



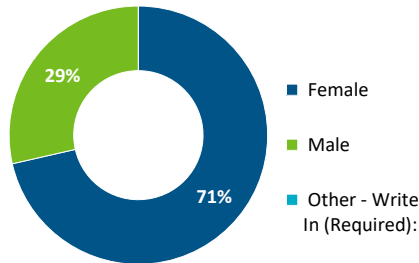
School-Level Response Rate:	
Estimated School Personnel	26
Surveys Received	21
Response Rate	81%

School Name:	Buffalo Middle School
Survey Type:	School Personnel Survey Report

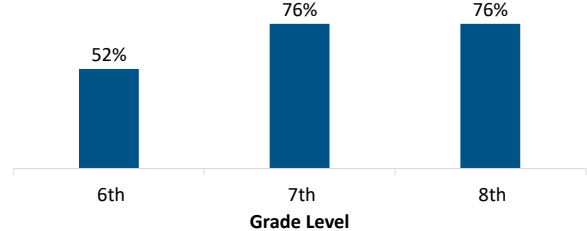
Note: Throughout this report, all percentages are rounded to the nearest whole number; amounts lower than 0.5% are rounded down to 0%. An asterick indicates a select all that apply question; amounts may exceed 100%.

Section 1: About Yourself

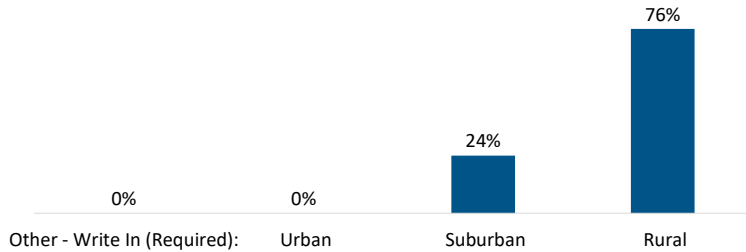
What is your gender?



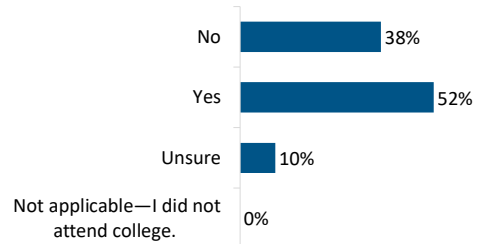
What current grade level(s) do you serve?*



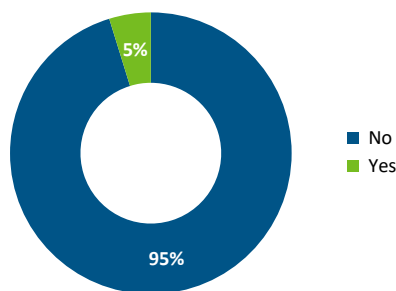
What type of community did you grow up in?



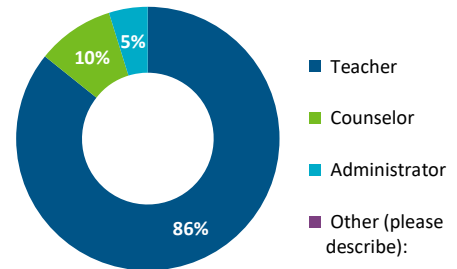
When you attended college, were you a first-generation college student?



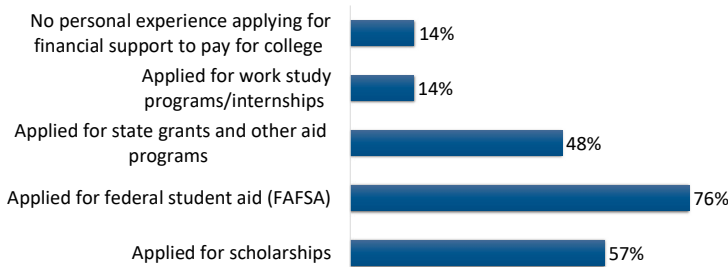
Are you a GEAR UP site coordinator?



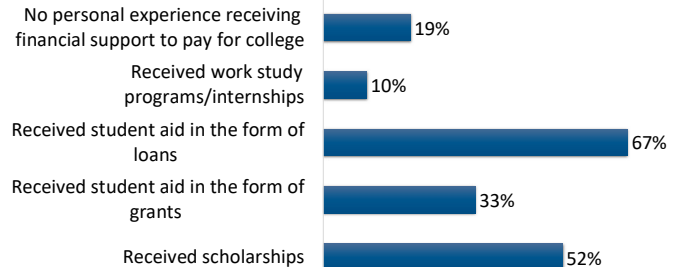
What is your current primary position at your school?



What has been your personal experience applying for financing for postsecondary education?*

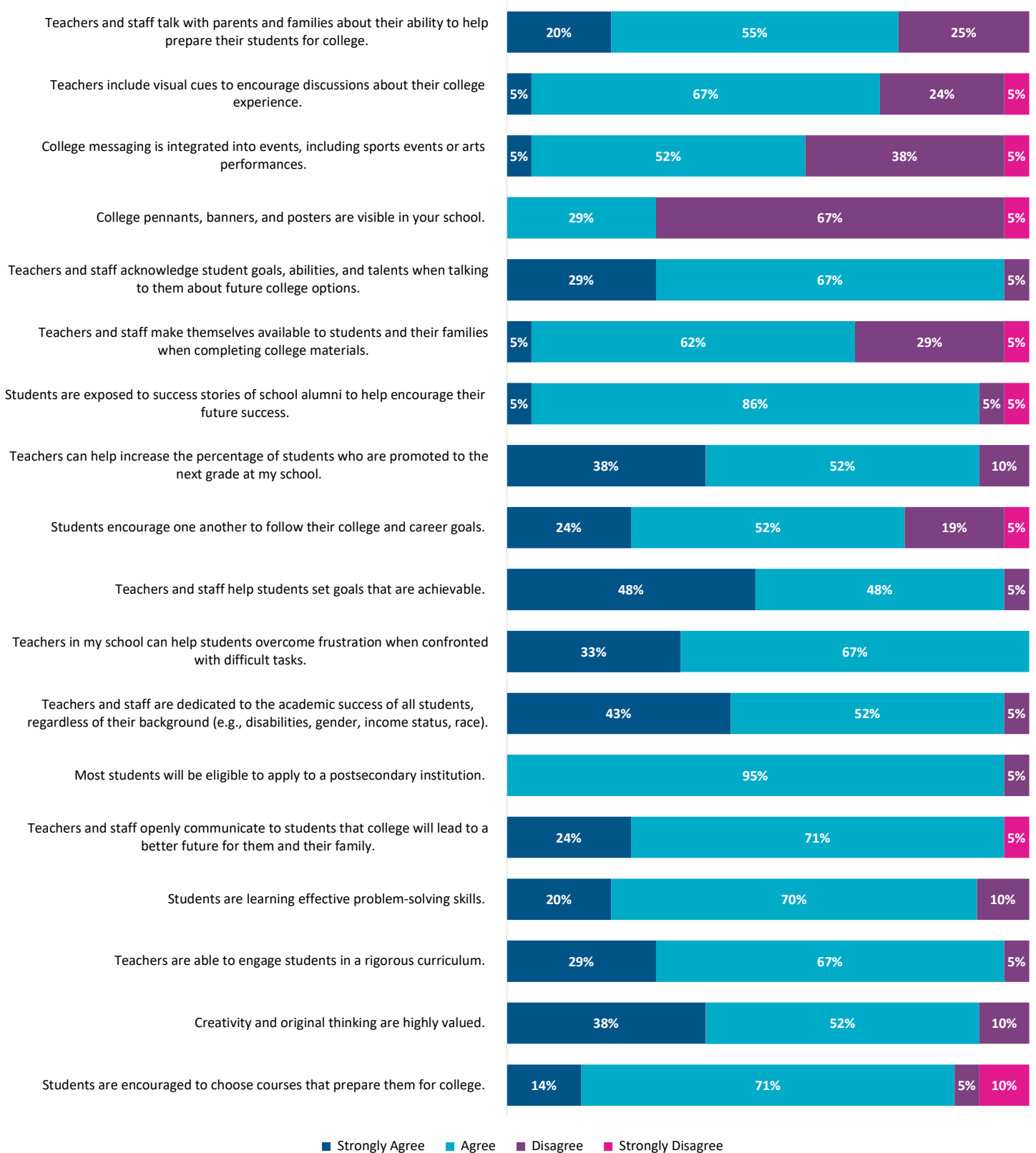


What has been your personal experience receiving financing for postsecondary education?*

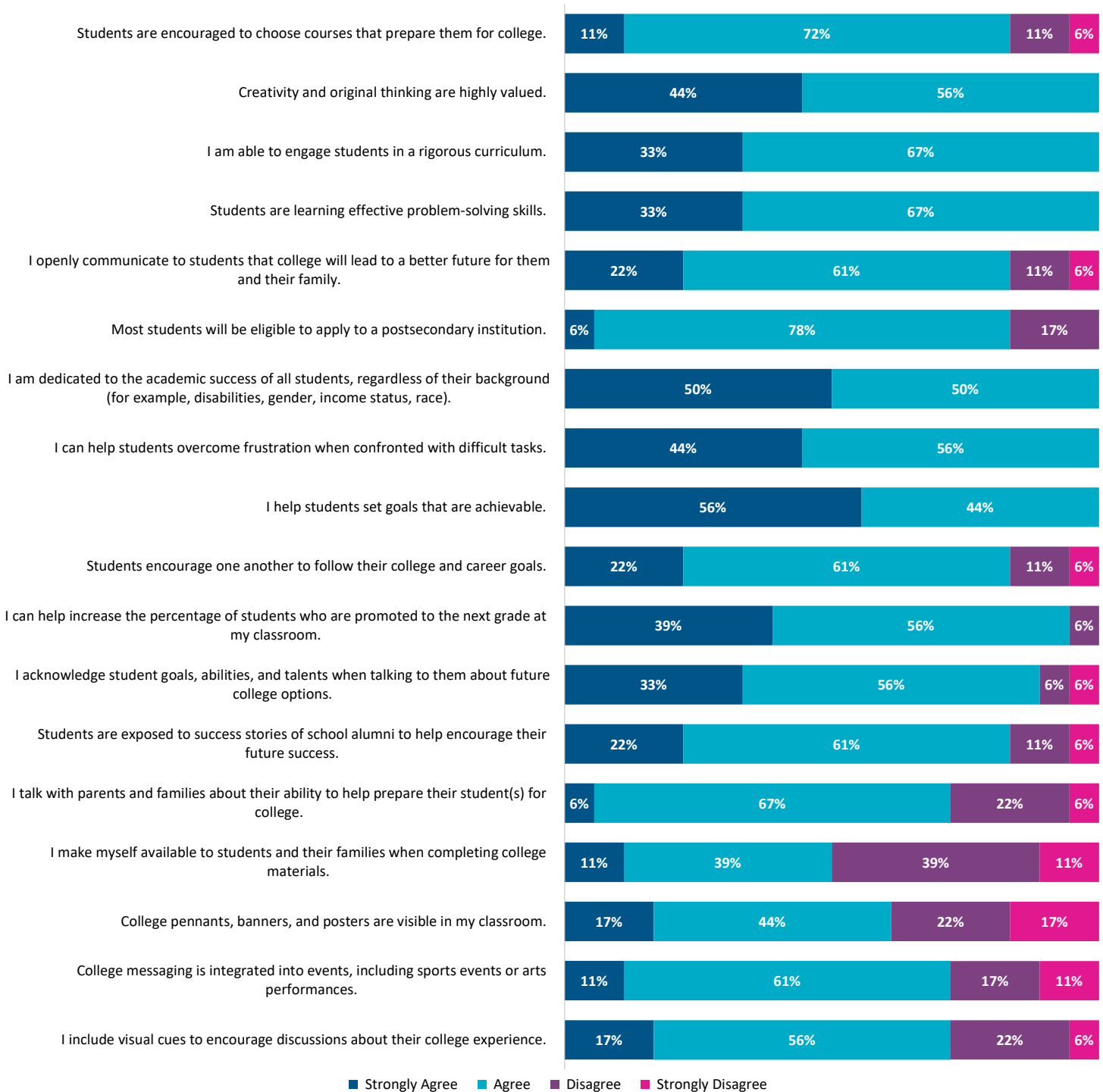


Section 2: School Culture

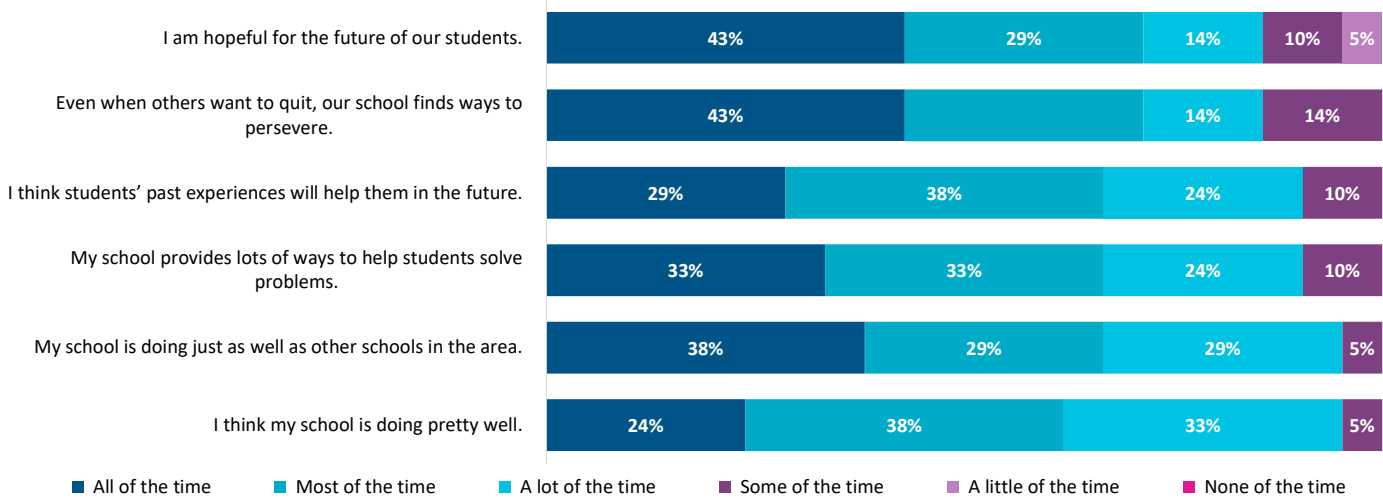
Please rate your level of agreement with each statement as it reflects YOUR SCHOOL:



Teachers only: Please rate your level of agreement with each statement as it reflects YOUR CLASSROOM:

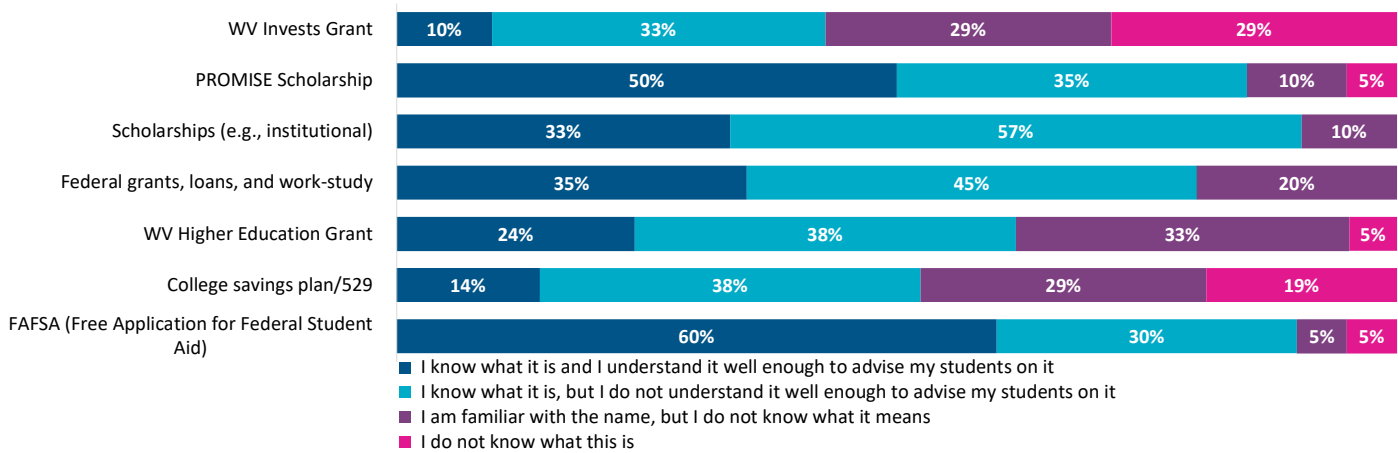


Please read the following sentences below and think about how your school is doing in most situations.

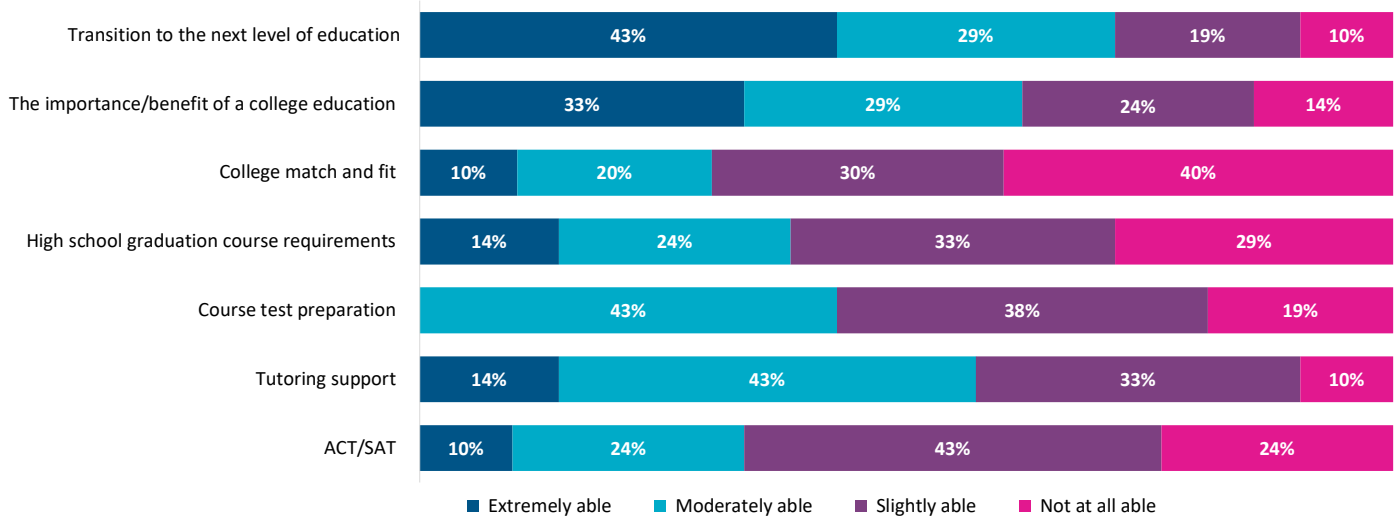


Section 3: College and Financial Aid Knowledge

Please rate your level of knowledge about each of the following programs that students and families can use to pay for college.



Please rate your ability to assist students and their families in understanding the following topics.



Financial aid programs available to West Virginia Students[^]

This need-based financial aid program for West Virginia students provided maximum annual awards of \$3,000 during the 2021-22 school year. This amount does not need to be paid back.



This merit-based financial aid program for West Virginia residents offers up to \$4,750 annually to cover the cost of tuition and mandatory fees. This amount does not need to be paid back.



This financial aid program for West Virginia students enrolled in eligible certificate and associate degree programs provides aid to cover the remaining amount of tuition, mandatory fees, and academic program fees that are not covered by other scholarships and grants.

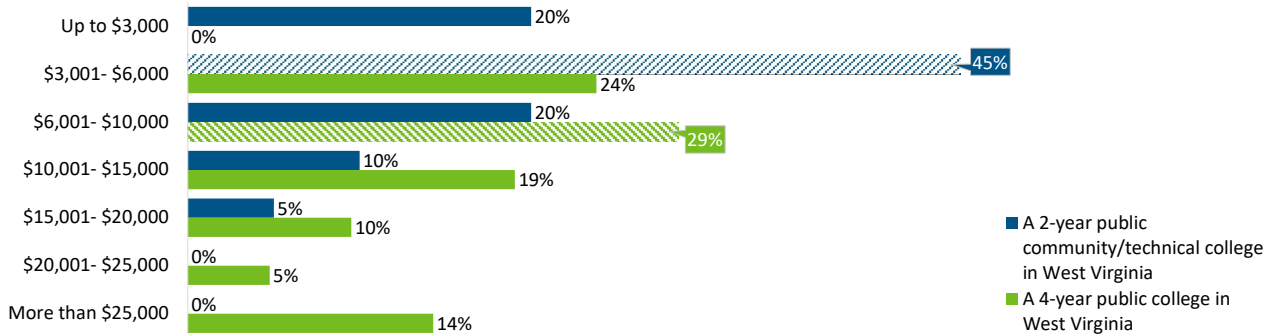


This need-based U.S. financial aid program provided qualifying students up to \$6,495 during the 2021-22 school year. This amount does not need to be paid back.



[^]The correct responses are indicated by the color filled bar.

On average, how much do you think it costs for one year of in-state tuition to attend the following college options in West Virginia? Your estimate should not include the cost of food, housing, or books. [^]



[^]The correct responses are indicated by pattern filled bar.

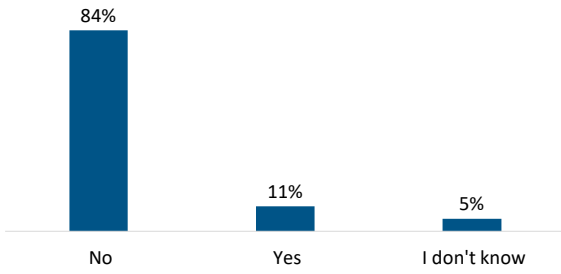
Section 4: College Readiness and/or GEAR UP Involvement

Please select to what extent your school promotes each of the following activities. Then, please indicate whether you have been involved in that activity (e.g., as a participant, activity organizer).

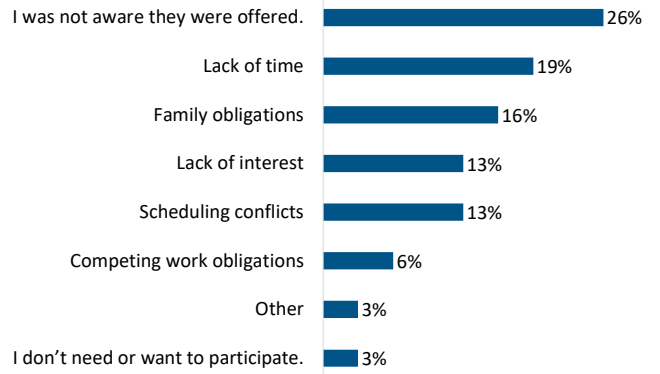
	extent your school promotes each of the following activities				been involved in that activity	
	Extremely	Moderately	Slightly	Not at all	No	Yes
Academic planning/career advising	10%	43%	33%	14%	48%	52%
Academic/tutoring support	14%	43%	33%	10%	43%	57%
ACT/SAT preparation	5%	10%	24%	62%	54%	46%
Assistance with completing financial aid forms (FAFSA)	0%	24%	14%	62%	64%	36%
College Application and Exploration Week	19%	33%	24%	24%	57%	43%
College campus visits (including virtual)	10%	38%	38%	14%	51%	49%
College Decision Day and/or other acceptance events	0%	19%	24%	57%	65%	35%
Credit recovery, AP, and dual credit opportunities	0%	33%	19%	48%	58%	42%
Financial literacy workshops	5%	35%	30%	30%	76%	24%
Mentoring programs (e.g., Student Success Society)	5%	29%	29%	38%	73%	27%
One-on-one advising with students	38%	29%	29%	5%	43%	57%
Parent/family peer networks	10%	48%	33%	10%	62%	38%
Professional development	19%	43%	33%	5%	46%	54%
Summer activities (e.g., Student Leadership Academy)	19%	33%	38%	10%	76%	24%
Text 4 Success initiative	0%	14%	24%	62%	90%	10%

Note: Blue column percentages are based on those respondents who indicated promotion of an activity. Pink column percentages are based on those respondents who indicated they were involved in an activity.

Have you ever participated in GEAR UP-sponsored activities or received support through GEAR UP?



If you did not participate in one or more of these activities/services, why not?*



Final Note: Additional questions from the personnel survey that were only for site coordinators are not included in this report to protect their anonymity.



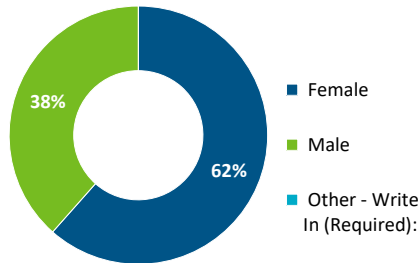
School-Level Response Rate:	
Estimated School Personnel	22
Surveys Received	13
Response Rate	59%

School Name:	Ceredo-Kenova Middle School
Survey Type:	School Personnel Survey Report

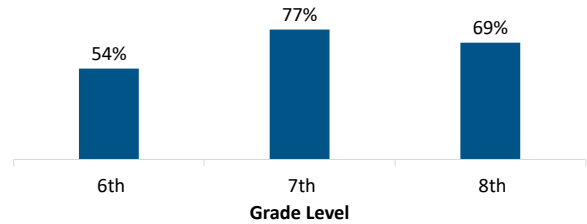
Note: Throughout this report, all percentages are rounded to the nearest whole number; amounts lower than 0.5% are rounded down to 0%. An asterick indicates a select all that apply question; amounts may exceed 100%.

Section 1: About Yourself

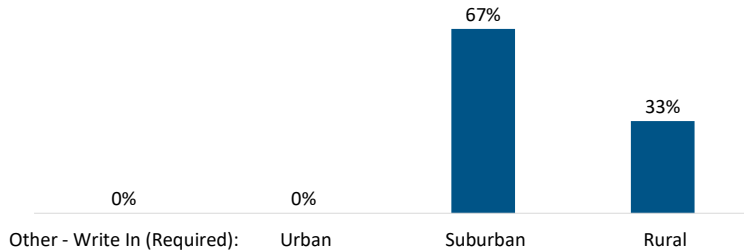
What is your gender?



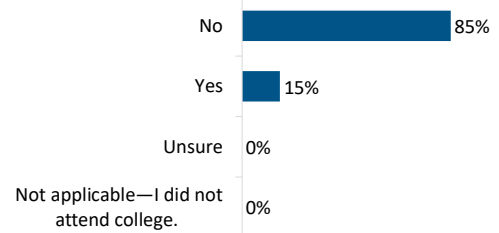
What current grade level(s) do you serve?*



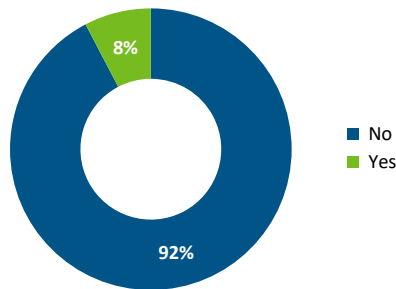
What type of community did you grow up in?



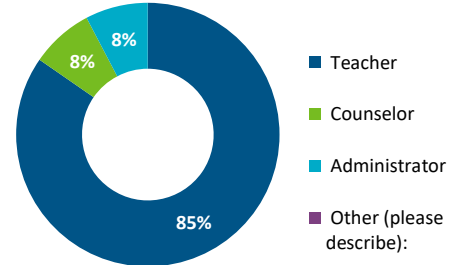
When you attended college, were you a first-generation college student?



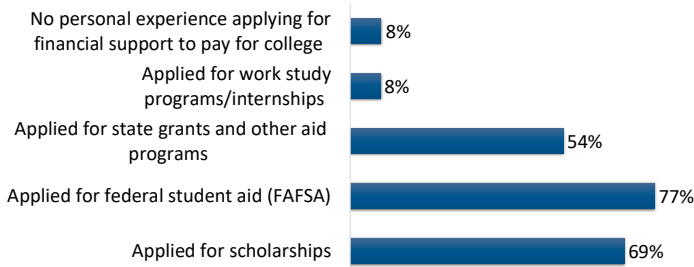
Are you a GEAR UP site coordinator?



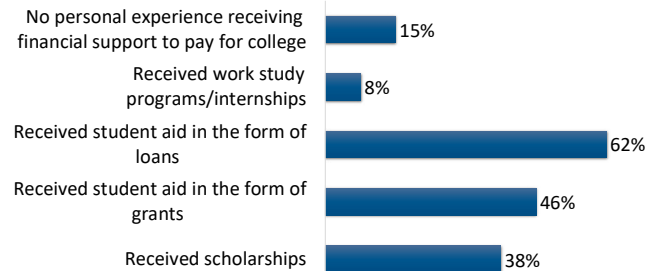
What is your current primary position at your school?



What has been your personal experience applying for financing for postsecondary education?*

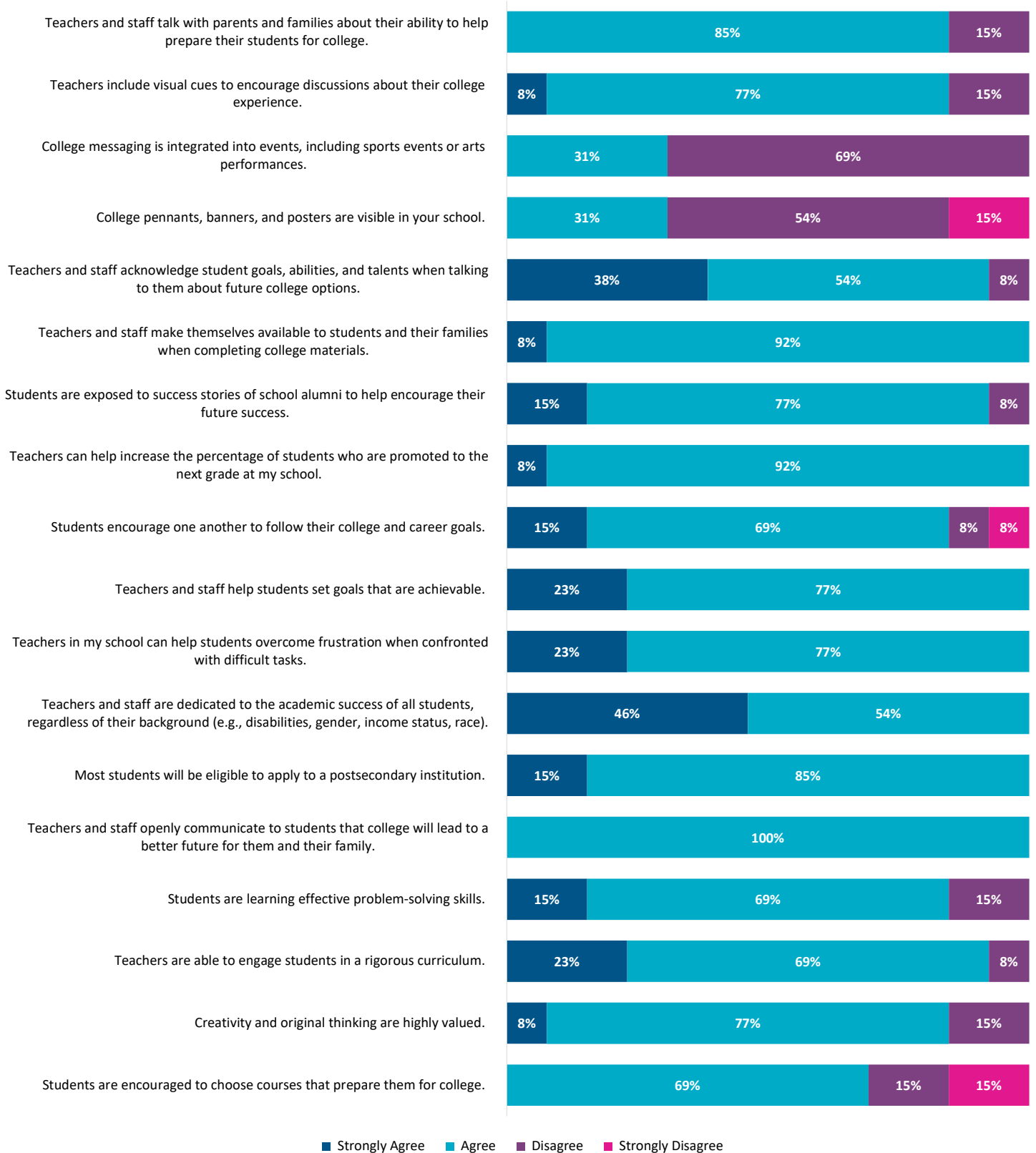


What has been your personal experience receiving financing for postsecondary education?*

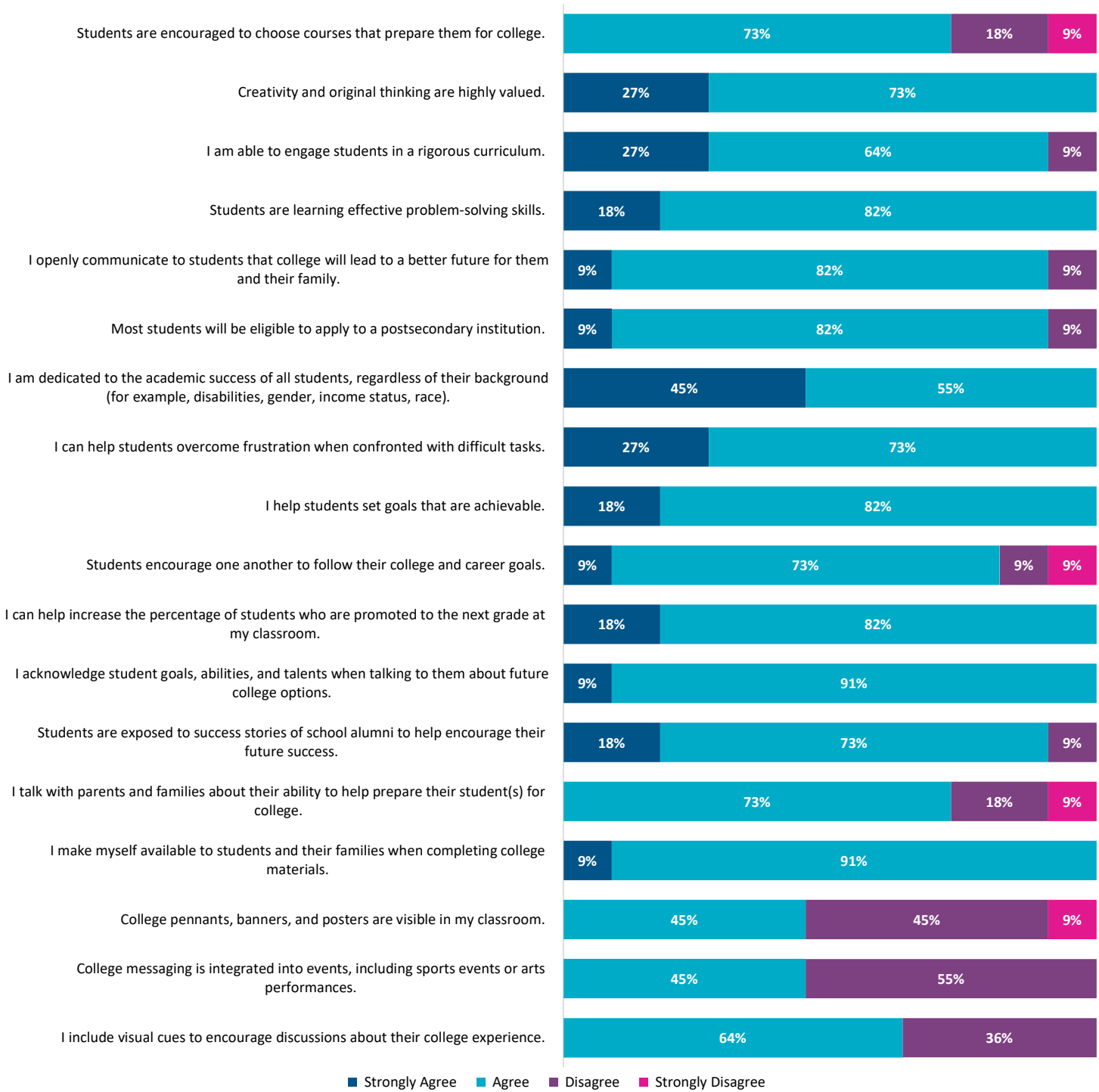


Section 2: School Culture

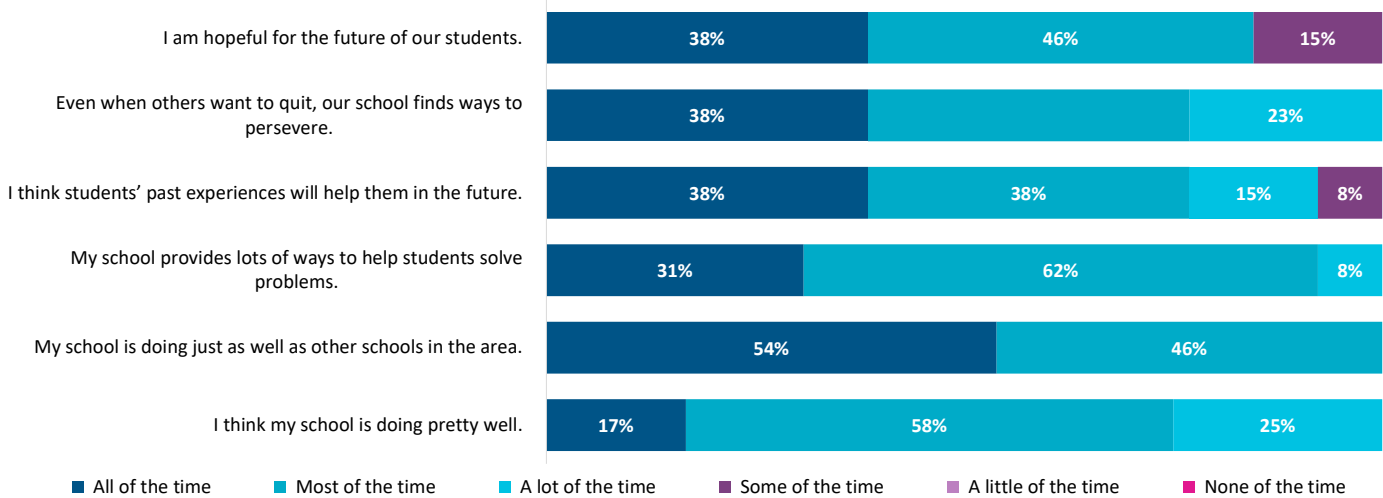
Please rate your level of agreement with each statement as it reflects YOUR SCHOOL:



Teachers only: Please rate your level of agreement with each statement as it reflects YOUR CLASSROOM:

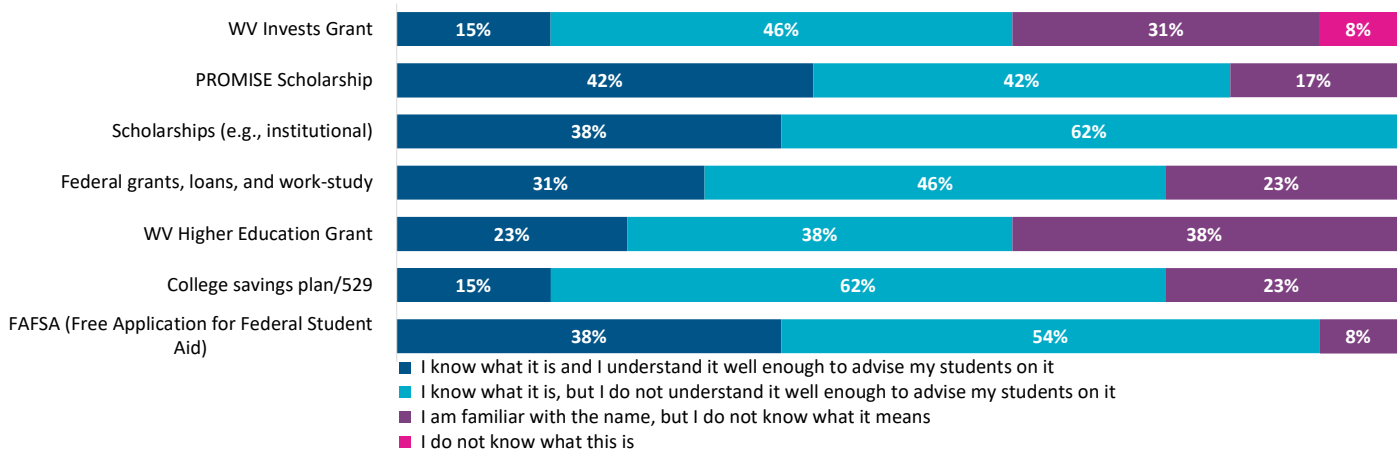


Please read the following sentences below and think about how your school is doing in most situations.

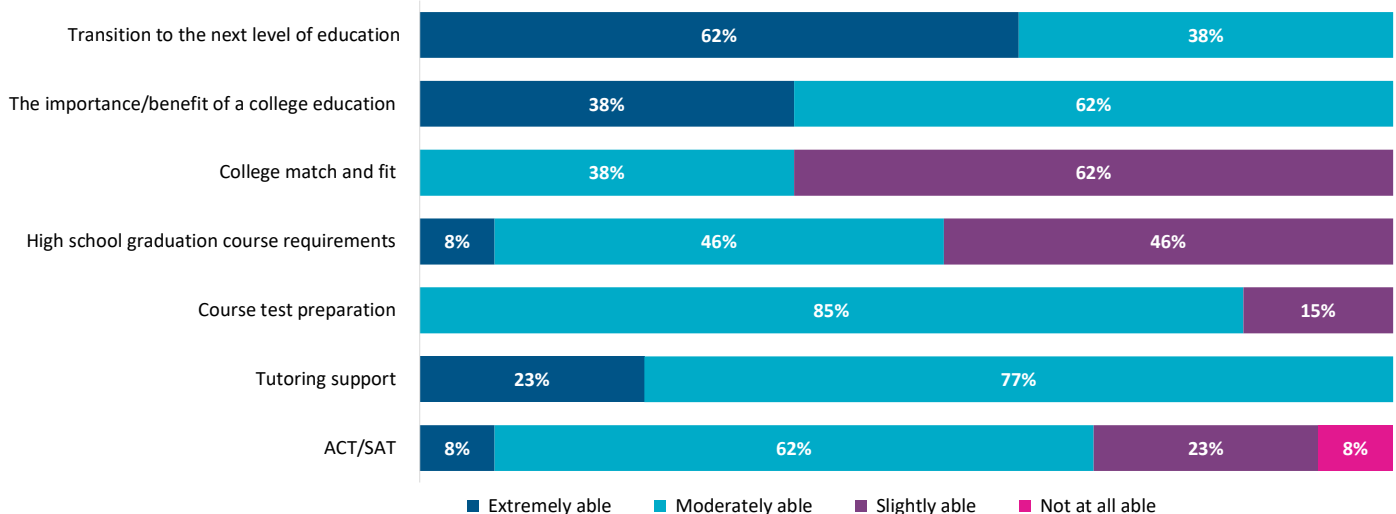


Section 3: College and Financial Aid Knowledge

Please rate your level of knowledge about each of the following programs that students and families can use to pay for college.



Please rate your ability to assist students and their families in understanding the following topics.



Financial aid programs available to West Virginia Students[^]

This need-based financial aid program for West Virginia students provided maximum annual awards of \$3,000 during the 2021-22 school year. This amount does not need to be paid back.



This merit-based financial aid program for West Virginia residents offers up to \$4,750 annually to cover the cost of tuition and mandatory fees. This amount does not need to be paid back.



This financial aid program for West Virginia students enrolled in eligible certificate and associate degree programs provides aid to cover the remaining amount of tuition, mandatory fees, and academic program fees that are not covered by other scholarships and grants.

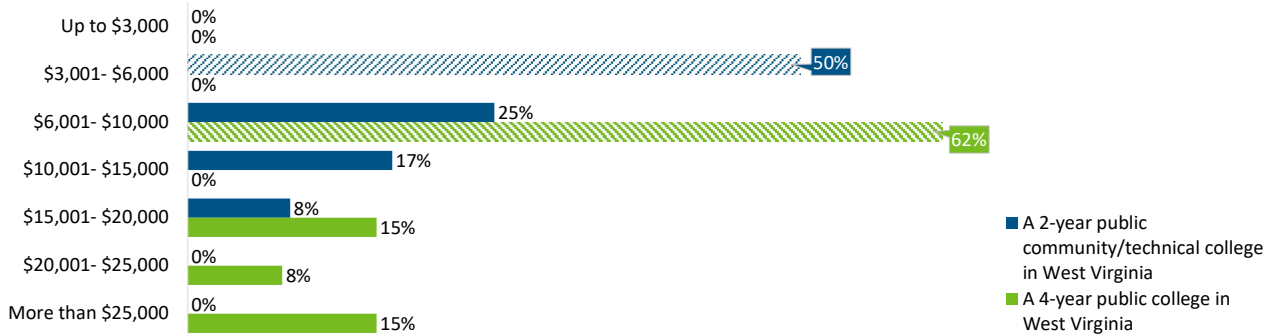


This need-based U.S. financial aid program provided qualifying students up to \$6,495 during the 2021-22 school year. This amount does not need to be paid back.



[^]The correct responses are indicated by the color filled bar.

On average, how much do you think it costs for one year of in-state tuition to attend the following college options in West Virginia? Your estimate should not include the cost of food, housing, or books. [^]



[^]The correct responses are indicated by pattern filled bar.

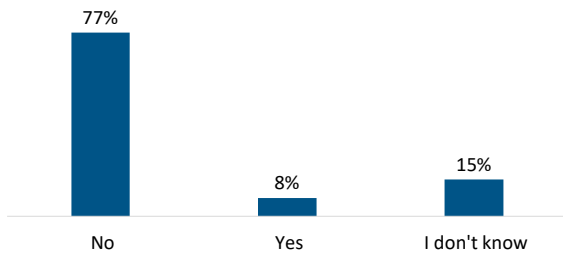
Section 4: College Readiness and/or GEAR UP Involvement

Please select to what extent your school promotes each of the following activities. Then, please indicate whether you have been involved in that activity (e.g., as a participant, activity organizer).

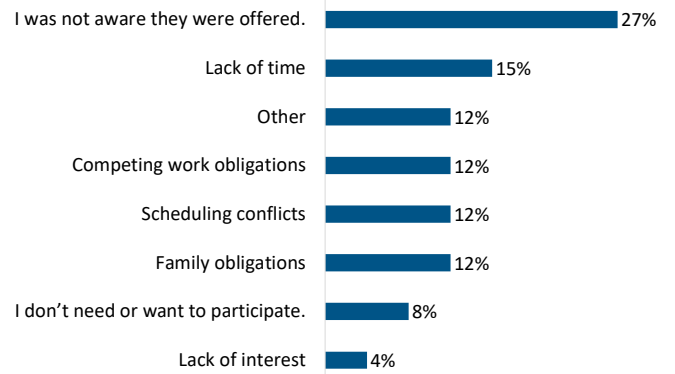
	extent your school promotes each of the following activities				been involved in that activity	
	Extremely	Moderately	Slightly	Not at all	No	Yes
Academic planning/career advising	0%	38%	23%	38%	48%	52%
Academic/tutoring support	8%	69%	8%	15%	43%	57%
ACT/SAT preparation	0%	15%	31%	54%	54%	46%
Assistance with completing financial aid forms (FAFSA)	0%	15%	23%	62%	64%	36%
College Application and Exploration Week	0%	15%	38%	46%	57%	43%
College campus visits (including virtual)	0%	38%	23%	38%	51%	49%
College Decision Day and/or other acceptance events	0%	15%	31%	54%	65%	35%
Credit recovery, AP, and dual credit opportunities	0%	8%	23%	69%	58%	42%
Financial literacy workshops	8%	31%	31%	31%	76%	24%
Mentoring programs (e.g., Student Success Society)	0%	15%	38%	46%	73%	27%
One-on-one advising with students	15%	46%	8%	31%	43%	57%
Parent/family peer networks	0%	31%	38%	31%	62%	38%
Professional development	15%	31%	15%	38%	46%	54%
Summer activities (e.g., Student Leadership Academy)	15%	54%	31%	0%	76%	24%
Text 4 Success initiative	0%	8%	15%	77%	90%	10%

Note: Blue column percentages are based on those respondents who indicated promotion of an activity. Pink column percentages are based on those respondents who indicated they were involved in an activity.

Have you ever participated in GEAR UP-sponsored activities or received support through GEAR UP?



If you did not participate in one or more of these activities/services, why not?*



Final Note: Additional questions from the personnel survey that were only for site coordinators are not included in this report to protect their anonymity.



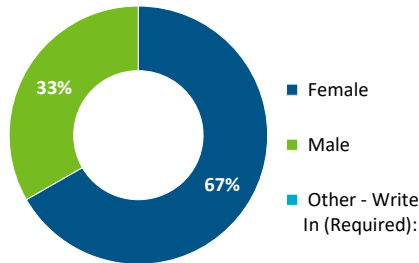
School-Level Response Rate:	
Estimated School Personnel	46
Surveys Received	36
Response Rate	78%

School Name:	Chapmanville Regional High School
Survey Type:	School Personnel Survey Report

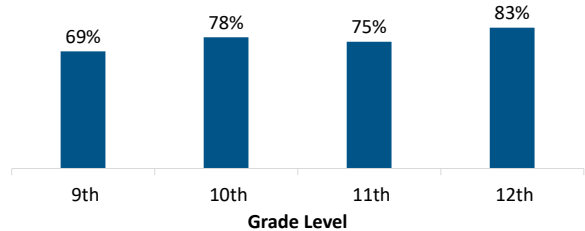
Note: Throughout this report, all percentages are rounded to the nearest whole number; amounts lower than 0.5% are rounded down to 0%. An asterisk indicates a select all that apply question; amounts may exceed 100%.

Section 1: About Yourself

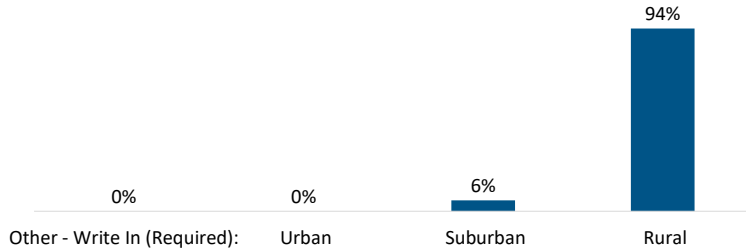
What is your gender?



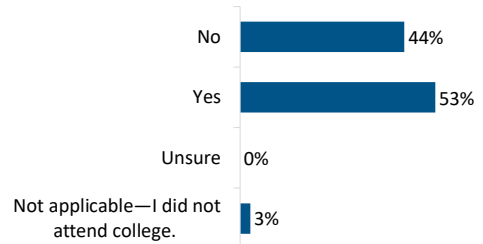
What current grade level(s) do you serve?*



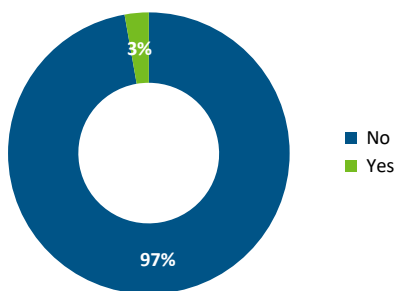
What type of community did you grow up in?



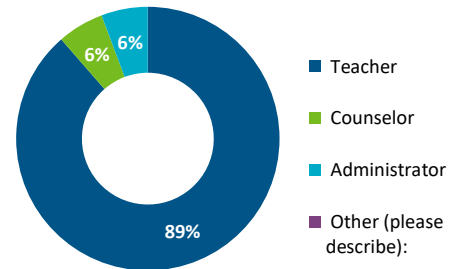
When you attended college, were you a first-generation college student?



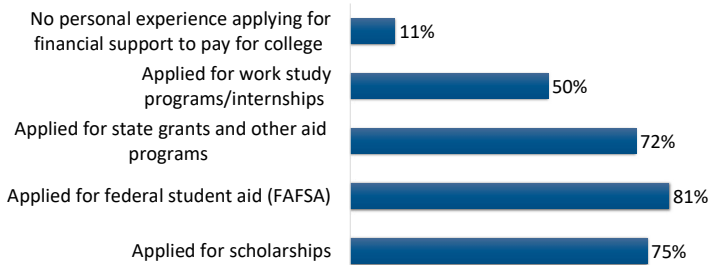
Are you a GEAR UP site coordinator?



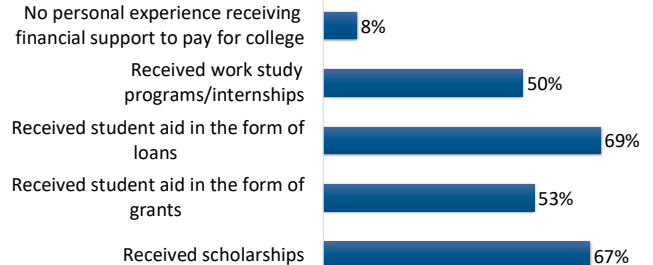
What is your current primary position at your school?



What has been your personal experience applying for financing for postsecondary education?*

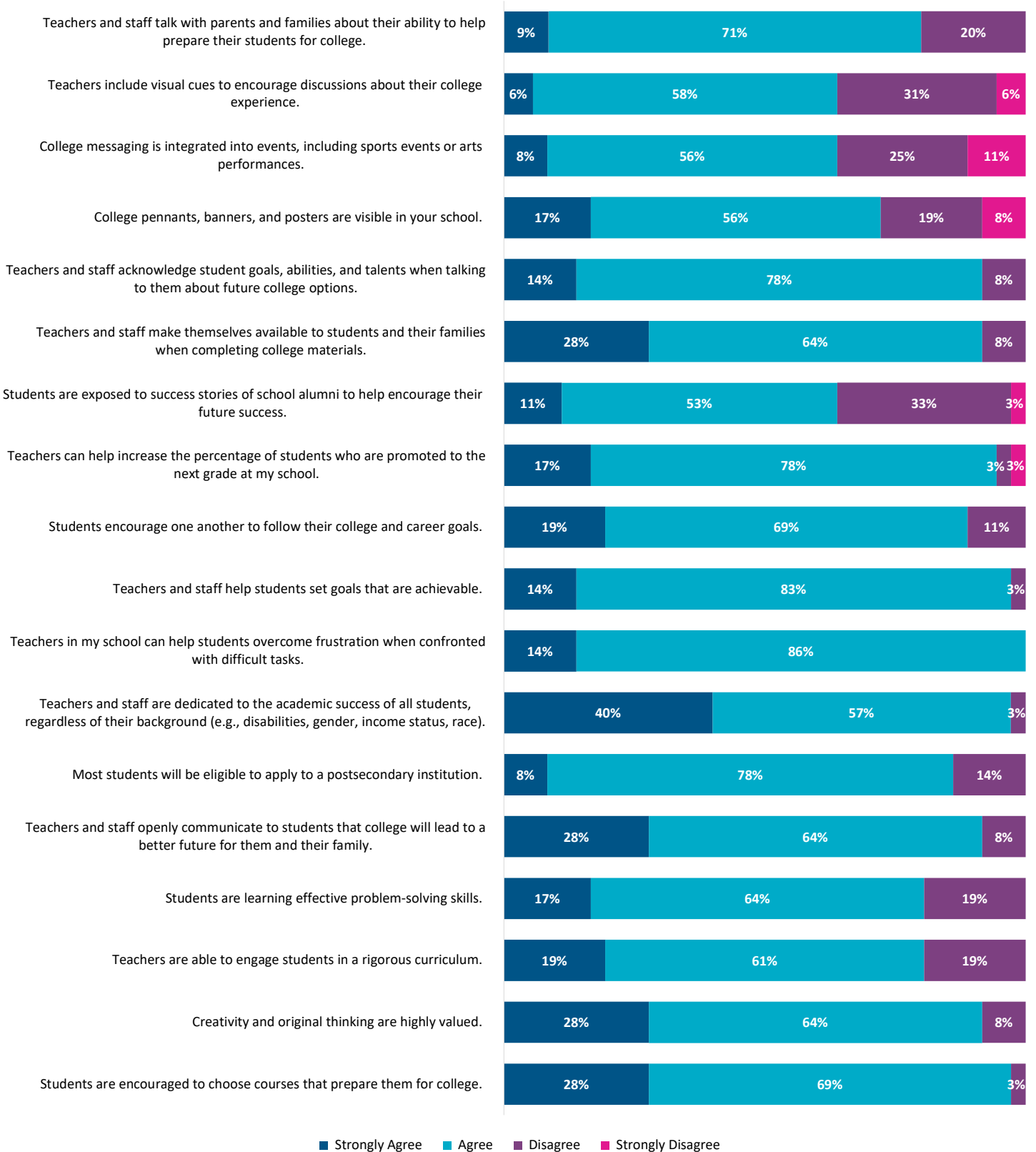


What has been your personal experience receiving financing for postsecondary education?*

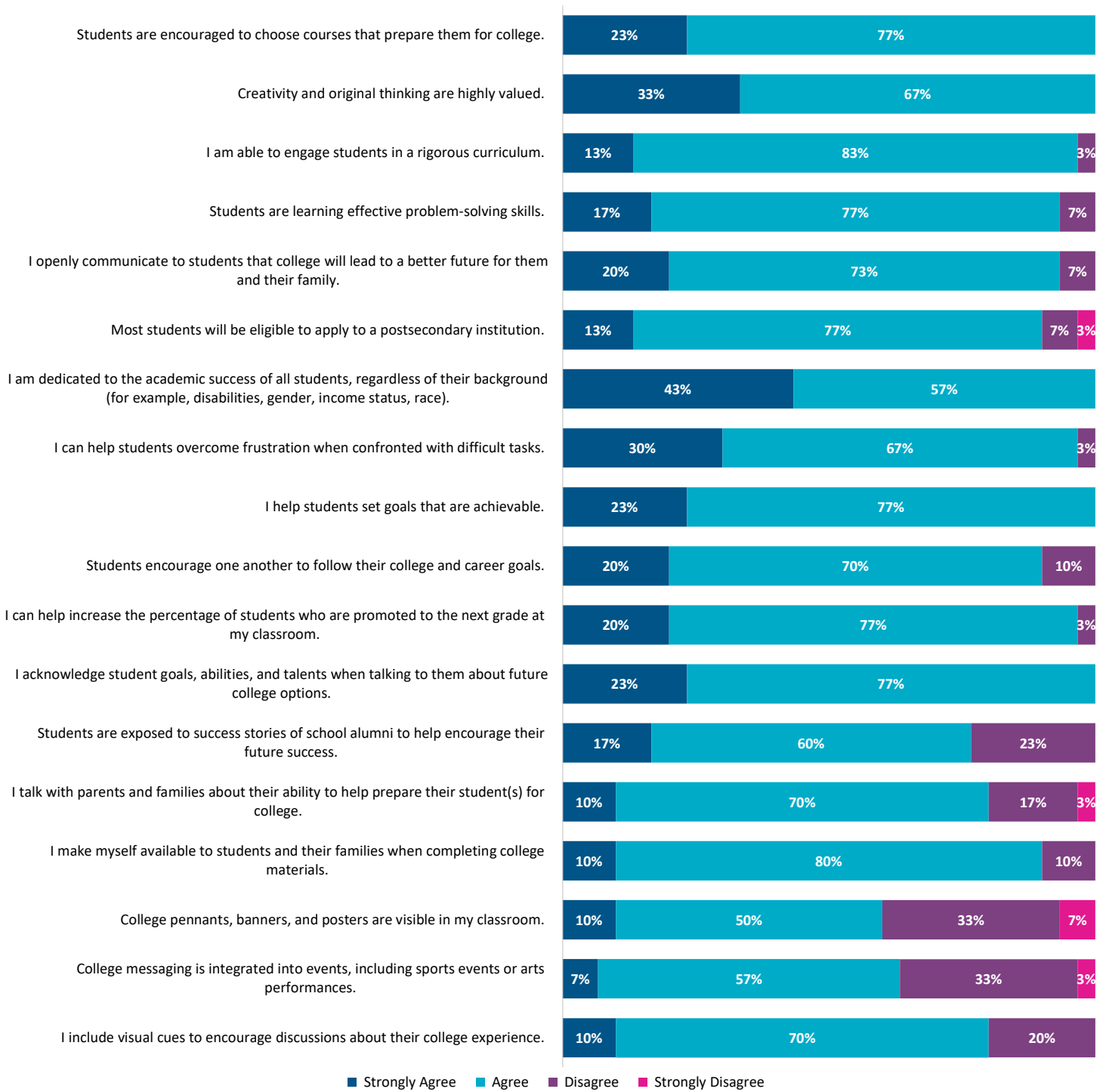


Section 2: School Culture

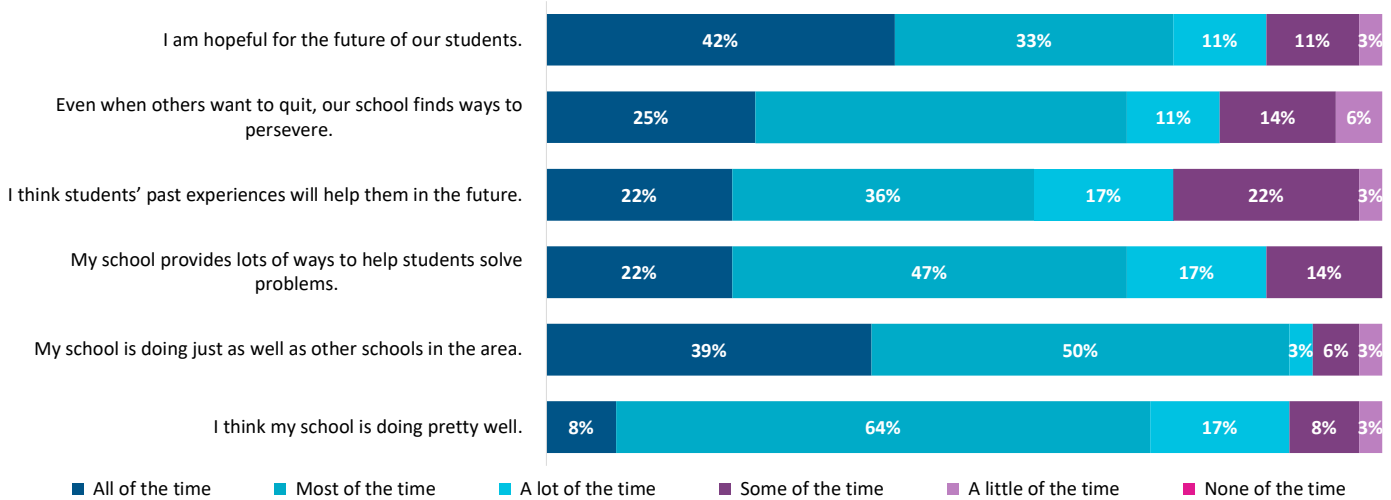
Please rate your level of agreement with each statement as it reflects YOUR SCHOOL:



Teachers only: Please rate your level of agreement with each statement as it reflects YOUR CLASSROOM:

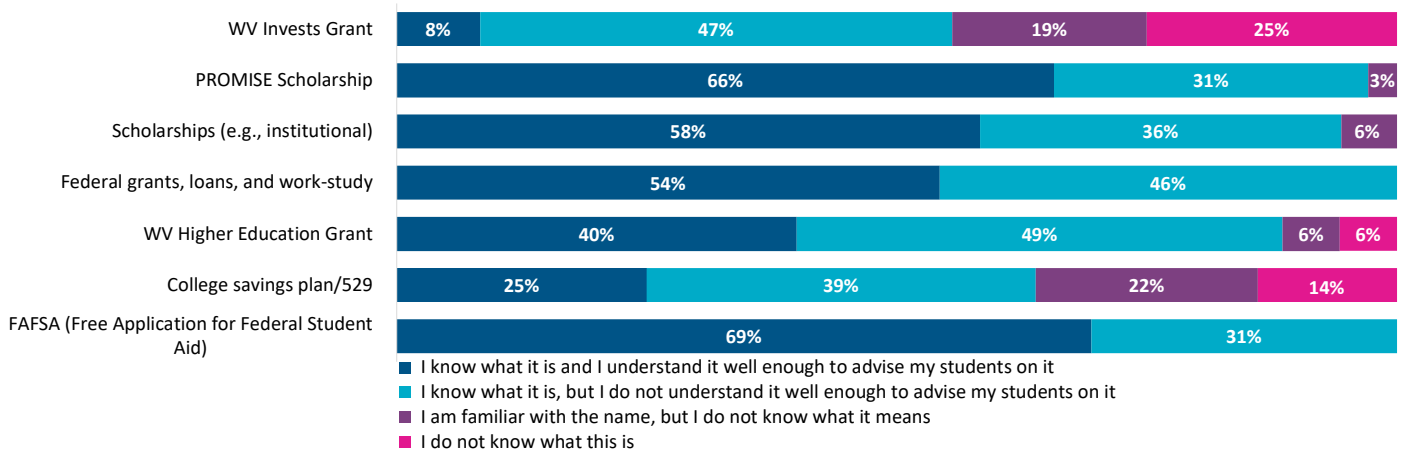


Please read the following sentences below and think about how your school is doing in most situations.

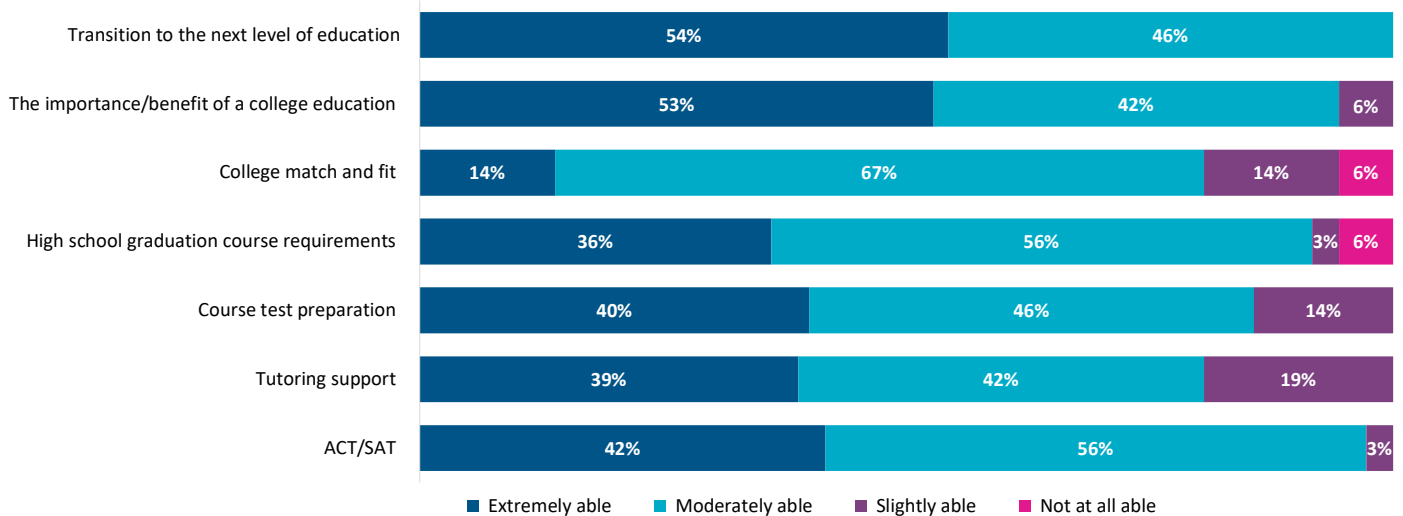


Section 3: College and Financial Aid Knowledge

Please rate your level of knowledge about each of the following programs that students and families can use to pay for college.

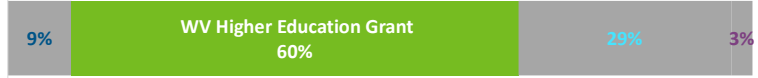


Please rate your ability to assist students and their families in understanding the following topics.



Financial aid programs available to West Virginia Students[^]

This need-based financial aid program for West Virginia students provided maximum annual awards of \$3,000 during the 2021-22 school year. This amount does not need to be paid back.



This merit-based financial aid program for West Virginia residents offers up to \$4,750 annually to cover the cost of tuition and mandatory fees. This amount does not need to be paid back.



This financial aid program for West Virginia students enrolled in eligible certificate and associate degree programs provides aid to cover the remaining amount of tuition, mandatory fees, and academic program fees that are not covered by other scholarships and grants.

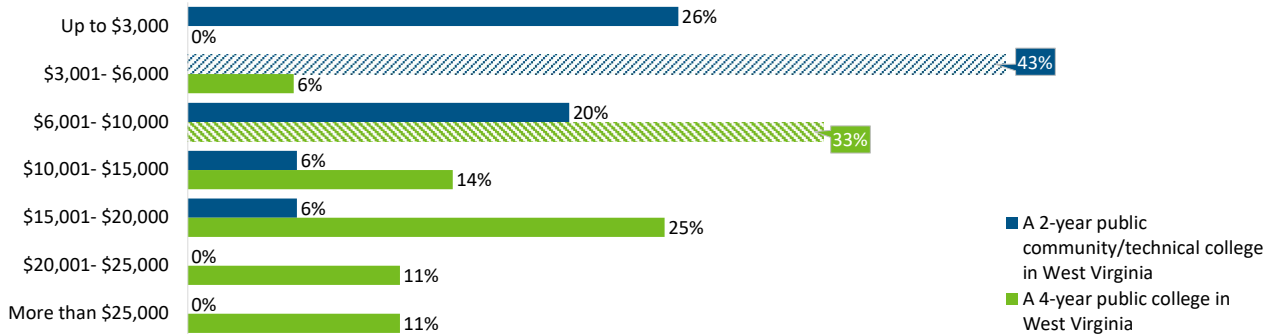


This need-based U.S. financial aid program provided qualifying students up to \$6,495 during the 2021-22 school year. This amount does not need to be paid back.



[^]The correct responses are indicated by the color filled bar.

On average, how much do you think it costs for one year of in-state tuition to attend the following college options in West Virginia? Your estimate should not include the cost of food, housing, or books. [^]



[^]The correct responses are indicated by pattern filled bar.

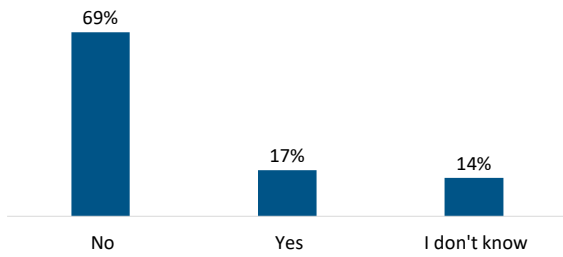
Section 4: College Readiness and/or GEAR UP Involvement

Please select to what extent your school promotes each of the following activities. Then, please indicate whether you have been involved in that activity (e.g., as a participant, activity organizer).

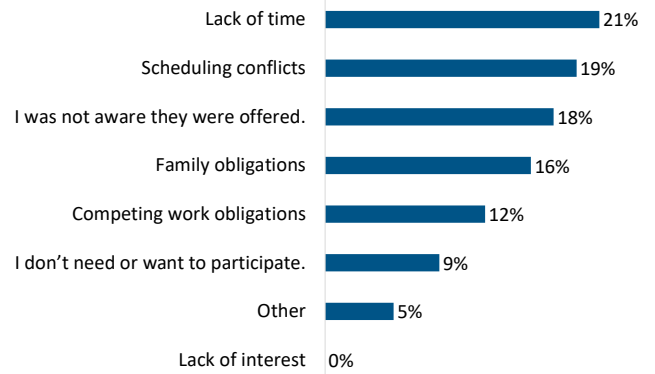
	extent your school promotes each of the following activities				been involved in that activity	
	Extremely	Moderately	Slightly	Not at all	No	Yes
Academic planning/career advising	31%	51%	14%	3%	48%	52%
Academic/tutoring support	43%	40%	11%	6%	43%	57%
ACT/SAT preparation	69%	26%	6%	0%	54%	46%
Assistance with completing financial aid forms (FAFSA)	69%	29%	3%	0%	64%	36%
College Application and Exploration Week	31%	37%	26%	6%	57%	43%
College campus visits (including virtual)	11%	51%	31%	6%	51%	49%
College Decision Day and/or other acceptance events	31%	37%	20%	11%	65%	35%
Credit recovery, AP, and dual credit opportunities	69%	29%	3%	0%	58%	42%
Financial literacy workshops	14%	51%	29%	6%	76%	24%
Mentoring programs (e.g., Student Success Society)	24%	47%	12%	18%	73%	27%
One-on-one advising with students	26%	57%	14%	3%	43%	57%
Parent/family peer networks	23%	49%	23%	6%	62%	38%
Professional development	18%	56%	21%	6%	46%	54%
Summer activities (e.g., Student Leadership Academy)	26%	50%	18%	6%	76%	24%
Text 4 Success initiative	6%	21%	12%	62%	90%	10%

Note: Blue column percentages are based on those respondents who indicated promotion of an activity. Pink column percentages are based on those respondents who indicated they were involved in an activity.

Have you ever participated in GEAR UP-sponsored activities or received support through GEAR UP?



If you did not participate in one or more of these activities/services, why not?*



Final Note: Additional questions from the personnel survey that were only for site coordinators are not included in this report to protect their anonymity.



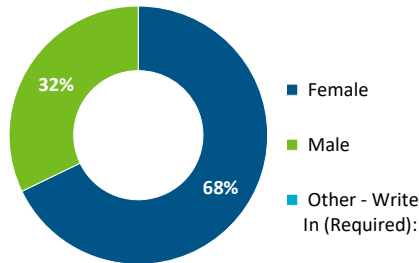
School-Level Response Rate:	
Estimated School Personnel	42
Surveys Received	28
Response Rate	67%

School Name:	Clay County High School
Survey Type:	School Personnel Survey Report

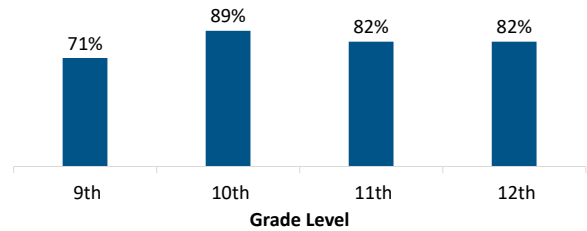
Note: Throughout this report, all percentages are rounded to the nearest whole number; amounts lower than 0.5% are rounded down to 0%. An asterick indicates a select all that apply question; amounts may exceed 100%.

Section 1: About Yourself

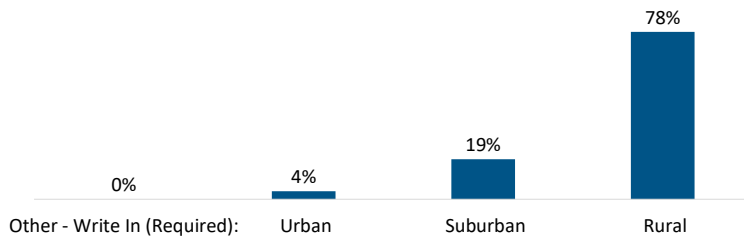
What is your gender?



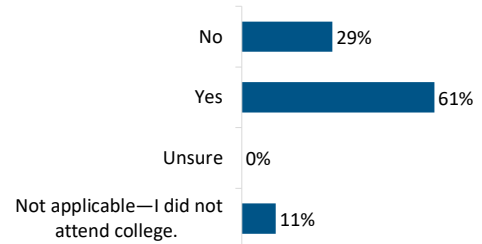
What current grade level(s) do you serve?*



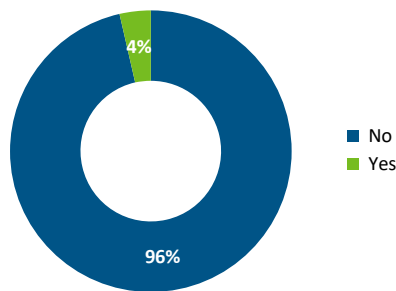
What type of community did you grow up in?



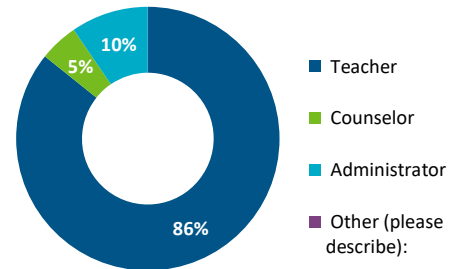
When you attended college, were you a first-generation college student?



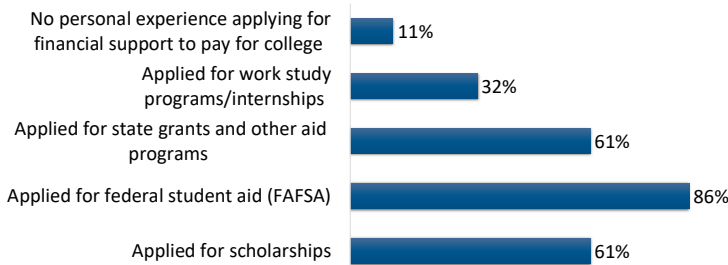
Are you a GEAR UP site coordinator?



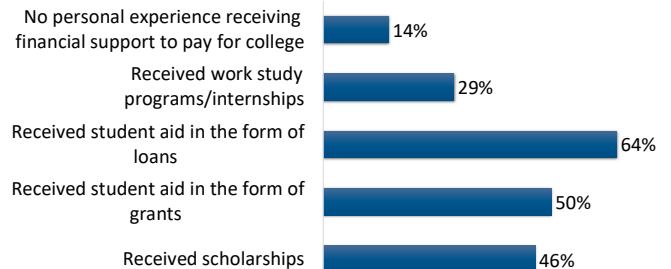
What is your current primary position at your school?



What has been your personal experience applying for financing for postsecondary education?*

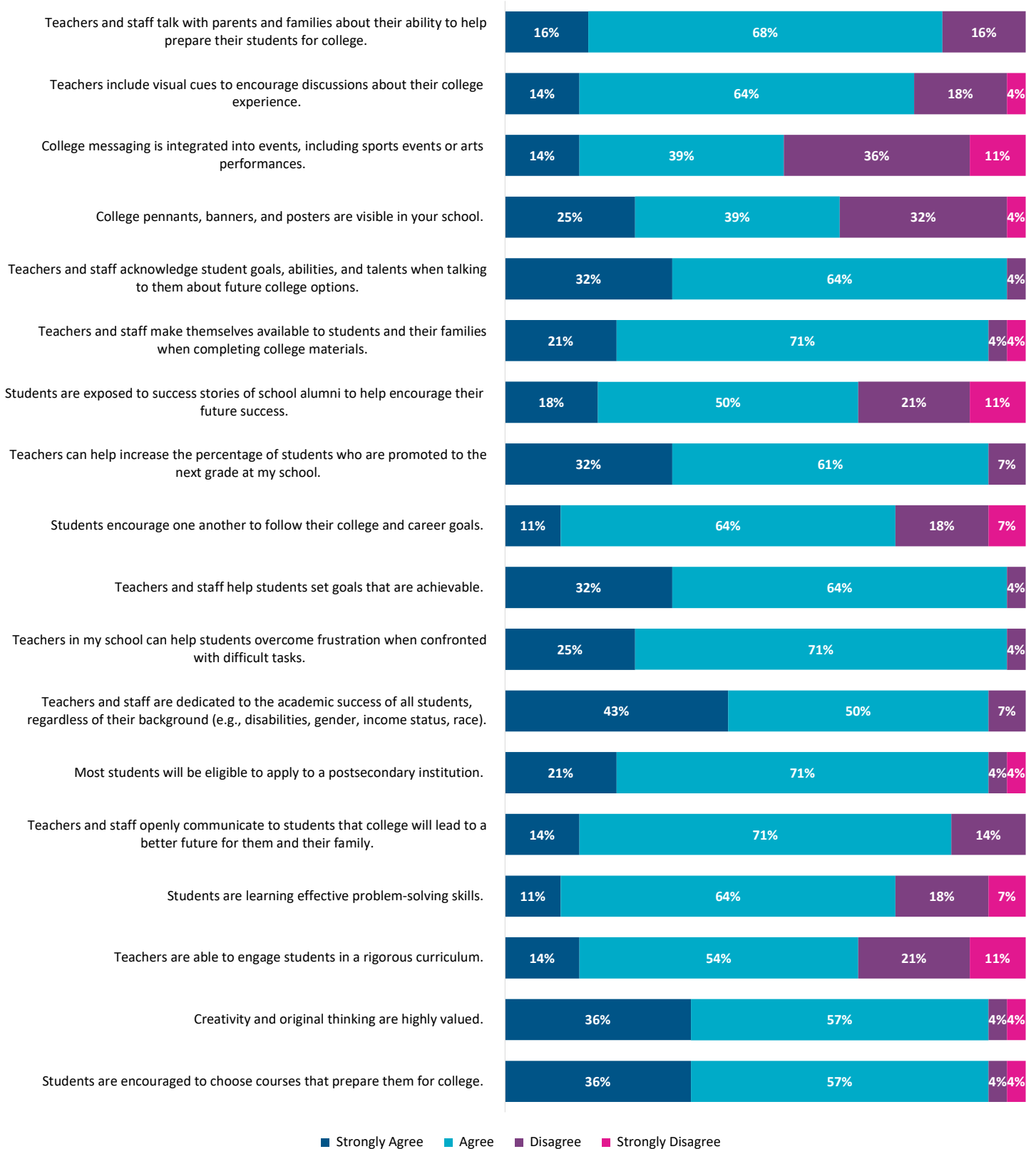


What has been your personal experience receiving financing for postsecondary education?*

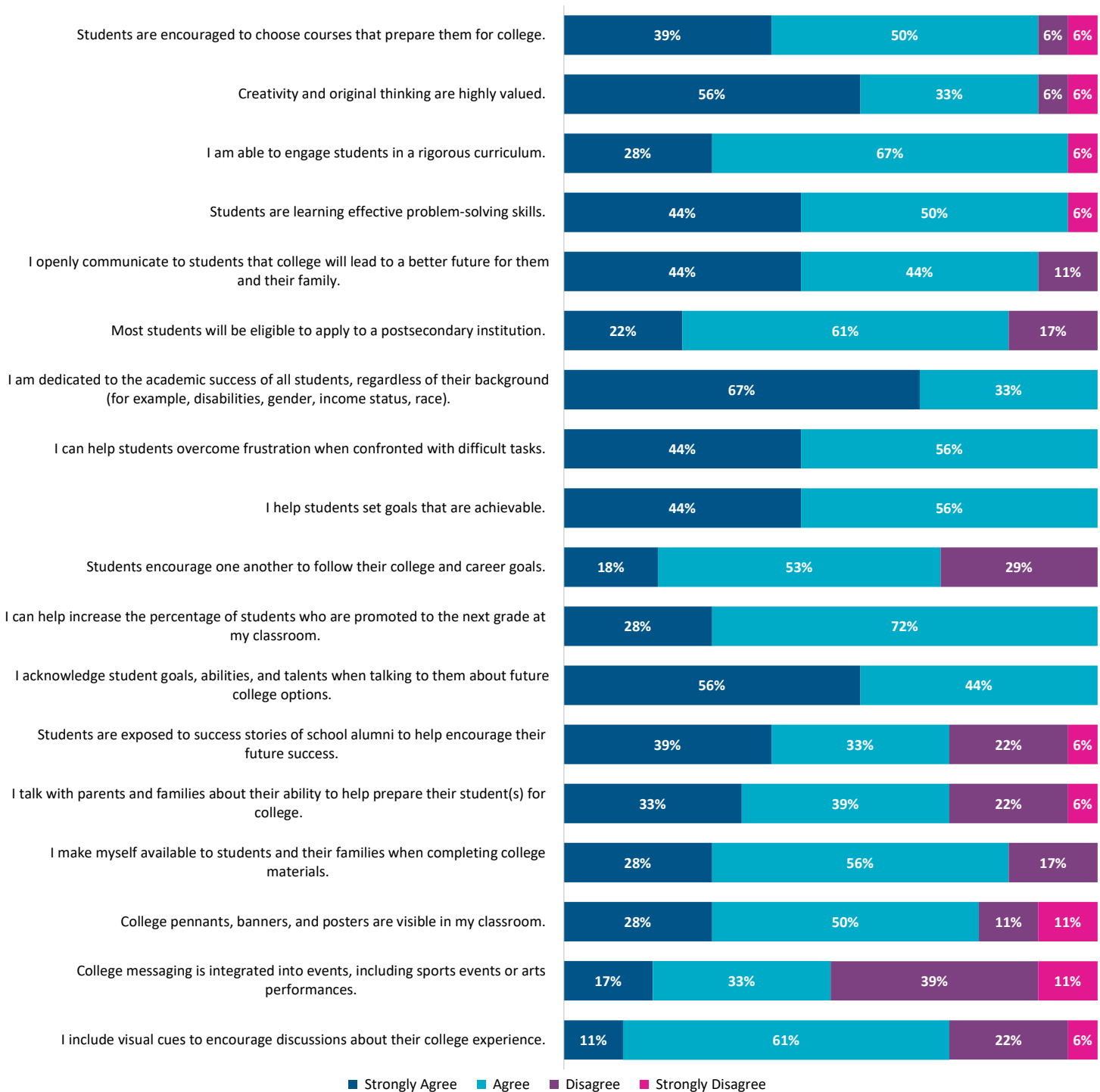


Section 2: School Culture

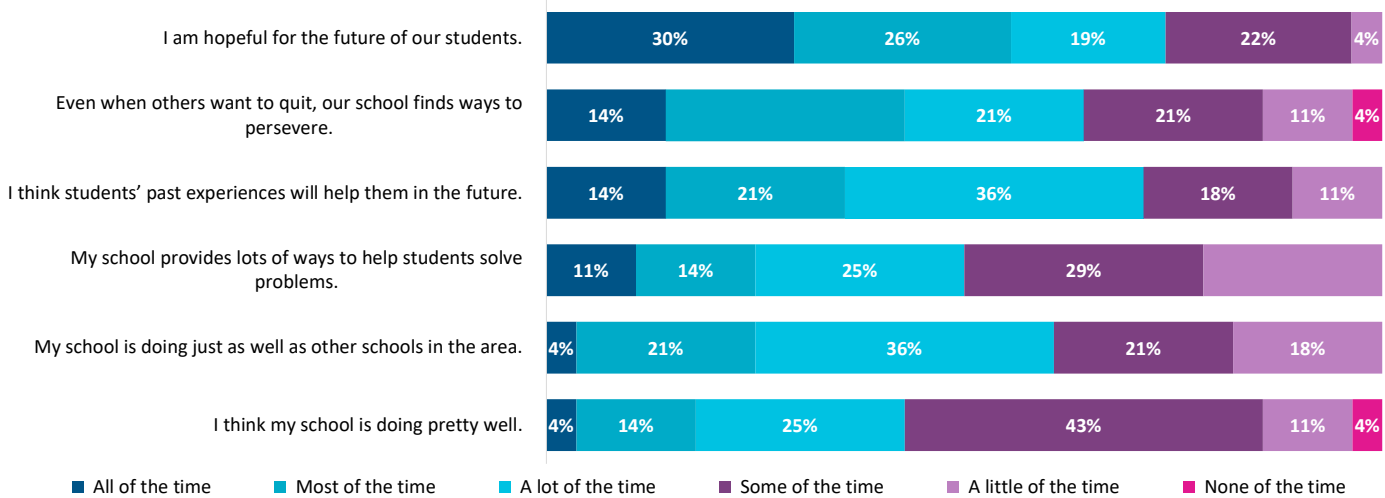
Please rate your level of agreement with each statement as it reflects YOUR SCHOOL:



Teachers only: Please rate your level of agreement with each statement as it reflects YOUR CLASSROOM:

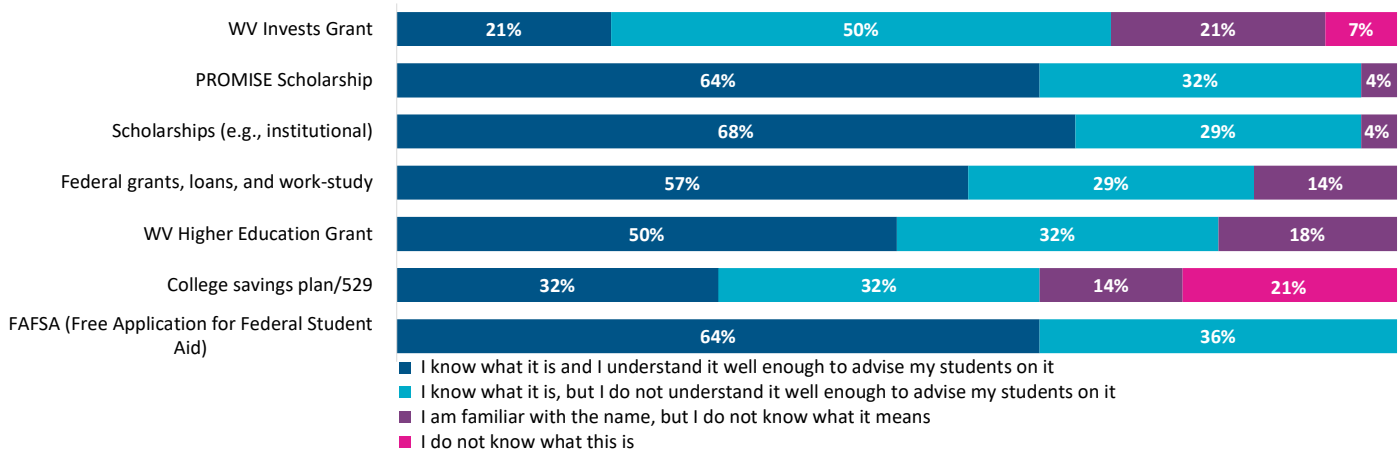


Please read the following sentences below and think about how your school is doing in most situations.

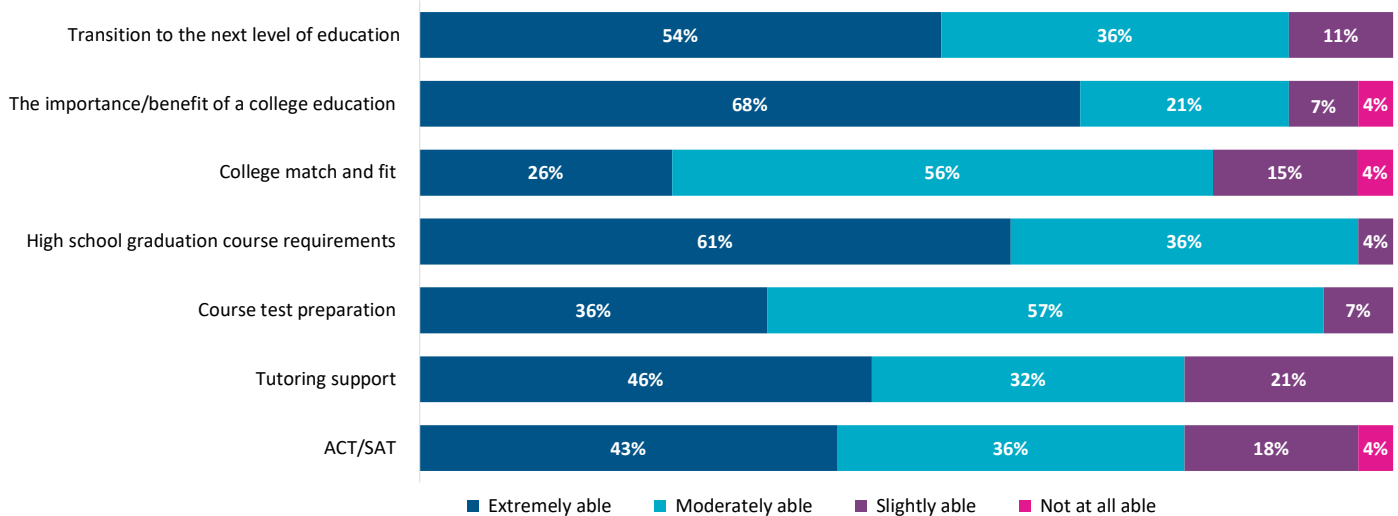


Section 3: College and Financial Aid Knowledge

Please rate your level of knowledge about each of the following programs that students and families can use to pay for college.



Please rate your ability to assist students and their families in understanding the following topics.



Financial aid programs available to West Virginia Students[^]

This need-based financial aid program for West Virginia students provided maximum annual awards of \$3,000 during the 2021-22 school year. This amount does not need to be paid back.



This merit-based financial aid program for West Virginia residents offers up to \$4,750 annually to cover the cost of tuition and mandatory fees. This amount does not need to be paid back.



This financial aid program for West Virginia students enrolled in eligible certificate and associate degree programs provides aid to cover the remaining amount of tuition, mandatory fees, and academic program fees that are not covered by other scholarships and grants.

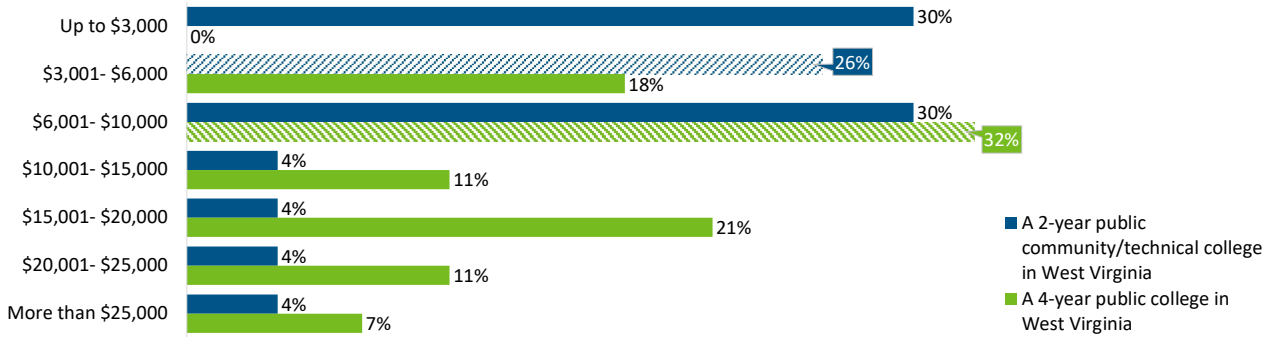


This need-based U.S. financial aid program provided qualifying students up to \$6,495 during the 2021-22 school year. This amount does not need to be paid back.



[^]The correct responses are indicated by the color filled bar.

On average, how much do you think it costs for one year of in-state tuition to attend the following college options in West Virginia? Your estimate should not include the cost of food, housing, or books. [^]



[^]The correct responses are indicated by pattern filled bar.

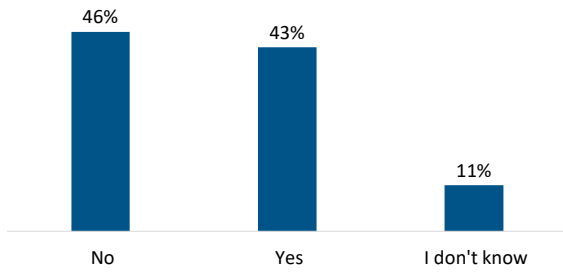
Section 4: College Readiness and/or GEAR UP Involvement

Please select to what extent your school promotes each of the following activities. Then, please indicate whether you have been involved in that activity (e.g., as a participant, activity organizer).

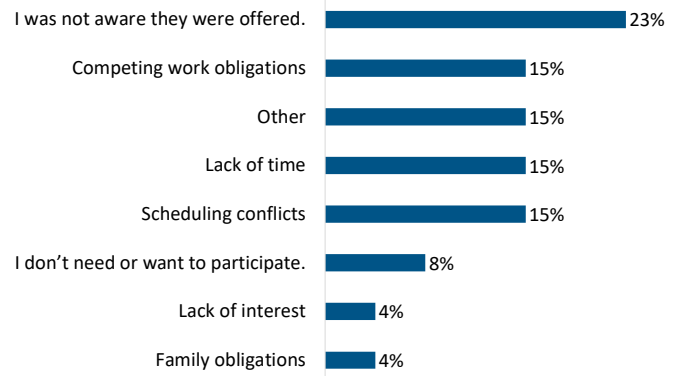
	extent your school promotes each of the following activities				been involved in that activity	
	Extremely	Moderately	Slightly	Not at all	No	Yes
Academic planning/career advising	37%	48%	7%	7%	48%	52%
Academic/tutoring support	26%	56%	15%	4%	43%	57%
ACT/SAT preparation	30%	56%	7%	7%	54%	46%
Assistance with completing financial aid forms (FAFSA)	74%	26%	0%	0%	64%	36%
College Application and Exploration Week	19%	52%	22%	7%	57%	43%
College campus visits (including virtual)	19%	52%	26%	4%	51%	49%
College Decision Day and/or other acceptance events	15%	33%	33%	19%	65%	35%
Credit recovery, AP, and dual credit opportunities	73%	27%	0%	0%	58%	42%
Financial literacy workshops	11%	59%	22%	7%	76%	24%
Mentoring programs (e.g., Student Success Society)	7%	41%	33%	19%	73%	27%
One-on-one advising with students	48%	41%	7%	4%	43%	57%
Parent/family peer networks	7%	52%	33%	7%	62%	38%
Professional development	31%	46%	12%	12%	46%	54%
Summer activities (e.g., Student Leadership Academy)	7%	37%	37%	19%	76%	24%
Text 4 Success initiative	8%	27%	31%	35%	90%	10%

Note: Blue column percentages are based on those respondents who indicated promotion of an activity. Pink column percentages are based on those respondents who indicated they were involved in an activity.

Have you ever participated in GEAR UP-sponsored activities or received support through GEAR UP?



If you did not participate in one or more of these activities/services, why not?*



Final Note: Additional questions from the personnel survey that were only for site coordinators are not included in this report to protect their anonymity.



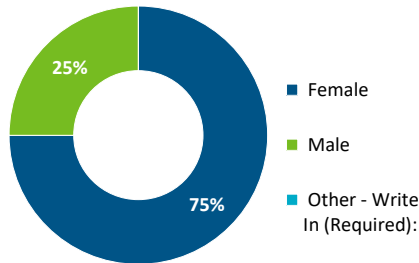
School-Level Response Rate:	
Estimated School Personnel	32
Surveys Received	20
Response Rate	63%

School Name:	Clay County Middle School
Survey Type:	School Personnel Survey Report

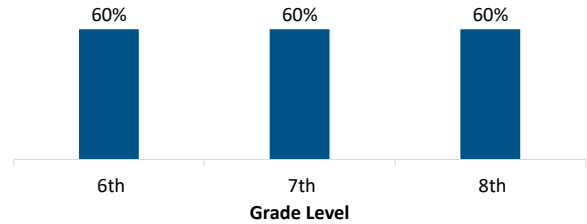
Note: Throughout this report, all percentages are rounded to the nearest whole number; amounts lower than 0.5% are rounded down to 0%. An asterick indicates a select all that apply question; amounts may exceed 100%.

Section 1: About Yourself

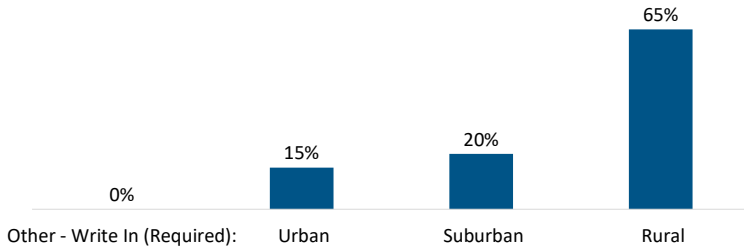
What is your gender?



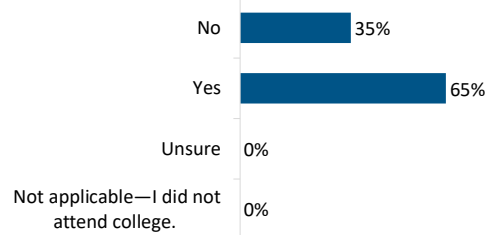
What current grade level(s) do you serve?*



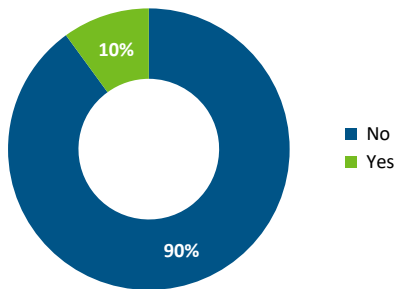
What type of community did you grow up in?



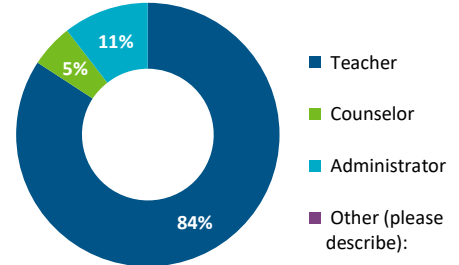
When you attended college, were you a first-generation college student?



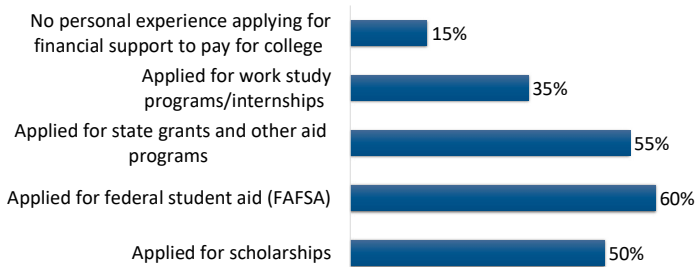
Are you a GEAR UP site coordinator?



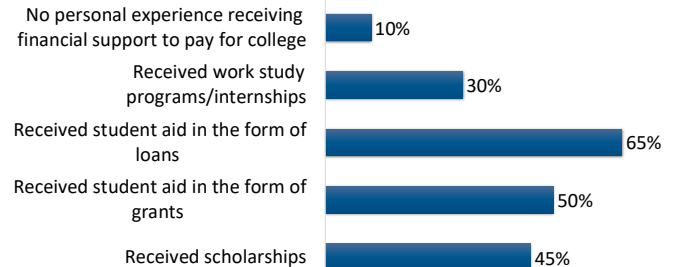
What is your current primary position at your school?



What has been your personal experience applying for financing for postsecondary education?*

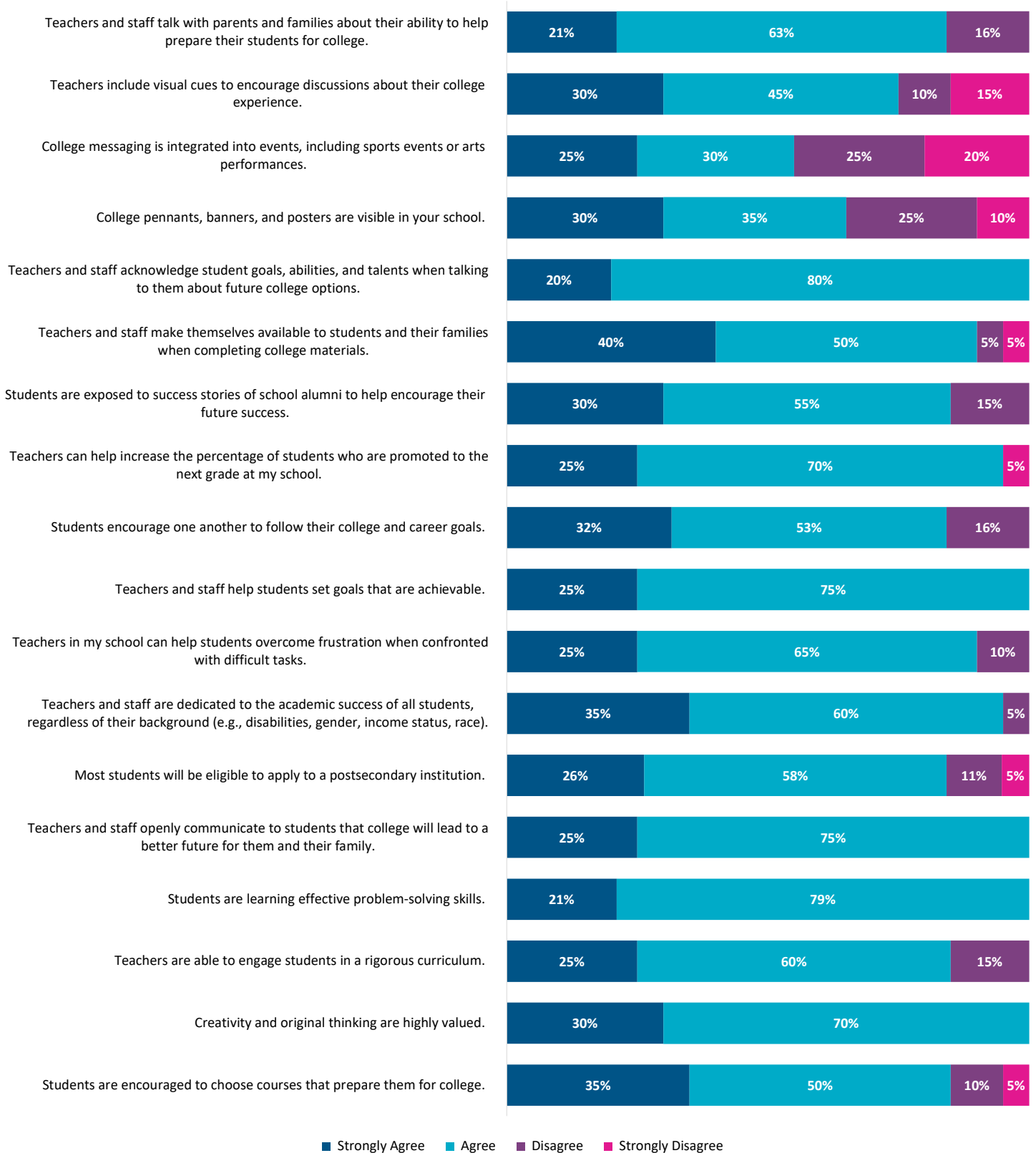


What has been your personal experience receiving financing for postsecondary education?*

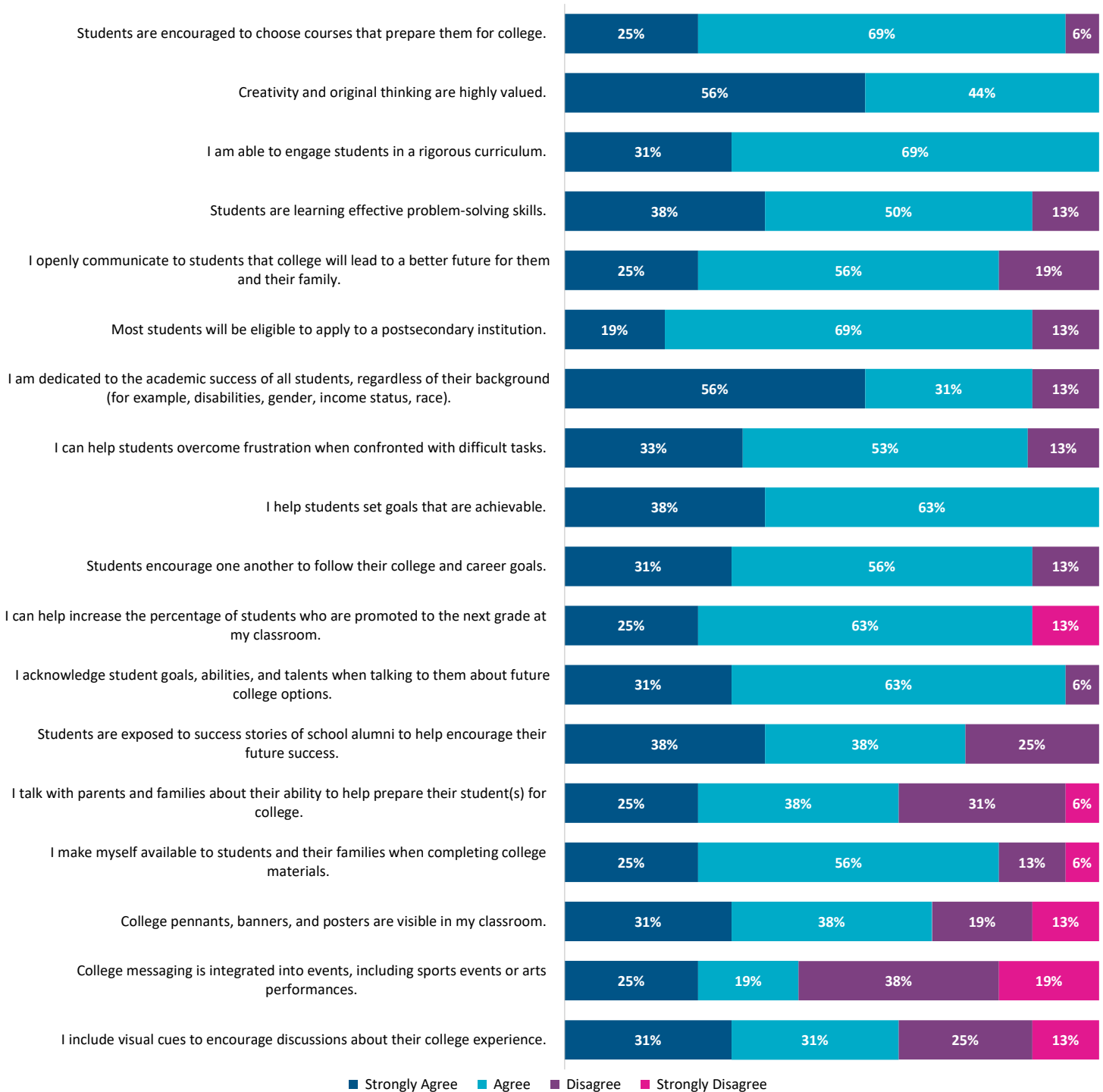


Section 2: School Culture

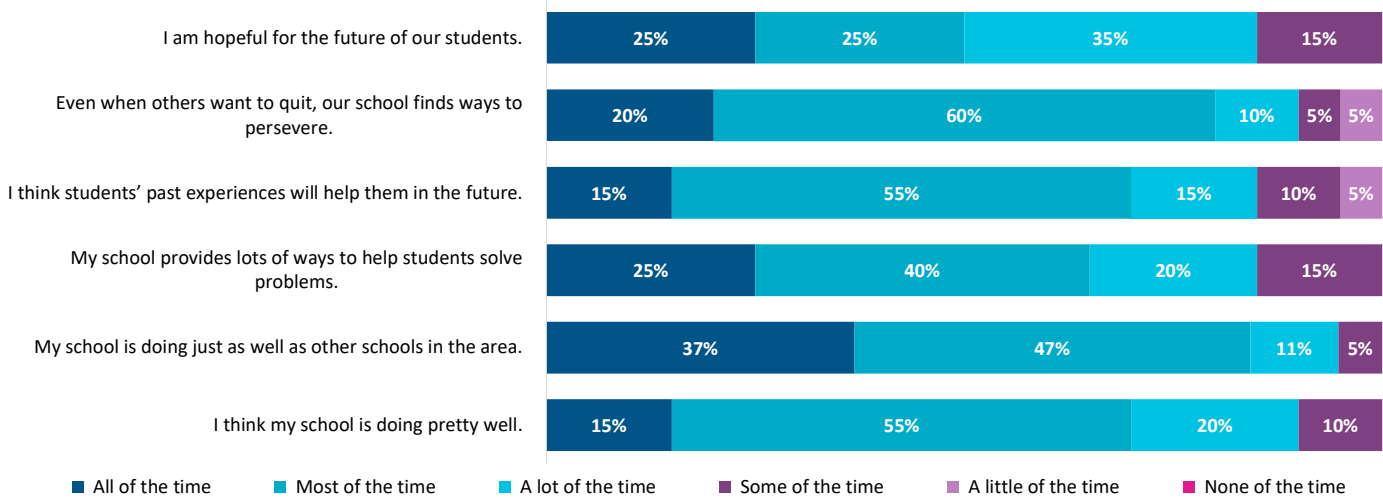
Please rate your level of agreement with each statement as it reflects YOUR SCHOOL:



Teachers only: Please rate your level of agreement with each statement as it reflects YOUR CLASSROOM:

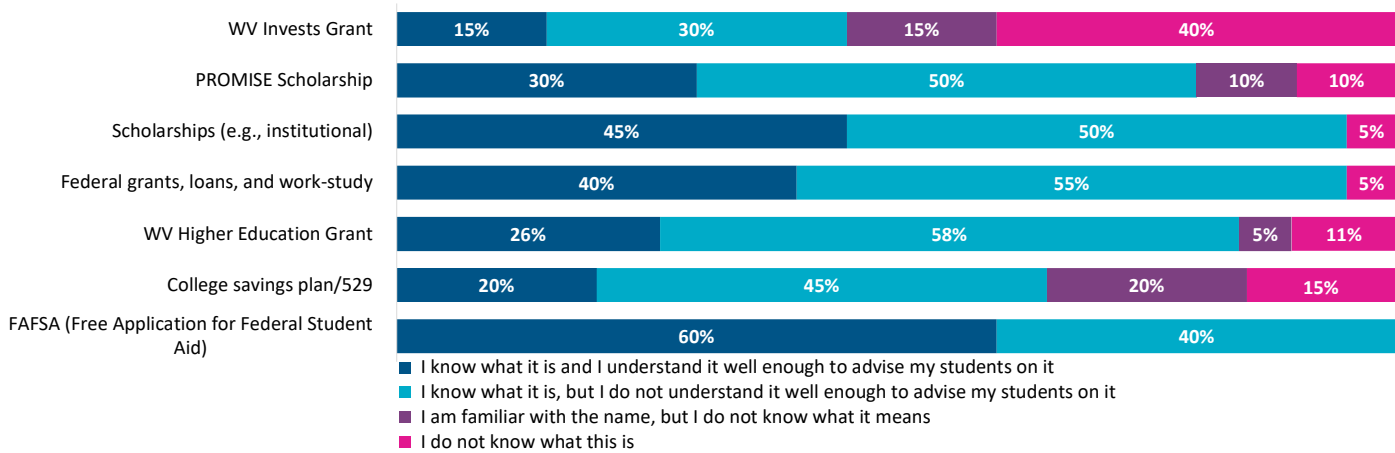


Please read the following sentences below and think about how your school is doing in most situations.

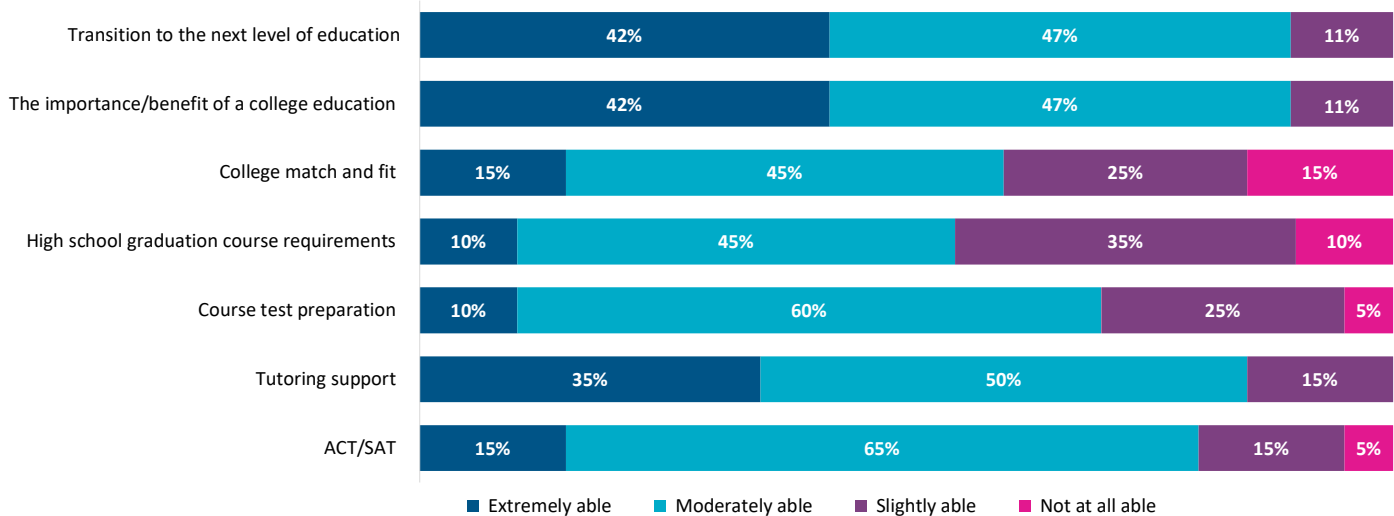


Section 3: College and Financial Aid Knowledge

Please rate your level of knowledge about each of the following programs that students and families can use to pay for college.



Please rate your ability to assist students and their families in understanding the following topics.



Financial aid programs available to West Virginia Students[^]

This need-based financial aid program for West Virginia students provided maximum annual awards of \$3,000 during the 2021-22 school year. This amount does not need to be paid back.



This merit-based financial aid program for West Virginia residents offers up to \$4,750 annually to cover the cost of tuition and mandatory fees. This amount does not need to be paid back.



This financial aid program for West Virginia students enrolled in eligible certificate and associate degree programs provides aid to cover the remaining amount of tuition, mandatory fees, and academic program fees that are not covered by other scholarships and grants.

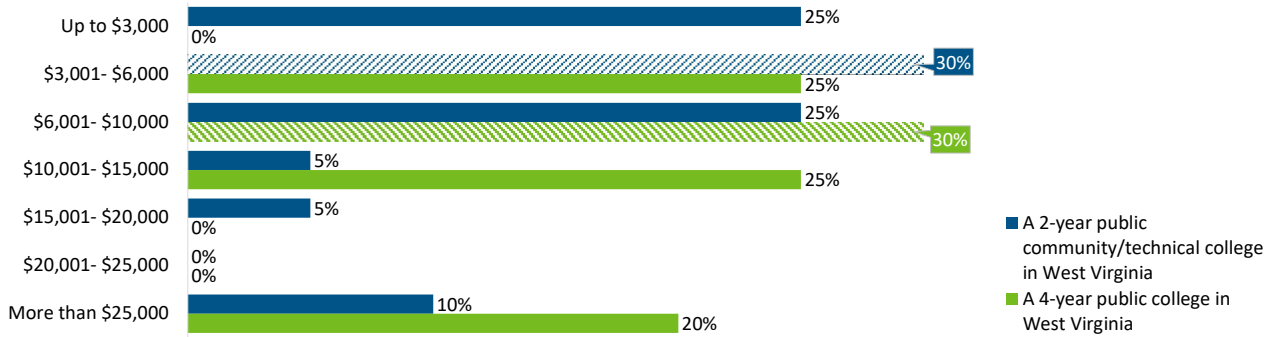


This need-based U.S. financial aid program provided qualifying students up to \$6,495 during the 2021-22 school year. This amount does not need to be paid back.



[^]The correct responses are indicated by the color filled bar.

On average, how much do you think it costs for one year of in-state tuition to attend the following college options in West Virginia? Your estimate should not include the cost of food, housing, or books. [^]



[^]The correct responses are indicated by pattern filled bar.

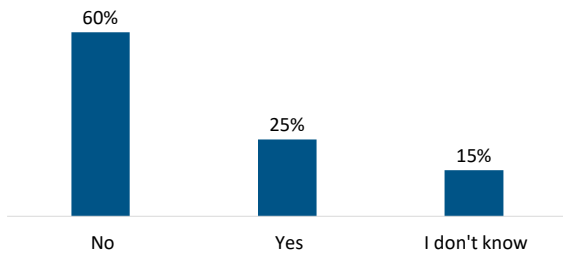
Section 4: College Readiness and/or GEAR UP Involvement

Please select to what extent your school promotes each of the following activities. Then, please indicate whether you have been involved in that activity (e.g., as a participant, activity organizer).

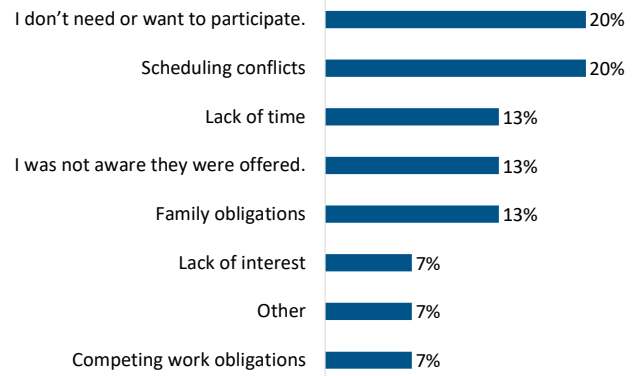
	extent your school promotes each of the following activities				been involved in that activity	
	Extremely	Moderately	Slightly	Not at all	No	Yes
Academic planning/career advising	5%	50%	15%	30%	48%	52%
Academic/tutoring support	25%	35%	30%	10%	43%	57%
ACT/SAT preparation	5%	20%	25%	50%	54%	46%
Assistance with completing financial aid forms (FAFSA)	0%	30%	15%	55%	64%	36%
College Application and Exploration Week	10%	25%	35%	30%	57%	43%
College campus visits (including virtual)	10%	35%	40%	15%	51%	49%
College Decision Day and/or other acceptance events	5%	25%	20%	50%	65%	35%
Credit recovery, AP, and dual credit opportunities	0%	35%	25%	40%	58%	42%
Financial literacy workshops	10%	30%	20%	40%	76%	24%
Mentoring programs (e.g., Student Success Society)	15%	25%	35%	25%	73%	27%
One-on-one advising with students	15%	55%	15%	15%	43%	57%
Parent/family peer networks	0%	30%	40%	30%	62%	38%
Professional development	25%	45%	25%	5%	46%	54%
Summer activities (e.g., Student Leadership Academy)	10%	25%	35%	30%	76%	24%
Text 4 Success initiative	0%	20%	15%	65%	90%	10%

Note: Blue column percentages are based on those respondents who indicated promotion of an activity. Pink column percentages are based on those respondents who indicated they were involved in an activity.

Have you ever participated in GEAR UP-sponsored activities or received support through GEAR UP?



If you did not participate in one or more of these activities/services, why not?*



Final Note: Additional questions from the personnel survey that were only for site coordinators are not included in this report to protect their anonymity.



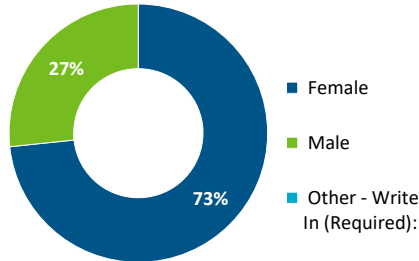
School-Level Response Rate:	
Estimated School Personnel	43
Surveys Received	15
Response Rate	35%

School Name:	Fort Gay PK8
Survey Type:	School Personnel Survey Report

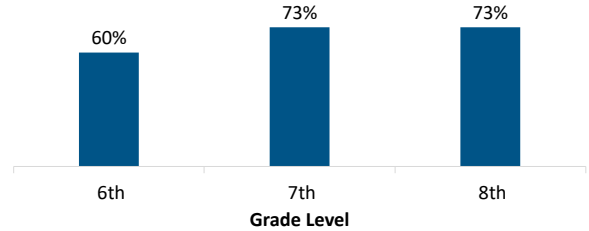
Note: Throughout this report, all percentages are rounded to the nearest whole number; amounts lower than 0.5% are rounded down to 0%. An asterick indicates a select all that apply question; amounts may exceed 100%.

Section 1: About Yourself

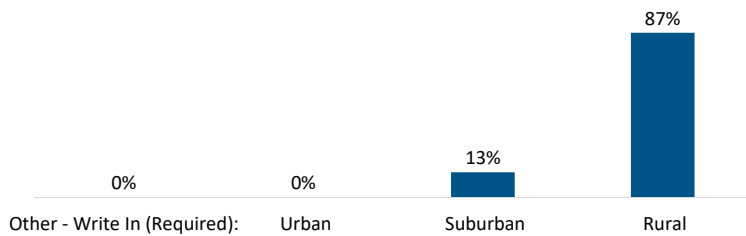
What is your gender?



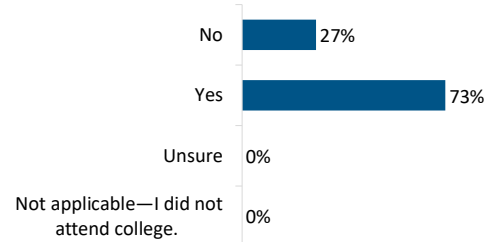
What current grade level(s) do you serve?*



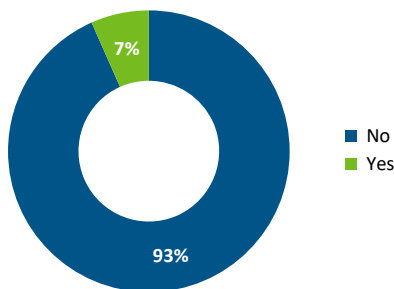
What type of community did you grow up in?



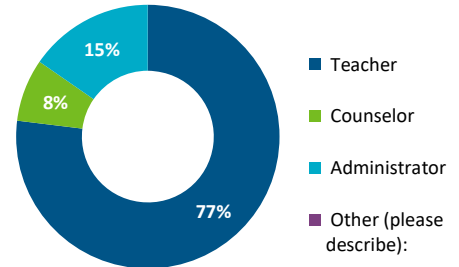
When you attended college, were you a first-generation college student?



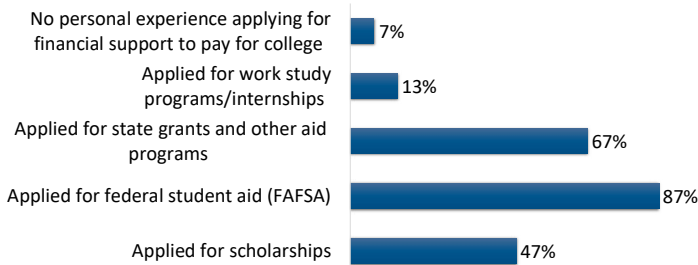
Are you a GEAR UP site coordinator?



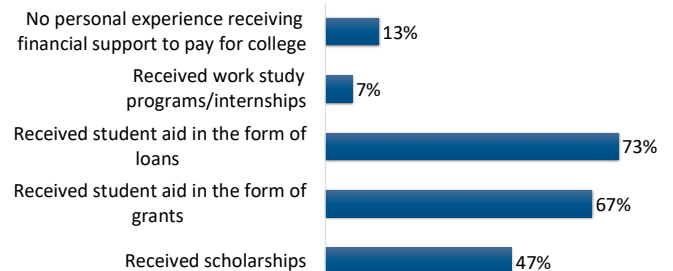
What is your current primary position at your school?



What has been your personal experience applying for financing for postsecondary education?*

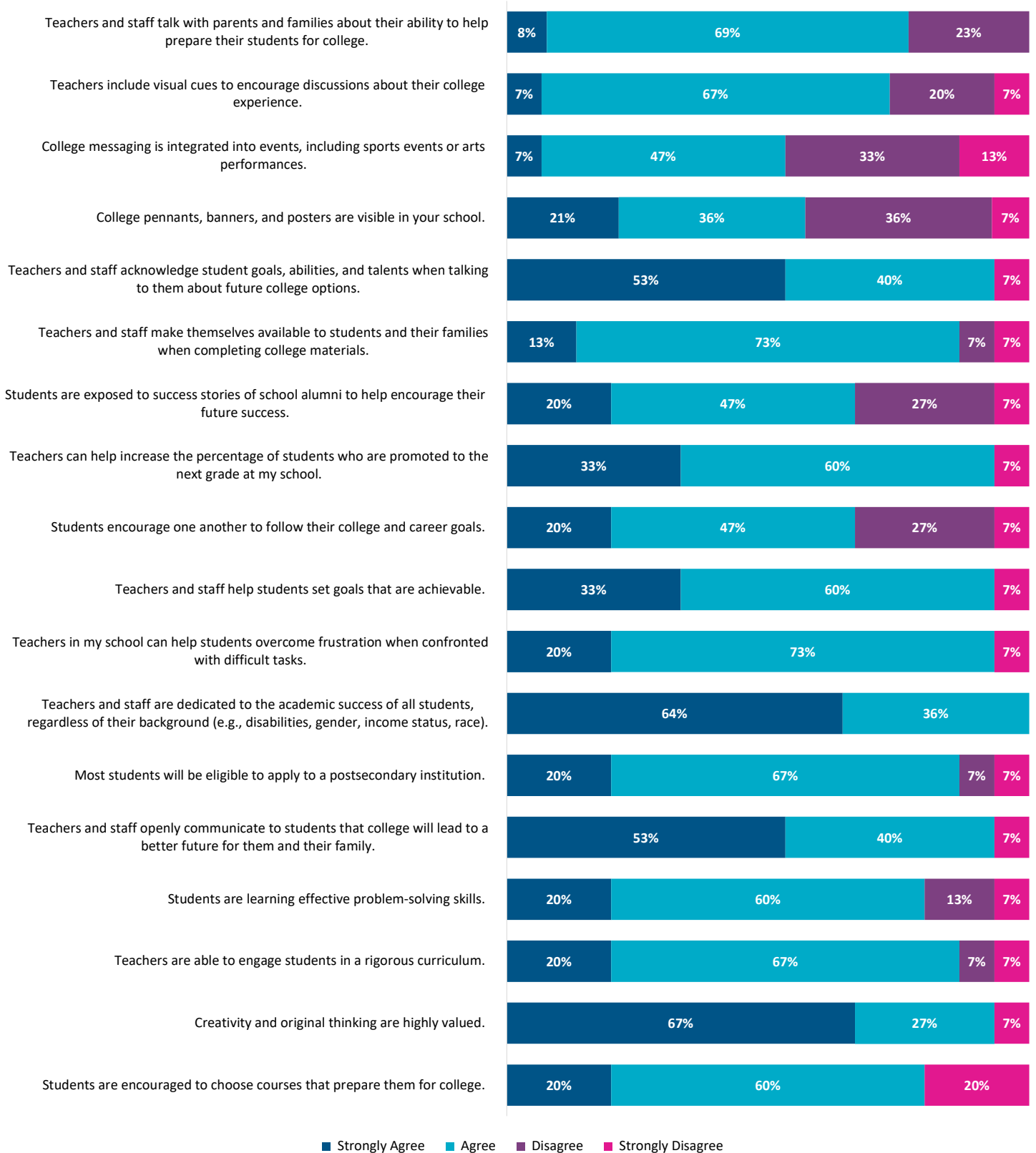


What has been your personal experience receiving financing for postsecondary education?*

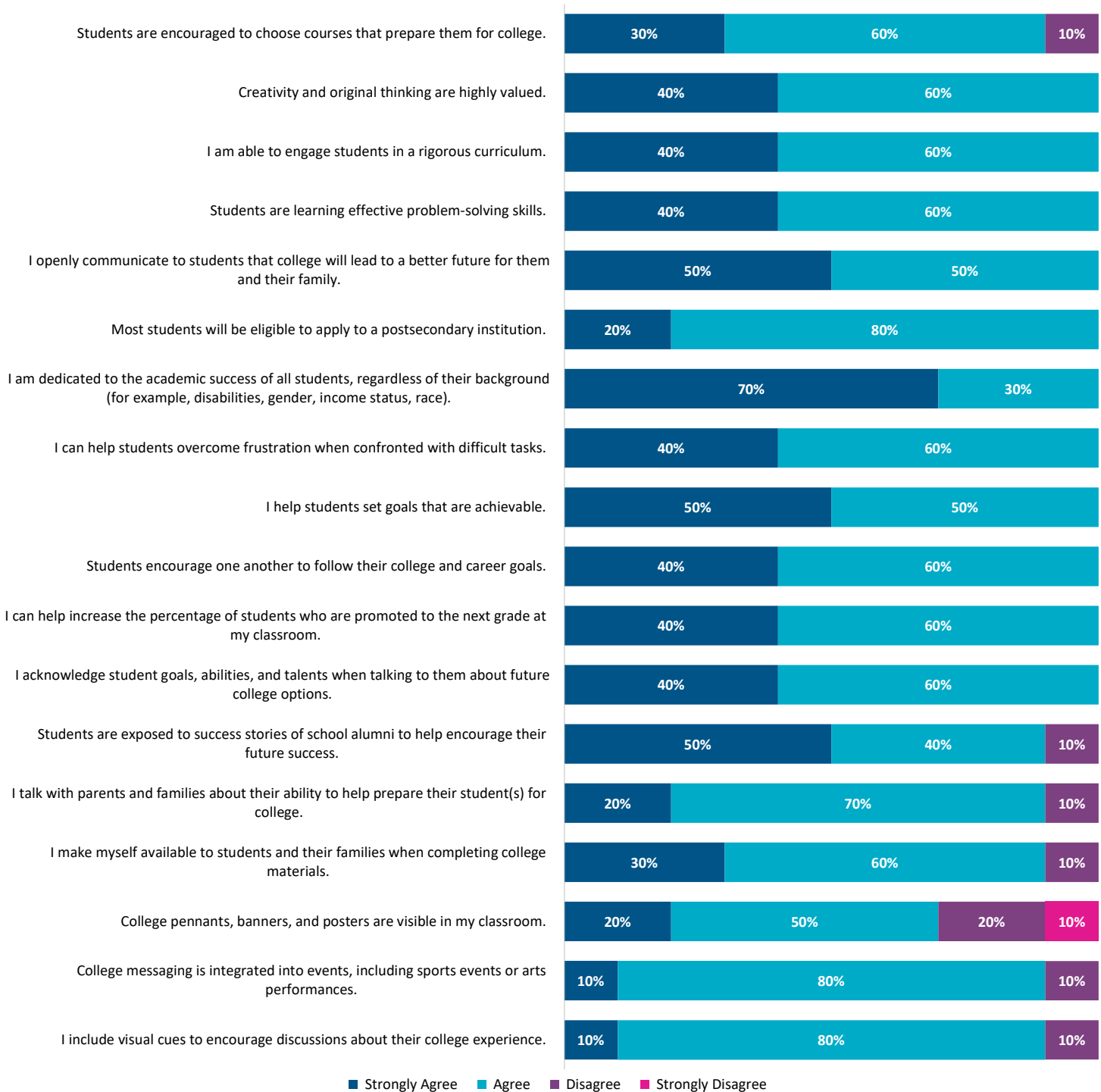


Section 2: School Culture

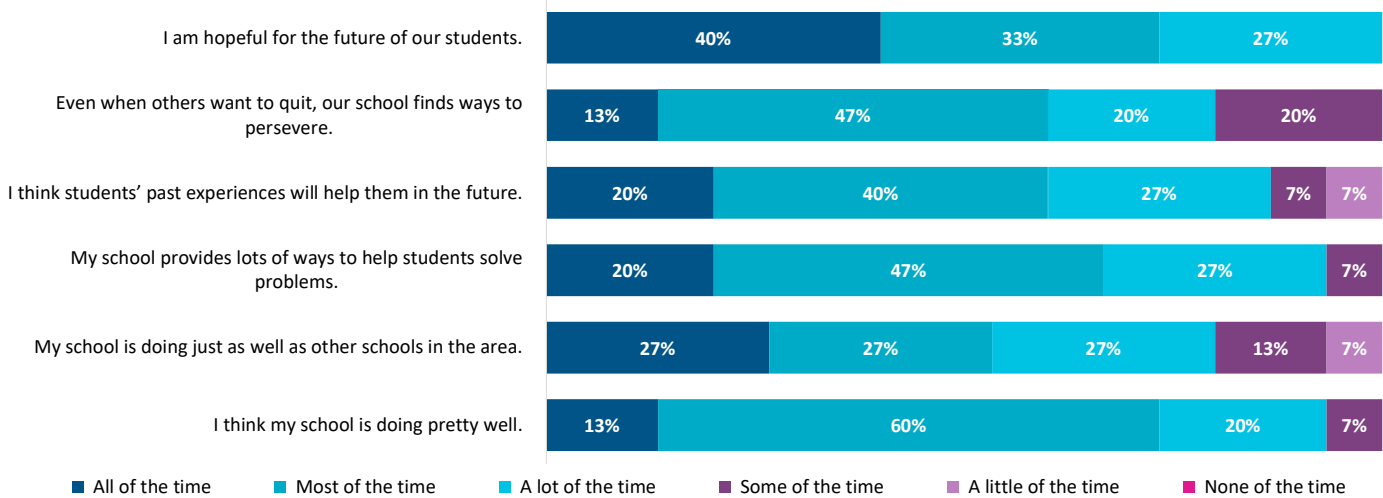
Please rate your level of agreement with each statement as it reflects YOUR SCHOOL:



Teachers only: Please rate your level of agreement with each statement as it reflects YOUR CLASSROOM:

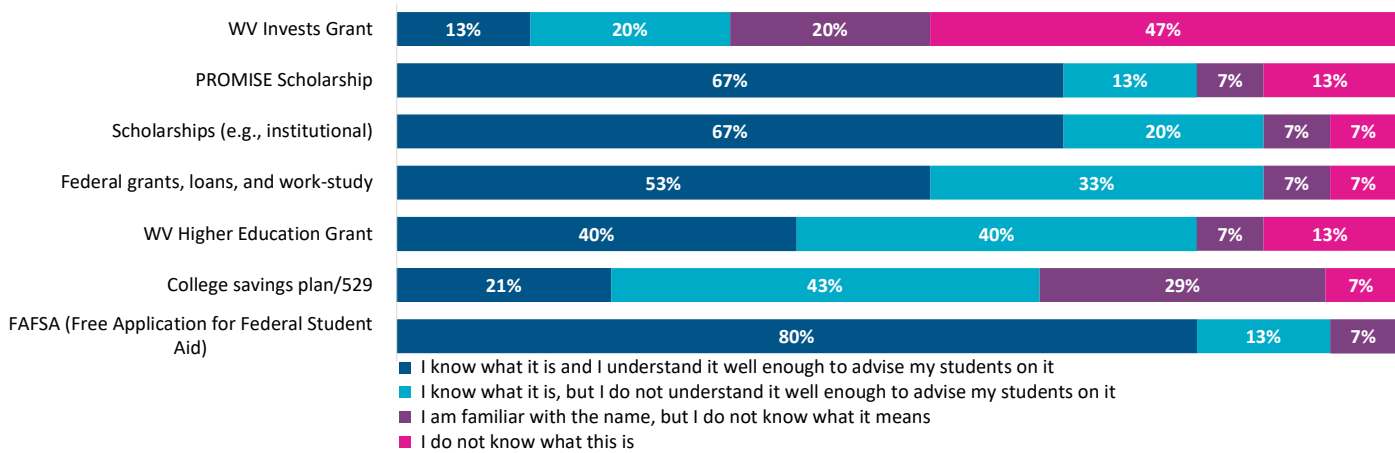


Please read the following sentences below and think about how your school is doing in most situations.

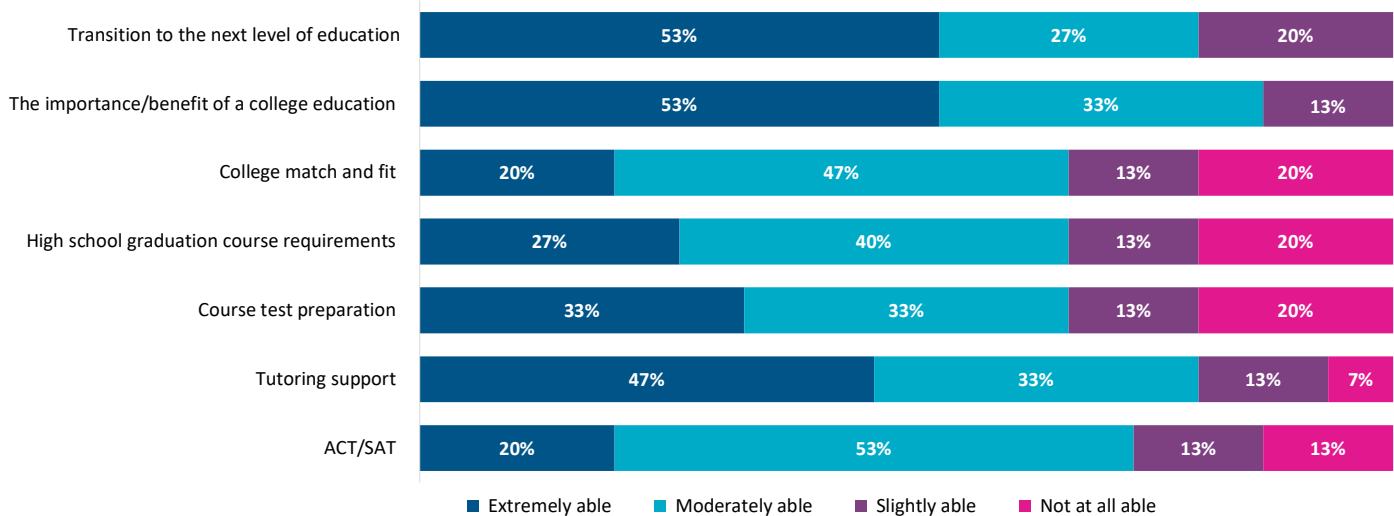


Section 3: College and Financial Aid Knowledge

Please rate your level of knowledge about each of the following programs that students and families can use to pay for college.

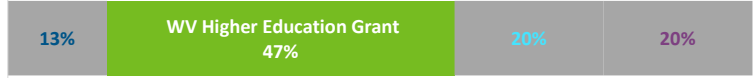


Please rate your ability to assist students and their families in understanding the following topics.



Financial aid programs available to West Virginia Students[^]

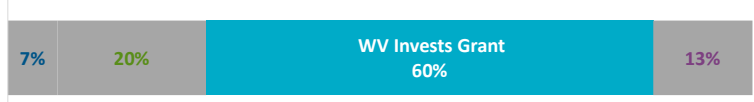
This need-based financial aid program for West Virginia students provided maximum annual awards of \$3,000 during the 2021-22 school year. This amount does not need to be paid back.



This merit-based financial aid program for West Virginia residents offers up to \$4,750 annually to cover the cost of tuition and mandatory fees. This amount does not need to be paid back.



This financial aid program for West Virginia students enrolled in eligible certificate and associate degree programs provides aid to cover the remaining amount of tuition, mandatory fees, and academic program fees that are not covered by other scholarships and grants.

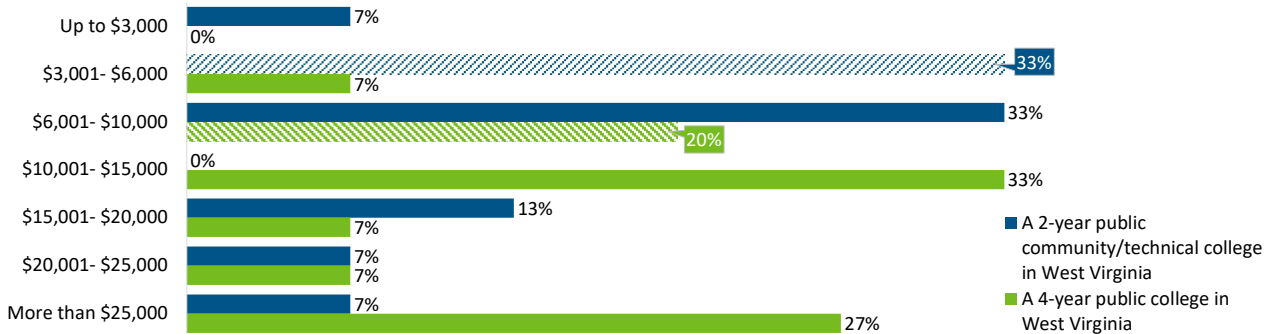


This need-based U.S. financial aid program provided qualifying students up to \$6,495 during the 2021-22 school year. This amount does not need to be paid back.



[^]The correct responses are indicated by the color filled bar.

On average, how much do you think it costs for one year of in-state tuition to attend the following college options in West Virginia? Your estimate should not include the cost of food, housing, or books. [^]



[^]The correct responses are indicated by pattern filled bar.

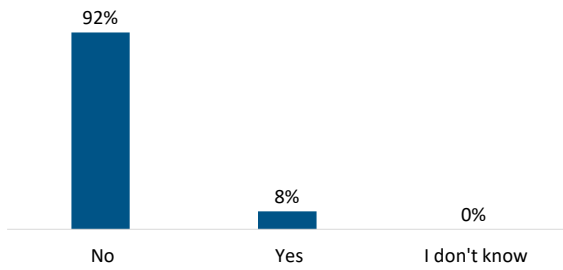
Section 4: College Readiness and/or GEAR UP Involvement

Please select to what extent your school promotes each of the following activities. Then, please indicate whether you have been involved in that activity (e.g., as a participant, activity organizer).

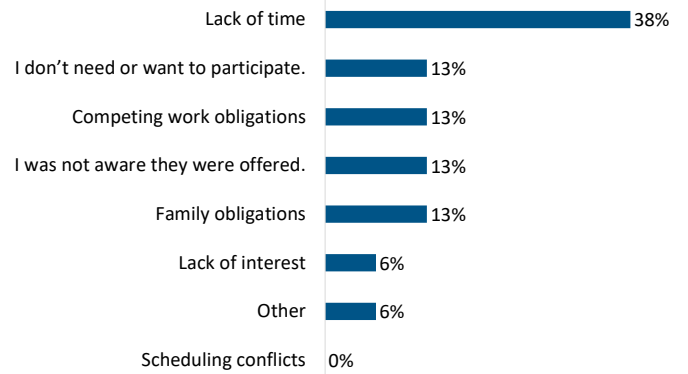
	extent your school promotes each of the following activities				been involved in that activity	
	Extremely	Moderately	Slightly	Not at all	No	Yes
Academic planning/career advising	40%	20%	27%	13%	48%	52%
Academic/tutoring support	47%	40%	7%	7%	43%	57%
ACT/SAT preparation	7%	47%	7%	40%	54%	46%
Assistance with completing financial aid forms (FAFSA)	7%	13%	33%	47%	64%	36%
College Application and Exploration Week	14%	36%	14%	36%	57%	43%
College campus visits (including virtual)	20%	27%	40%	13%	51%	49%
College Decision Day and/or other acceptance events	7%	33%	0%	60%	65%	35%
Credit recovery, AP, and dual credit opportunities	7%	27%	13%	53%	58%	42%
Financial literacy workshops	27%	27%	20%	27%	76%	24%
Mentoring programs (e.g., Student Success Society)	7%	29%	21%	43%	73%	27%
One-on-one advising with students	40%	33%	13%	13%	43%	57%
Parent/family peer networks	33%	27%	27%	13%	62%	38%
Professional development	40%	33%	20%	7%	46%	54%
Summer activities (e.g., Student Leadership Academy)	13%	33%	13%	40%	76%	24%
Text 4 Success initiative	7%	7%	33%	53%	90%	10%

Note: Blue column percentages are based on those respondents who indicated promotion of an activity. Pink column percentages are based on those respondents who indicated they were involved in an activity.

Have you ever participated in GEAR UP-sponsored activities or received support through GEAR UP?



If you did not participate in one or more of these activities/services, why not?*



Final Note: Additional questions from the personnel survey that were only for site coordinators are not included in this report to protect their anonymity.



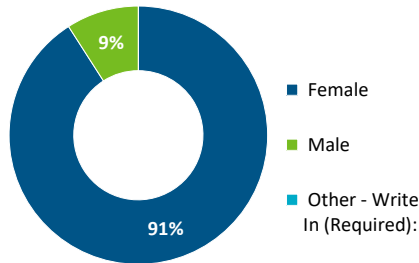
School-Level Response Rate:	
Estimated School Personnel	34
Surveys Received	11
Response Rate	32%

School Name:	Gilbert PK8
Survey Type:	School Personnel Survey Report

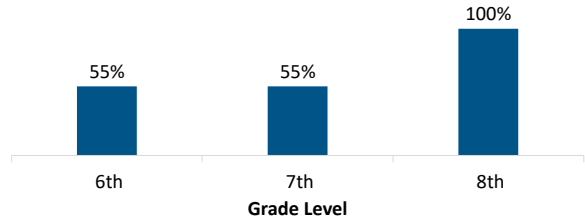
Note: Throughout this report, all percentages are rounded to the nearest whole number; amounts lower than 0.5% are rounded down to 0%. An asterick indicates a select all that apply question; amounts may exceed 100%.

Section 1: About Yourself

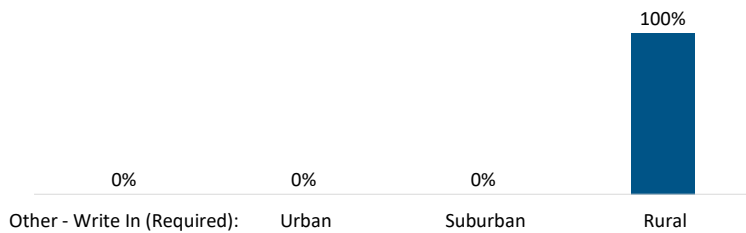
What is your gender?



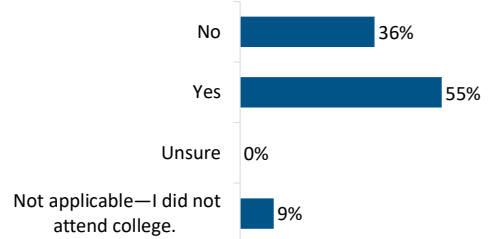
What current grade level(s) do you serve?*



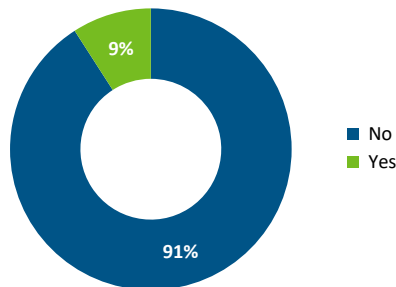
What type of community did you grow up in?



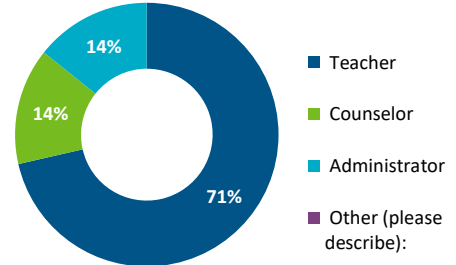
When you attended college, were you a first-generation college student?



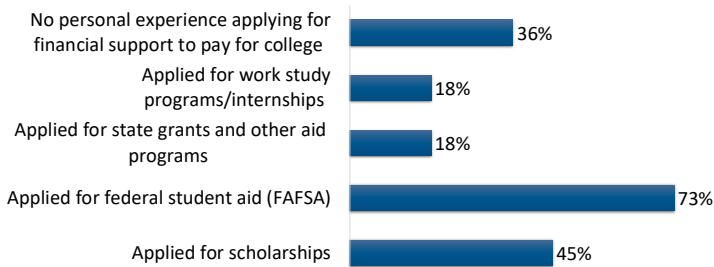
Are you a GEAR UP site coordinator?



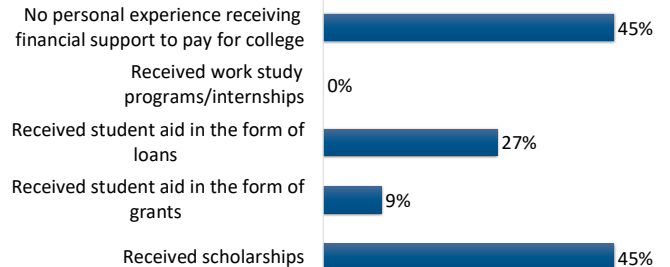
What is your current primary position at your school?



What has been your personal experience applying for financing for postsecondary education?

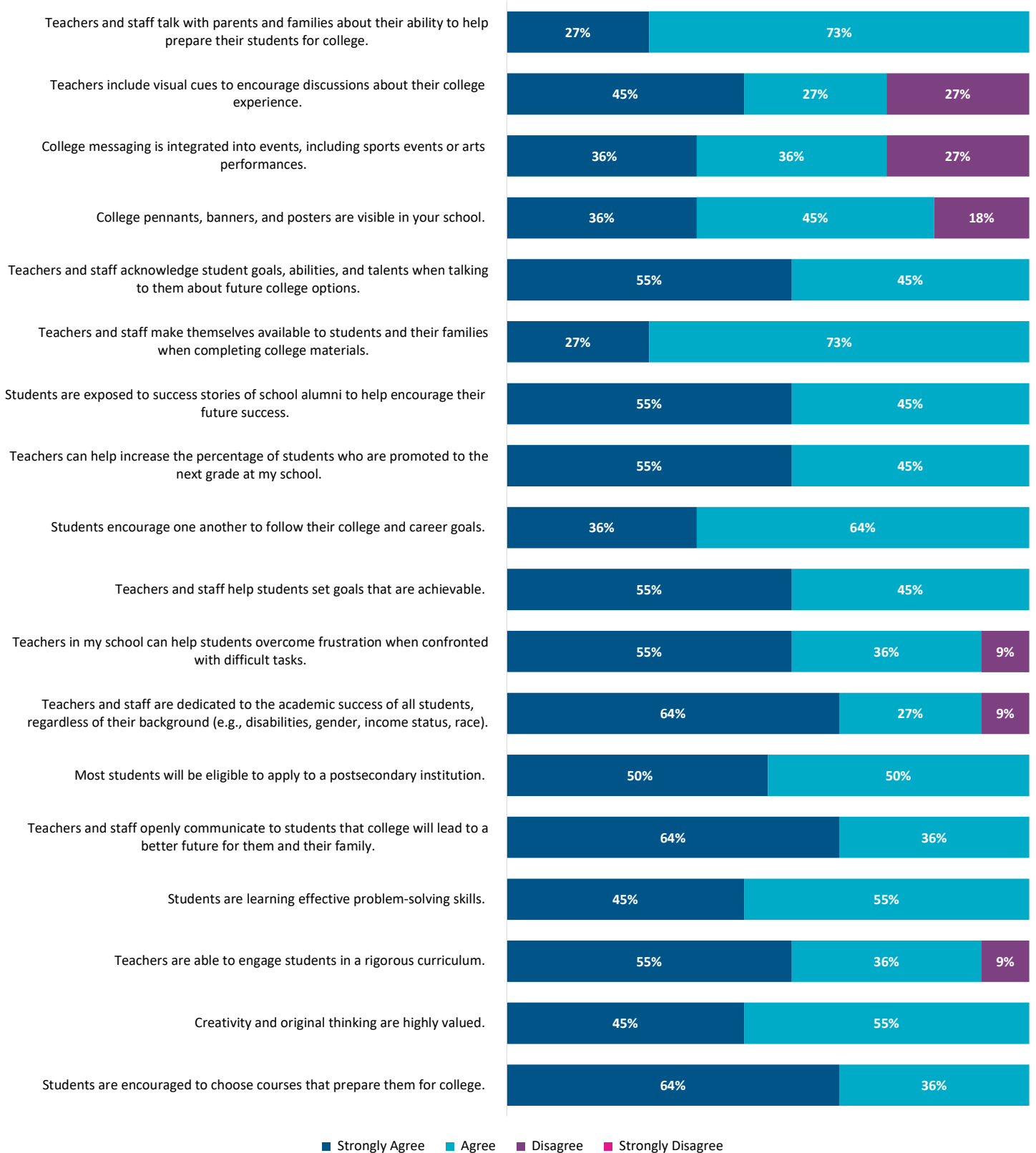


What has been your personal experience receiving financing for postsecondary education?

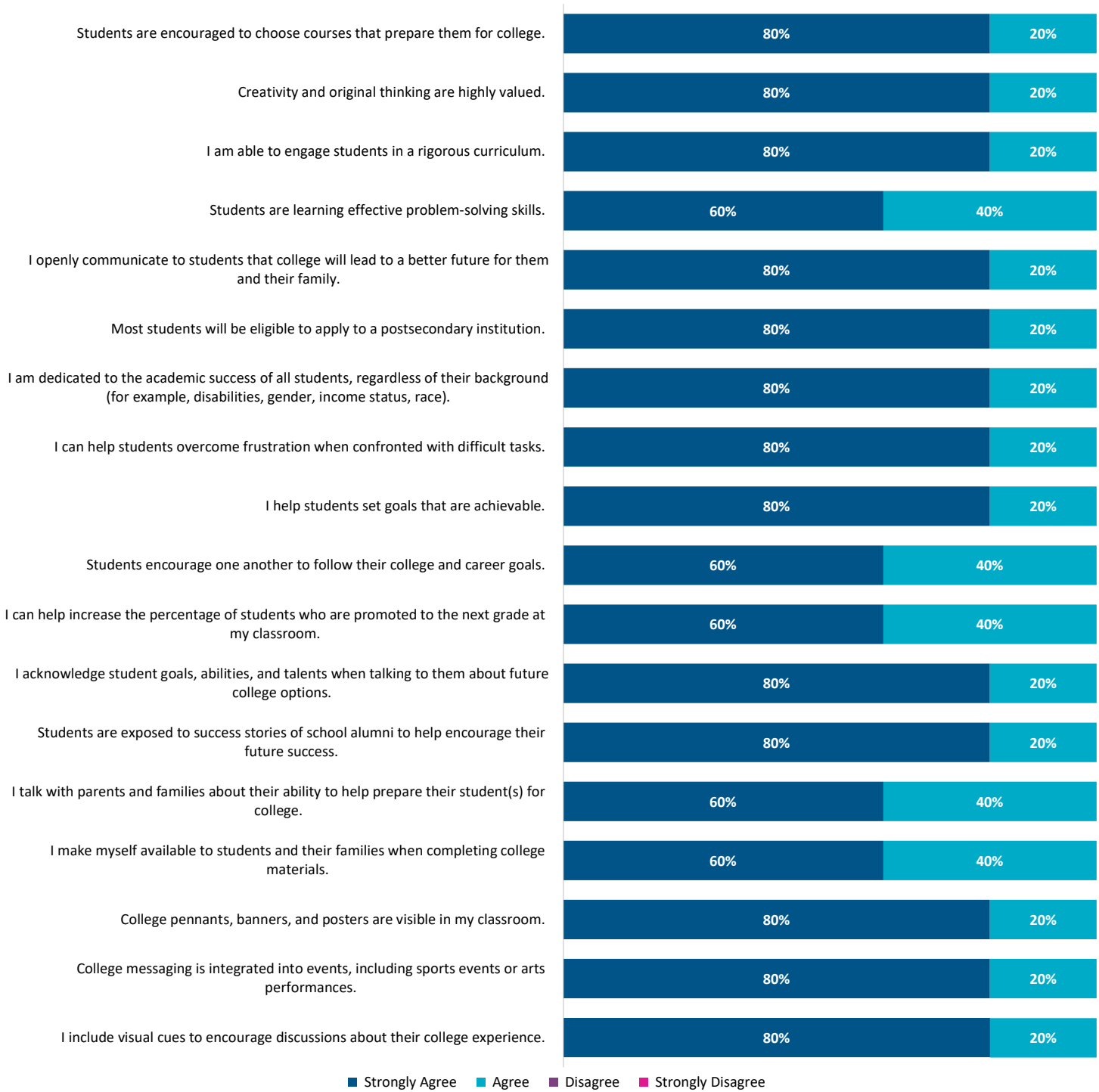


Section 2: School Culture

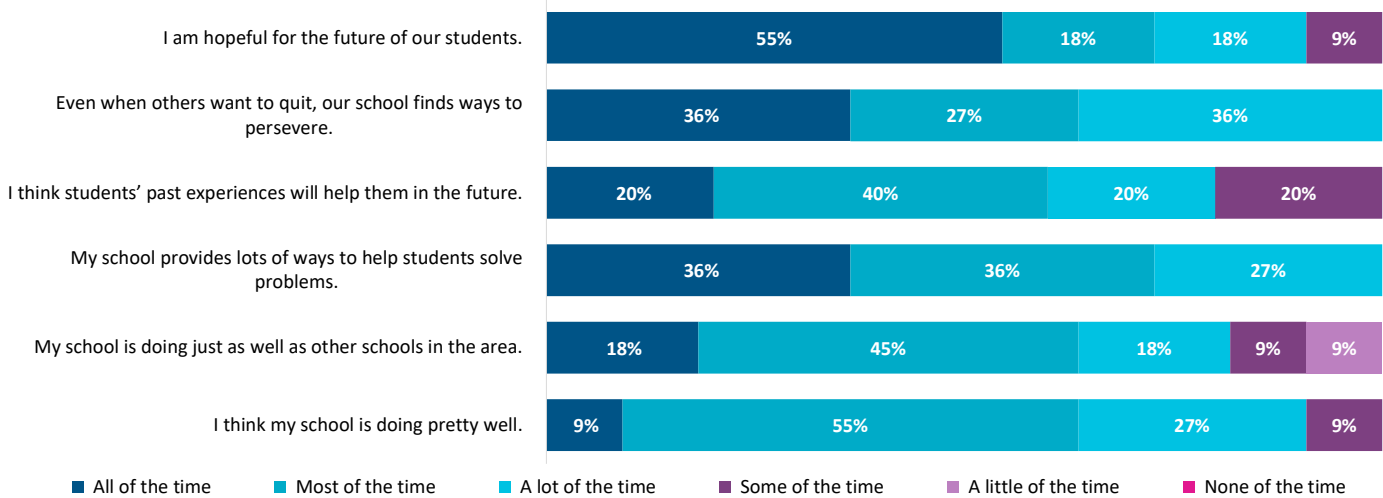
Please rate your level of agreement with each statement as it reflects YOUR SCHOOL:



Teachers only: Please rate your level of agreement with each statement as it reflects YOUR CLASSROOM:

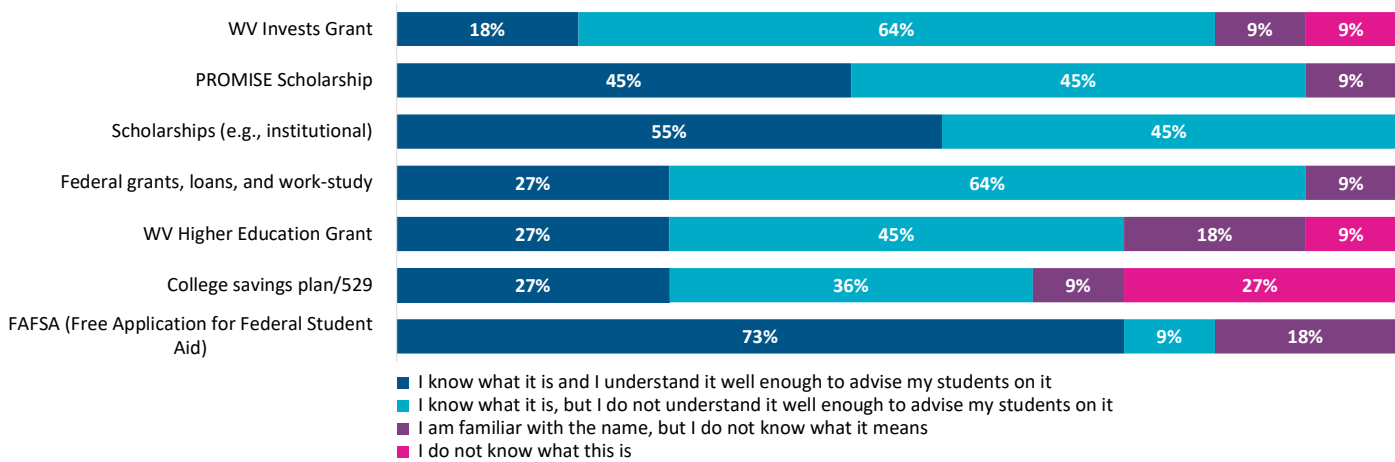


Please read the following sentences below and think about how your school is doing in most situations.

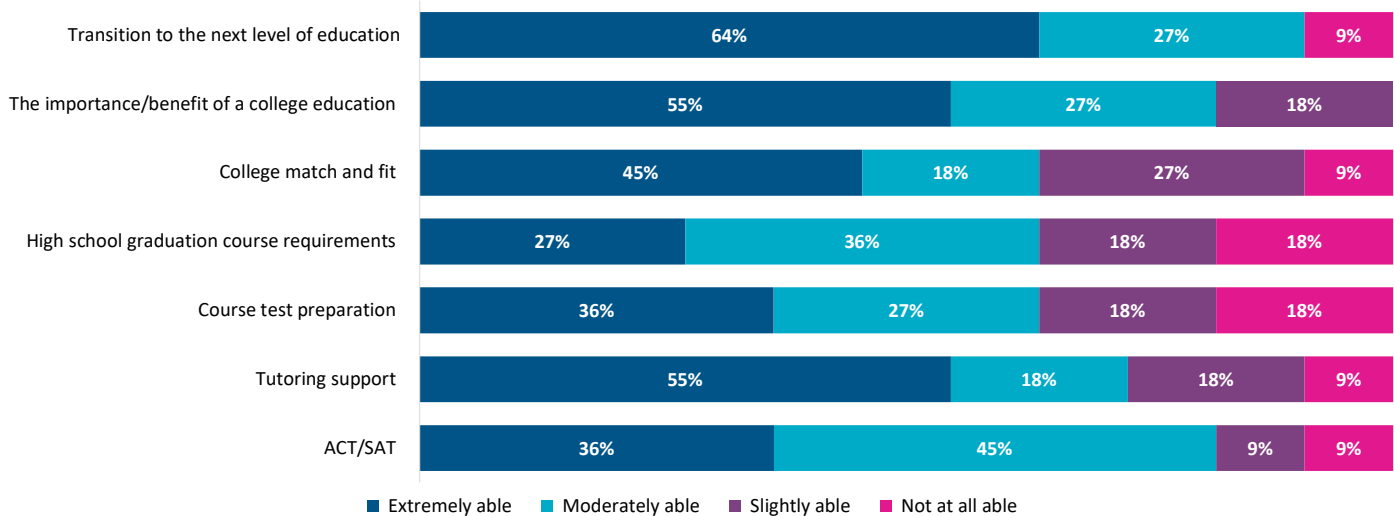


Section 3: College and Financial Aid Knowledge

Please rate your level of knowledge about each of the following programs that students and families can use to pay for college.



Please rate your ability to assist students and their families in understanding the following topics.



Financial aid programs available to West Virginia Students[^]

This need-based financial aid program for West Virginia students provided maximum annual awards of \$3,000 during the 2021-22 school year. This amount does not need to be paid back.



This merit-based financial aid program for West Virginia residents offers up to \$4,750 annually to cover the cost of tuition and mandatory fees. This amount does not need to be paid back.



This financial aid program for West Virginia students enrolled in eligible certificate and associate degree programs provides aid to cover the remaining amount of tuition, mandatory fees, and academic program fees that are not covered by other scholarships and grants.

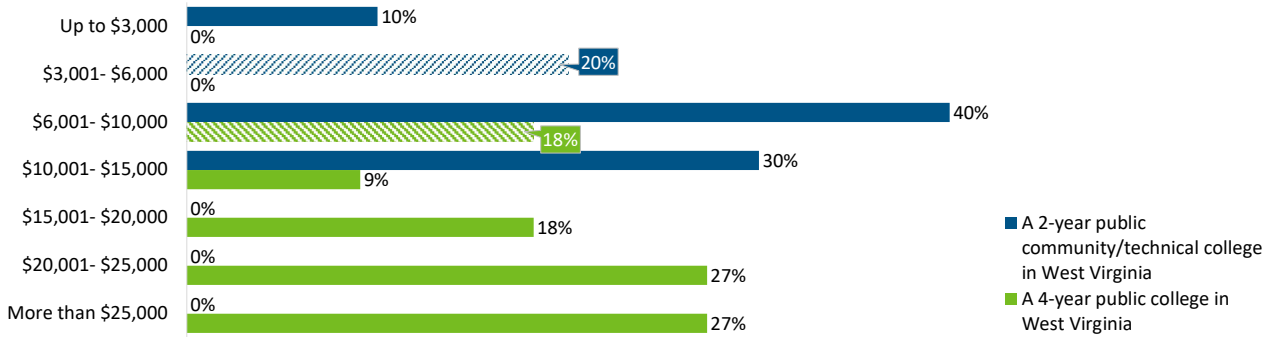


This need-based U.S. financial aid program provided qualifying students up to \$6,495 during the 2021-22 school year. This amount does not need to be paid back.



[^]The correct responses are indicated by the color filled bar.

On average, how much do you think it costs for one year of in-state tuition to attend the following college options in West Virginia? Your estimate should not include the cost of food, housing, or books. [^]



[^]The correct responses are indicated by pattern filled bar.

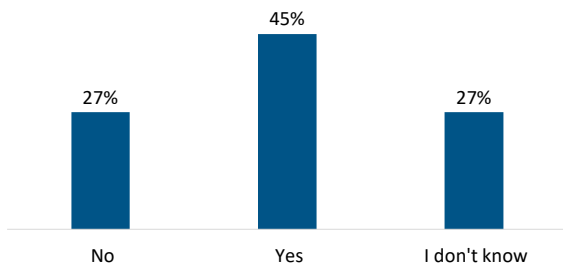
Section 4: College Readiness and/or GEAR UP Involvement

Please select to what extent your school promotes each of the following activities. Then, please indicate whether you have been involved in that activity (e.g., as a participant, activity organizer).

	extent your school promotes each of the following activities				been involved in that activity	
	Extremely	Moderately	Slightly	Not at all	No	Yes
Academic planning/career advising	40%	30%	20%	10%	48%	52%
Academic/tutoring support	27%	45%	18%	9%	43%	57%
ACT/SAT preparation	18%	55%	9%	18%	54%	46%
Assistance with completing financial aid forms (FAFSA)	18%	36%	27%	18%	64%	36%
College Application and Exploration Week	36%	36%	18%	9%	57%	43%
College campus visits (including virtual)	18%	64%	18%	0%	51%	49%
College Decision Day and/or other acceptance events	9%	45%	18%	27%	65%	35%
Credit recovery, AP, and dual credit opportunities	9%	36%	18%	36%	58%	42%
Financial literacy workshops	9%	36%	36%	18%	76%	24%
Mentoring programs (e.g., Student Success Society)	0%	55%	27%	18%	73%	27%
One-on-one advising with students	27%	45%	27%	0%	43%	57%
Parent/family peer networks	9%	64%	18%	9%	62%	38%
Professional development	18%	55%	27%	0%	46%	54%
Summer activities (e.g., Student Leadership Academy)	18%	55%	18%	9%	76%	24%
Text 4 Success initiative	0%	55%	18%	27%	90%	10%

Note: Blue column percentages are based on those respondents who indicated promotion of an activity. Pink column percentages are based on those respondents who indicated they were involved in an activity.

Have you ever participated in GEAR UP-sponsored activities or received support through GEAR UP?



If you did not participate in one or more of these activities/services, why not?*



Final Note: Additional questions from the personnel survey that were only for site coordinators are not included in this report to protect their anonymity.



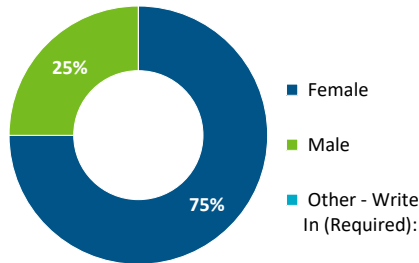
School-Level Response Rate:	
Estimated School Personnel	22
Surveys Received	16
Response Rate	73%

School Name:	Hannan Jr/Sr High School
Survey Type:	School Personnel Survey Report

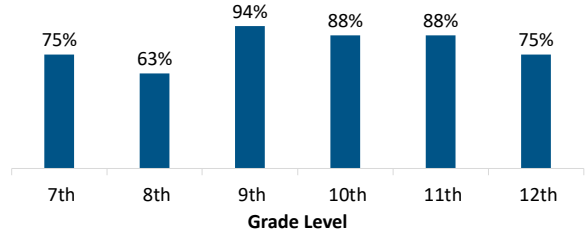
Note: Throughout this report, all percentages are rounded to the nearest whole number; amounts lower than 0.5% are rounded down to 0%. An asterick indicates a select all that apply question; amounts may exceed 100%.

Section 1: About Yourself

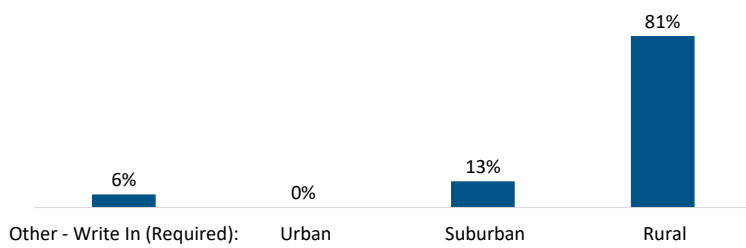
What is your gender?



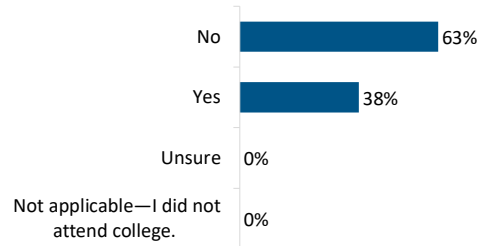
What current grade level(s) do you serve?*



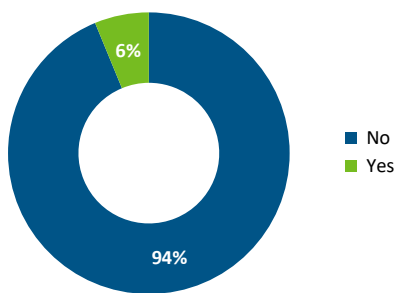
What type of community did you grow up in?



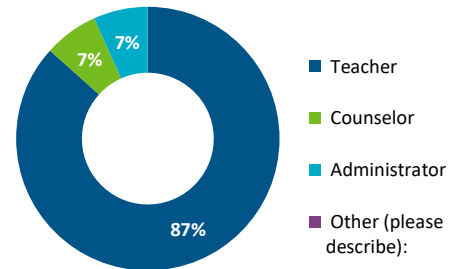
When you attended college, were you a first-generation college student?



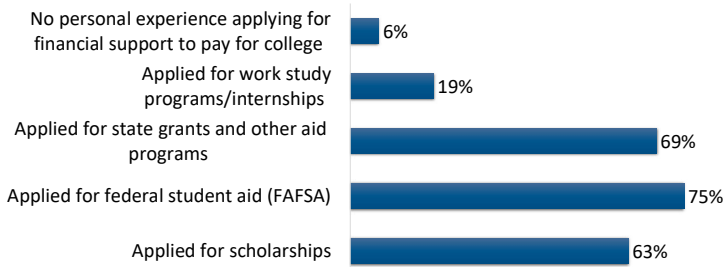
Are you a GEAR UP site coordinator?



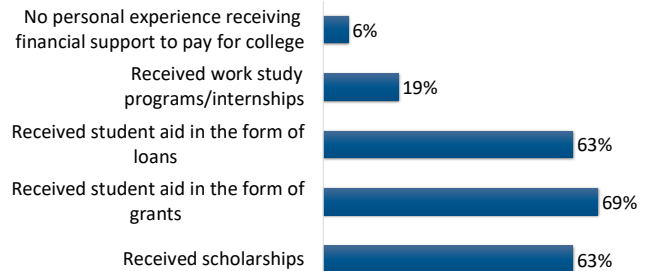
What is your current primary position at your school?



What has been your personal experience applying for financing for postsecondary education?*

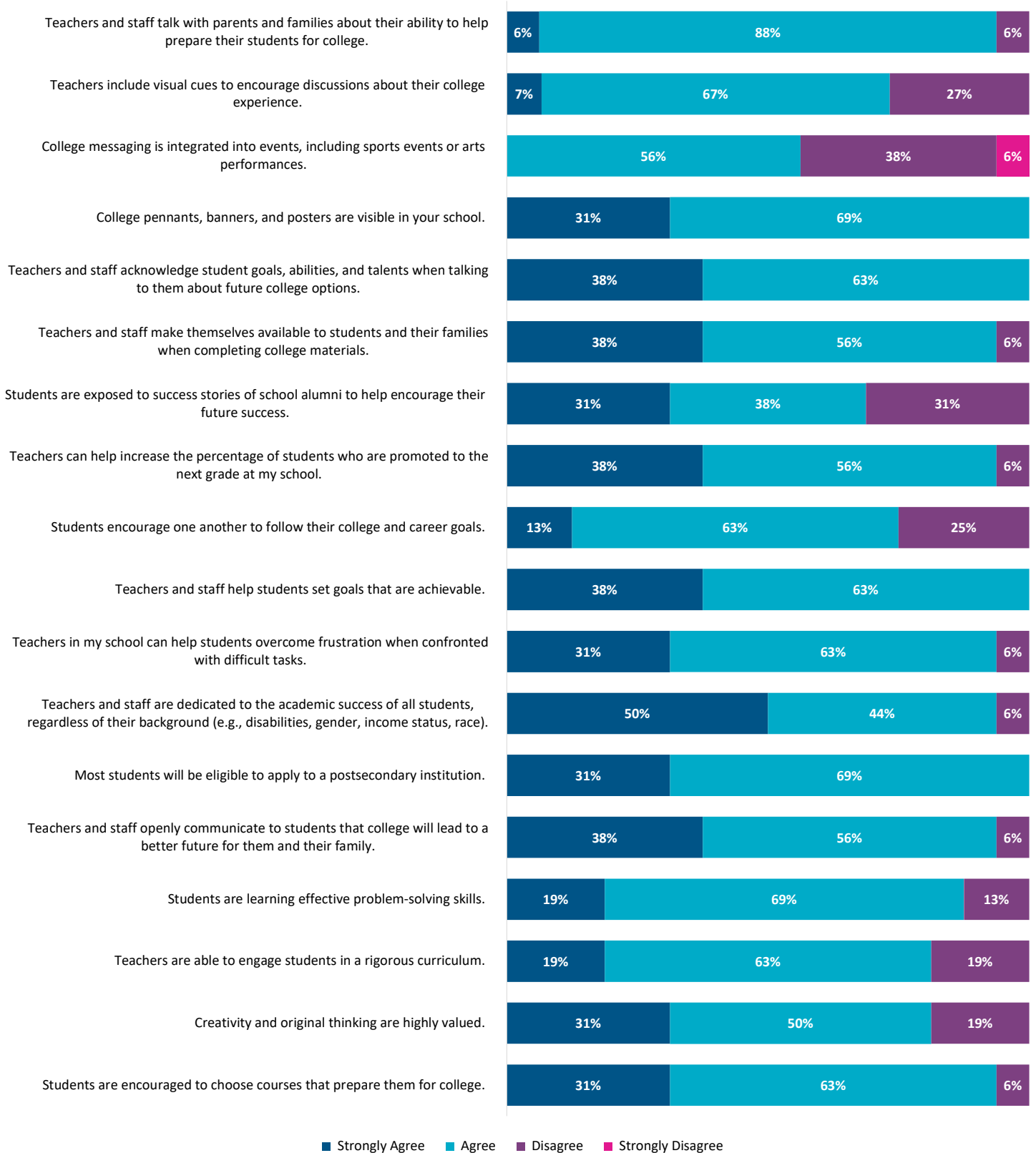


What has been your personal experience receiving financing for postsecondary education?*

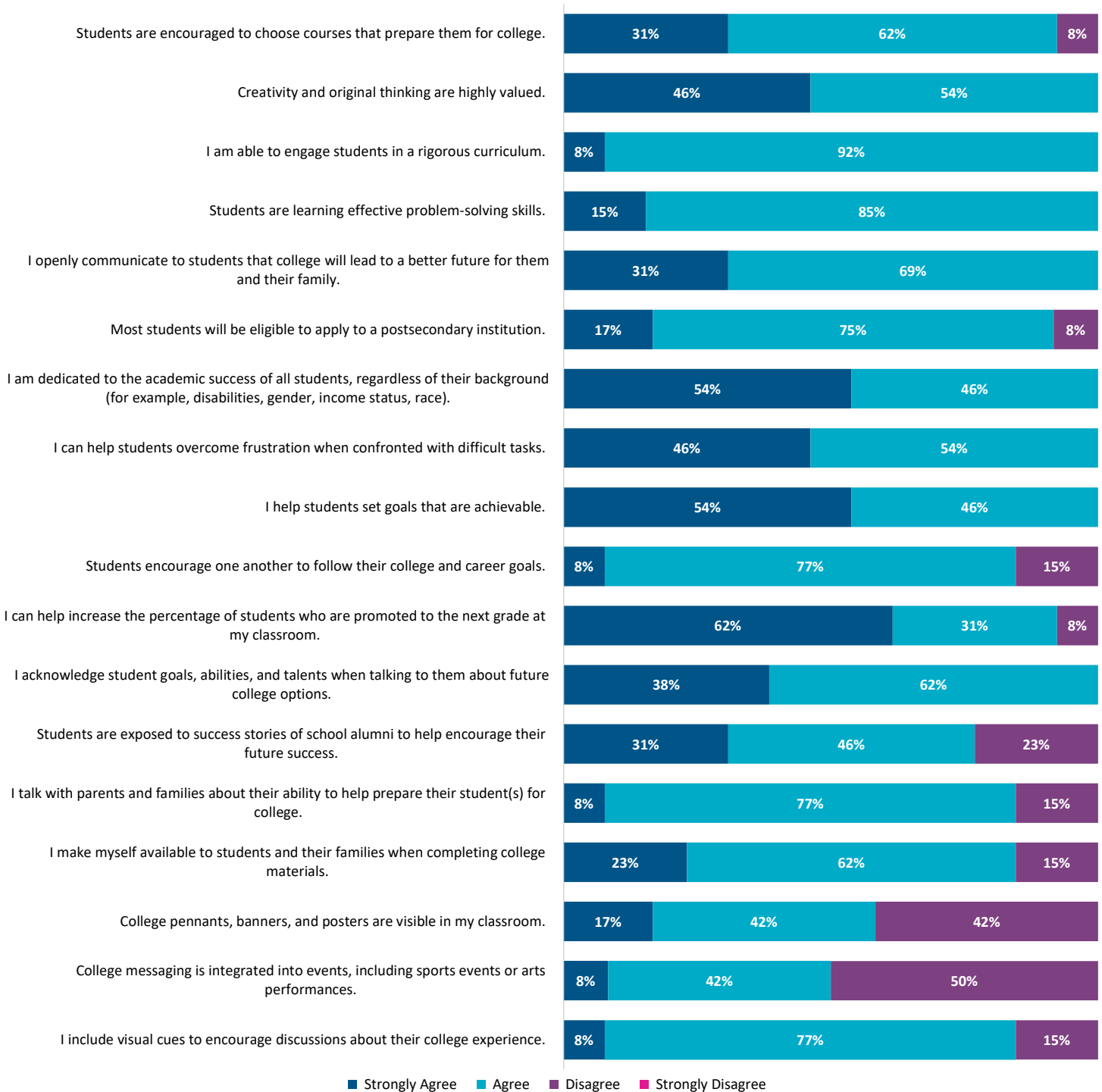


Section 2: School Culture

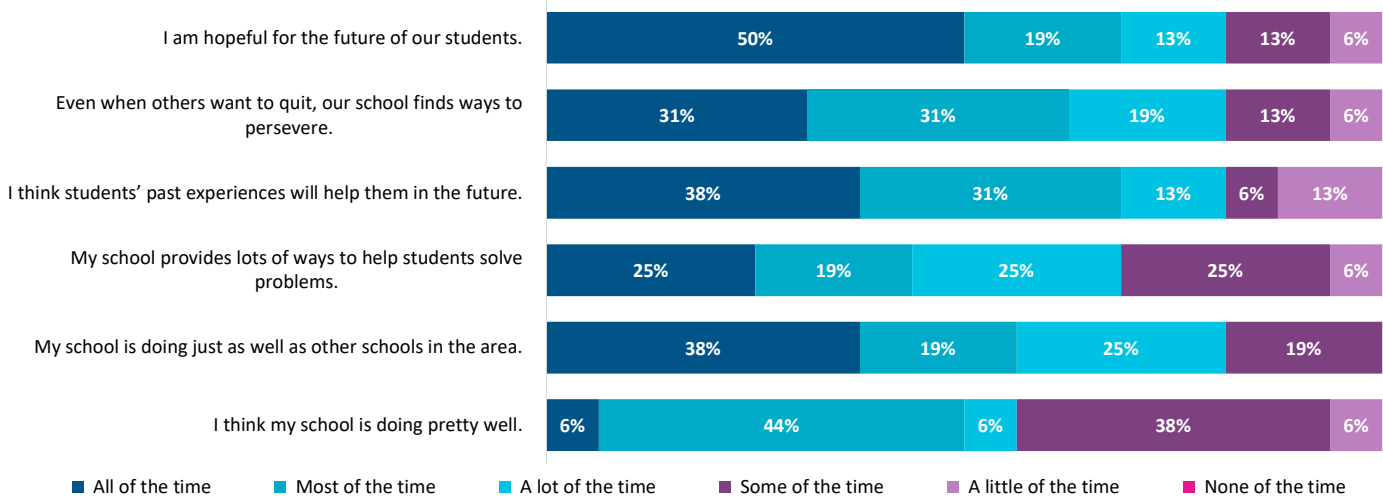
Please rate your level of agreement with each statement as it reflects YOUR SCHOOL:



Teachers only: Please rate your level of agreement with each statement as it reflects YOUR CLASSROOM:

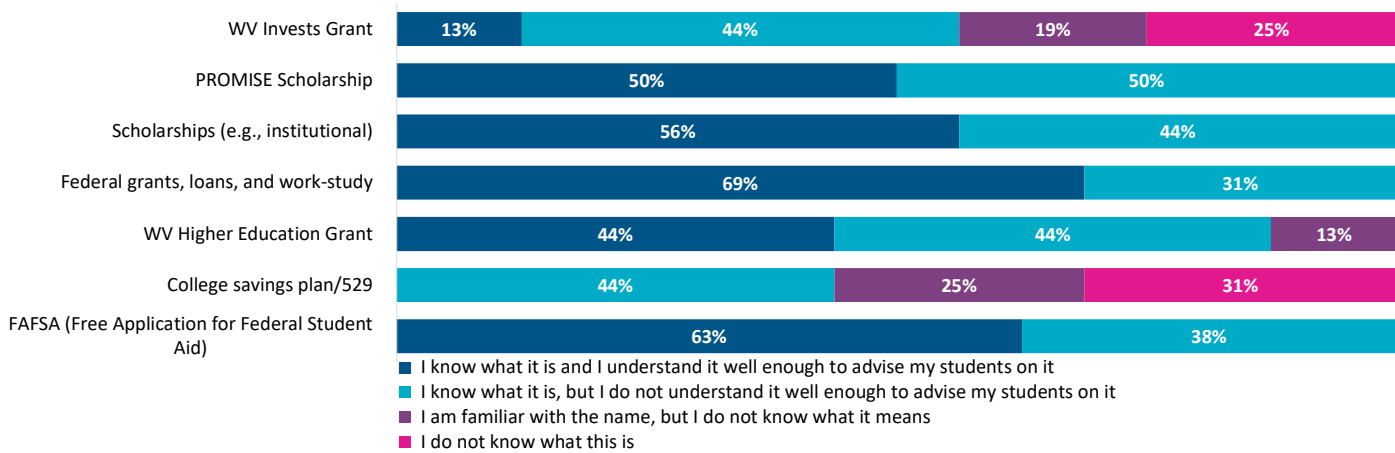


Please read the following sentences below and think about how your school is doing in most situations.

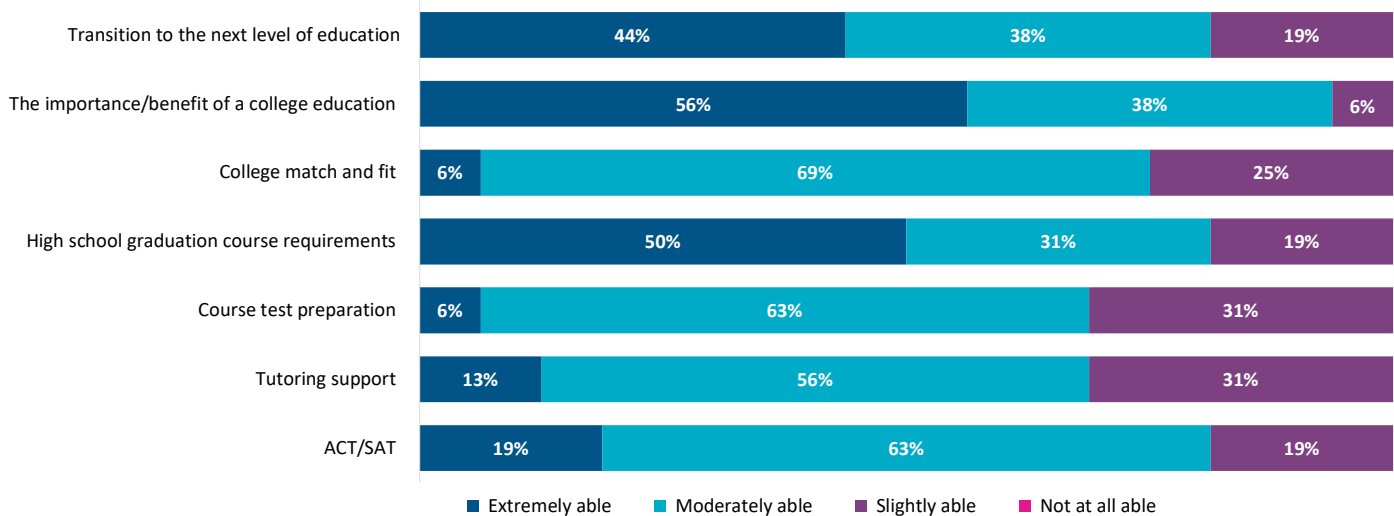


Section 3: College and Financial Aid Knowledge

Please rate your level of knowledge about each of the following programs that students and families can use to pay for college.



Please rate your ability to assist students and their families in understanding the following topics.



Financial aid programs available to West Virginia Students[^]

This need-based financial aid program for West Virginia students provided maximum annual awards of \$3,000 during the 2021-22 school year. This amount does not need to be paid back.



This merit-based financial aid program for West Virginia residents offers up to \$4,750 annually to cover the cost of tuition and mandatory fees. This amount does not need to be paid back.



This financial aid program for West Virginia students enrolled in eligible certificate and associate degree programs provides aid to cover the remaining amount of tuition, mandatory fees, and academic program fees that are not covered by other scholarships and grants.

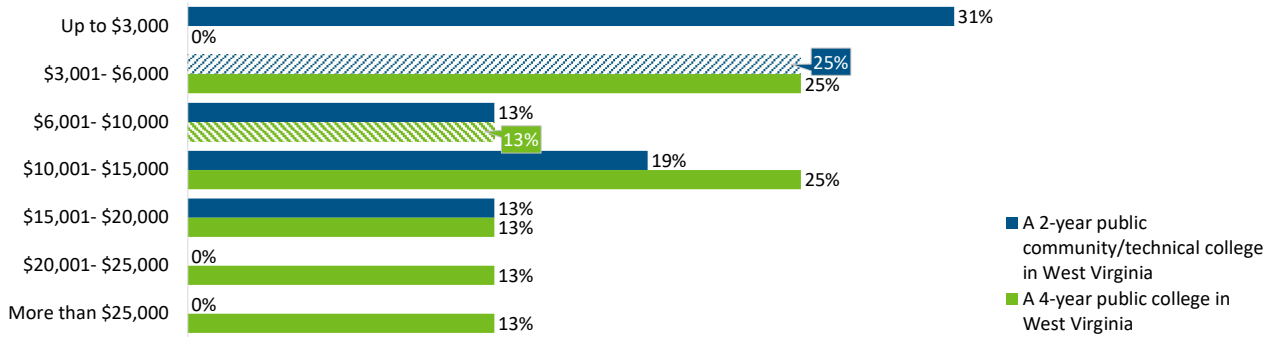


This need-based U.S. financial aid program provided qualifying students up to \$6,495 during the 2021-22 school year. This amount does not need to be paid back.



[^]The correct responses are indicated by the color filled bar.

On average, how much do you think it costs for one year of in-state tuition to attend the following college options in West Virginia? Your estimate should not include the cost of food, housing, or books. [^]



[^]The correct responses are indicated by pattern filled bar.

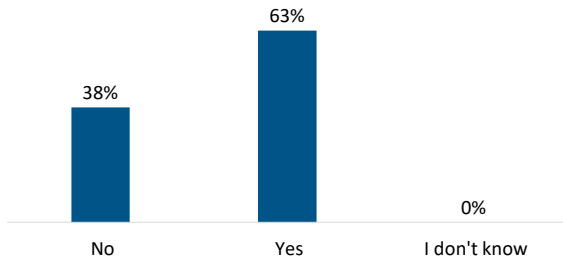
Section 4: College Readiness and/or GEAR UP Involvement

Please select to what extent your school promotes each of the following activities. Then, please indicate whether you have been involved in that activity (e.g., as a participant, activity organizer).

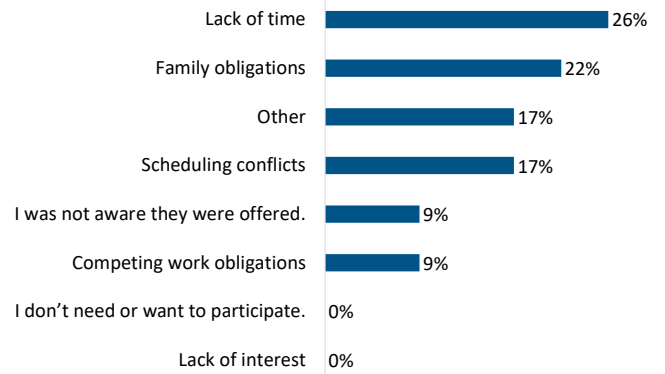
	extent your school promotes each of the following activities				been involved in that activity	
	Extremely	Moderately	Slightly	Not at all	No	Yes
Academic planning/career advising	46%	38%	15%	0%	48%	52%
Academic/tutoring support	27%	53%	20%	0%	43%	57%
ACT/SAT preparation	47%	40%	13%	0%	54%	46%
Assistance with completing financial aid forms (FAFSA)	80%	7%	7%	7%	64%	36%
College Application and Exploration Week	40%	33%	20%	7%	57%	43%
College campus visits (including virtual)	73%	27%	0%	0%	51%	49%
College Decision Day and/or other acceptance events	33%	47%	20%	0%	65%	35%
Credit recovery, AP, and dual credit opportunities	50%	21%	21%	7%	58%	42%
Financial literacy workshops	27%	40%	27%	7%	76%	24%
Mentoring programs (e.g., Student Success Society)	8%	54%	23%	15%	73%	27%
One-on-one advising with students	36%	50%	14%	0%	43%	57%
Parent/family peer networks	21%	57%	14%	7%	62%	38%
Professional development	67%	20%	13%	0%	46%	54%
Summer activities (e.g., Student Leadership Academy)	7%	36%	50%	7%	76%	24%
Text 4 Success initiative	15%	15%	38%	31%	90%	10%

Note: Blue column percentages are based on those respondents who indicated promotion of an activity. Pink column percentages are based on those respondents who indicated they were involved in an activity.

Have you ever participated in GEAR UP-sponsored activities or received support through GEAR UP?



If you did not participate in one or more of these activities/services, why not?*



Final Note: Additional questions from the personnel survey that were only for site coordinators are not included in this report to protect their anonymity.



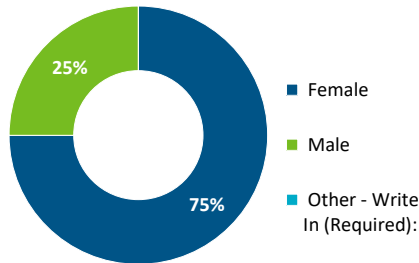
School-Level Response Rate:	
Estimated School Personnel	35
Surveys Received	16
Response Rate	46%

School Name:	Harts PK8
Survey Type:	School Personnel Survey Report

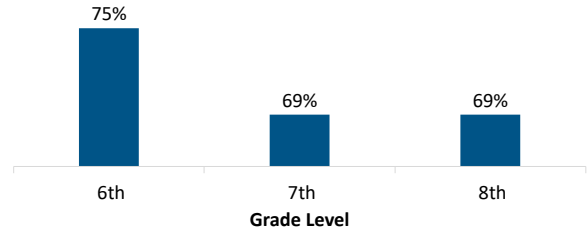
Note: Throughout this report, all percentages are rounded to the nearest whole number; amounts lower than 0.5% are rounded down to 0%. An asterick indicates a select all that apply question; amounts may exceed 100%.

Section 1: About Yourself

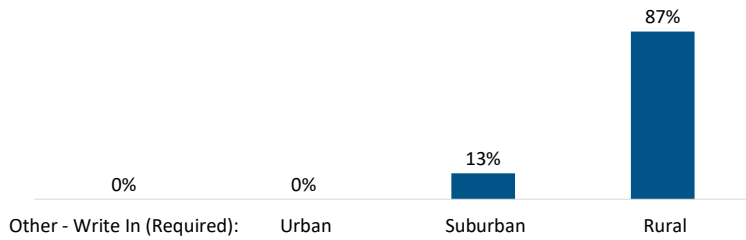
What is your gender?



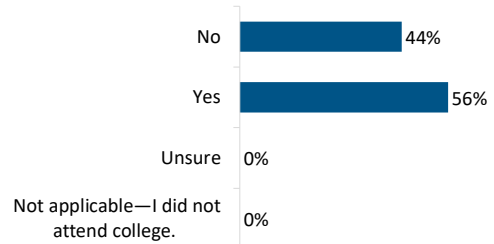
What current grade level(s) do you serve?*



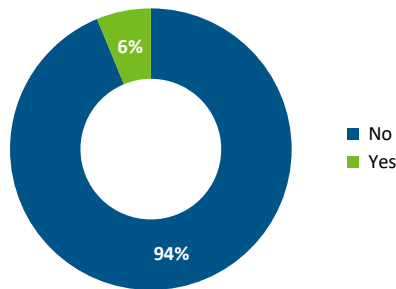
What type of community did you grow up in?



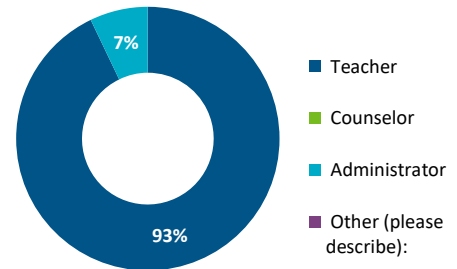
When you attended college, were you a first-generation college student?



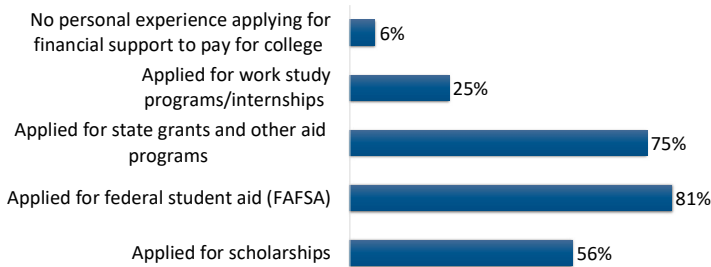
Are you a GEAR UP site coordinator?



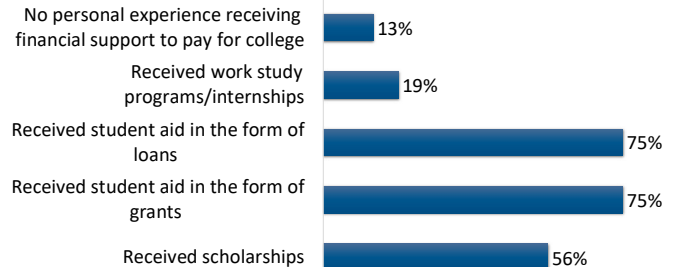
What is your current primary position at your school?



What has been your personal experience applying for financing for postsecondary education?*

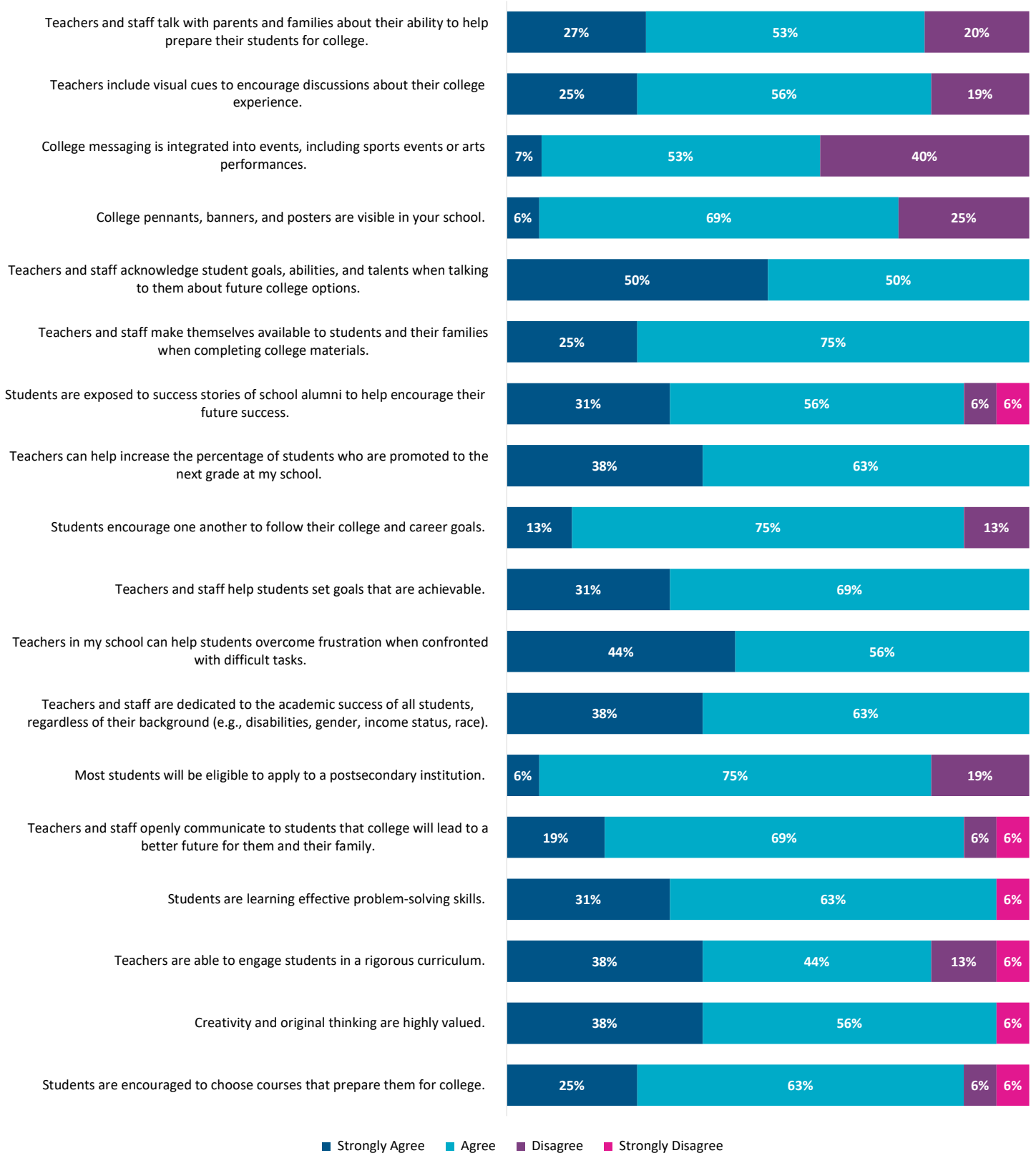


What has been your personal experience receiving financing for postsecondary education?*

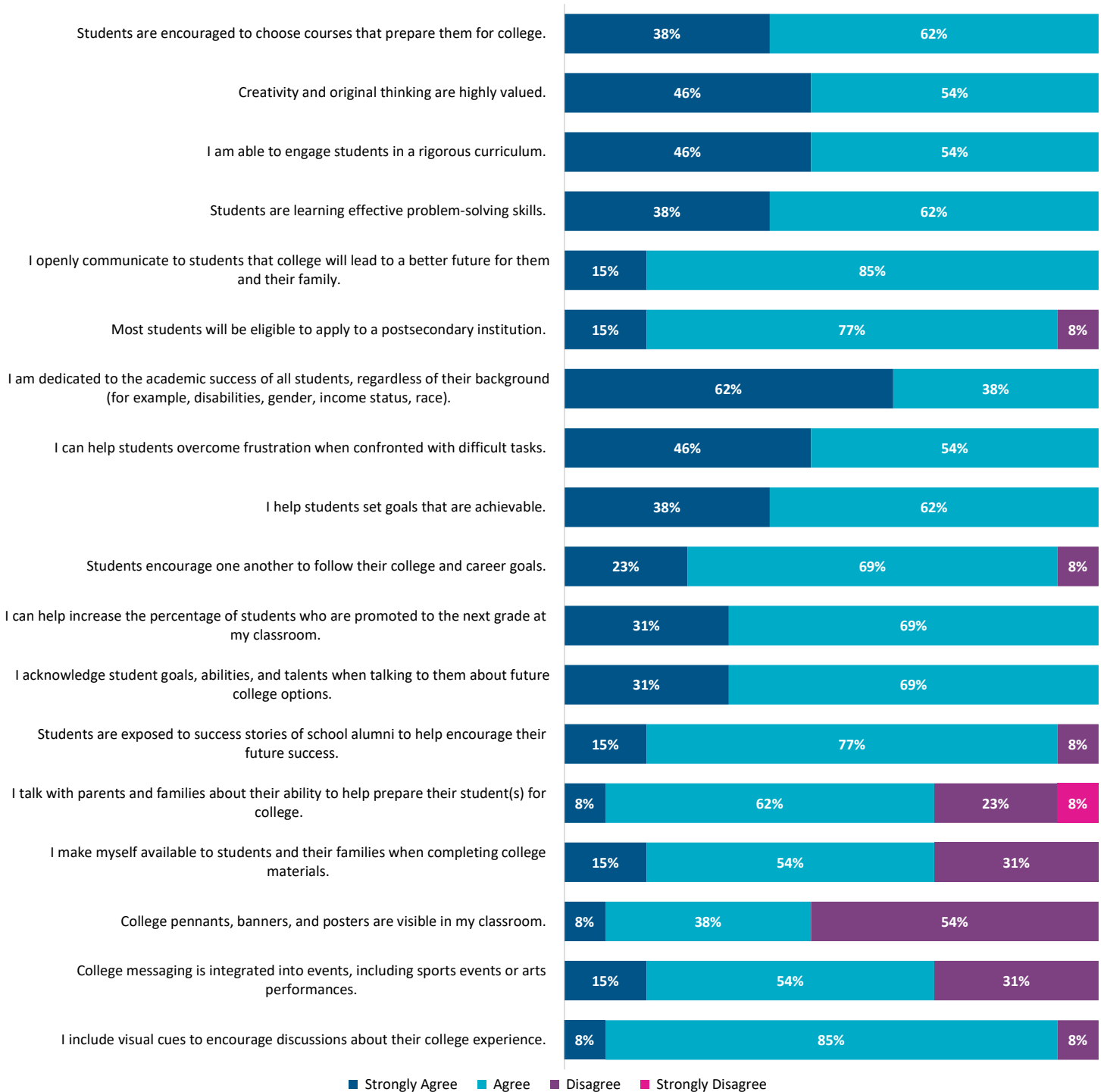


Section 2: School Culture

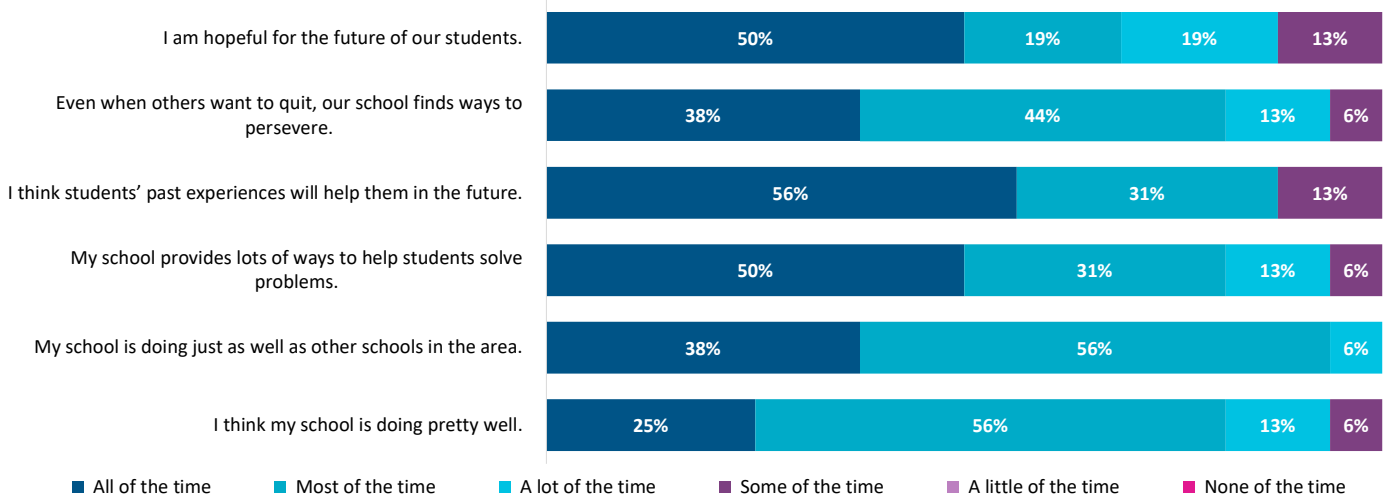
Please rate your level of agreement with each statement as it reflects YOUR SCHOOL:



Teachers only: Please rate your level of agreement with each statement as it reflects YOUR CLASSROOM:

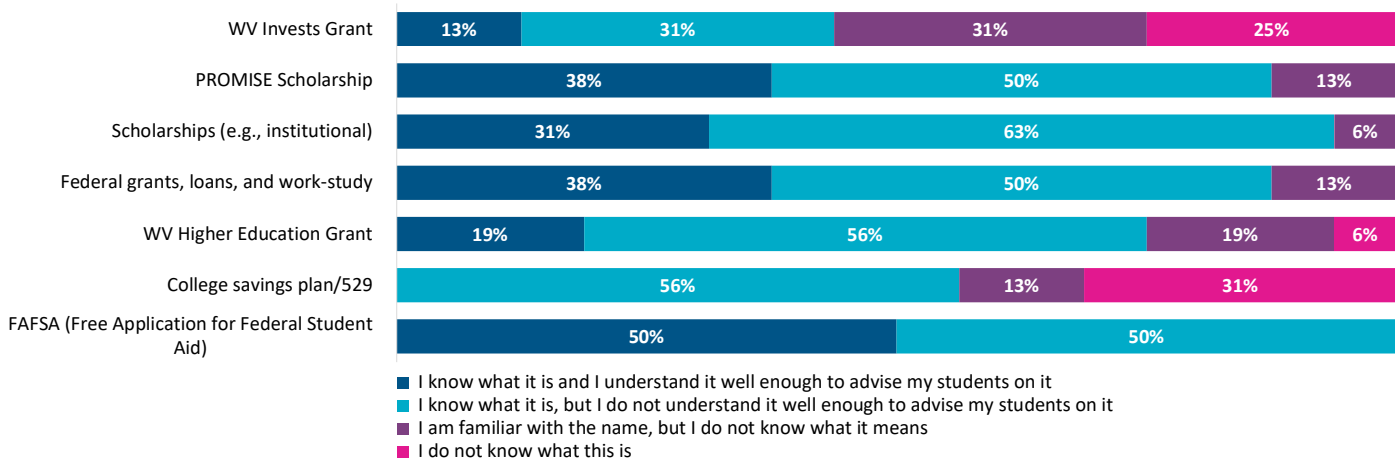


Please read the following sentences below and think about how your school is doing in most situations.

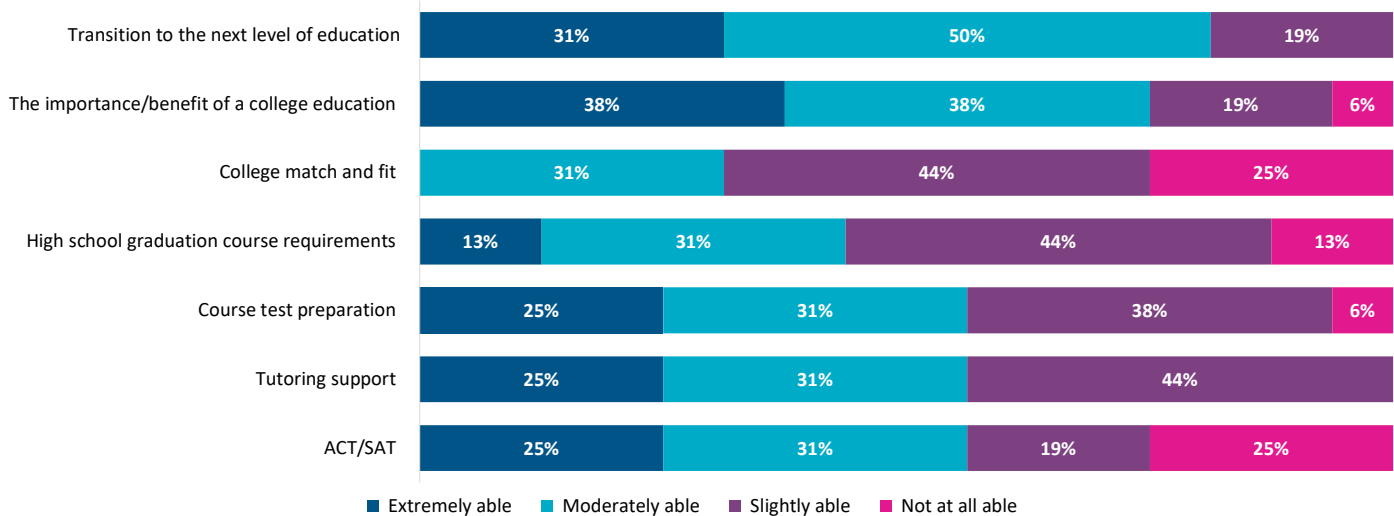


Section 3: College and Financial Aid Knowledge

Please rate your level of knowledge about each of the following programs that students and families can use to pay for college.



Please rate your ability to assist students and their families in understanding the following topics.



Financial aid programs available to West Virginia Students[^]

This need-based financial aid program for West Virginia students provided maximum annual awards of \$3,000 during the 2021-22 school year. This amount does not need to be paid back.



This merit-based financial aid program for West Virginia residents offers up to \$4,750 annually to cover the cost of tuition and mandatory fees. This amount does not need to be paid back.



This financial aid program for West Virginia students enrolled in eligible certificate and associate degree programs provides aid to cover the remaining amount of tuition, mandatory fees, and academic program fees that are not covered by other scholarships and grants.

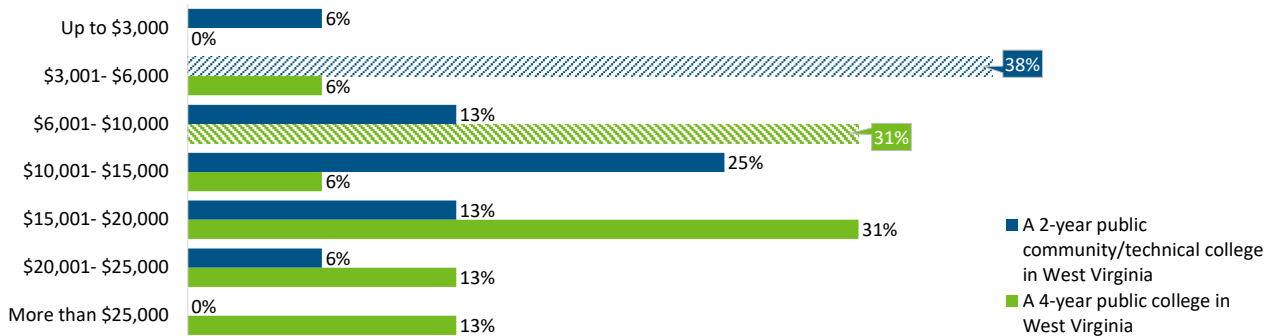


This need-based U.S. financial aid program provided qualifying students up to \$6,495 during the 2021-22 school year. This amount does not need to be paid back.



[^]The correct responses are indicated by the color filled bar.

On average, how much do you think it costs for one year of in-state tuition to attend the following college options in West Virginia? Your estimate should not include the cost of food, housing, or books. [^]



[^]The correct responses are indicated by pattern filled bar.

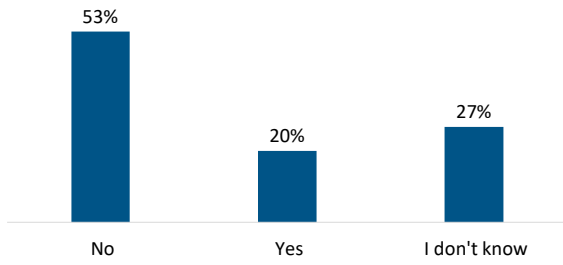
Section 4: College Readiness and/or GEAR UP Involvement

Please select to what extent your school promotes each of the following activities. Then, please indicate whether you have been involved in that activity (e.g., as a participant, activity organizer).

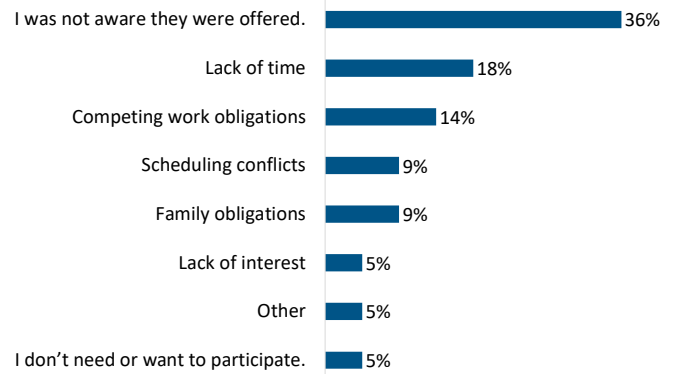
	extent your school promotes each of the following activities				been involved in that activity	
	Extremely	Moderately	Slightly	Not at all	No	Yes
Academic planning/career advising	20%	53%	20%	7%	48%	52%
Academic/tutoring support	19%	69%	13%	0%	43%	57%
ACT/SAT preparation	6%	31%	31%	31%	54%	46%
Assistance with completing financial aid forms (FAFSA)	6%	13%	25%	56%	64%	36%
College Application and Exploration Week	31%	44%	6%	19%	57%	43%
College campus visits (including virtual)	25%	38%	19%	19%	51%	49%
College Decision Day and/or other acceptance events	13%	25%	38%	25%	65%	35%
Credit recovery, AP, and dual credit opportunities	0%	13%	33%	53%	58%	42%
Financial literacy workshops	0%	19%	50%	31%	76%	24%
Mentoring programs (e.g., Student Success Society)	0%	38%	44%	19%	73%	27%
One-on-one advising with students	25%	56%	13%	6%	43%	57%
Parent/family peer networks	6%	63%	25%	6%	62%	38%
Professional development	19%	63%	6%	13%	46%	54%
Summer activities (e.g., Student Leadership Academy)	13%	63%	19%	6%	76%	24%
Text 4 Success initiative	0%	13%	20%	67%	90%	10%

Note: Blue column percentages are based on those respondents who indicated promotion of an activity. Pink column percentages are based on those respondents who indicated they were involved in an activity.

Have you ever participated in GEAR UP-sponsored activities or received support through GEAR UP?



If you did not participate in one or more of these activities/services, why not?*



Final Note: Additional questions from the personnel survey that were only for site coordinators are not included in this report to protect their anonymity.



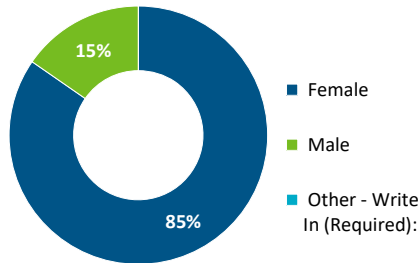
School-Level Response Rate:	
Estimated School Personnel	31
Surveys Received	13
Response Rate	42%

School Name:	Lenore PK8
Survey Type:	School Personnel Survey Report

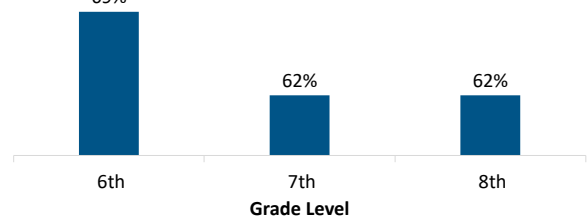
Note: Throughout this report, all percentages are rounded to the nearest whole number; amounts lower than 0.5% are rounded down to 0%. An asterick indicates a select all that apply question; amounts may exceed 100%.

Section 1: About Yourself

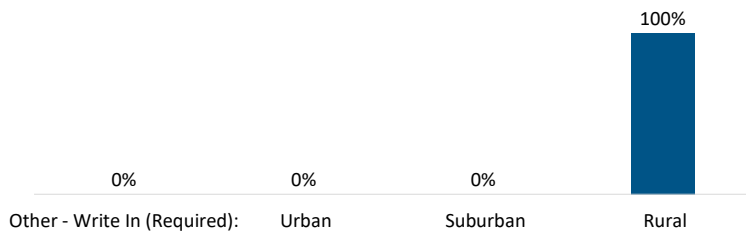
What is your gender?



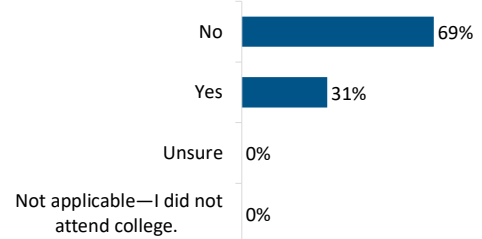
What current grade level(s) do you serve?*



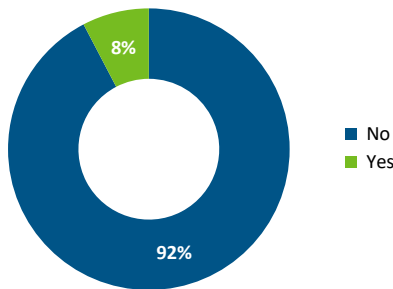
What type of community did you grow up in?



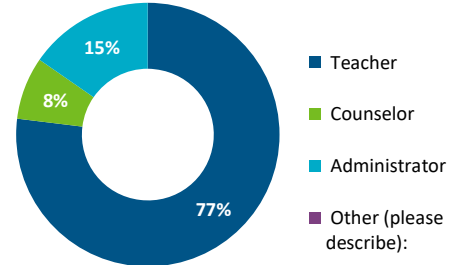
When you attended college, were you a first-generation college student?



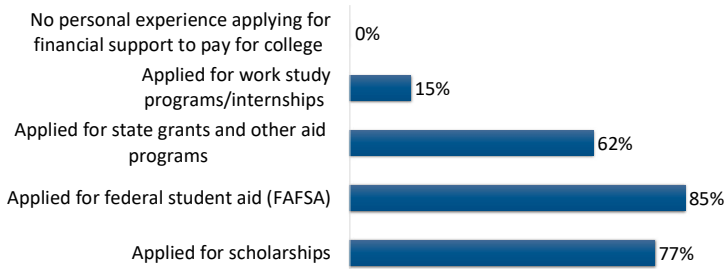
Are you a GEAR UP site coordinator?



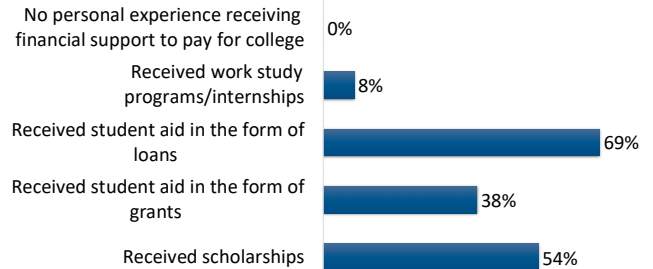
What is your current primary position at your school?



What has been your personal experience applying for financing for postsecondary education?*

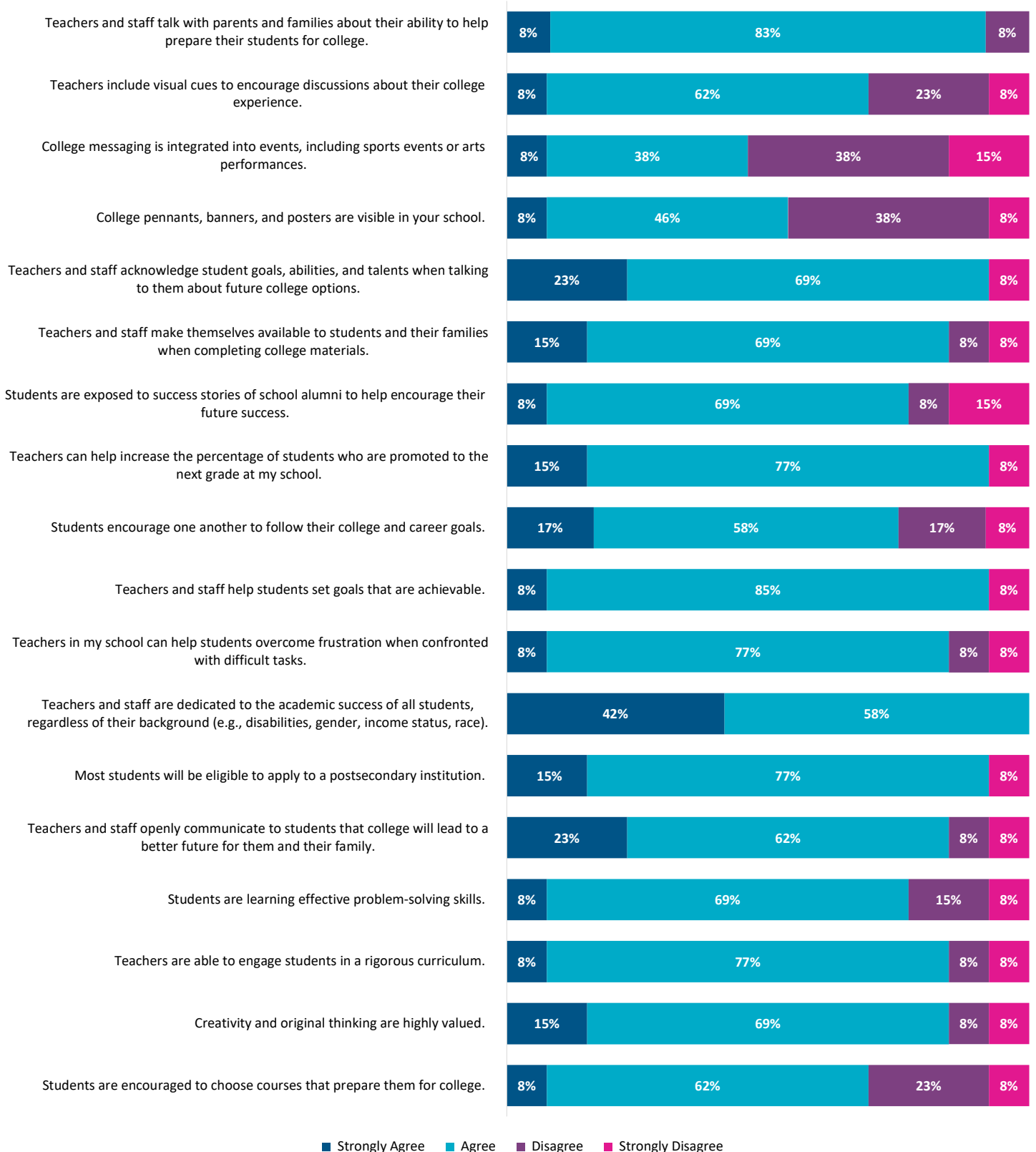


What has been your personal experience receiving financing for postsecondary education?*

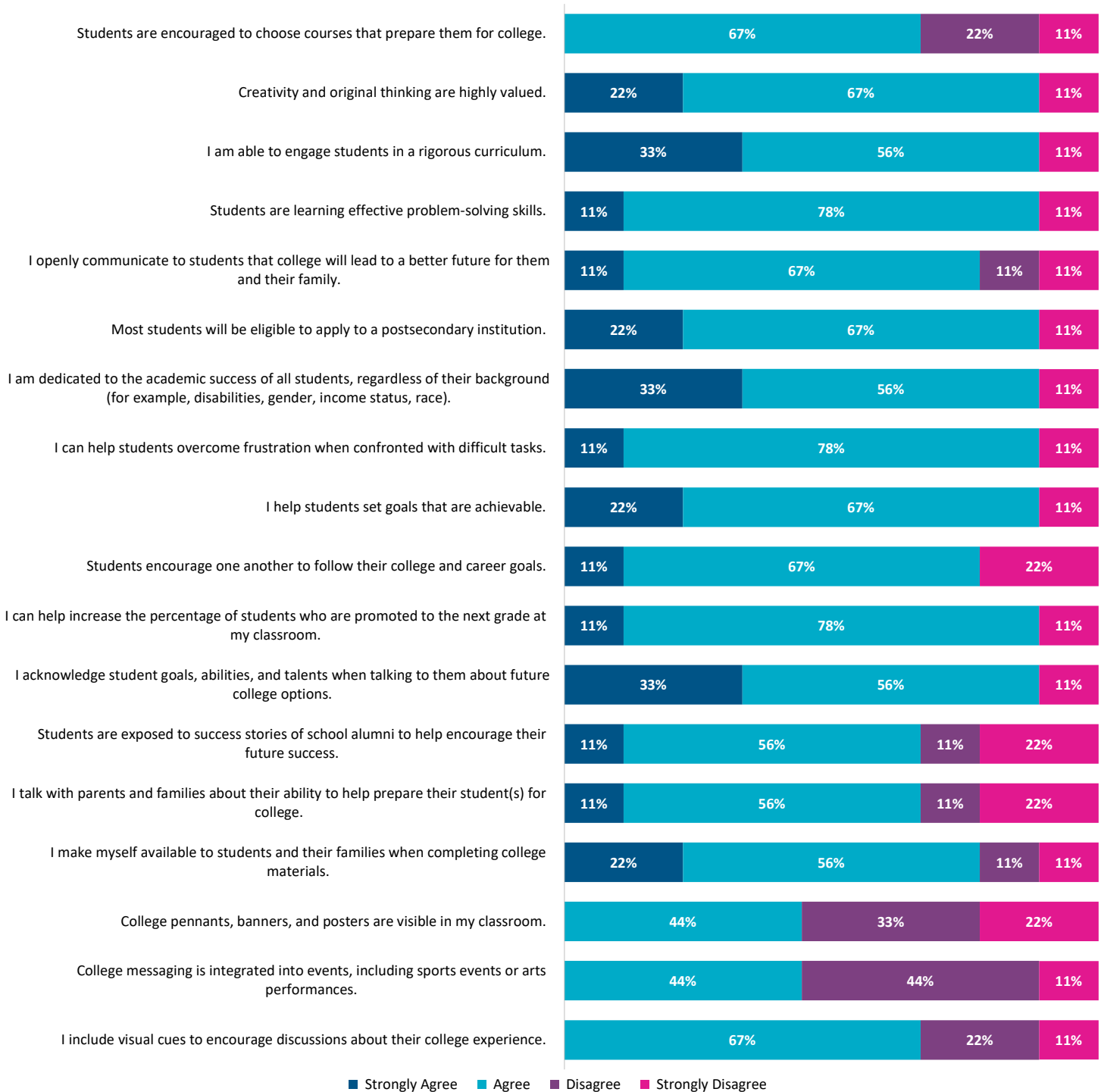


Section 2: School Culture

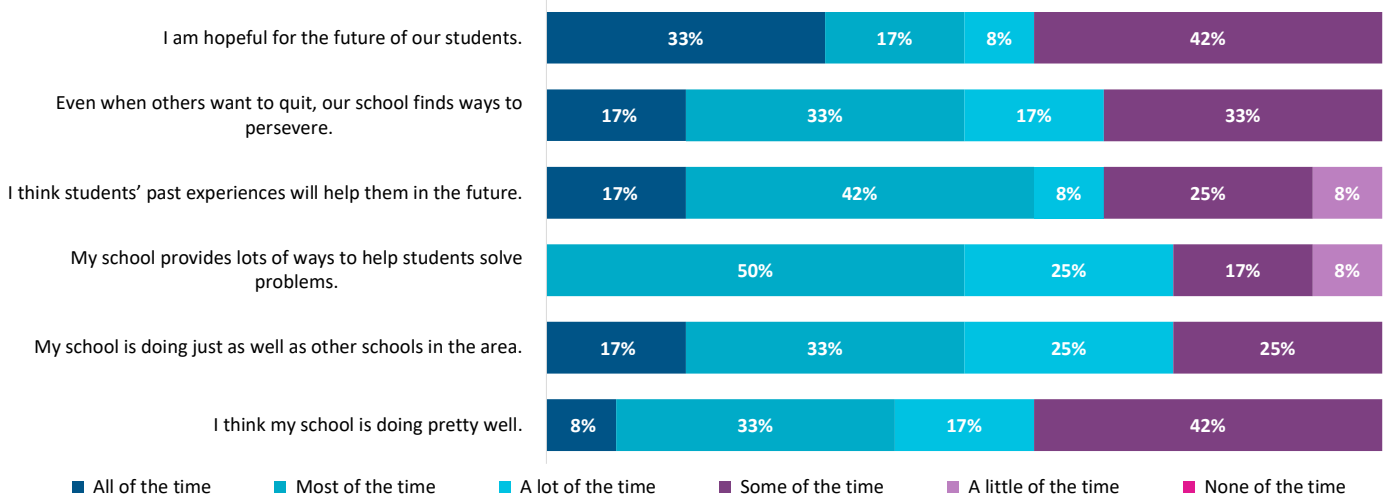
Please rate your level of agreement with each statement as it reflects YOUR SCHOOL:



Teachers only: Please rate your level of agreement with each statement as it reflects YOUR CLASSROOM:

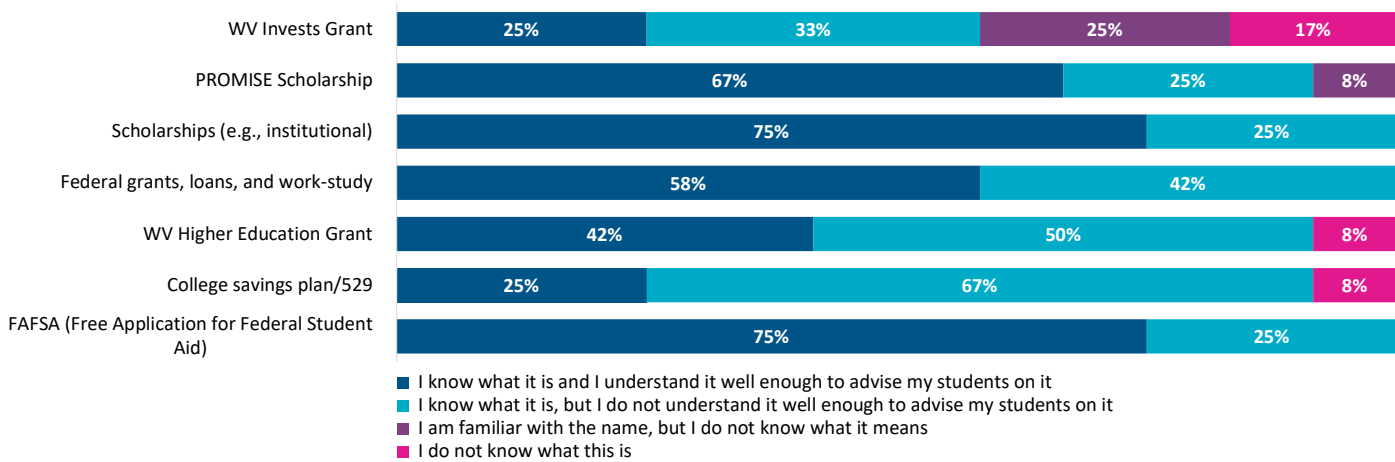


Please read the following sentences below and think about how your school is doing in most situations.

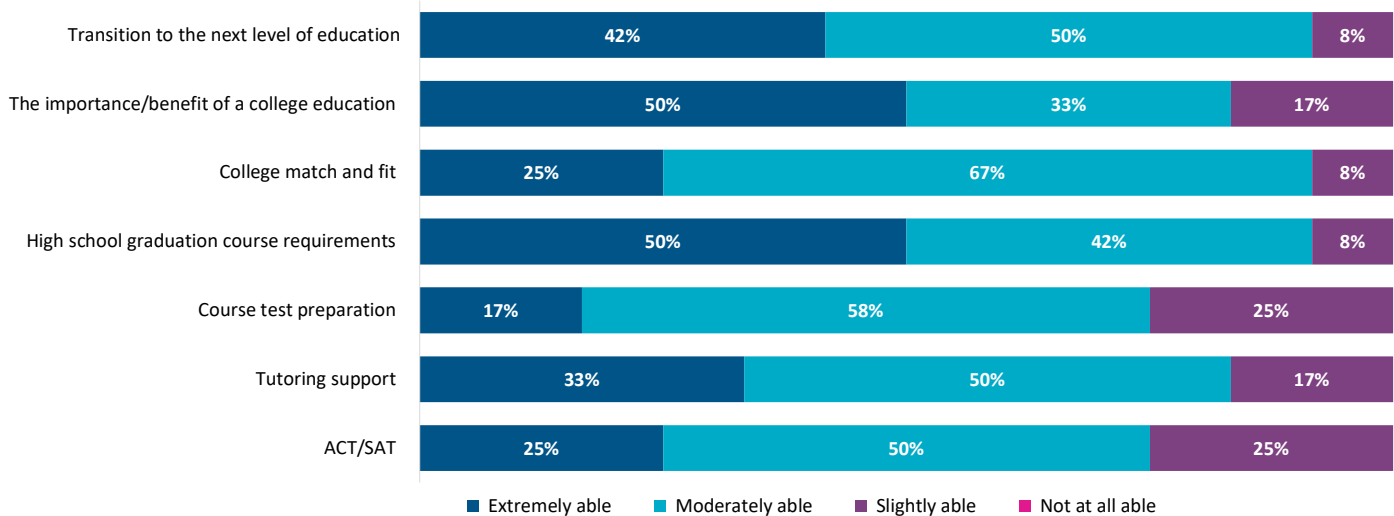


Section 3: College and Financial Aid Knowledge

Please rate your level of knowledge about each of the following programs that students and families can use to pay for college.



Please rate your ability to assist students and their families in understanding the following topics.



Financial aid programs available to West Virginia Students[^]

This need-based financial aid program for West Virginia students provided maximum annual awards of \$3,000 during the 2021-22 school year. This amount does not need to be paid back.



This merit-based financial aid program for West Virginia residents offers up to \$4,750 annually to cover the cost of tuition and mandatory fees. This amount does not need to be paid back.



This financial aid program for West Virginia students enrolled in eligible certificate and associate degree programs provides aid to cover the remaining amount of tuition, mandatory fees, and academic program fees that are not covered by other scholarships and grants.

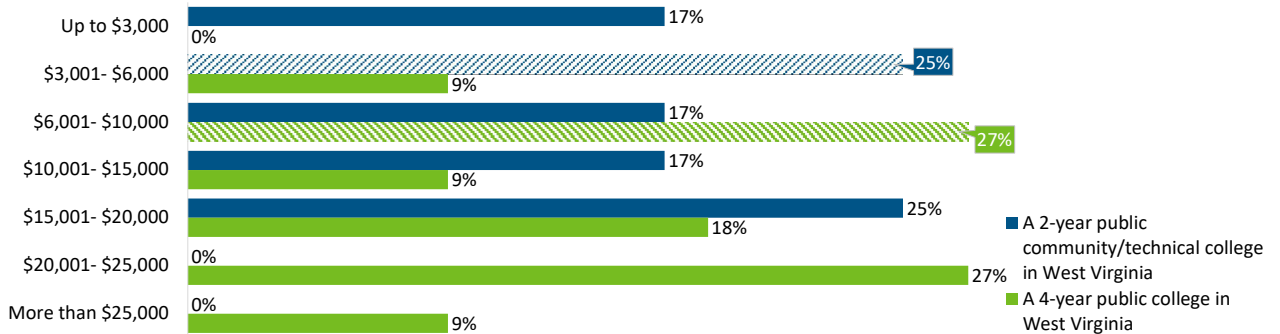


This need-based U.S. financial aid program provided qualifying students up to \$6,495 during the 2021-22 school year. This amount does not need to be paid back.



[^]The correct responses are indicated by the color filled bar.

On average, how much do you think it costs for one year of in-state tuition to attend the following college options in West Virginia? Your estimate should not include the cost of food, housing, or books. [^]



[^]The correct responses are indicated by pattern filled bar.

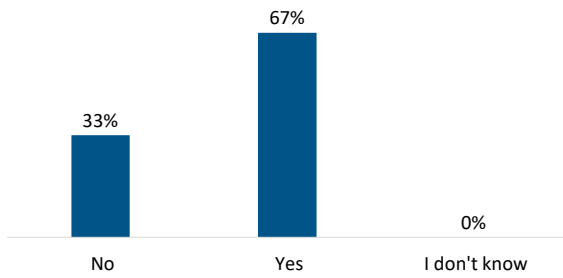
Section 4: College Readiness and/or GEAR UP Involvement

Please select to what extent your school promotes each of the following activities. Then, please indicate whether you have been involved in that activity (e.g., as a participant, activity organizer).

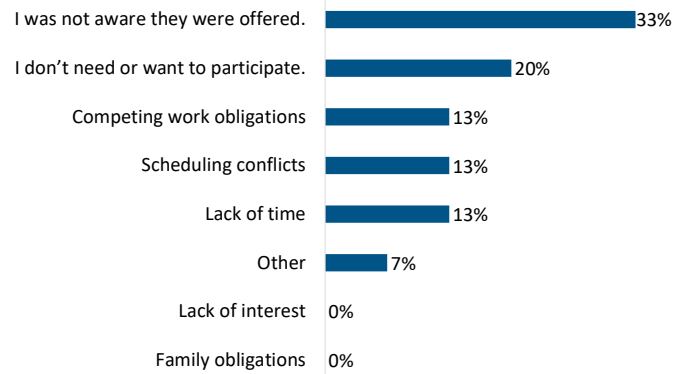
	extent your school promotes each of the following activities				been involved in that activity	
	Extremely	Moderately	Slightly	Not at all	No	Yes
Academic planning/career advising	36%	36%	27%	0%	48%	52%
Academic/tutoring support	18%	55%	27%	0%	43%	57%
ACT/SAT preparation	9%	27%	27%	36%	54%	46%
Assistance with completing financial aid forms (FAFSA)	0%	36%	36%	27%	64%	36%
College Application and Exploration Week	27%	55%	18%	0%	57%	43%
College campus visits (including virtual)	36%	36%	9%	18%	51%	49%
College Decision Day and/or other acceptance events	8%	25%	25%	42%	65%	35%
Credit recovery, AP, and dual credit opportunities	9%	27%	36%	27%	58%	42%
Financial literacy workshops	0%	36%	36%	27%	76%	24%
Mentoring programs (e.g., Student Success Society)	18%	27%	27%	27%	73%	27%
One-on-one advising with students	18%	36%	36%	9%	43%	57%
Parent/family peer networks	18%	36%	45%	0%	62%	38%
Professional development	36%	18%	45%	0%	46%	54%
Summer activities (e.g., Student Leadership Academy)	36%	18%	18%	27%	76%	24%
Text 4 Success initiative	18%	18%	27%	36%	90%	10%

Note: Blue column percentages are based on those respondents who indicated promotion of an activity. Pink column percentages are based on those respondents who indicated they were involved in an activity.

Have you ever participated in GEAR UP-sponsored activities or received support through GEAR UP?



If you did not participate in one or more of these activities/services, why not?*



Final Note: Additional questions from the personnel survey that were only for site coordinators are not included in this report to protect their anonymity.



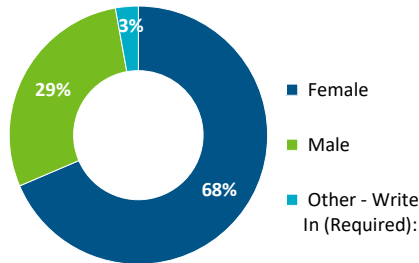
School-Level Response Rate:	
Estimated School Personnel	60
Surveys Received	35
Response Rate	58%

School Name:	Lincoln County High School
Survey Type:	School Personnel Survey Report

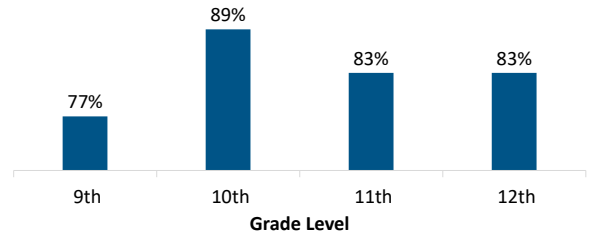
Note: Throughout this report, all percentages are rounded to the nearest whole number; amounts lower than 0.5% are rounded down to 0%. An asterick indicates a select all that apply question; amounts may exceed 100%.

Section 1: About Yourself

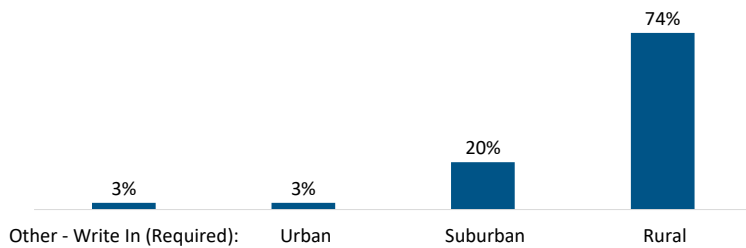
What is your gender?



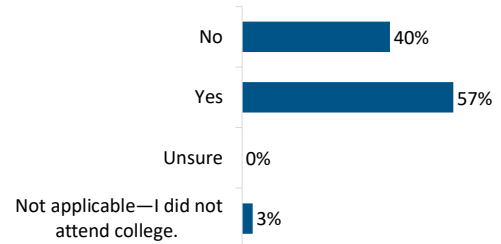
What current grade level(s) do you serve?*



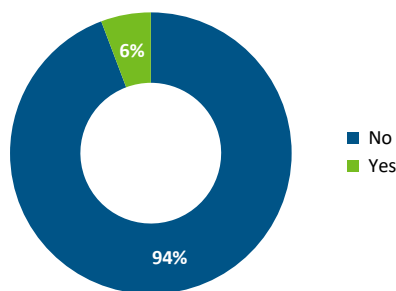
What type of community did you grow up in?



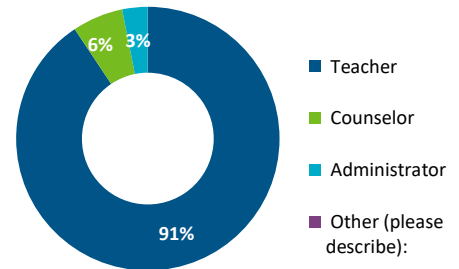
When you attended college, were you a first-generation college student?



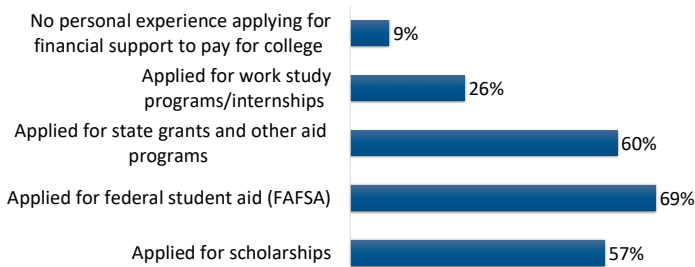
Are you a GEAR UP site coordinator?



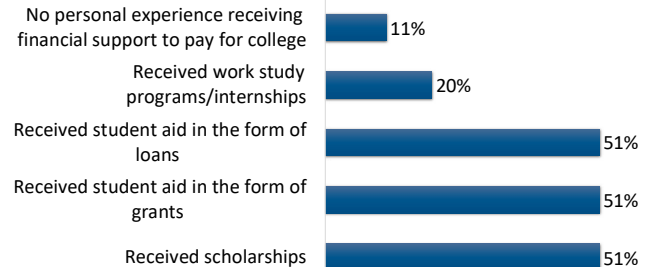
What is your current primary position at your school?



What has been your personal experience applying for financing for postsecondary education?*

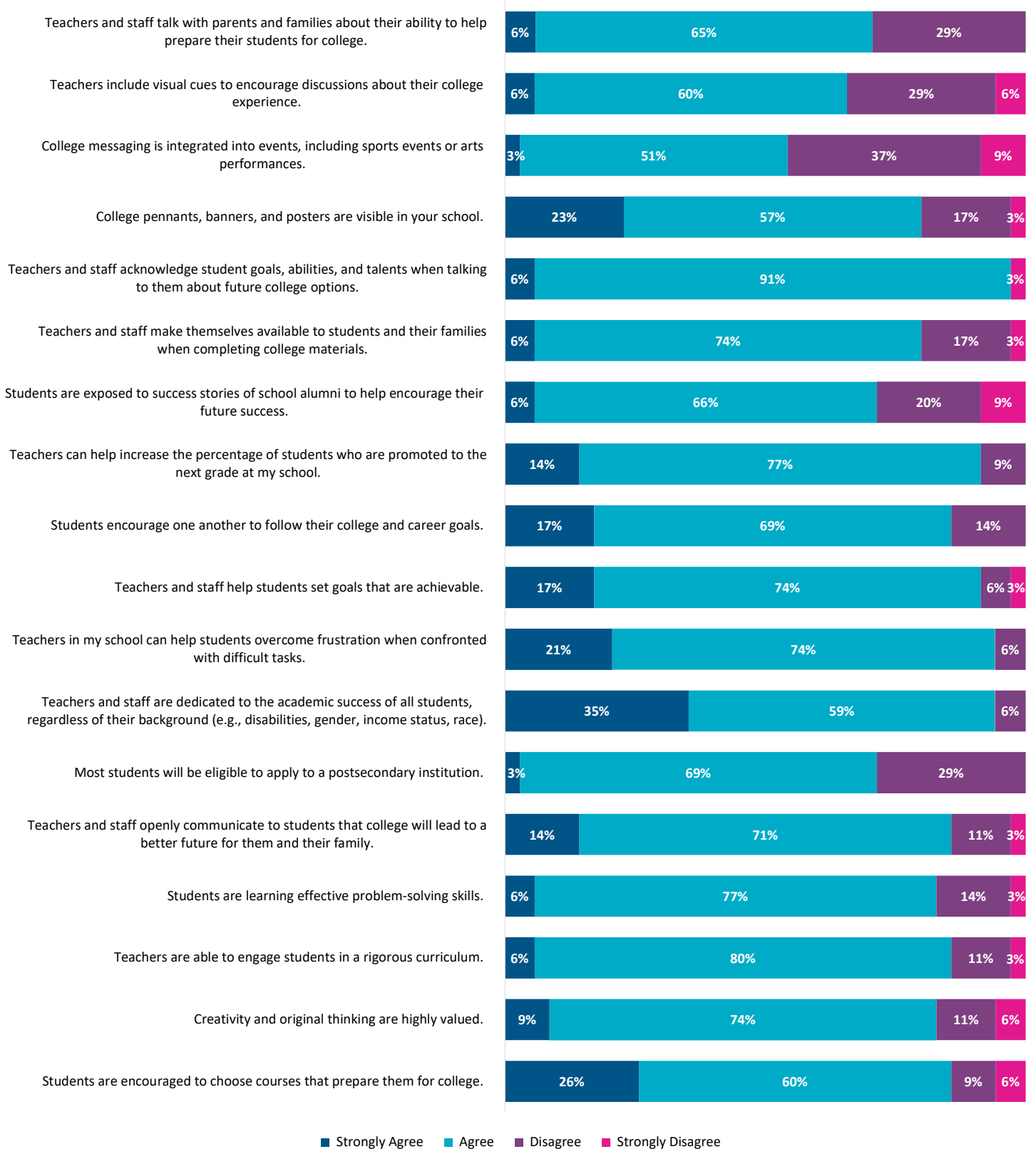


What has been your personal experience receiving financing for postsecondary education?*

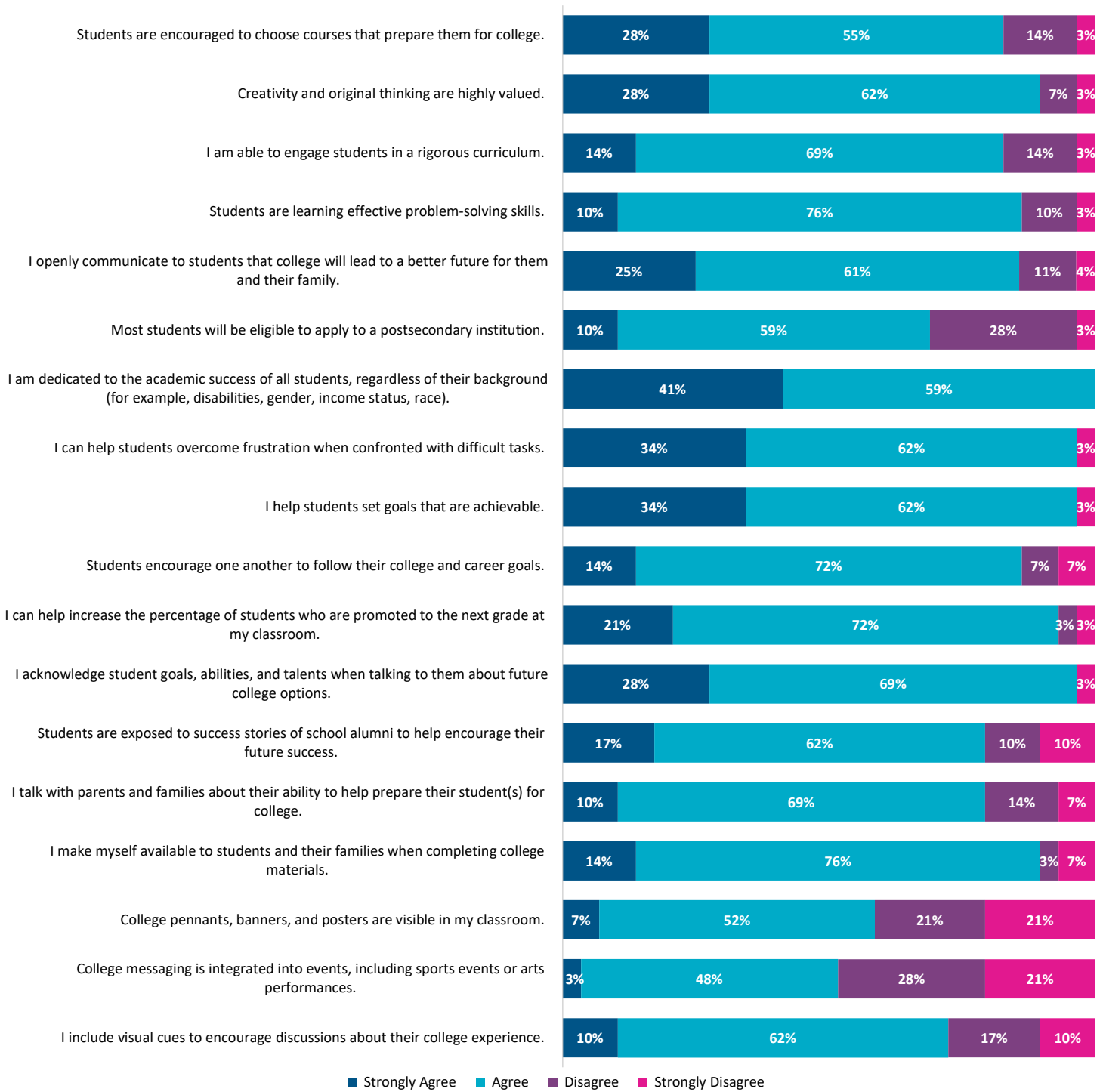


Section 2: School Culture

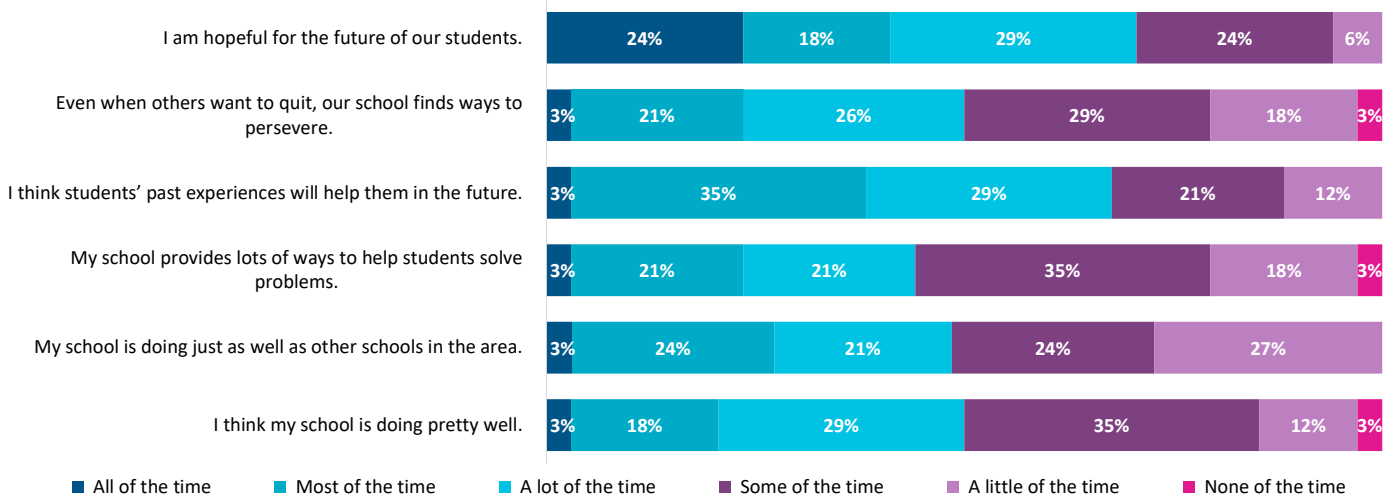
Please rate your level of agreement with each statement as it reflects YOUR SCHOOL:



Teachers only: Please rate your level of agreement with each statement as it reflects YOUR CLASSROOM:

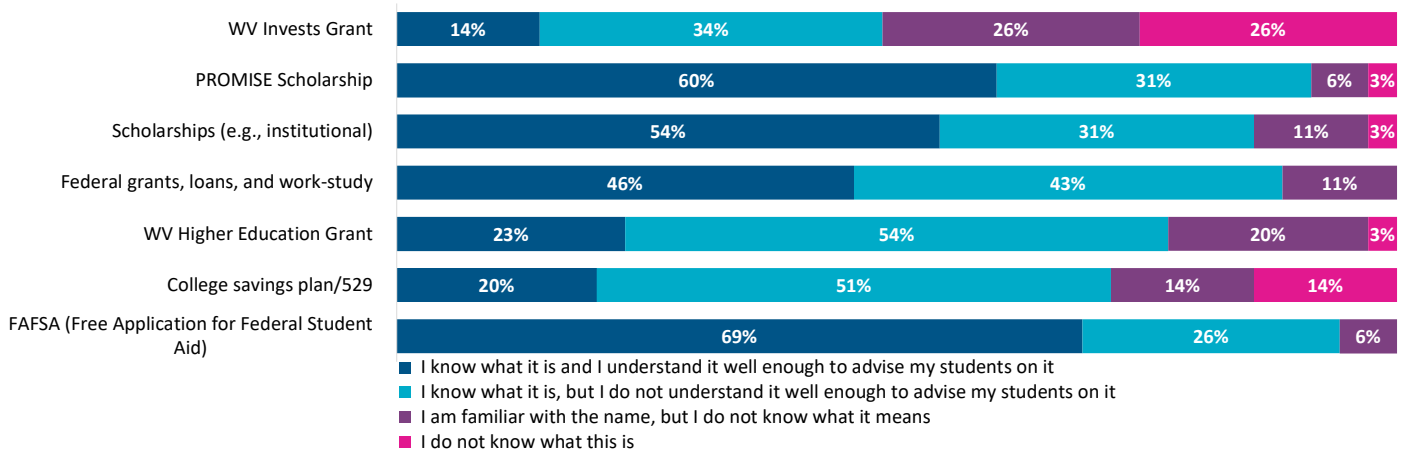


Please read the following sentences below and think about how your school is doing in most situations.

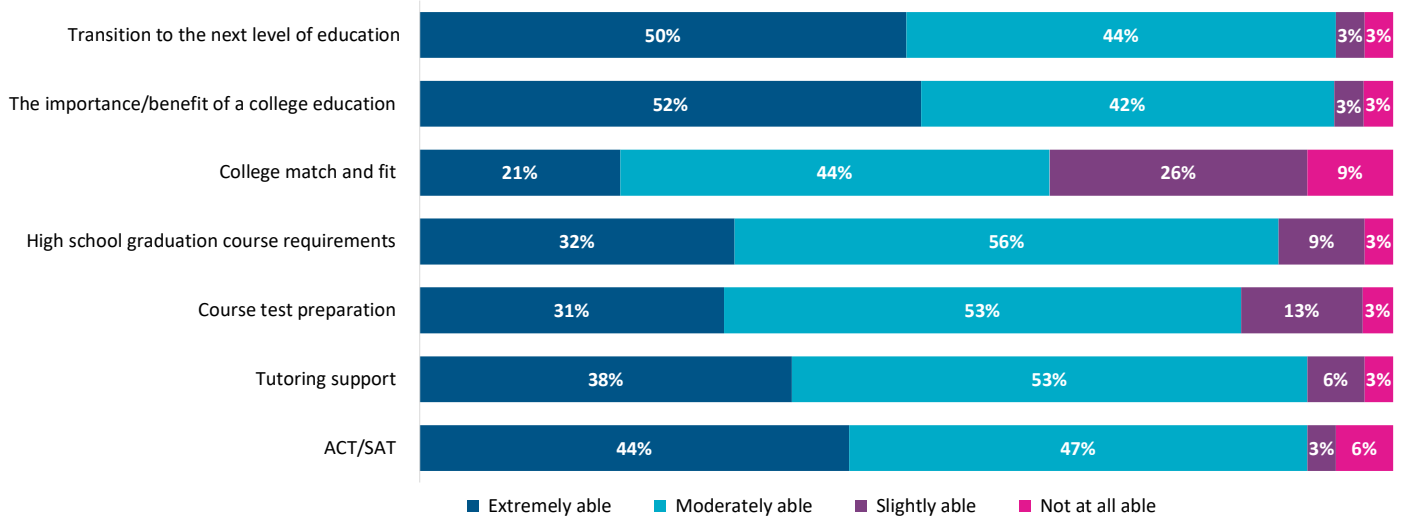


Section 3: College and Financial Aid Knowledge

Please rate your level of knowledge about each of the following programs that students and families can use to pay for college.



Please rate your ability to assist students and their families in understanding the following topics.



Financial aid programs available to West Virginia Students[^]

This need-based financial aid program for West Virginia students provided maximum annual awards of \$3,000 during the 2021-22 school year. This amount does not need to be paid back.



This merit-based financial aid program for West Virginia residents offers up to \$4,750 annually to cover the cost of tuition and mandatory fees. This amount does not need to be paid back.



This financial aid program for West Virginia students enrolled in eligible certificate and associate degree programs provides aid to cover the remaining amount of tuition, mandatory fees, and academic program fees that are not covered by other scholarships and grants.

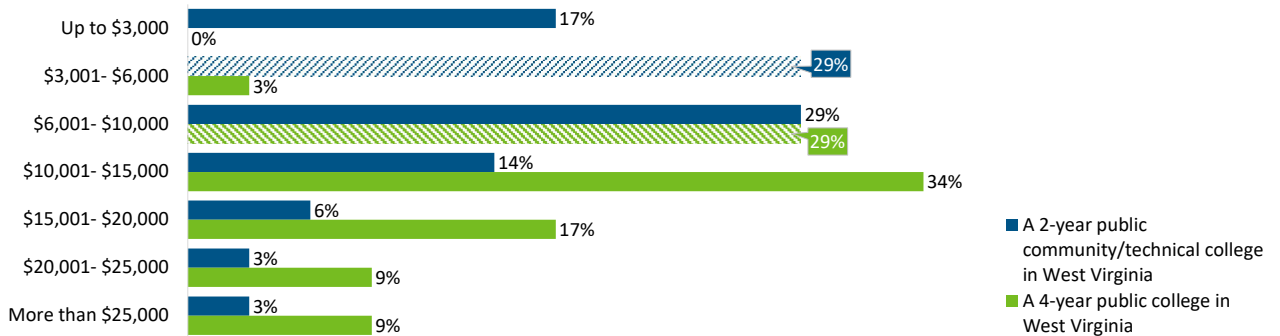


This need-based U.S. financial aid program provided qualifying students up to \$6,495 during the 2021-22 school year. This amount does not need to be paid back.



[^]The correct responses are indicated by the color filled bar.

On average, how much do you think it costs for one year of in-state tuition to attend the following college options in West Virginia? Your estimate should not include the cost of food, housing, or books. [^]



[^]The correct responses are indicated by pattern filled bar.

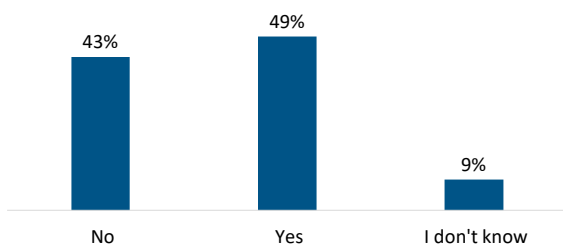
Section 4: College Readiness and/or GEAR UP Involvement

Please select to what extent your school promotes each of the following activities. Then, please indicate whether you have been involved in that activity (e.g., as a participant, activity organizer).

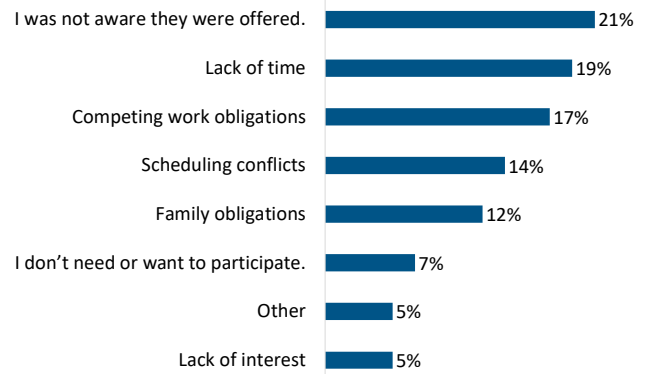
	extent your school promotes each of the following activities				been involved in that activity	
	Extremely	Moderately	Slightly	Not at all	No	Yes
Academic planning/career advising	18%	53%	21%	9%	48%	52%
Academic/tutoring support	29%	43%	26%	3%	43%	57%
ACT/SAT preparation	59%	38%	3%	0%	54%	46%
Assistance with completing financial aid forms (FAFSA)	57%	37%	6%	0%	64%	36%
College Application and Exploration Week	26%	50%	24%	0%	57%	43%
College campus visits (including virtual)	41%	35%	21%	3%	51%	49%
College Decision Day and/or other acceptance events	26%	46%	20%	9%	65%	35%
Credit recovery, AP, and dual credit opportunities	53%	41%	6%	0%	58%	42%
Financial literacy workshops	21%	56%	12%	12%	76%	24%
Mentoring programs (e.g., Student Success Society)	9%	47%	21%	24%	73%	27%
One-on-one advising with students	20%	43%	26%	11%	43%	57%
Parent/family peer networks	12%	42%	33%	12%	62%	38%
Professional development	9%	68%	15%	9%	46%	54%
Summer activities (e.g., Student Leadership Academy)	15%	47%	26%	12%	76%	24%
Text 4 Success initiative	12%	36%	24%	27%	90%	10%

Note: Blue column percentages are based on those respondents who indicated promotion of an activity. Pink column percentages are based on those respondents who indicated they were involved in an activity.

Have you ever participated in GEAR UP-sponsored activities or received support through GEAR UP?



If you did not participate in one or more of these activities/services, why not?*



Final Note: Additional questions from the personnel survey that were only for site coordinators are not included in this report to protect their anonymity.



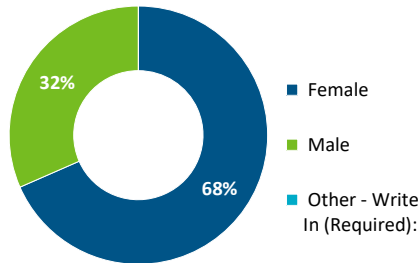
School-Level Response Rate:	
Estimated School Personnel	46
Surveys Received	19
Response Rate	41%

School Name:	Logan Senior High School
Survey Type:	School Personnel Survey Report

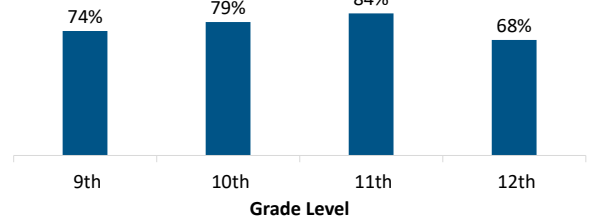
Note: Throughout this report, all percentages are rounded to the nearest whole number; amounts lower than 0.5% are rounded down to 0%. An asterick indicates a select all that apply question; amounts may exceed 100%.

Section 1: About Yourself

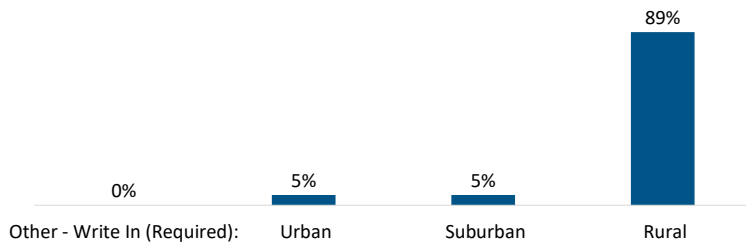
What is your gender?



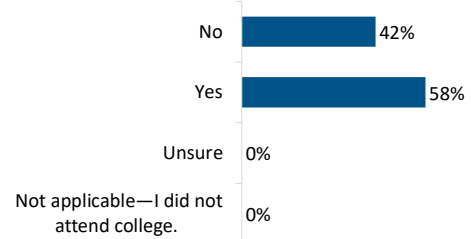
What current grade level(s) do you serve?*



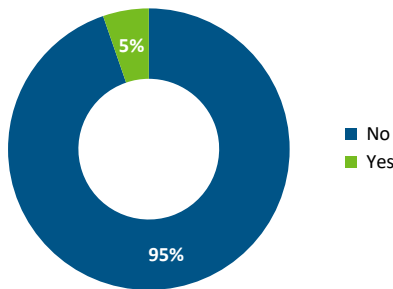
What type of community did you grow up in?



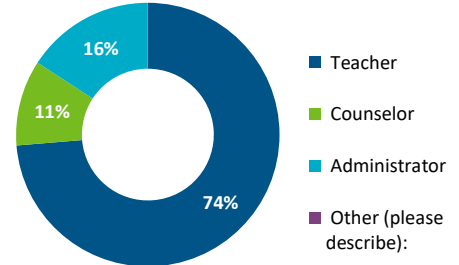
When you attended college, were you a first-generation college student?



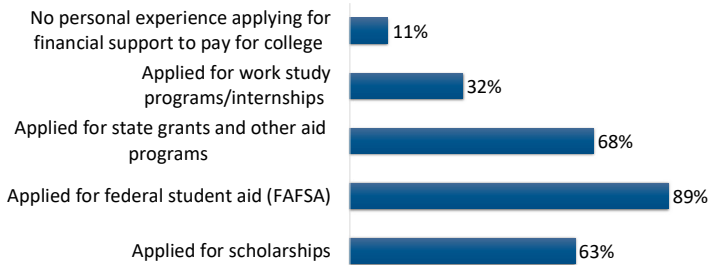
Are you a GEAR UP site coordinator?



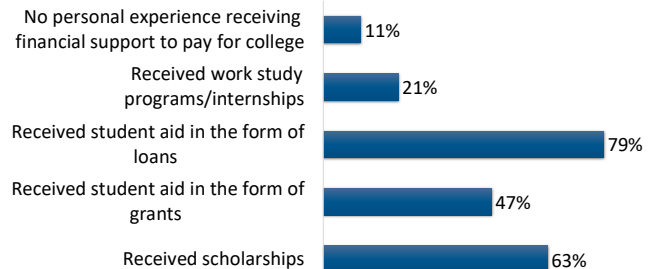
What is your current primary position at your school?



What has been your personal experience applying for financing for postsecondary education?*

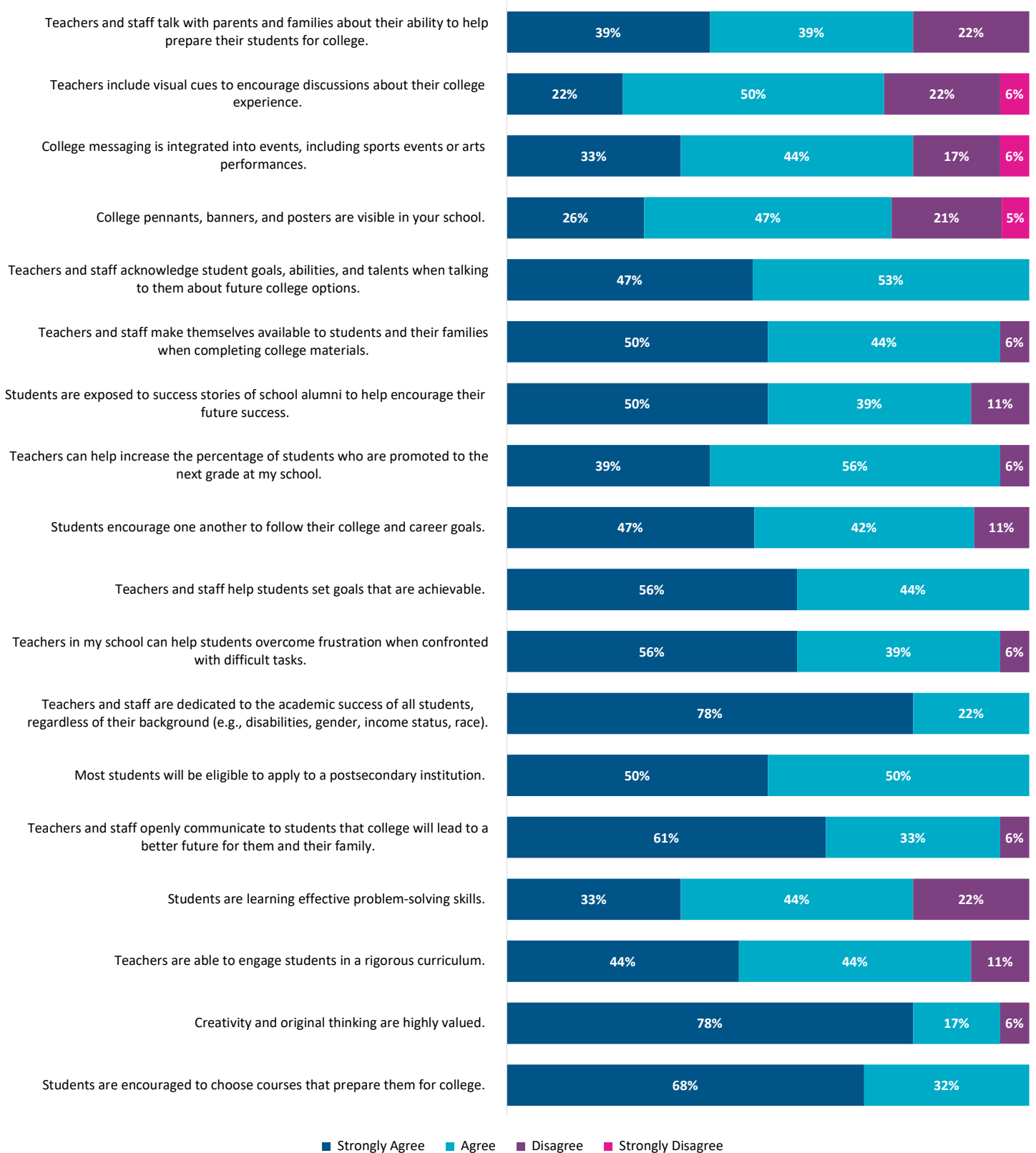


What has been your personal experience receiving financing for postsecondary education?*

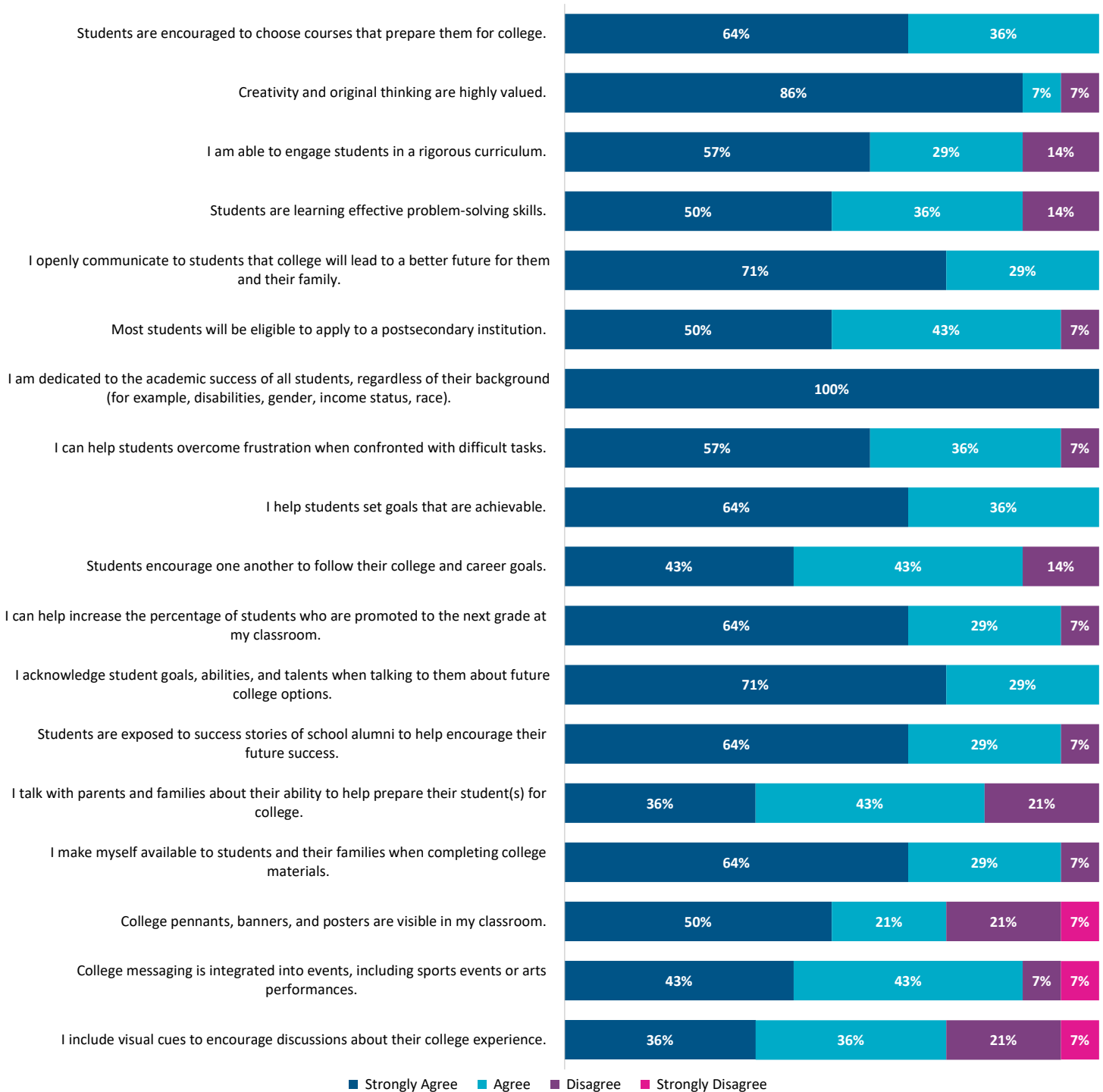


Section 2: School Culture

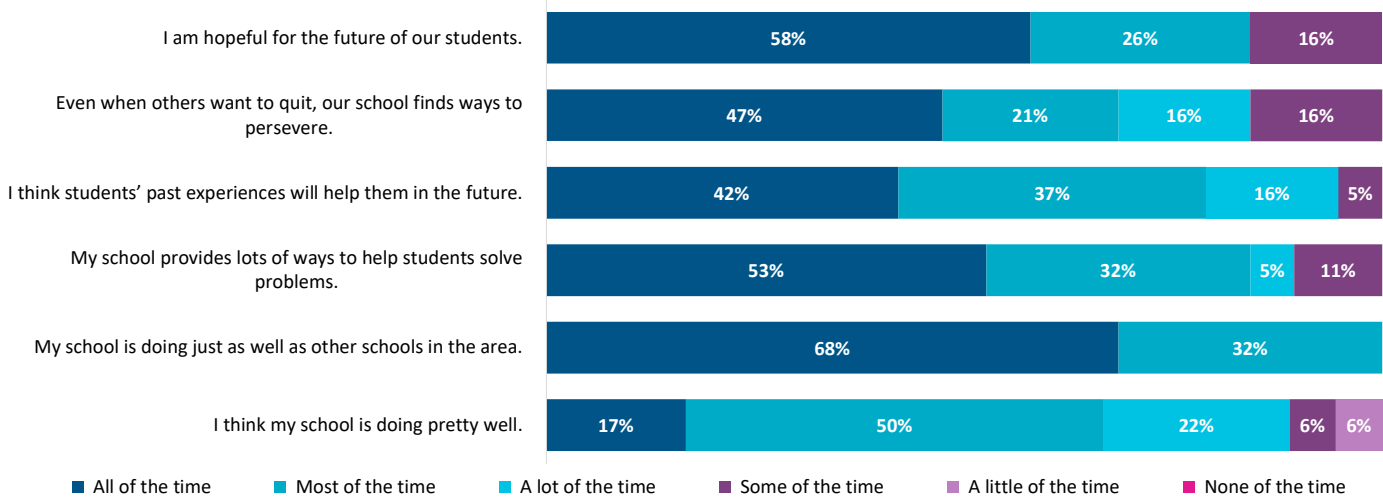
Please rate your level of agreement with each statement as it reflects YOUR SCHOOL:



Teachers only: Please rate your level of agreement with each statement as it reflects YOUR CLASSROOM:

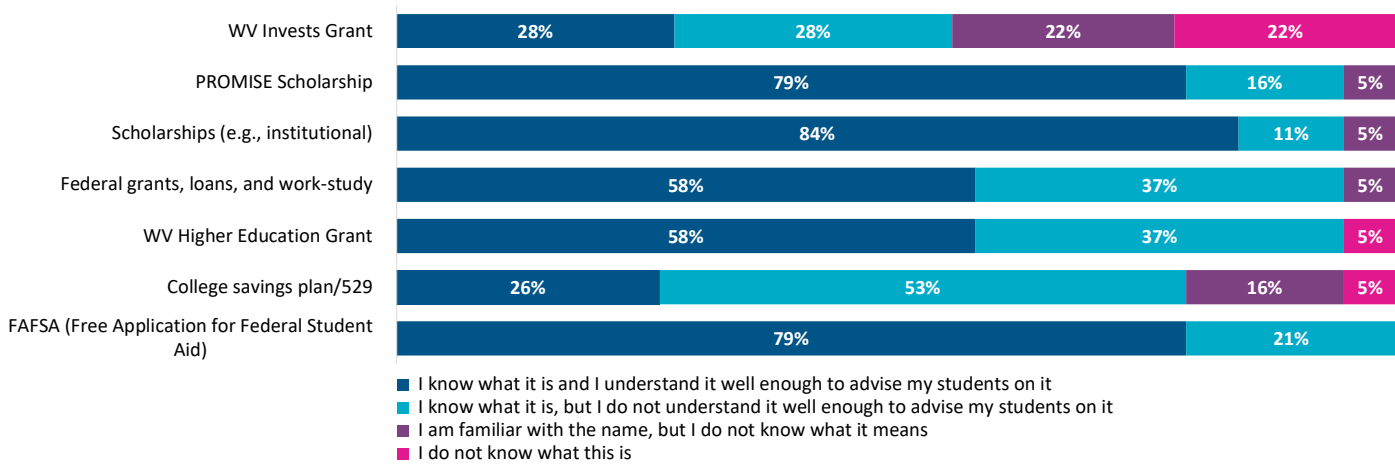


Please read the following sentences below and think about how your school is doing in most situations.

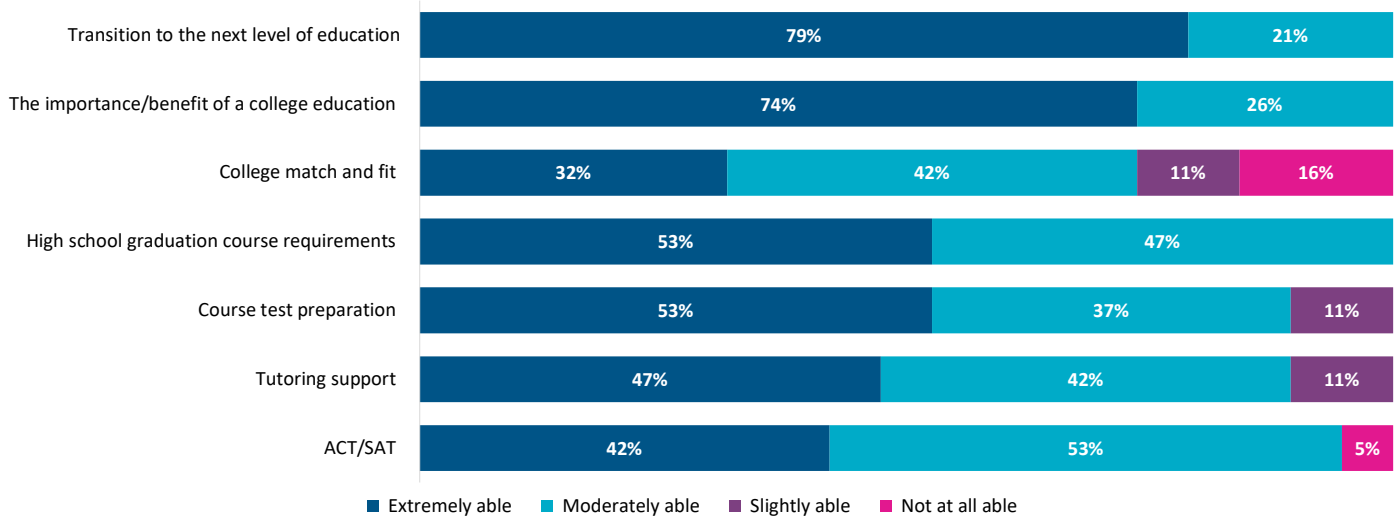


Section 3: College and Financial Aid Knowledge

Please rate your level of knowledge about each of the following programs that students and families can use to pay for college.



Please rate your ability to assist students and their families in understanding the following topics.



Financial aid programs available to West Virginia Students[^]

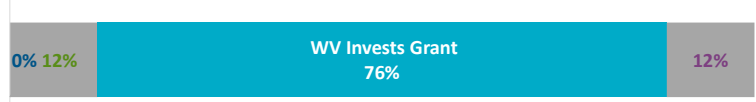
This need-based financial aid program for West Virginia students provided maximum annual awards of \$3,000 during the 2021-22 school year. This amount does not need to be paid back.



This merit-based financial aid program for West Virginia residents offers up to \$4,750 annually to cover the cost of tuition and mandatory fees. This amount does not need to be paid back.



This financial aid program for West Virginia students enrolled in eligible certificate and associate degree programs provides aid to cover the remaining amount of tuition, mandatory fees, and academic program fees that are not covered by other scholarships and grants.

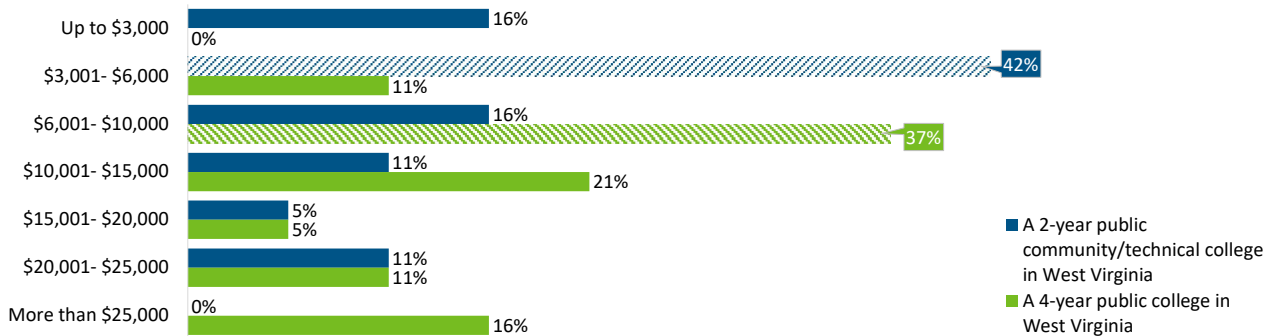


This need-based U.S. financial aid program provided qualifying students up to \$6,495 during the 2021-22 school year. This amount does not need to be paid back.



[^]The correct responses are indicated by the color filled bar.

On average, how much do you think it costs for one year of in-state tuition to attend the following college options in West Virginia? Your estimate should not include the cost of food, housing, or books. [^]



[^]The correct responses are indicated by pattern filled bar.

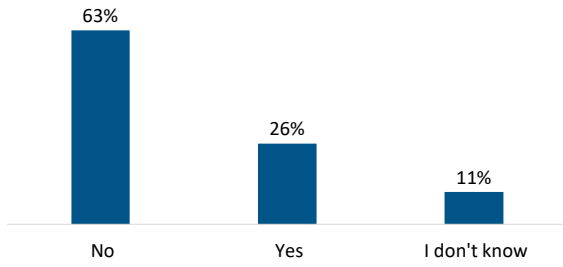
Section 4: College Readiness and/or GEAR UP Involvement

Please select to what extent your school promotes each of the following activities. Then, please indicate whether you have been involved in that activity (e.g., as a participant, activity organizer).

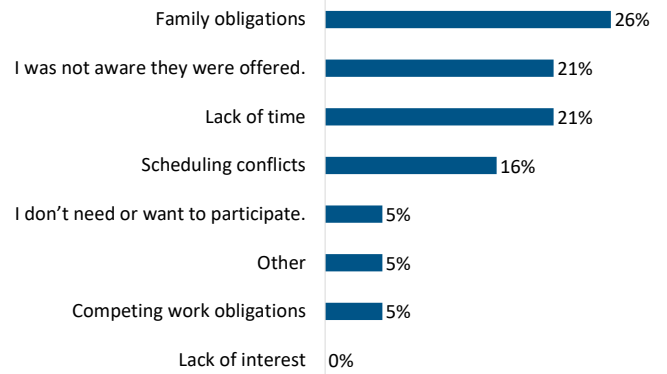
	extent your school promotes each of the following activities				been involved in that activity	
	Extremely	Moderately	Slightly	Not at all	No	Yes
Academic planning/career advising	72%	22%	6%	0%	48%	52%
Academic/tutoring support	61%	33%	6%	0%	43%	57%
ACT/SAT preparation	61%	39%	0%	0%	54%	46%
Assistance with completing financial aid forms (FAFSA)	83%	17%	0%	0%	64%	36%
College Application and Exploration Week	61%	28%	11%	0%	57%	43%
College campus visits (including virtual)	56%	33%	11%	0%	51%	49%
College Decision Day and/or other acceptance events	50%	44%	6%	0%	65%	35%
Credit recovery, AP, and dual credit opportunities	94%	6%	0%	0%	58%	42%
Financial literacy workshops	44%	28%	22%	6%	76%	24%
Mentoring programs (e.g., Student Success Society)	56%	22%	17%	6%	73%	27%
One-on-one advising with students	61%	22%	17%	0%	43%	57%
Parent/family peer networks	39%	33%	22%	6%	62%	38%
Professional development	44%	33%	22%	0%	46%	54%
Summer activities (e.g., Student Leadership Academy)	50%	50%	0%	0%	76%	24%
Text 4 Success initiative	11%	28%	17%	44%	90%	10%

Note: Blue column percentages are based on those respondents who indicated promotion of an activity. Pink column percentages are based on those respondents who indicated they were involved in an activity.

Have you ever participated in GEAR UP-sponsored activities or received support through GEAR UP?



If you did not participate in one or more of these activities/services, why not?*



Final Note: Additional questions from the personnel survey that were only for site coordinators are not included in this report to protect their anonymity.



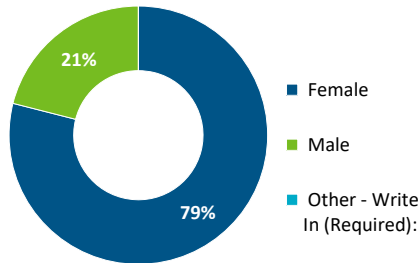
School-Level Response Rate:	
Estimated School Personnel	41
Surveys Received	19
Response Rate	46%

School Name:	Logan Middle School
Survey Type:	School Personnel Survey Report

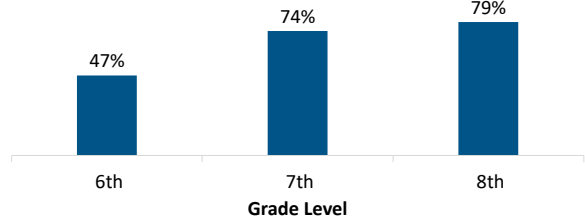
Note: Throughout this report, all percentages are rounded to the nearest whole number; amounts lower than 0.5% are rounded down to 0%. An asterick indicates a select all that apply question; amounts may exceed 100%.

Section 1: About Yourself

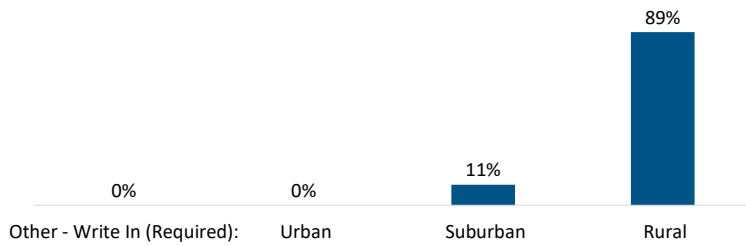
What is your gender?



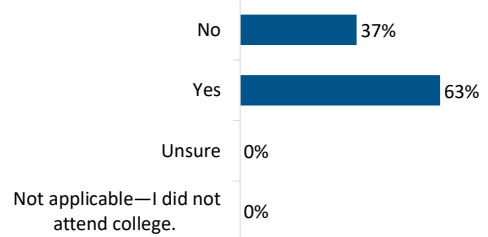
What current grade level(s) do you serve?*



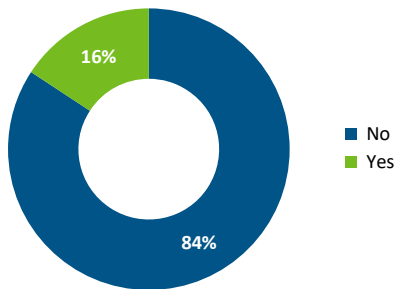
What type of community did you grow up in?



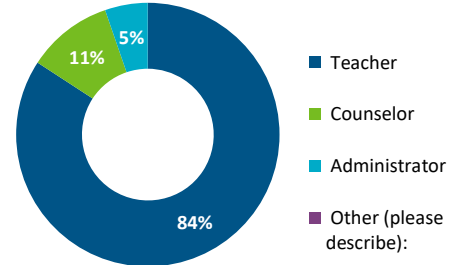
When you attended college, were you a first-generation college student?



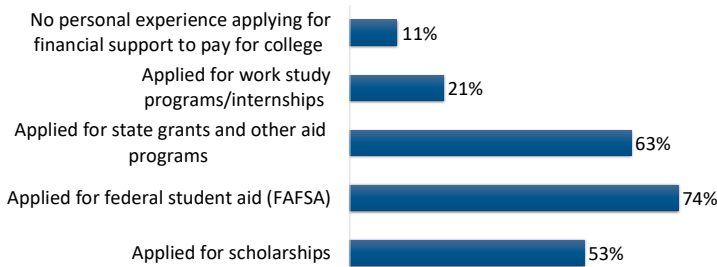
Are you a GEAR UP site coordinator?



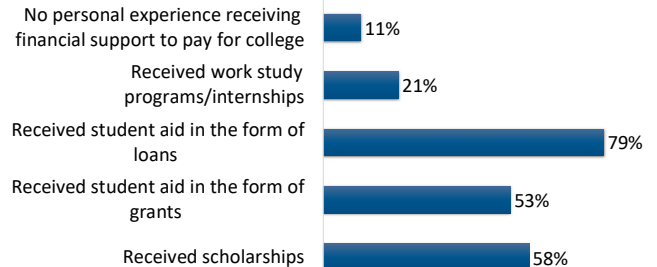
What is your current primary position at your school?



What has been your personal experience applying for financing for postsecondary education?*

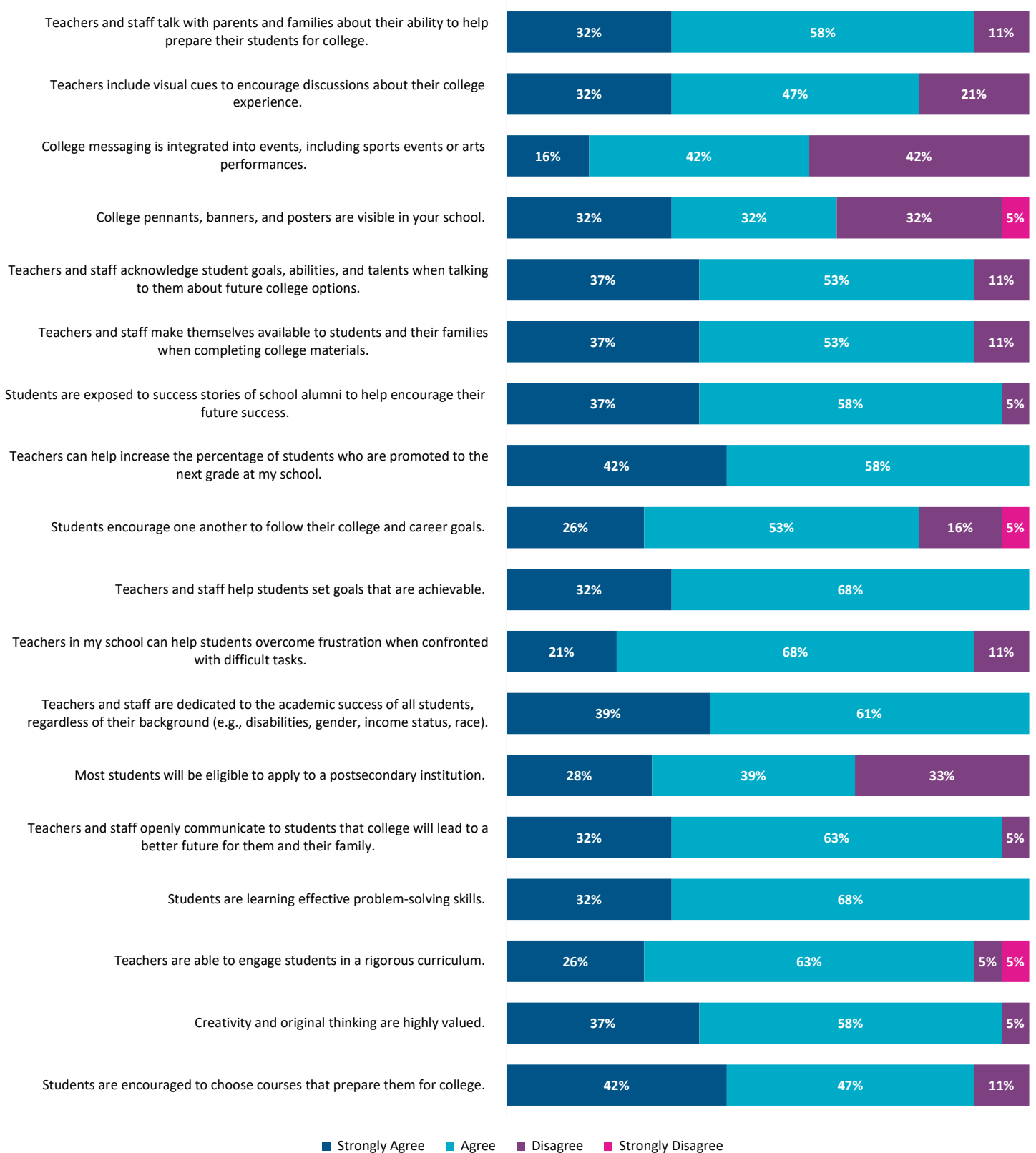


What has been your personal experience receiving financing for postsecondary education?*

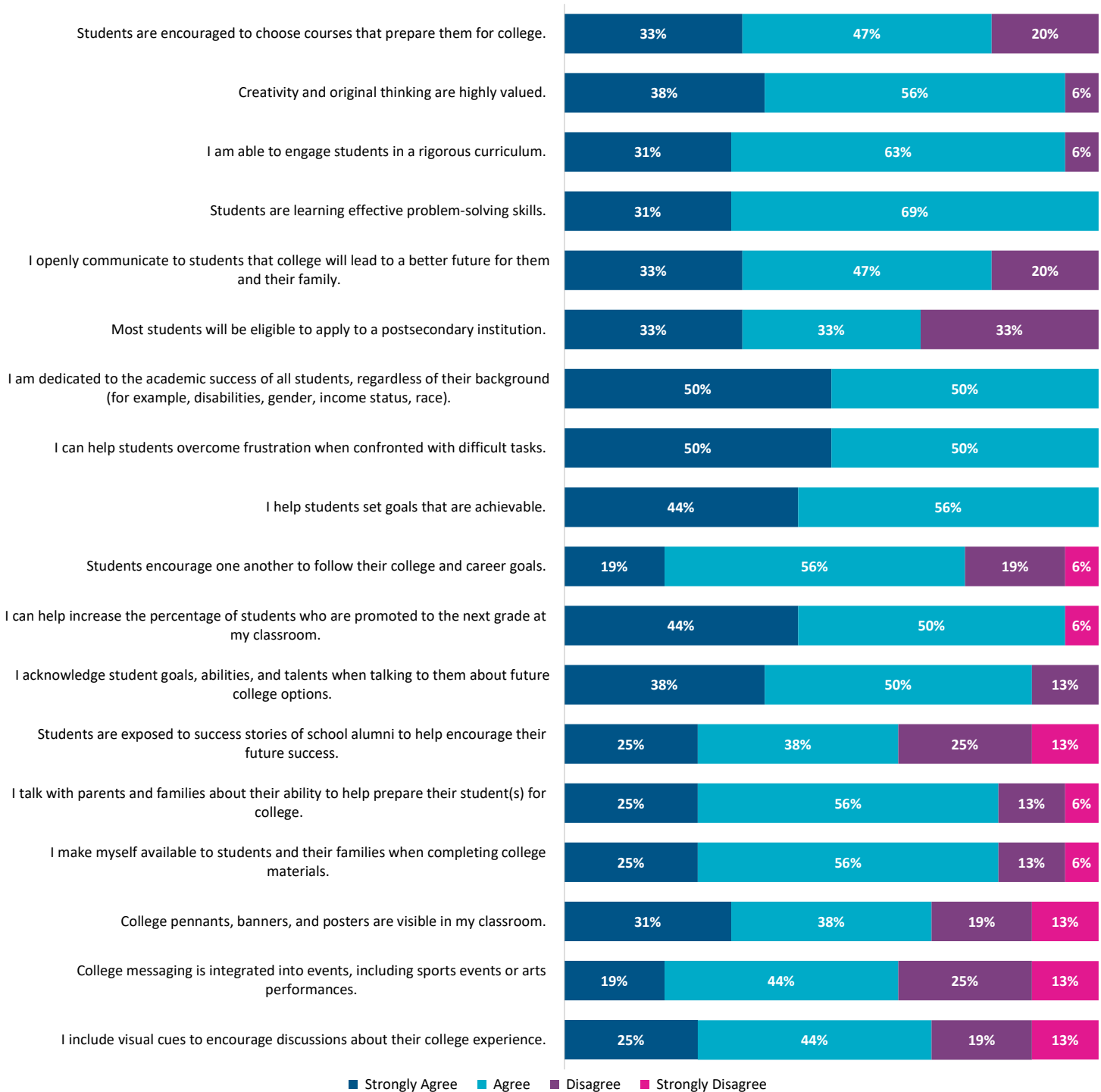


Section 2: School Culture

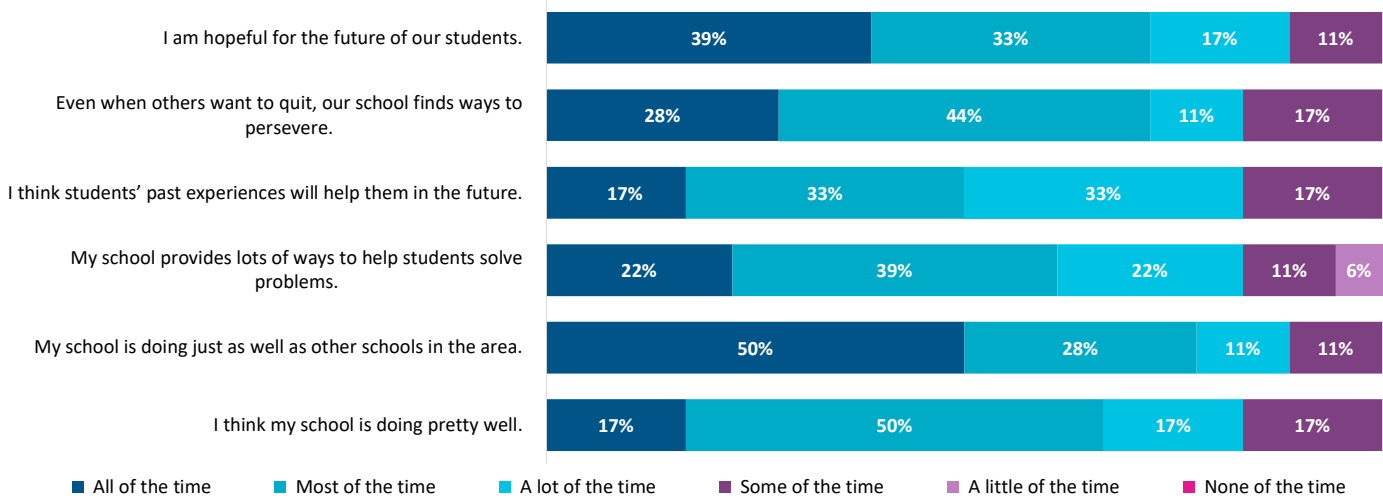
Please rate your level of agreement with each statement as it reflects YOUR SCHOOL:



Teachers only: Please rate your level of agreement with each statement as it reflects YOUR CLASSROOM:

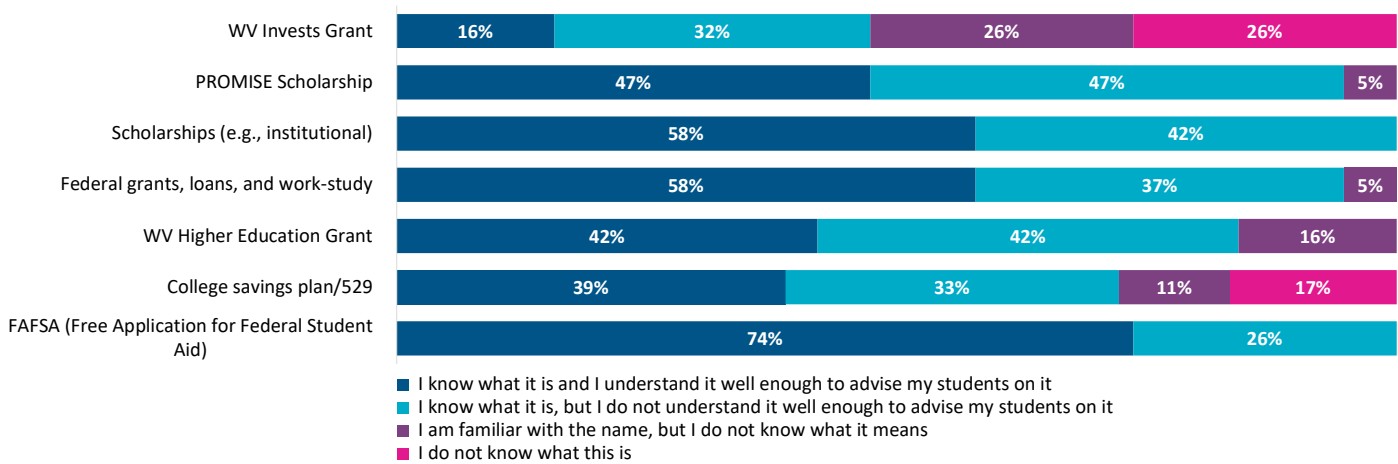


Please read the following sentences below and think about how your school is doing in most situations.

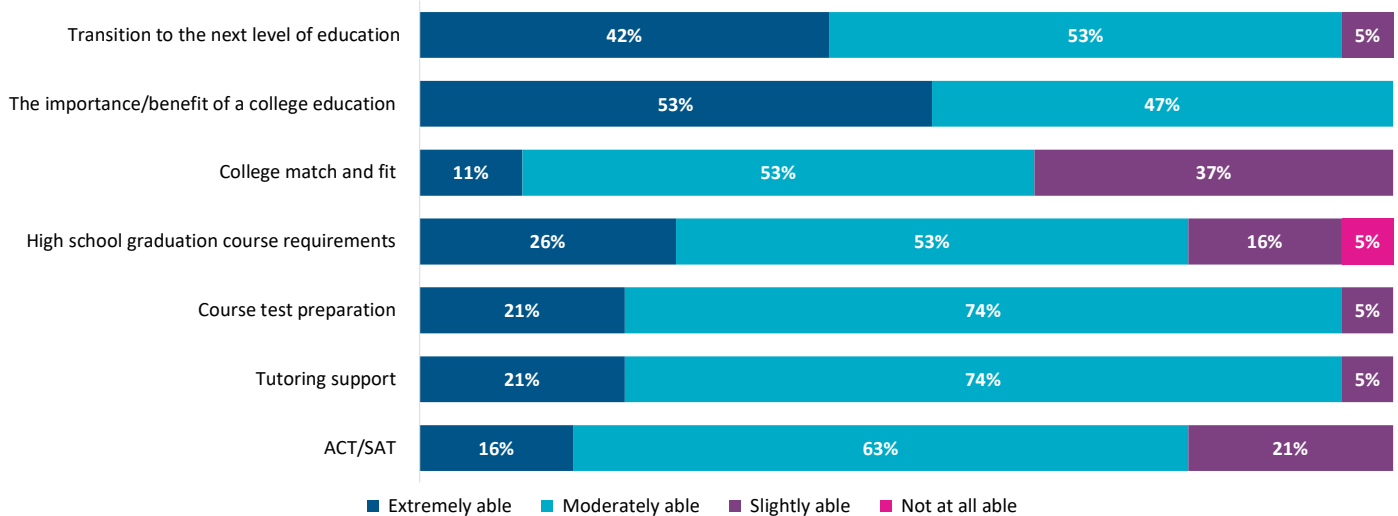


Section 3: College and Financial Aid Knowledge

Please rate your level of knowledge about each of the following programs that students and families can use to pay for college.



Please rate your ability to assist students and their families in understanding the following topics.



Financial aid programs available to West Virginia Students[^]

This need-based financial aid program for West Virginia students provided maximum annual awards of \$3,000 during the 2021-22 school year. This amount does not need to be paid back.



This merit-based financial aid program for West Virginia residents offers up to \$4,750 annually to cover the cost of tuition and mandatory fees. This amount does not need to be paid back.



This financial aid program for West Virginia students enrolled in eligible certificate and associate degree programs provides aid to cover the remaining amount of tuition, mandatory fees, and academic program fees that are not covered by other scholarships and grants.

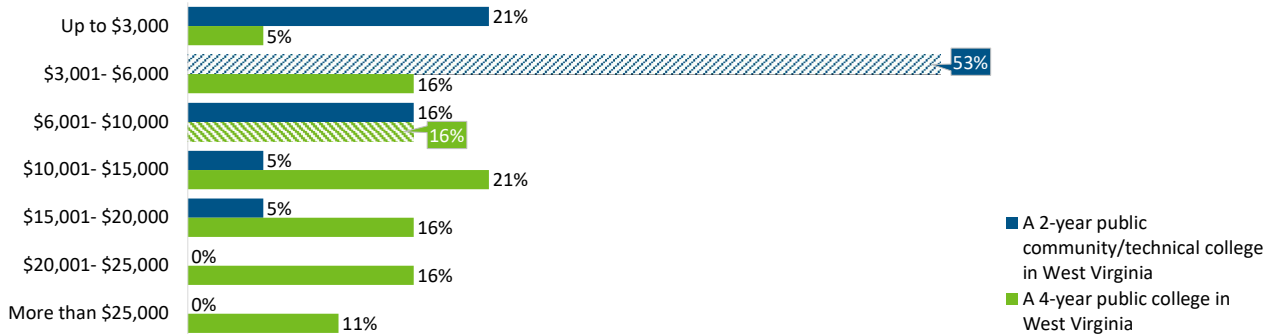


This need-based U.S. financial aid program provided qualifying students up to \$6,495 during the 2021-22 school year. This amount does not need to be paid back.



[^]The correct responses are indicated by the color filled bar.

On average, how much do you think it costs for one year of in-state tuition to attend the following college options in West Virginia? Your estimate should not include the cost of food, housing, or books. [^]



[^]The correct responses are indicated by pattern filled bar.

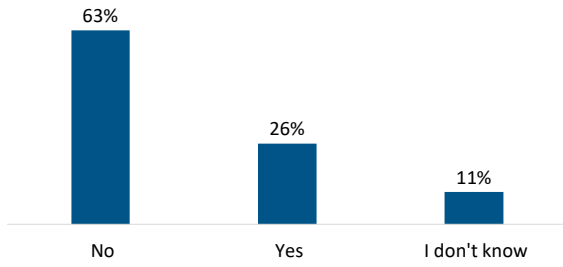
Section 4: College Readiness and/or GEAR UP Involvement

Please select to what extent your school promotes each of the following activities. Then, please indicate whether you have been involved in that activity (e.g., as a participant, activity organizer).

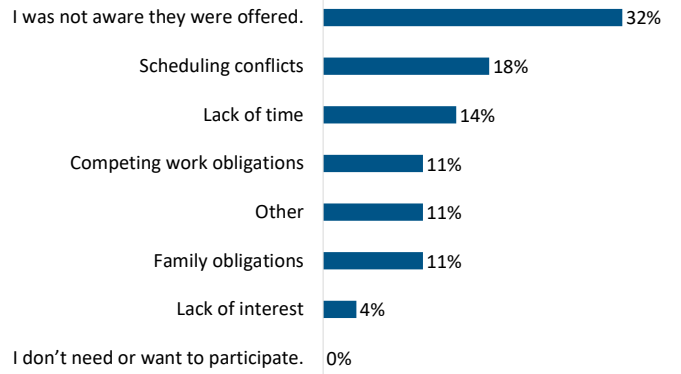
	<i>extent your school promotes each of the following activities</i>				<i>been involved in that activity</i>	
	Extremely	Moderately	Slightly	Not at all	No	Yes
Academic planning/career advising	28%	50%	22%	0%	48%	52%
Academic/tutoring support	44%	50%	6%	0%	43%	57%
ACT/SAT preparation	6%	33%	22%	39%	54%	46%
Assistance with completing financial aid forms (FAFSA)	0%	33%	22%	44%	64%	36%
College Application and Exploration Week	6%	72%	11%	11%	57%	43%
College campus visits (including virtual)	17%	44%	28%	11%	51%	49%
College Decision Day and/or other acceptance events	0%	39%	11%	50%	65%	35%
Credit recovery, AP, and dual credit opportunities	0%	39%	33%	28%	58%	42%
Financial literacy workshops	11%	44%	11%	33%	76%	24%
Mentoring programs (e.g., Student Success Society)	6%	56%	17%	22%	73%	27%
One-on-one advising with students	39%	39%	22%	0%	43%	57%
Parent/family peer networks	33%	50%	11%	6%	62%	38%
Professional development	39%	39%	17%	6%	46%	54%
Summer activities (e.g., Student Leadership Academy)	22%	50%	11%	17%	76%	24%
Text 4 Success initiative	0%	39%	11%	50%	90%	10%

Note: Blue column percentages are based on those respondents who indicated promotion of an activity. Pink column percentages are based on those respondents who indicated they were involved in an activity.

Have you ever participated in GEAR UP-sponsored activities or received support through GEAR UP?



If you did not participate in one or more of these activities/services, why not?*



Final Note: Additional questions from the personnel survey that were only for site coordinators are not included in this report to protect their anonymity.



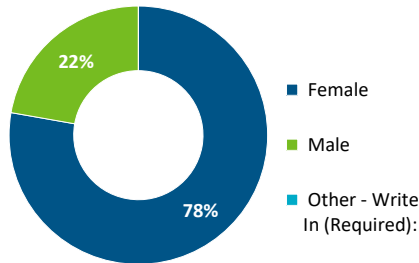
School-Level Response Rate:	
Estimated School Personnel	30
Surveys Received	18
Response Rate	60%

School Name:	Madison Middle School
Survey Type:	School Personnel Survey Report

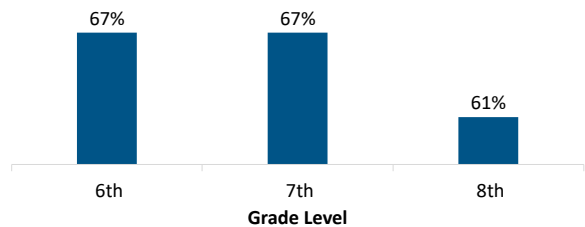
Note: Throughout this report, all percentages are rounded to the nearest whole number; amounts lower than 0.5% are rounded down to 0%. An asterick indicates a select all that apply question; amounts may exceed 100%.

Section 1: About Yourself

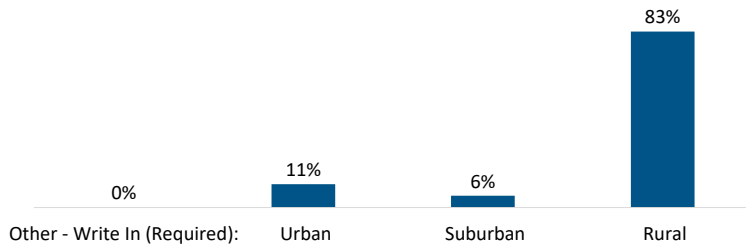
What is your gender?



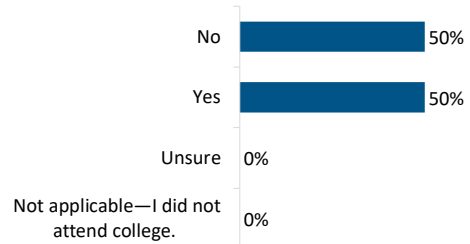
What current grade level(s) do you serve?*



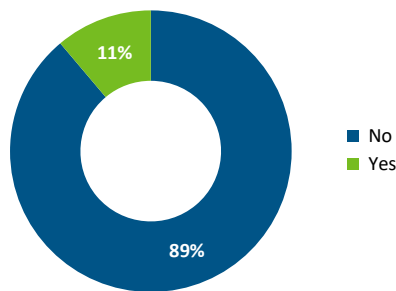
What type of community did you grow up in?



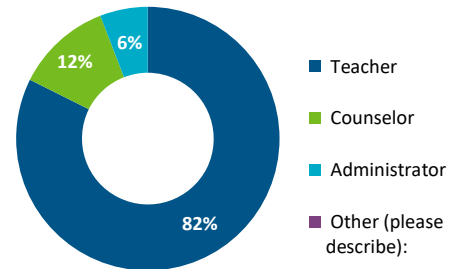
When you attended college, were you a first-generation college student?



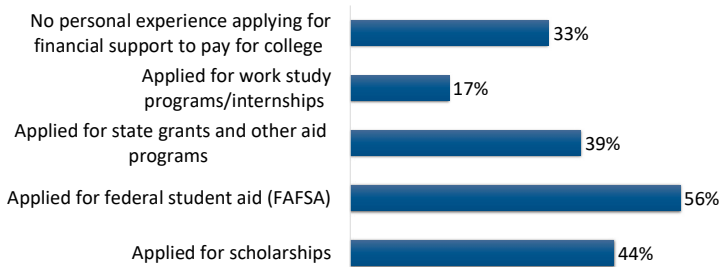
Are you a GEAR UP site coordinator?



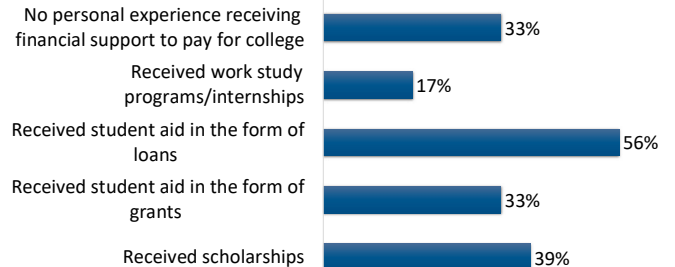
What is your current primary position at your school?



What has been your personal experience applying for financing for postsecondary education?*

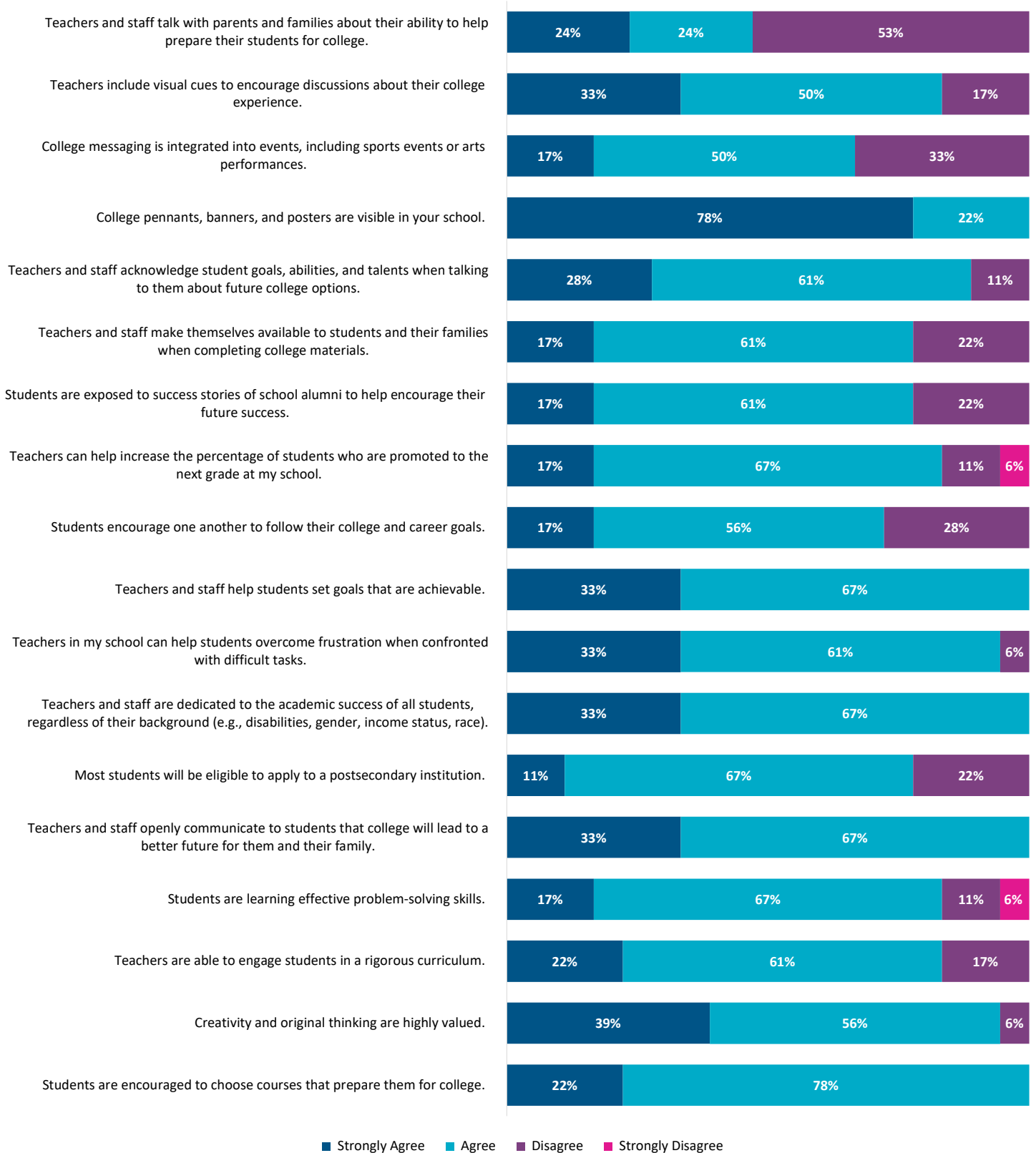


What has been your personal experience receiving financing for postsecondary education?*

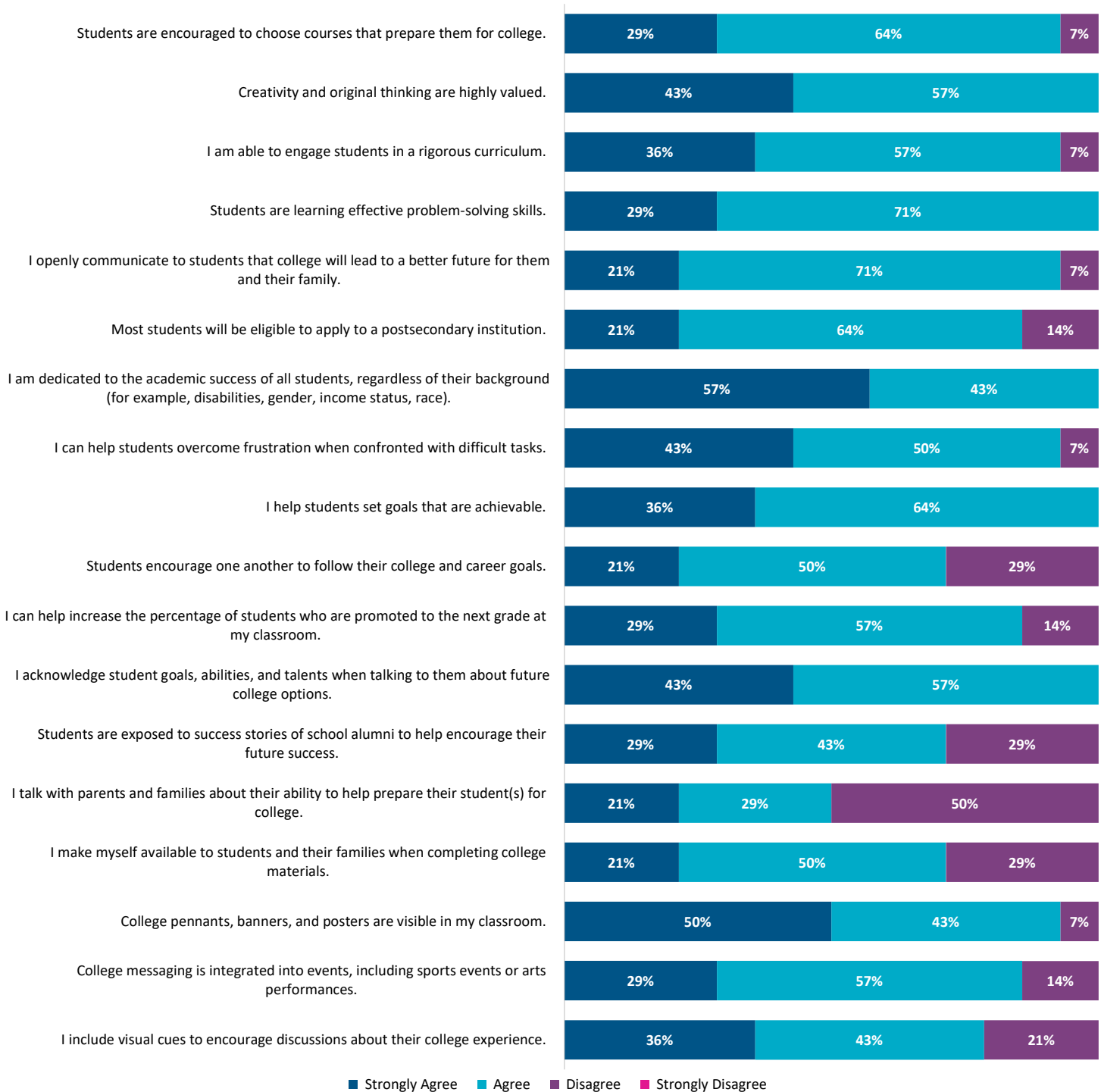


Section 2: School Culture

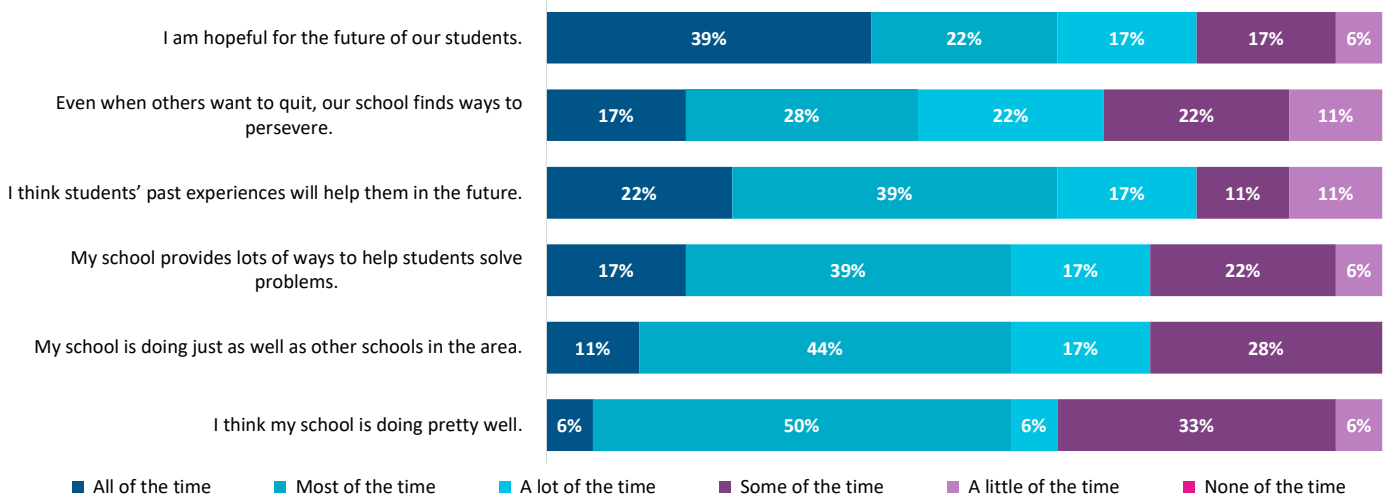
Please rate your level of agreement with each statement as it reflects YOUR SCHOOL:



Teachers only: Please rate your level of agreement with each statement as it reflects YOUR CLASSROOM:

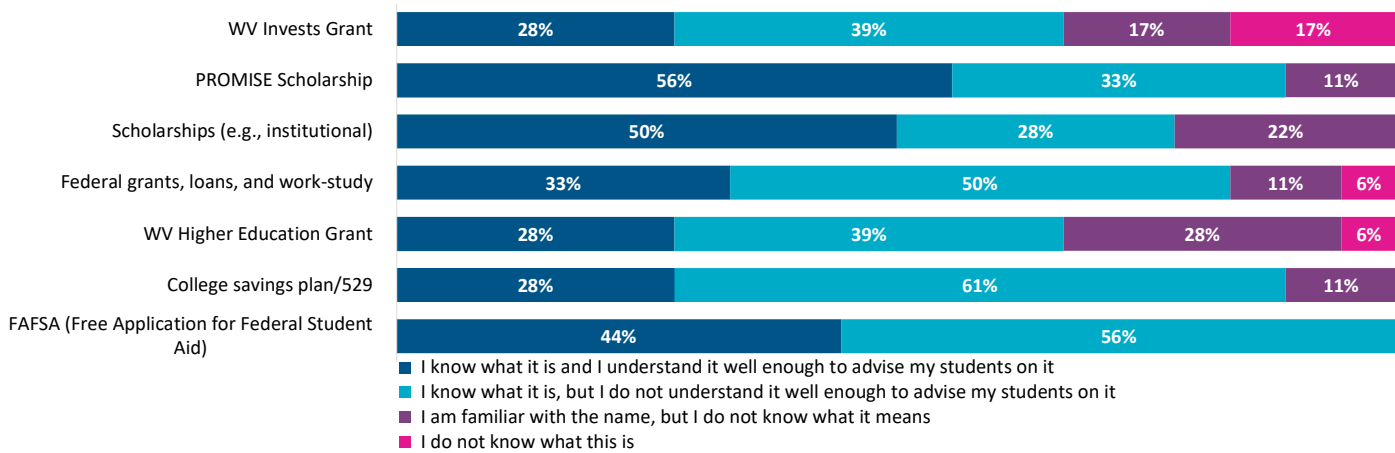


Please read the following sentences below and think about how your school is doing in most situations.

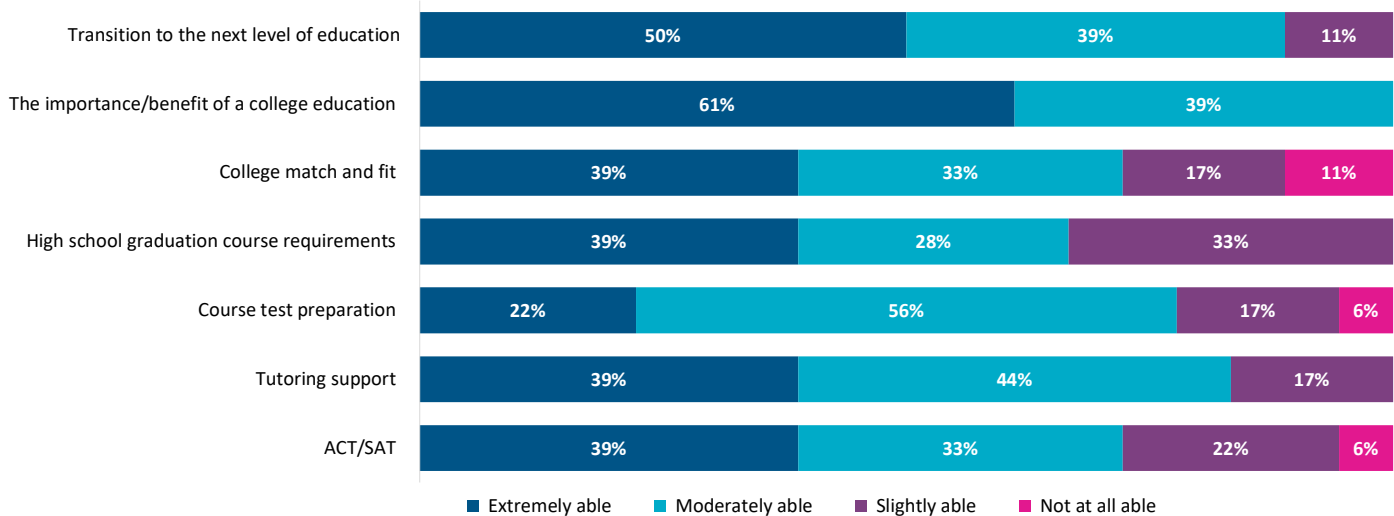


Section 3: College and Financial Aid Knowledge

Please rate your level of knowledge about each of the following programs that students and families can use to pay for college.



Please rate your ability to assist students and their families in understanding the following topics.



Financial aid programs available to West Virginia Students[^]

This need-based financial aid program for West Virginia students provided maximum annual awards of \$3,000 during the 2021-22 school year. This amount does not need to be paid back.



This merit-based financial aid program for West Virginia residents offers up to \$4,750 annually to cover the cost of tuition and mandatory fees. This amount does not need to be paid back.



This financial aid program for West Virginia students enrolled in eligible certificate and associate degree programs provides aid to cover the remaining amount of tuition, mandatory fees, and academic program fees that are not covered by other scholarships and grants.

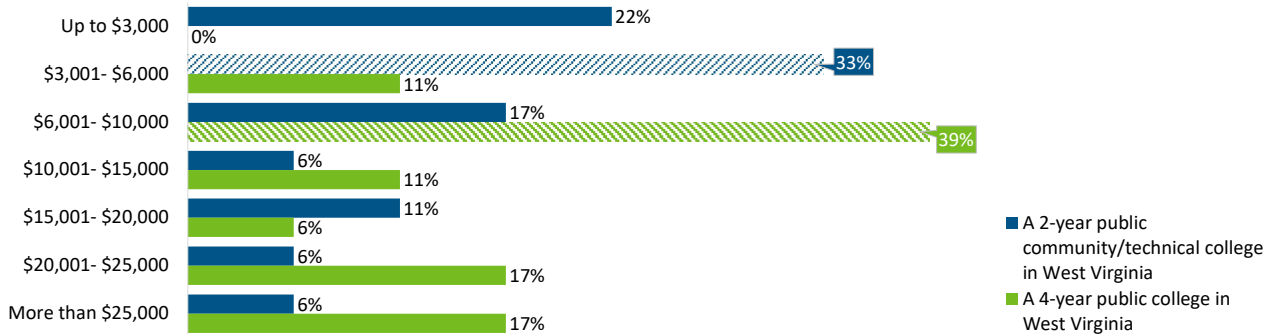


This need-based U.S. financial aid program provided qualifying students up to \$6,495 during the 2021-22 school year. This amount does not need to be paid back.



[^]The correct responses are indicated by the color filled bar.

On average, how much do you think it costs for one year of in-state tuition to attend the following college options in West Virginia? Your estimate should not include the cost of food, housing, or books. [^]



[^]The correct responses are indicated by pattern filled bar.

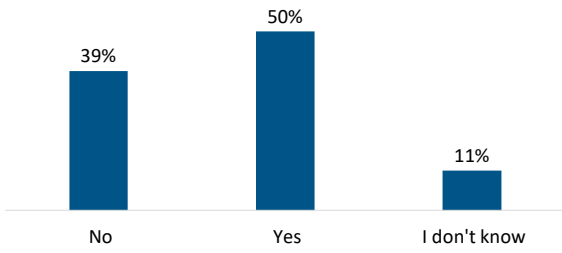
Section 4: College Readiness and/or GEAR UP Involvement

Please select to what extent your school promotes each of the following activities. Then, please indicate whether you have been involved in that activity (e.g., as a participant, activity organizer).

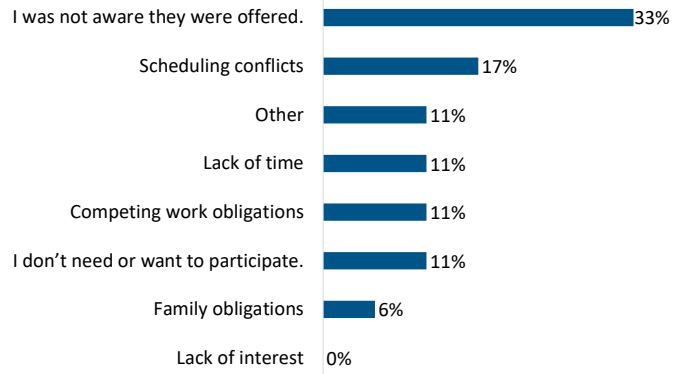
	extent your school promotes each of the following activities				been involved in that activity	
	Extremely	Moderately	Slightly	Not at all	No	Yes
Academic planning/career advising	22%	61%	6%	11%	48%	52%
Academic/tutoring support	50%	33%	11%	6%	43%	57%
ACT/SAT preparation	6%	18%	18%	59%	54%	46%
Assistance with completing financial aid forms (FAFSA)	6%	11%	11%	72%	64%	36%
College Application and Exploration Week	67%	22%	6%	6%	57%	43%
College campus visits (including virtual)	83%	17%	0%	0%	51%	49%
College Decision Day and/or other acceptance events	11%	17%	33%	39%	65%	35%
Credit recovery, AP, and dual credit opportunities	18%	6%	6%	71%	58%	42%
Financial literacy workshops	22%	17%	11%	50%	76%	24%
Mentoring programs (e.g., Student Success Society)	18%	29%	18%	35%	73%	27%
One-on-one advising with students	28%	39%	17%	17%	43%	57%
Parent/family peer networks	11%	44%	17%	28%	62%	38%
Professional development	33%	22%	11%	33%	46%	54%
Summer activities (e.g., Student Leadership Academy)	11%	22%	39%	28%	76%	24%
Text 4 Success initiative	11%	11%	6%	72%	90%	10%

Note: Blue column percentages are based on those respondents who indicated promotion of an activity. Pink column percentages are based on those respondents who indicated they were involved in an activity.

Have you ever participated in GEAR UP-sponsored activities or received support through GEAR UP?



If you did not participate in one or more of these activities/services, why not?*



Final Note: Additional questions from the personnel survey that were only for site coordinators are not included in this report to protect their anonymity.



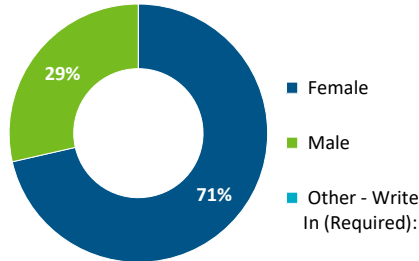
School-Level Response Rate:	
Estimated School Personnel	33
Surveys Received	15
Response Rate	45%

School Name:	Man High School
Survey Type:	School Personnel Survey Report

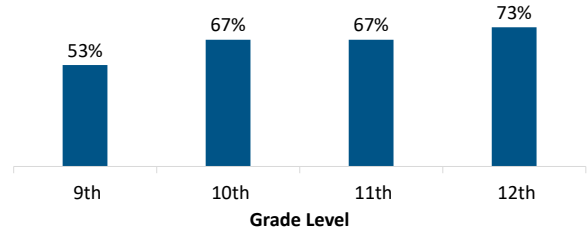
Note: Throughout this report, all percentages are rounded to the nearest whole number; amounts lower than 0.5% are rounded down to 0%. An asterick indicates a select all that apply question; amounts may exceed 100%.

Section 1: About Yourself

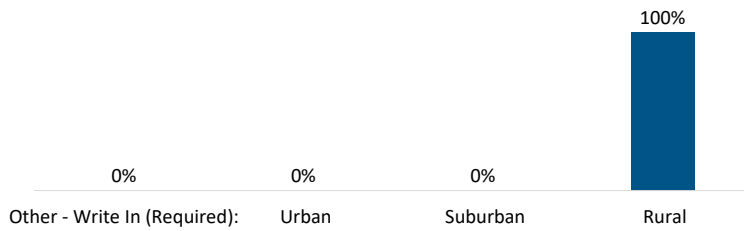
What is your gender?



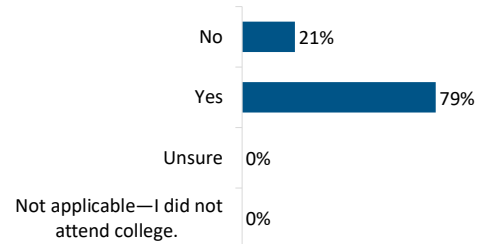
What current grade level(s) do you serve?*



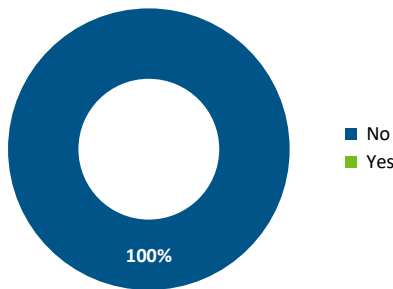
What type of community did you grow up in?



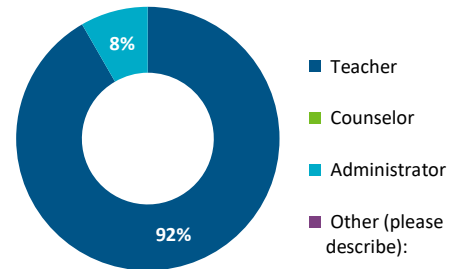
When you attended college, were you a first-generation college student?



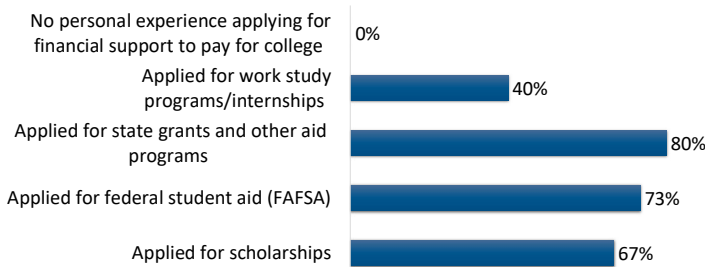
Are you a GEAR UP site coordinator?



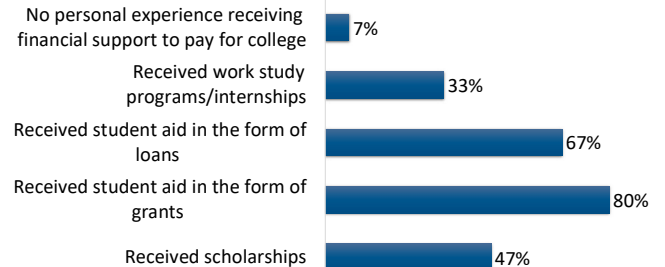
What is your current primary position at your school?



What has been your personal experience applying for financing for postsecondary education?*

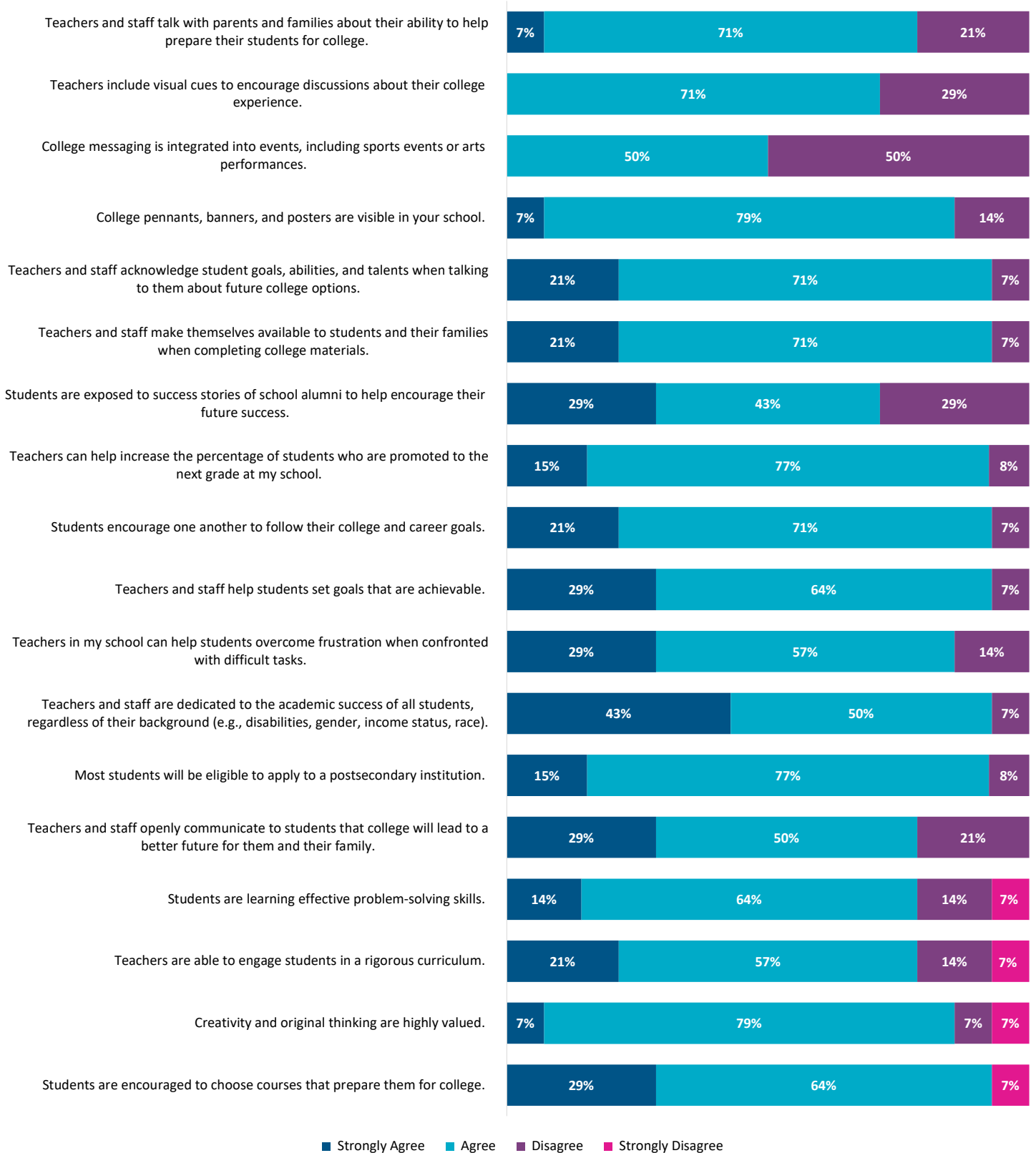


What has been your personal experience receiving financing for postsecondary education?*

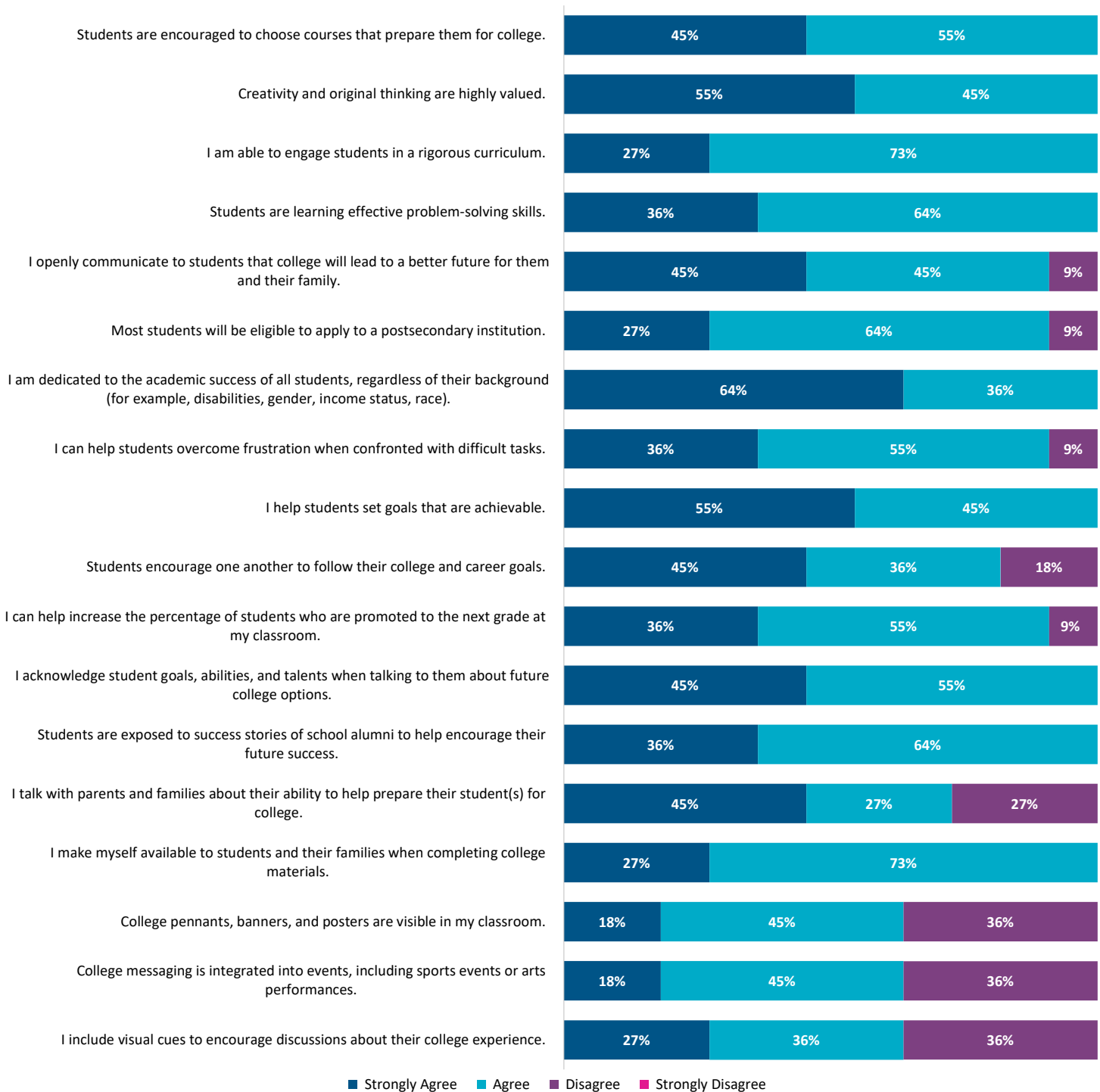


Section 2: School Culture

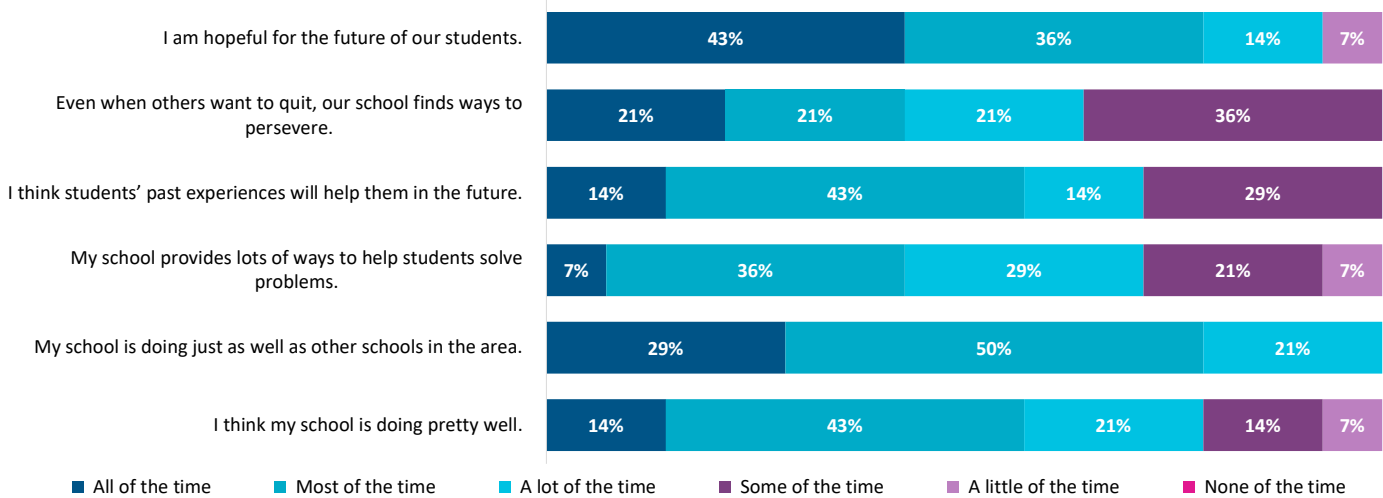
Please rate your level of agreement with each statement as it reflects YOUR SCHOOL:



Teachers only: Please rate your level of agreement with each statement as it reflects YOUR CLASSROOM:

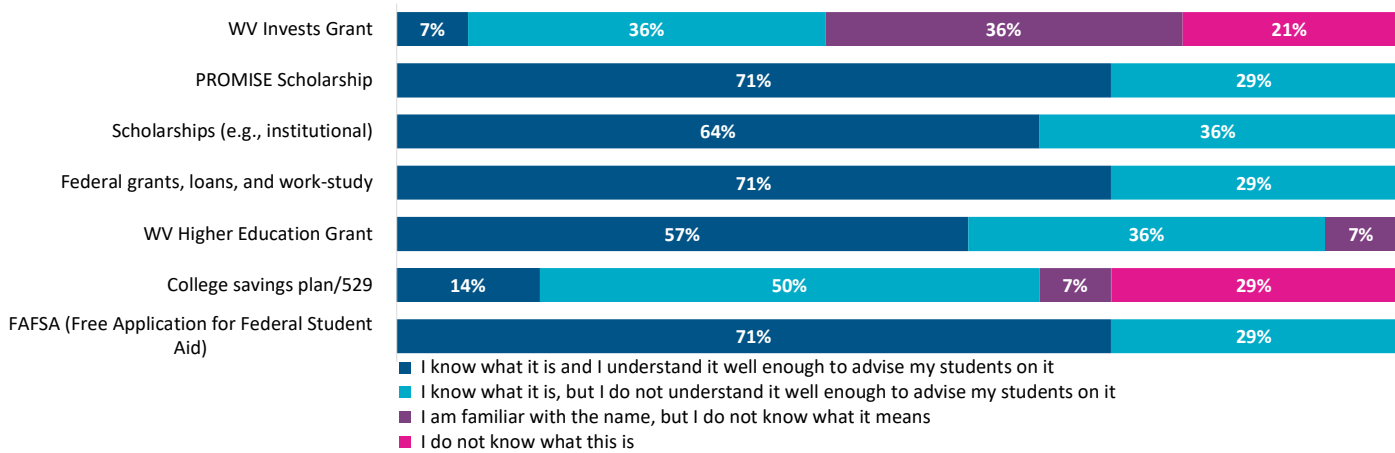


Please read the following sentences below and think about how your school is doing in most situations.

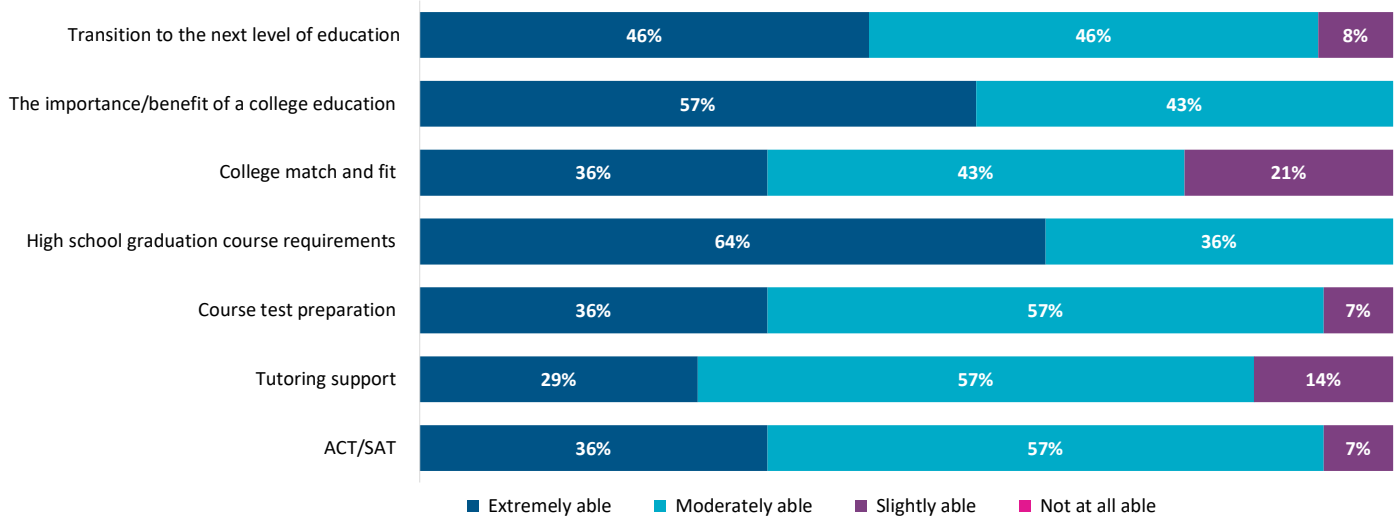


Section 3: College and Financial Aid Knowledge

Please rate your level of knowledge about each of the following programs that students and families can use to pay for college.



Please rate your ability to assist students and their families in understanding the following topics.



Financial aid programs available to West Virginia Students[^]

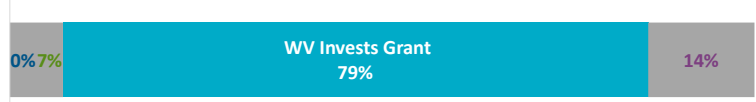
This need-based financial aid program for West Virginia students provided maximum annual awards of \$3,000 during the 2021-22 school year. This amount does not need to be paid back.



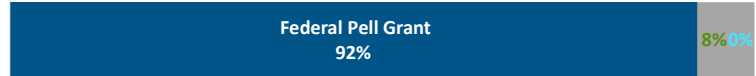
This merit-based financial aid program for West Virginia residents offers up to \$4,750 annually to cover the cost of tuition and mandatory fees. This amount does not need to be paid back.



This financial aid program for West Virginia students enrolled in eligible certificate and associate degree programs provides aid to cover the remaining amount of tuition, mandatory fees, and academic program fees that are not covered by other scholarships and grants.

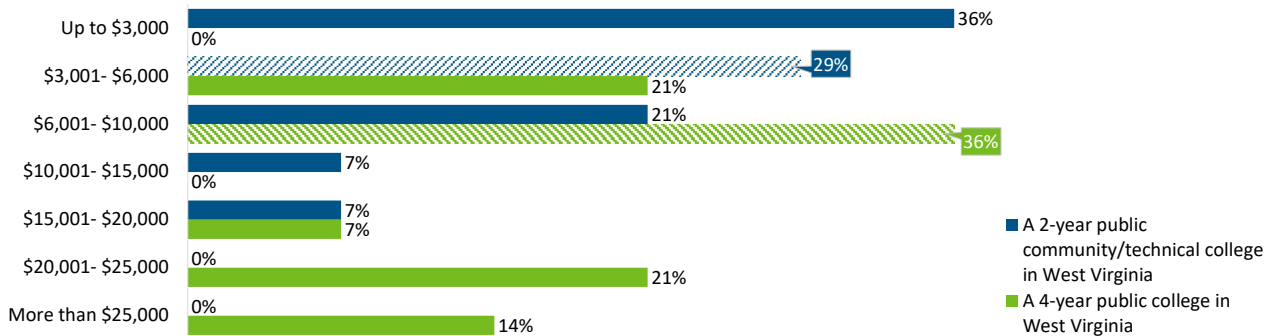


This need-based U.S. financial aid program provided qualifying students up to \$6,495 during the 2021-22 school year. This amount does not need to be paid back.



[^]The correct responses are indicated by the color filled bar.

On average, how much do you think it costs for one year of in-state tuition to attend the following college options in West Virginia? Your estimate should not include the cost of food, housing, or books. [^]



[^]The correct responses are indicated by pattern filled bar.

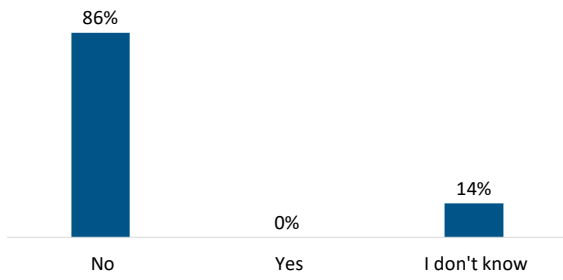
Section 4: College Readiness and/or GEAR UP Involvement

Please select to what extent your school promotes each of the following activities. Then, please indicate whether you have been involved in that activity (e.g., as a participant, activity organizer).

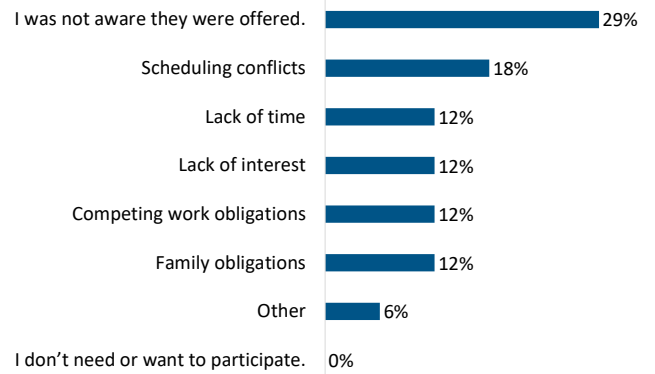
	extent your school promotes each of the following activities				been involved in that activity	
	Extremely	Moderately	Slightly	Not at all	No	Yes
Academic planning/career advising	43%	36%	21%	0%	48%	52%
Academic/tutoring support	29%	57%	14%	0%	43%	57%
ACT/SAT preparation	29%	57%	14%	0%	54%	46%
Assistance with completing financial aid forms (FAFSA)	29%	64%	7%	0%	64%	36%
College Application and Exploration Week	36%	36%	29%	0%	57%	43%
College campus visits (including virtual)	50%	43%	7%	0%	51%	49%
College Decision Day and/or other acceptance events	29%	50%	21%	0%	65%	35%
Credit recovery, AP, and dual credit opportunities	57%	43%	0%	0%	58%	42%
Financial literacy workshops	36%	50%	7%	7%	76%	24%
Mentoring programs (e.g., Student Success Society)	21%	36%	36%	7%	73%	27%
One-on-one advising with students	29%	50%	21%	0%	43%	57%
Parent/family peer networks	7%	43%	43%	7%	62%	38%
Professional development	38%	54%	8%	0%	46%	54%
Summer activities (e.g., Student Leadership Academy)	14%	43%	21%	21%	76%	24%
Text 4 Success initiative	8%	23%	15%	54%	90%	10%

Note: Blue column percentages are based on those respondents who indicated promotion of an activity. Pink column percentages are based on those respondents who indicated they were involved in an activity.

Have you ever participated in GEAR UP-sponsored activities or received support through GEAR UP?



If you did not participate in one or more of these activities/services, why not?*



Final Note: Additional questions from the personnel survey that were only for site coordinators are not included in this report to protect their anonymity.



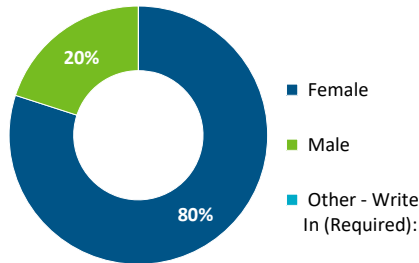
School-Level Response Rate:	
Estimated School Personnel	33
Surveys Received	15
Response Rate	45%

School Name:	Man Middle School
Survey Type:	School Personnel Survey Report

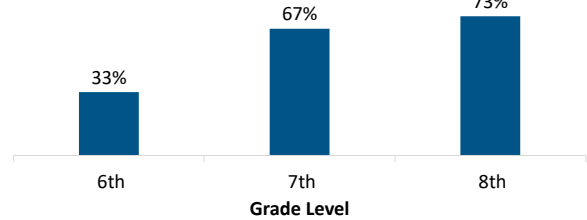
Note: Throughout this report, all percentages are rounded to the nearest whole number; amounts lower than 0.5% are rounded down to 0%. An asterick indicates a select all that apply question; amounts may exceed 100%.

Section 1: About Yourself

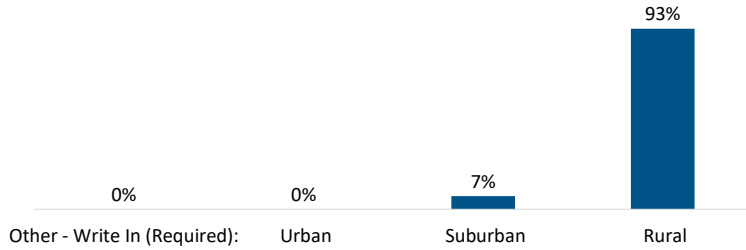
What is your gender?



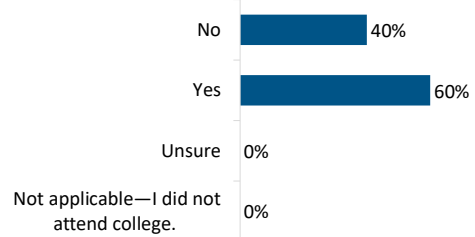
What current grade level(s) do you serve?*



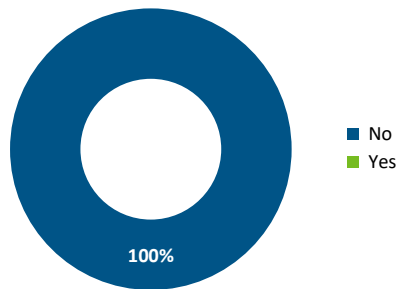
What type of community did you grow up in?



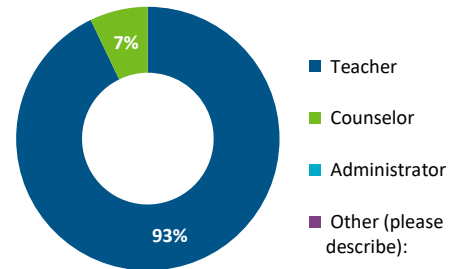
When you attended college, were you a first-generation college student?



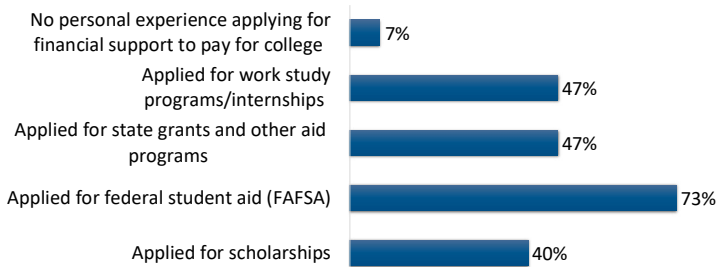
Are you a GEAR UP site coordinator?



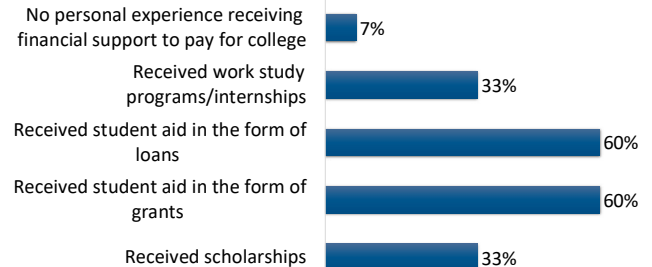
What is your current primary position at your school?



What has been your personal experience applying for financing for postsecondary education?*

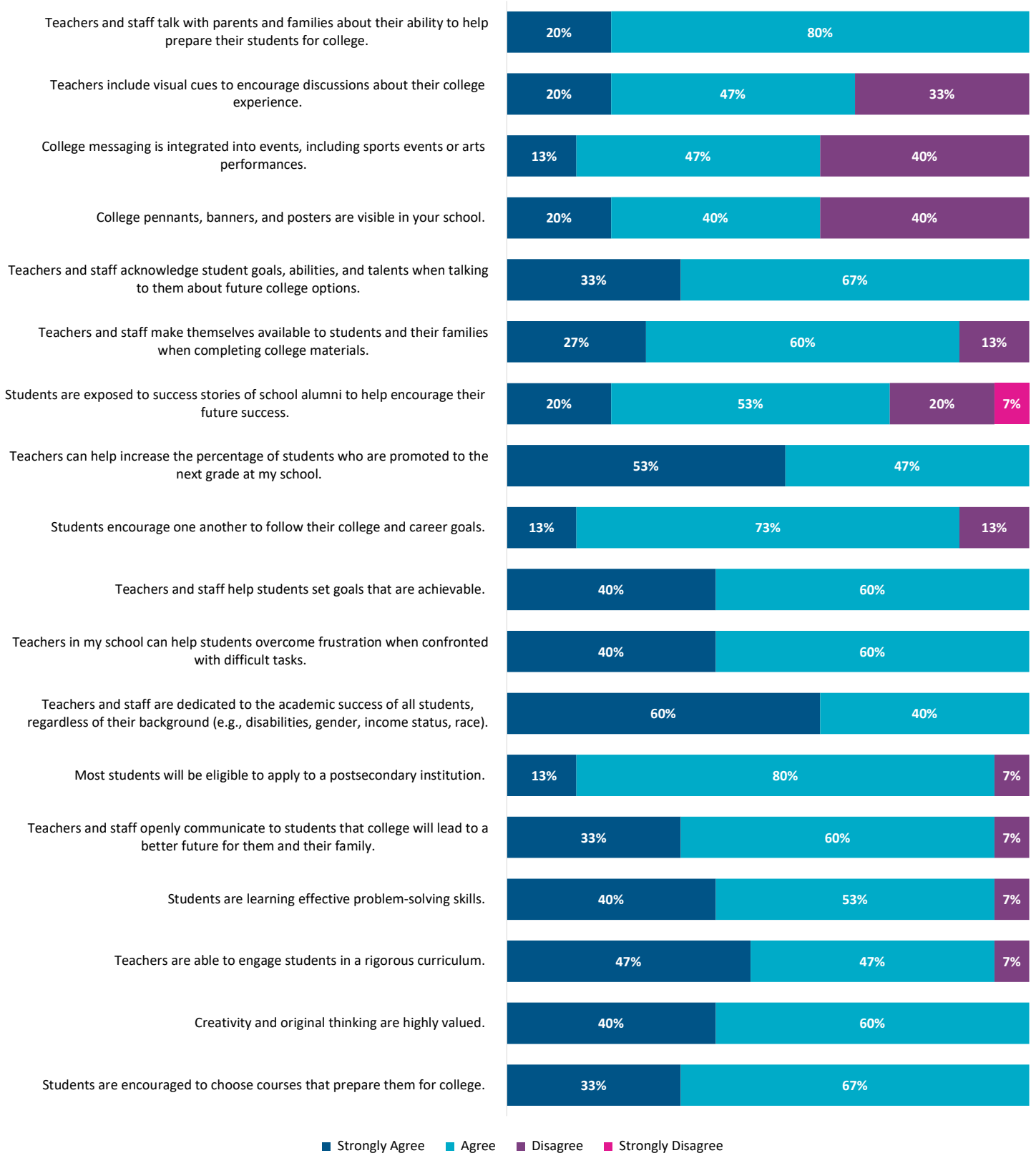


What has been your personal experience receiving financing for postsecondary education?*

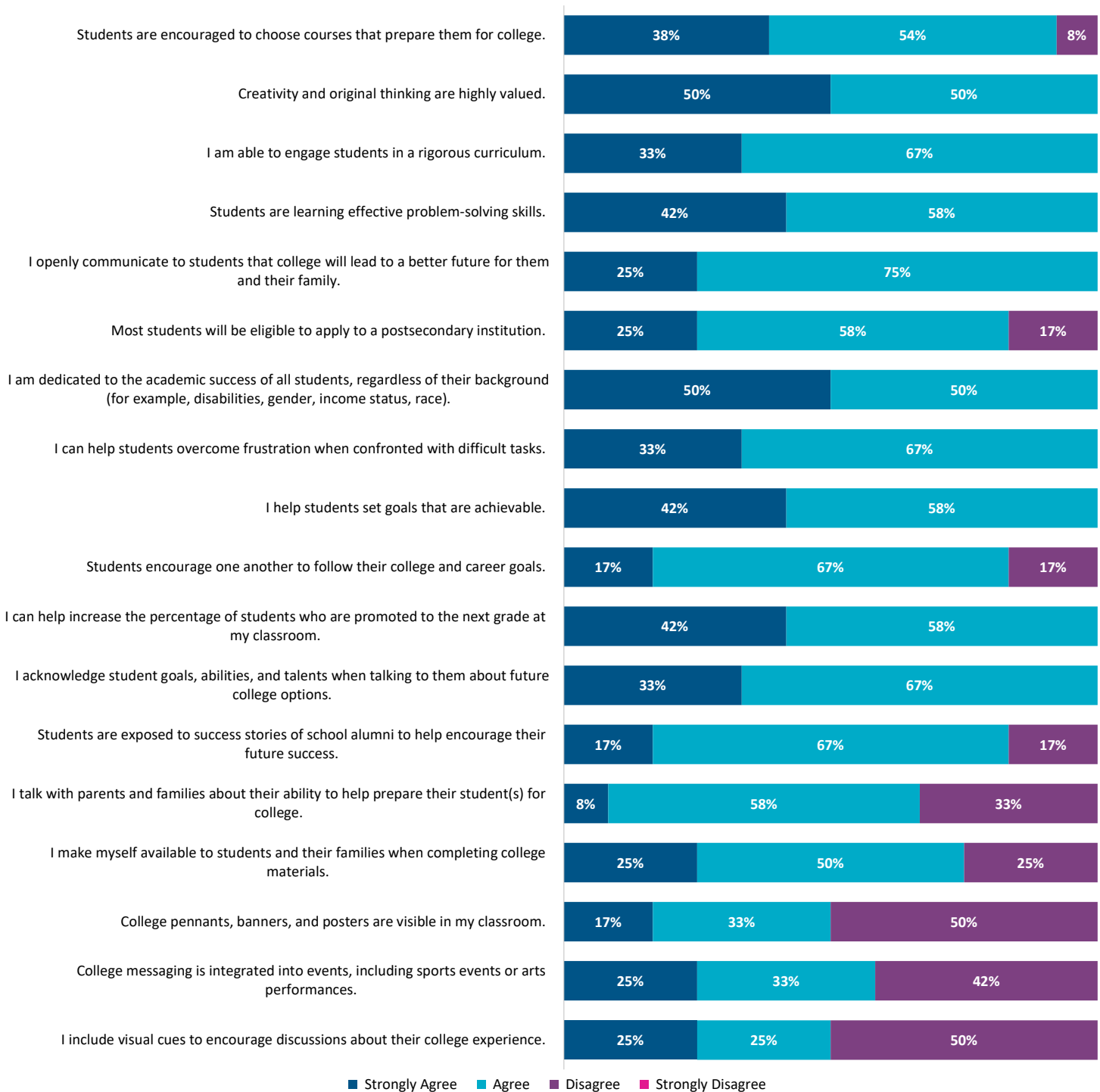


Section 2: School Culture

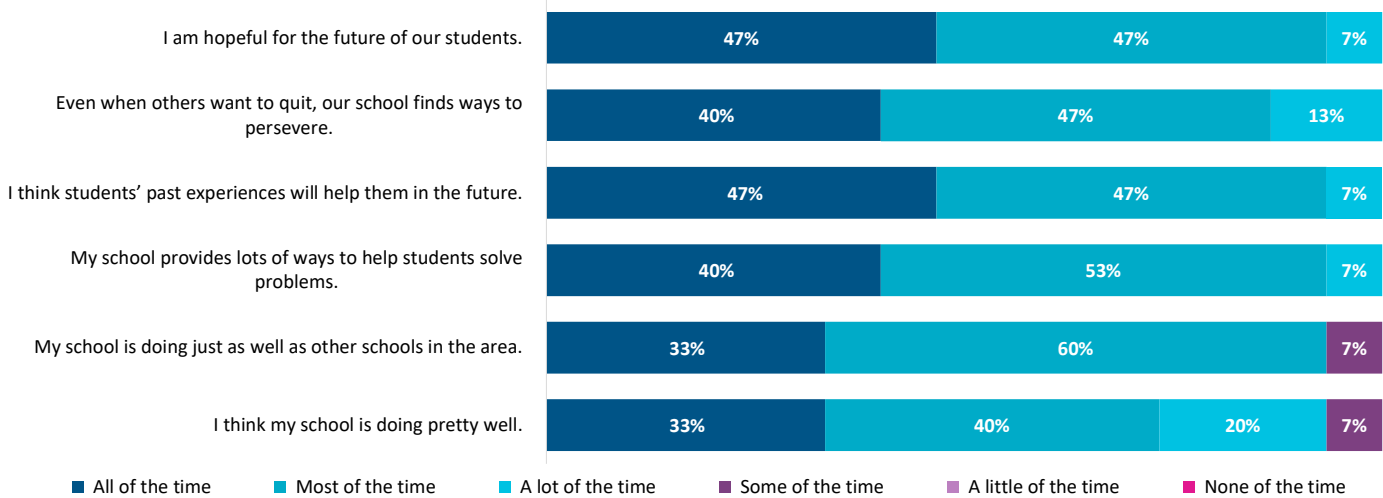
Please rate your level of agreement with each statement as it reflects YOUR SCHOOL:



Teachers only: Please rate your level of agreement with each statement as it reflects YOUR CLASSROOM:

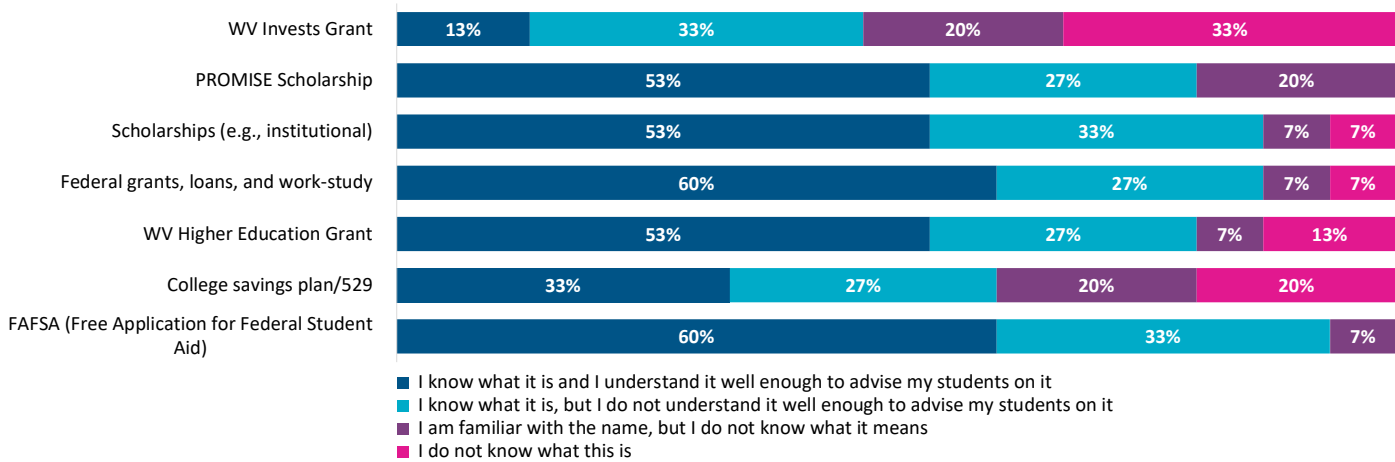


Please read the following sentences below and think about how your school is doing in most situations.

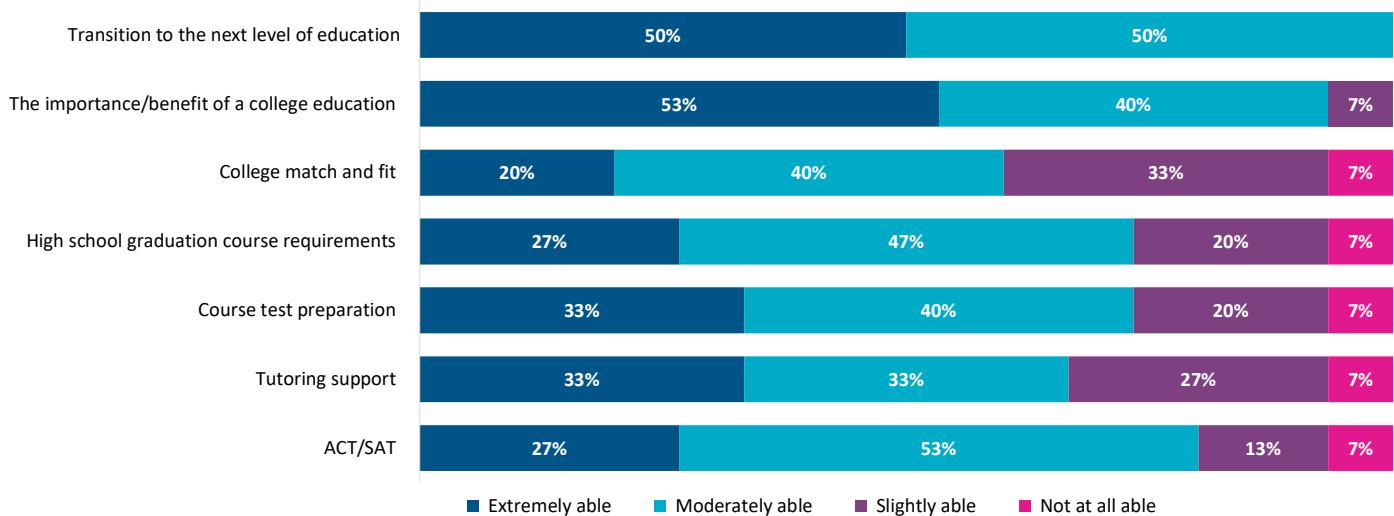


Section 3: College and Financial Aid Knowledge

Please rate your level of knowledge about each of the following programs that students and families can use to pay for college.

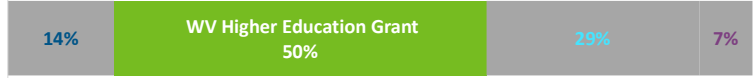


Please rate your ability to assist students and their families in understanding the following topics.



Financial aid programs available to West Virginia Students[^]

This need-based financial aid program for West Virginia students provided maximum annual awards of \$3,000 during the 2021-22 school year. This amount does not need to be paid back.



This merit-based financial aid program for West Virginia residents offers up to \$4,750 annually to cover the cost of tuition and mandatory fees. This amount does not need to be paid back.



This financial aid program for West Virginia students enrolled in eligible certificate and associate degree programs provides aid to cover the remaining amount of tuition, mandatory fees, and academic program fees that are not covered by other scholarships and grants.

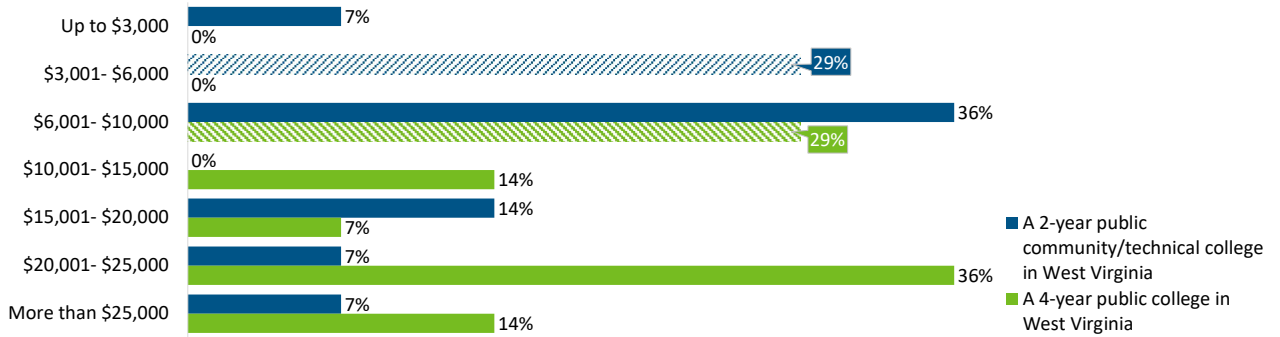


This need-based U.S. financial aid program provided qualifying students up to \$6,495 during the 2021-22 school year. This amount does not need to be paid back.



[^]The correct responses are indicated by the color filled bar.

On average, how much do you think it costs for one year of in-state tuition to attend the following college options in West Virginia? Your estimate should not include the cost of food, housing, or books. [^]



[^]The correct responses are indicated by pattern filled bar.

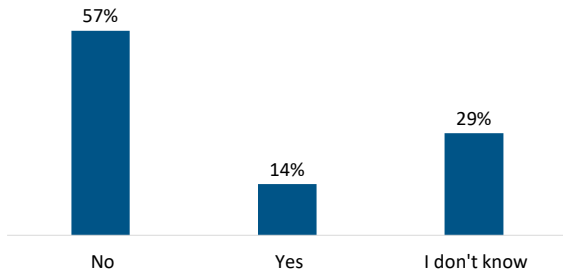
Section 4: College Readiness and/or GEAR UP Involvement

Please select to what extent your school promotes each of the following activities. Then, please indicate whether you have been involved in that activity (e.g., as a participant, activity organizer).

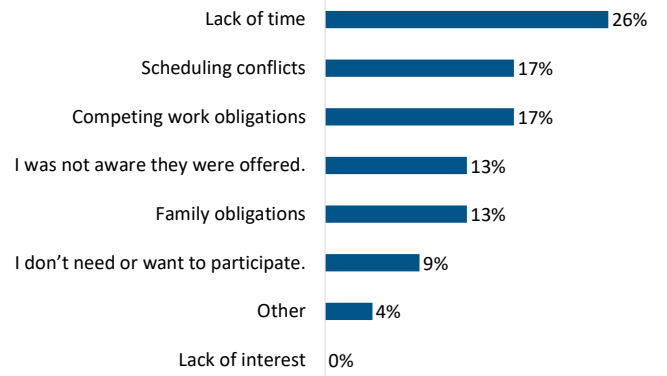
	extent your school promotes each of the following activities				been involved in that activity	
	Extremely	Moderately	Slightly	Not at all	No	Yes
Academic planning/career advising	29%	50%	0%	21%	48%	52%
Academic/tutoring support	36%	43%	14%	7%	43%	57%
ACT/SAT preparation	0%	29%	29%	43%	54%	46%
Assistance with completing financial aid forms (FAFSA)	0%	29%	29%	43%	64%	36%
College Application and Exploration Week	21%	29%	36%	14%	57%	43%
College campus visits (including virtual)	21%	43%	7%	29%	51%	49%
College Decision Day and/or other acceptance events	14%	29%	14%	43%	65%	35%
Credit recovery, AP, and dual credit opportunities	15%	15%	8%	62%	58%	42%
Financial literacy workshops	7%	36%	43%	14%	76%	24%
Mentoring programs (e.g., Student Success Society)	29%	36%	14%	21%	73%	27%
One-on-one advising with students	29%	43%	14%	14%	43%	57%
Parent/family peer networks	36%	29%	21%	14%	62%	38%
Professional development	29%	36%	14%	21%	46%	54%
Summer activities (e.g., Student Leadership Academy)	36%	29%	7%	29%	76%	24%
Text 4 Success initiative	8%	17%	25%	50%	90%	10%

Note: Blue column percentages are based on those respondents who indicated promotion of an activity. Pink column percentages are based on those respondents who indicated they were involved in an activity.

Have you ever participated in GEAR UP-sponsored activities or received support through GEAR UP?



If you did not participate in one or more of these activities/services, why not?*



Final Note: Additional questions from the personnel survey that were only for site coordinators are not included in this report to protect their anonymity.



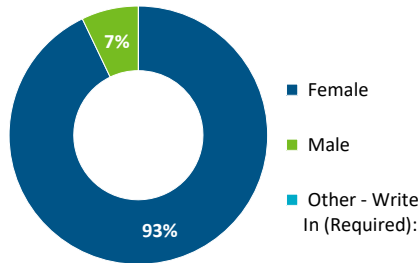
School-Level Response Rate:	
Estimated School Personnel	29
Surveys Received	14
Response Rate	48%

School Name:	Matewan PK8
Survey Type:	School Personnel Survey Report

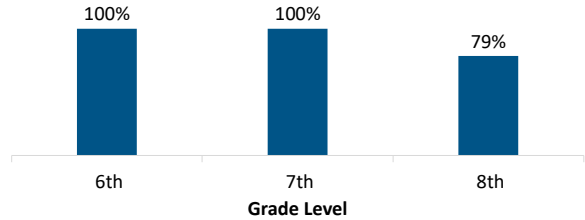
Note: Throughout this report, all percentages are rounded to the nearest whole number; amounts lower than 0.5% are rounded down to 0%. An asterick indicates a select all that apply question; amounts may exceed 100%.

Section 1: About Yourself

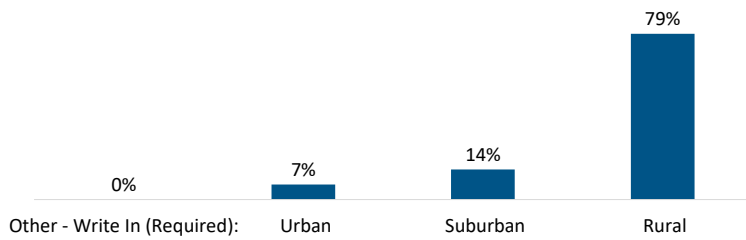
What is your gender?



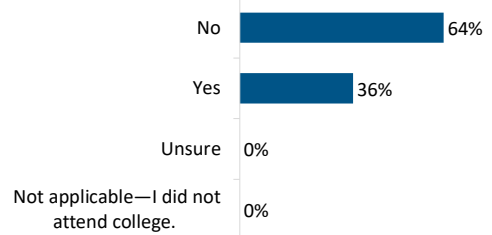
What current grade level(s) do you serve?*



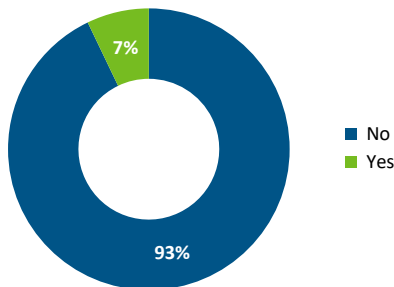
What type of community did you grow up in?



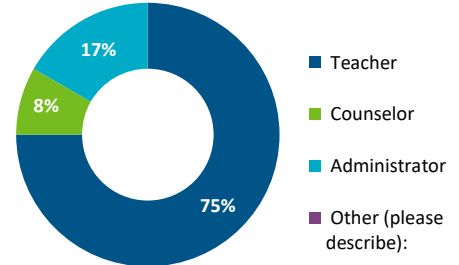
When you attended college, were you a first-generation college student?



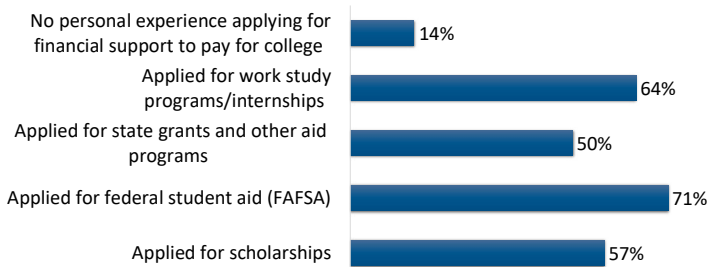
Are you a GEAR UP site coordinator?



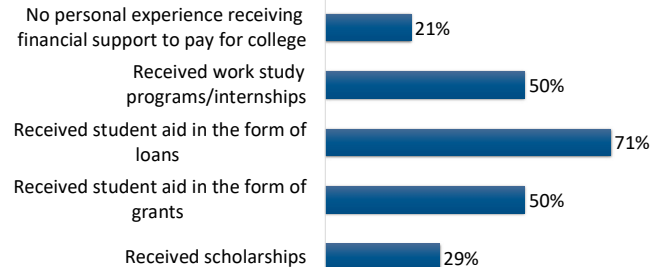
What is your current primary position at your school?



What has been your personal experience applying for financing for postsecondary education?*

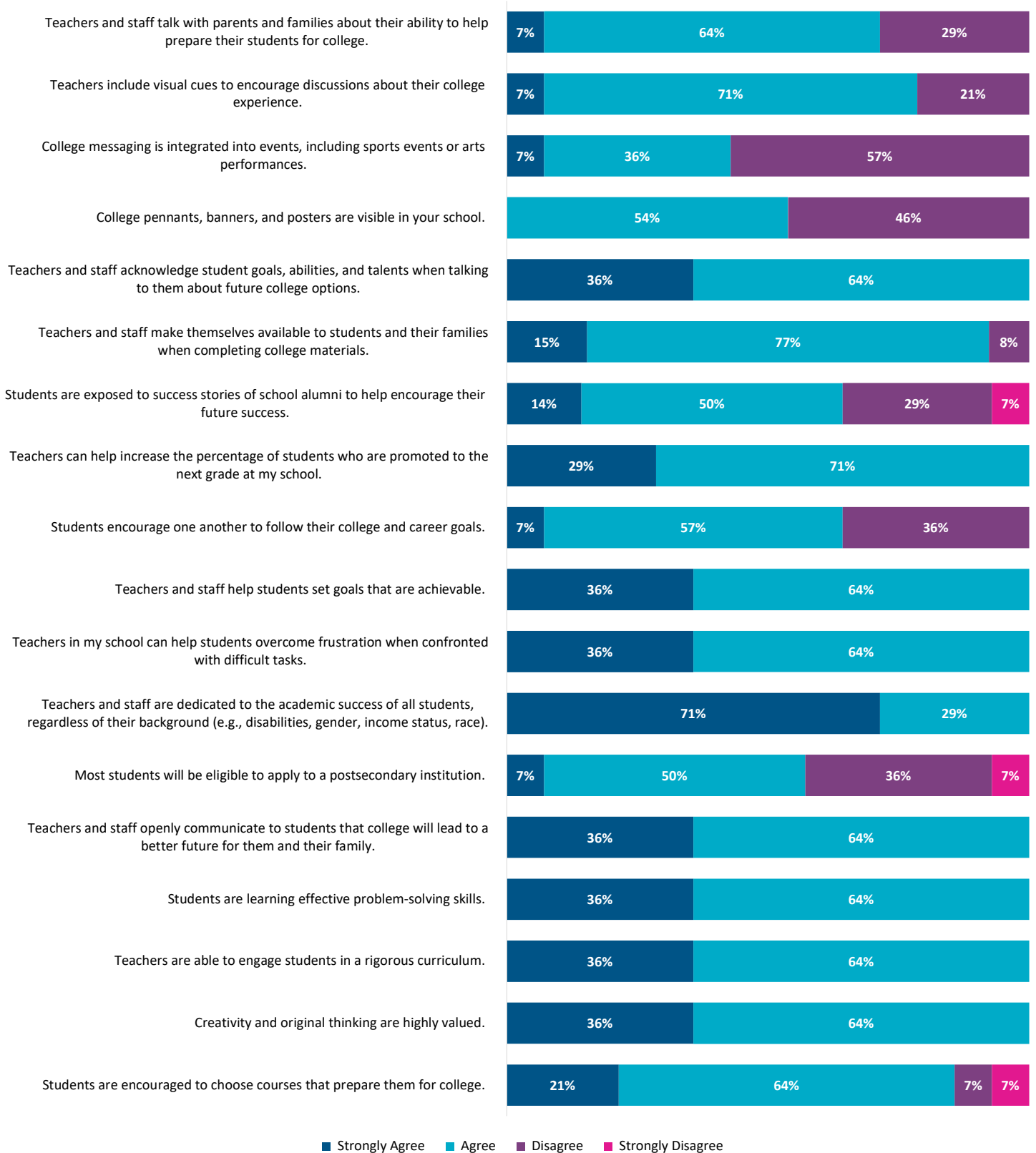


What has been your personal experience receiving financing for postsecondary education?*

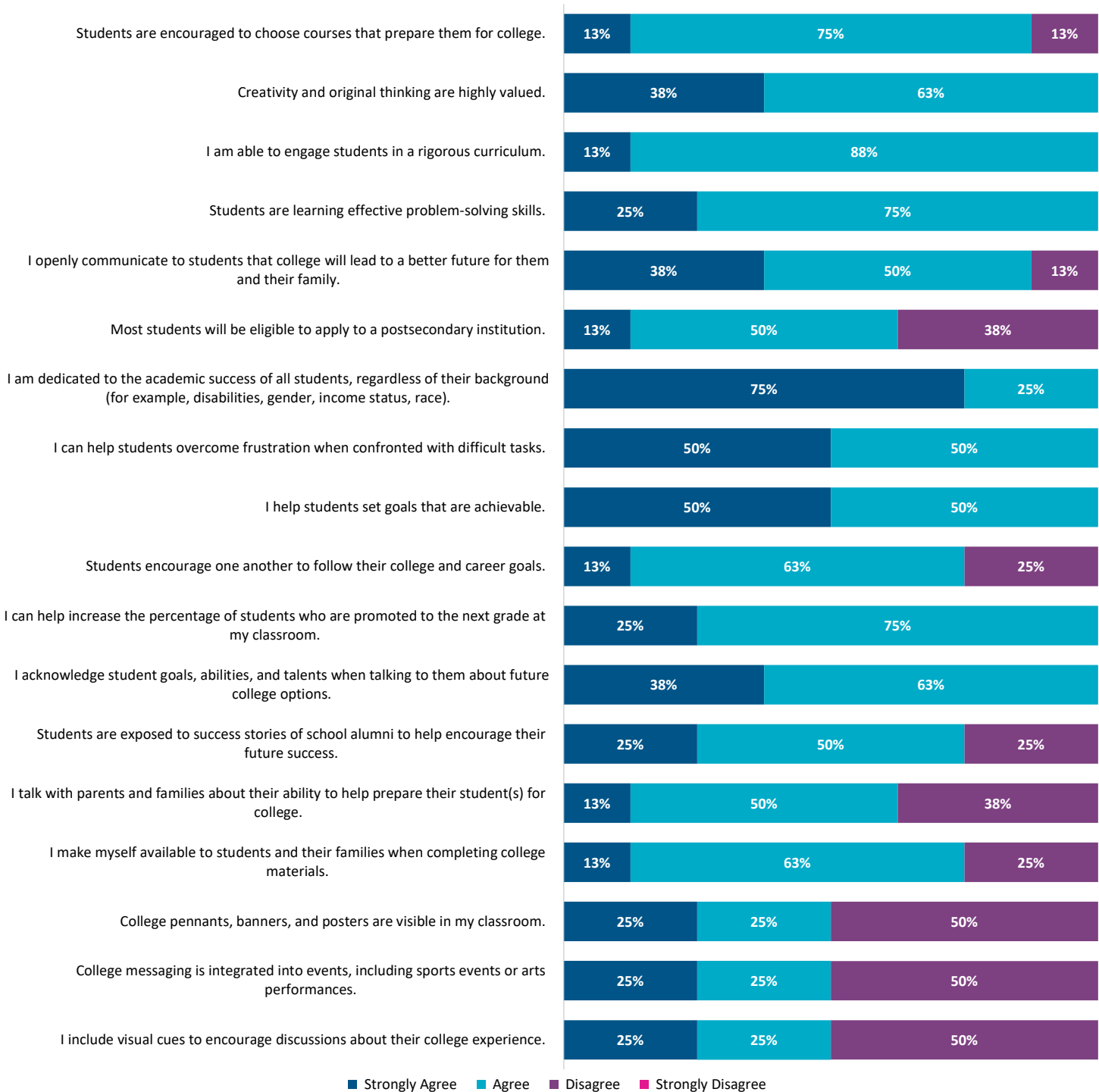


Section 2: School Culture

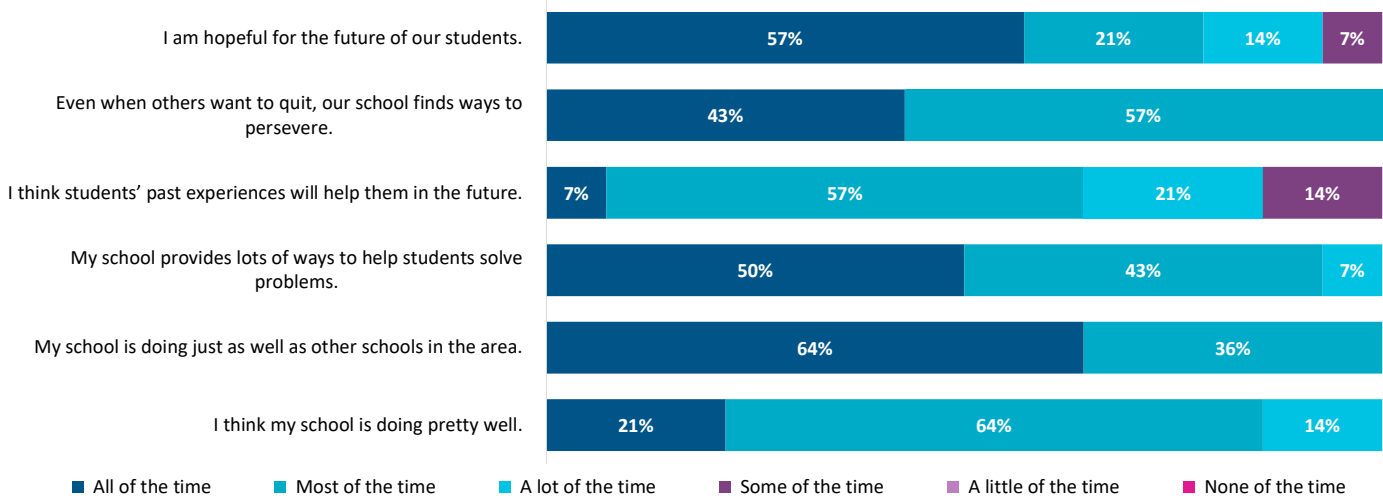
Please rate your level of agreement with each statement as it reflects YOUR SCHOOL:



Teachers only: Please rate your level of agreement with each statement as it reflects YOUR CLASSROOM:

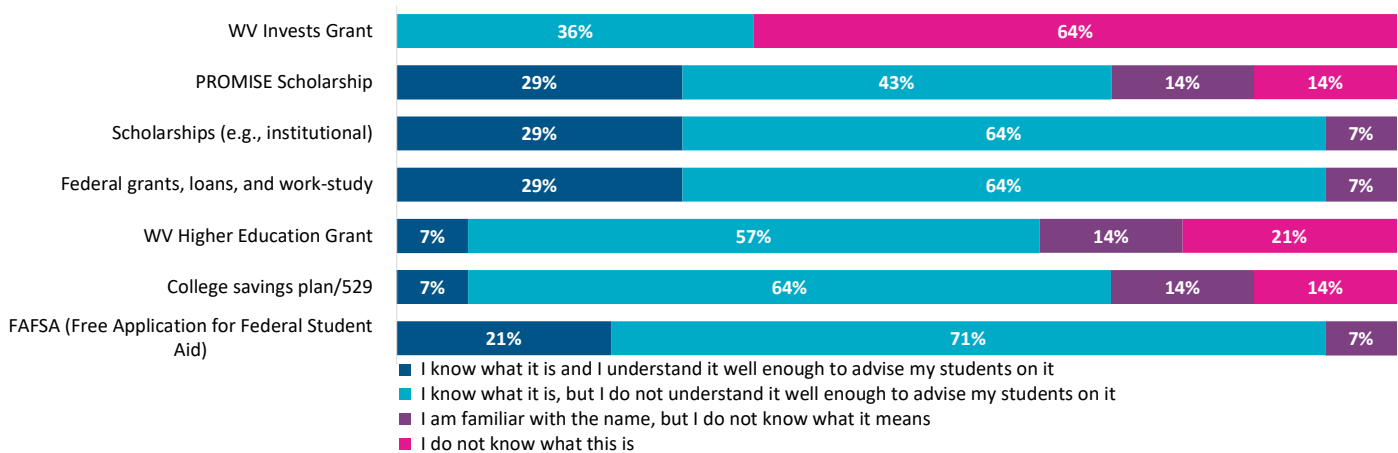


Please read the following sentences below and think about how your school is doing in most situations.

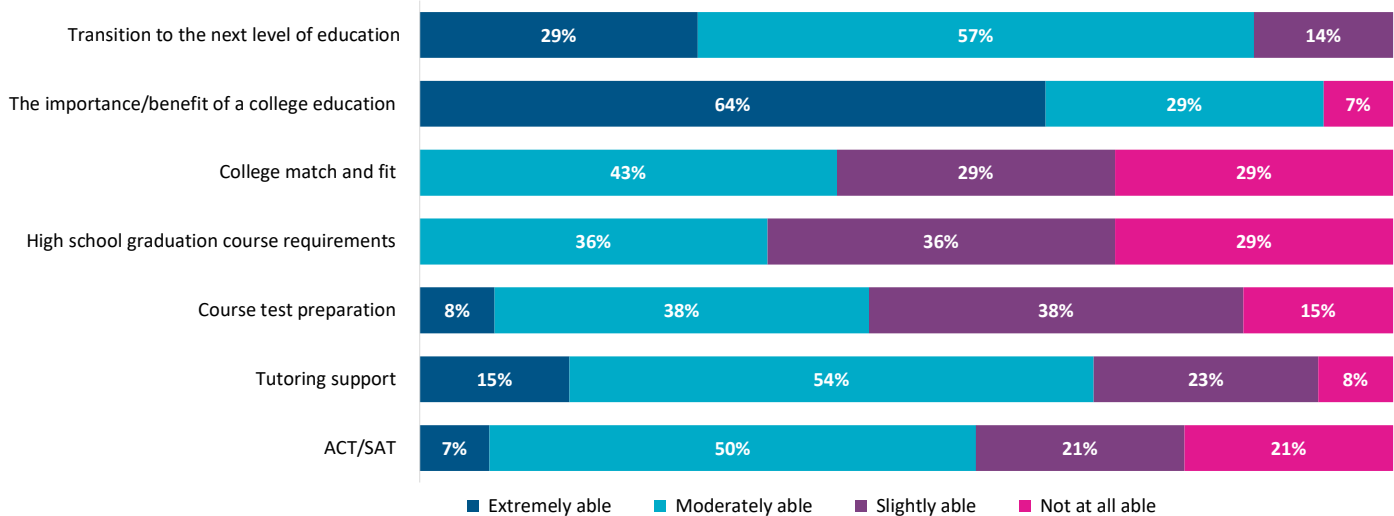


Section 3: College and Financial Aid Knowledge

Please rate your level of knowledge about each of the following programs that students and families can use to pay for college.

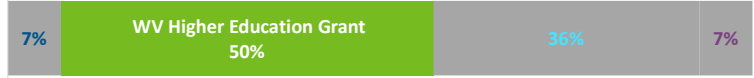


Please rate your ability to assist students and their families in understanding the following topics.



Financial aid programs available to West Virginia Students[^]

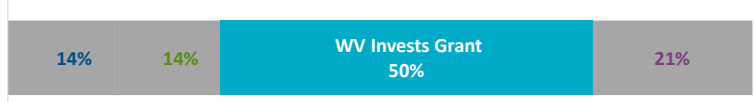
This need-based financial aid program for West Virginia students provided maximum annual awards of \$3,000 during the 2021-22 school year. This amount does not need to be paid back.



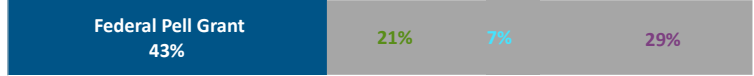
This merit-based financial aid program for West Virginia residents offers up to \$4,750 annually to cover the cost of tuition and mandatory fees. This amount does not need to be paid back.



This financial aid program for West Virginia students enrolled in eligible certificate and associate degree programs provides aid to cover the remaining amount of tuition, mandatory fees, and academic program fees that are not covered by other scholarships and grants.

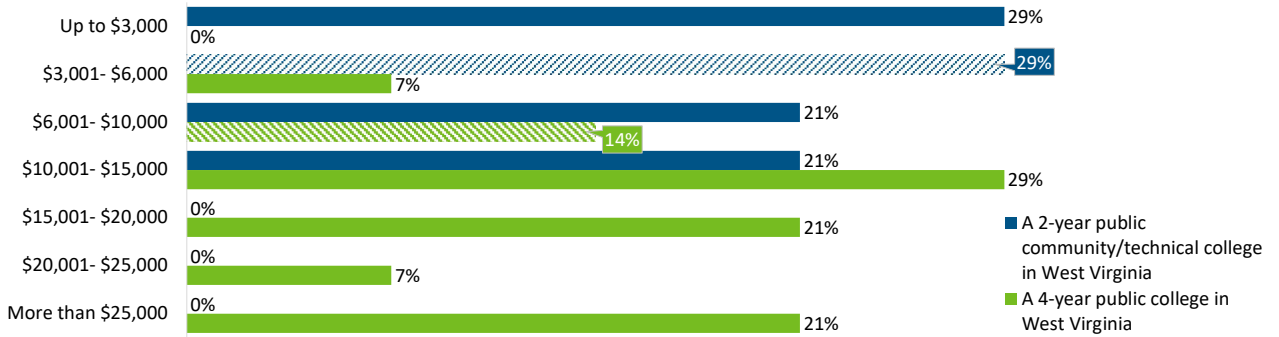


This need-based U.S. financial aid program provided qualifying students up to \$6,495 during the 2021-22 school year. This amount does not need to be paid back.



[^]The correct responses are indicated by the color filled bar.

On average, how much do you think it costs for one year of in-state tuition to attend the following college options in West Virginia? Your estimate should not include the cost of food, housing, or books. [^]



[^]The correct responses are indicated by pattern filled bar.

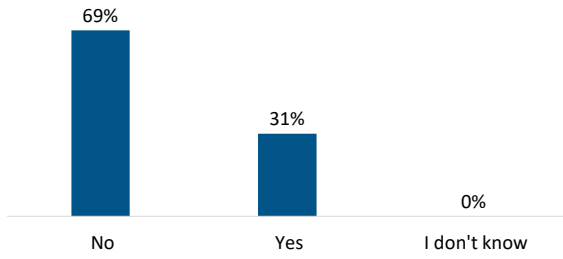
Section 4: College Readiness and/or GEAR UP Involvement

Please select to what extent your school promotes each of the following activities. Then, please indicate whether you have been involved in that activity (e.g., as a participant, activity organizer).

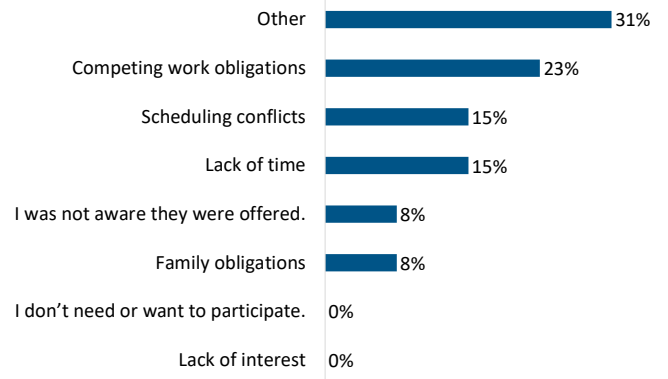
	extent your school promotes each of the following activities				been involved in that activity	
	Extremely	Moderately	Slightly	Not at all	No	Yes
Academic planning/career advising	29%	43%	14%	14%	48%	52%
Academic/tutoring support	57%	36%	7%	0%	43%	57%
ACT/SAT preparation	0%	21%	7%	71%	54%	46%
Assistance with completing financial aid forms (FAFSA)	0%	7%	0%	93%	64%	36%
College Application and Exploration Week	21%	43%	21%	14%	57%	43%
College campus visits (including virtual)	36%	21%	21%	21%	51%	49%
College Decision Day and/or other acceptance events	7%	14%	7%	71%	65%	35%
Credit recovery, AP, and dual credit opportunities	0%	7%	14%	79%	58%	42%
Financial literacy workshops	0%	14%	14%	71%	76%	24%
Mentoring programs (e.g., Student Success Society)	14%	7%	29%	50%	73%	27%
One-on-one advising with students	43%	50%	7%	0%	43%	57%
Parent/family peer networks	14%	36%	43%	7%	62%	38%
Professional development	54%	31%	0%	15%	46%	54%
Summer activities (e.g., Student Leadership Academy)	29%	21%	21%	29%	76%	24%
Text 4 Success initiative	7%	7%	21%	64%	90%	10%

Note: Blue column percentages are based on those respondents who indicated promotion of an activity. Pink column percentages are based on those respondents who indicated they were involved in an activity.

Have you ever participated in GEAR UP-sponsored activities or received support through GEAR UP?



If you did not participate in one or more of these activities/services, why not?*



Final Note: Additional questions from the personnel survey that were only for site coordinators are not included in this report to protect their anonymity.



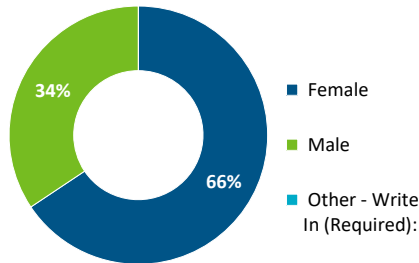
School-Level Response Rate:	
Estimated School Personnel	64
Surveys Received	34
Response Rate	53%

School Name:	Mingo Central High School
Survey Type:	School Personnel Survey Report

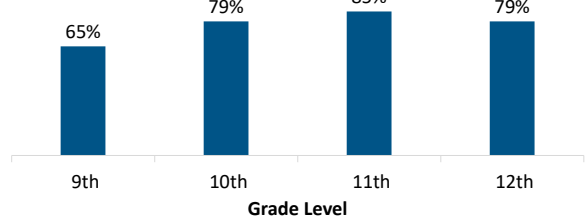
Note: Throughout this report, all percentages are rounded to the nearest whole number; amounts lower than 0.5% are rounded down to 0%. An asterick indicates a select all that apply question; amounts may exceed 100%.

Section 1: About Yourself

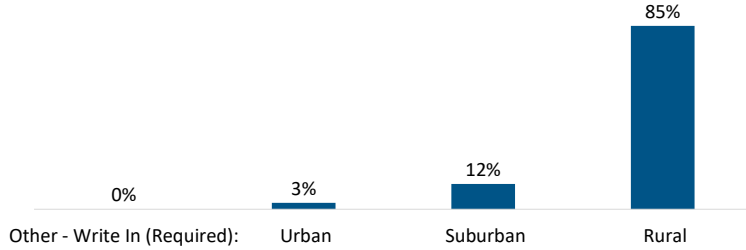
What is your gender?



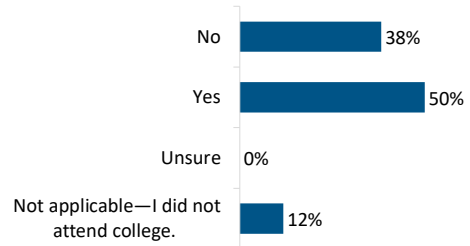
What current grade level(s) do you serve?*



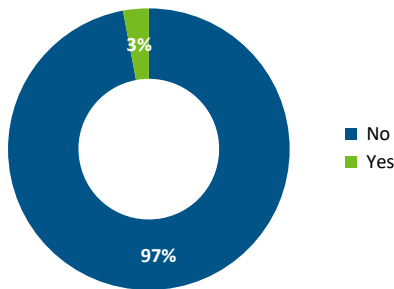
What type of community did you grow up in?



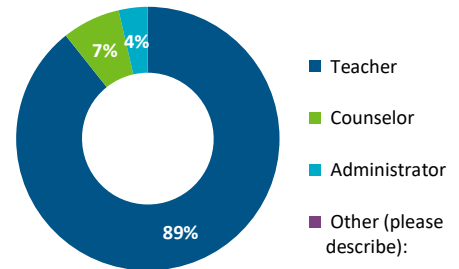
When you attended college, were you a first-generation college student?



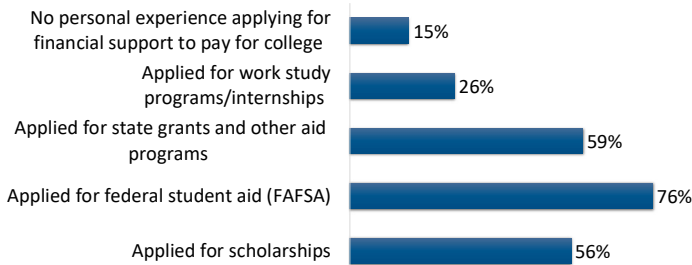
Are you a GEAR UP site coordinator?



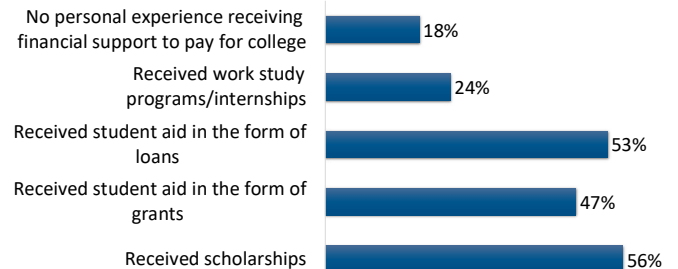
What is your current primary position at your school?



What has been your personal experience applying for financing for postsecondary education?*

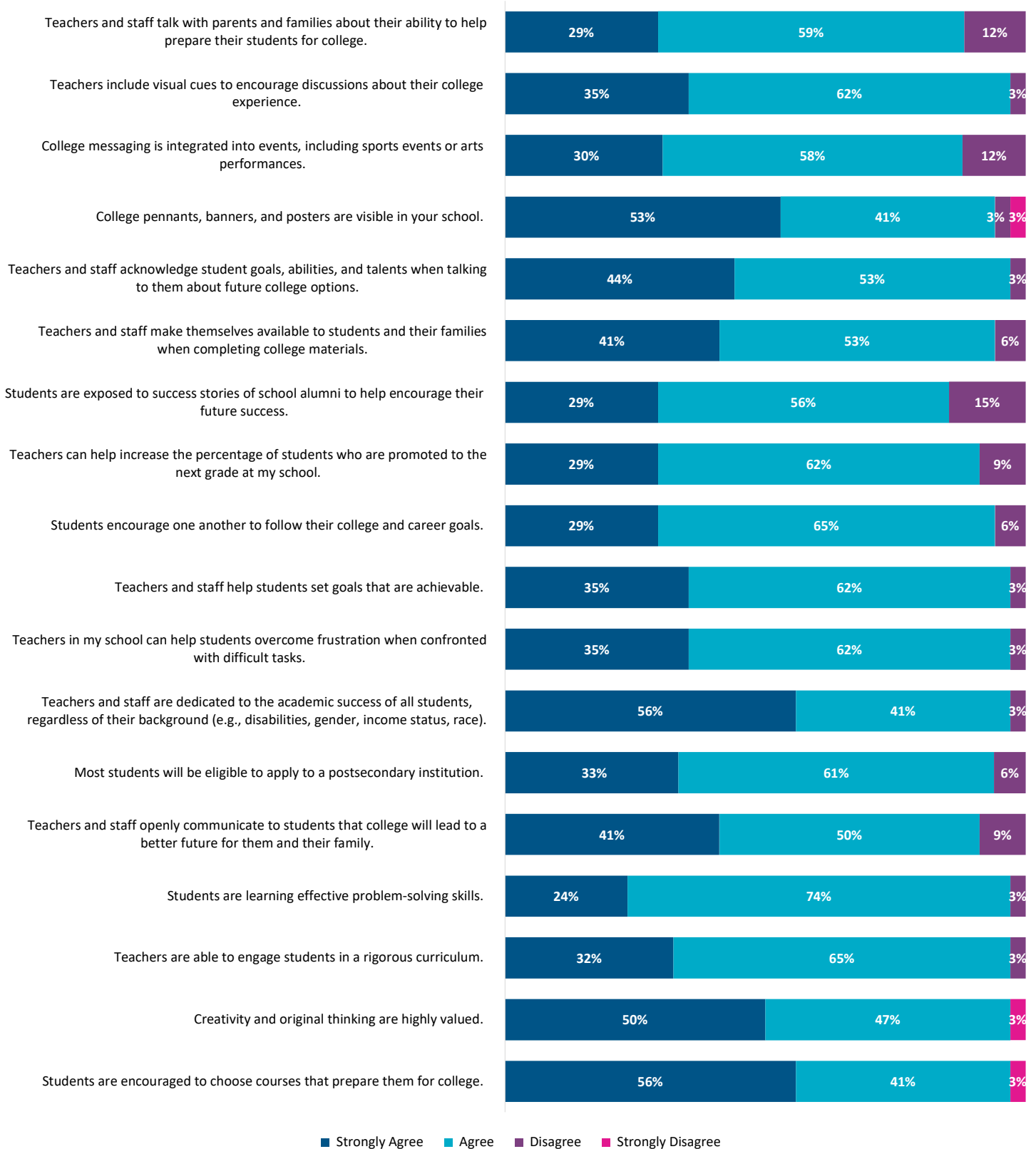


What has been your personal experience receiving financing for postsecondary education?*

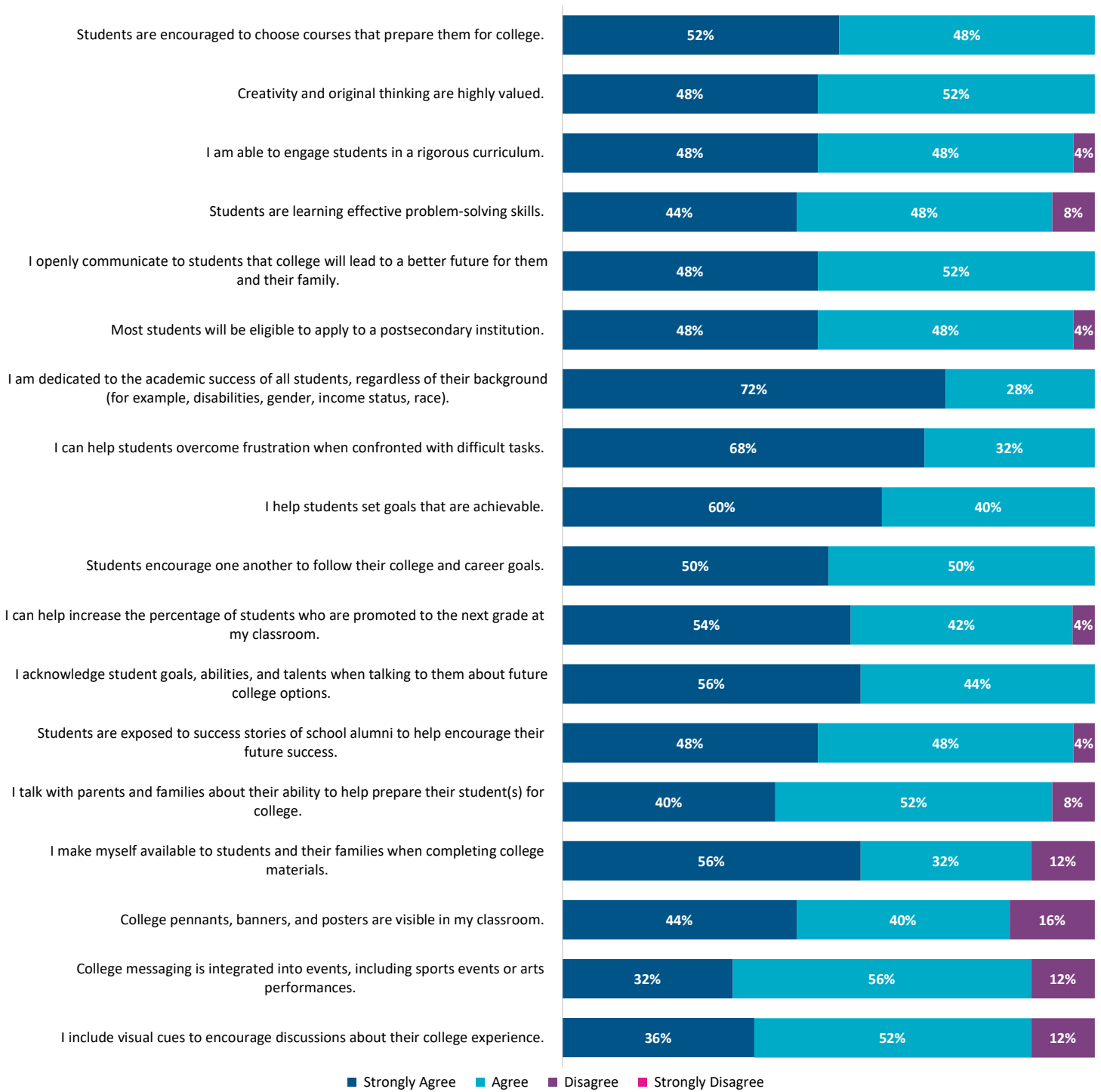


Section 2: School Culture

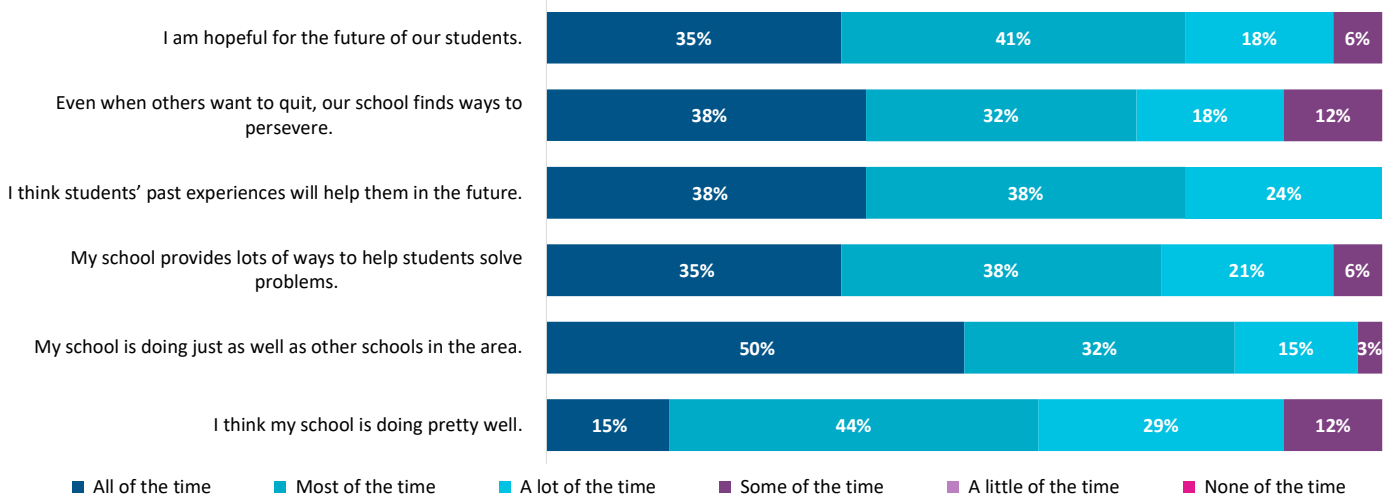
Please rate your level of agreement with each statement as it reflects YOUR SCHOOL:



Teachers only: Please rate your level of agreement with each statement as it reflects YOUR CLASSROOM:

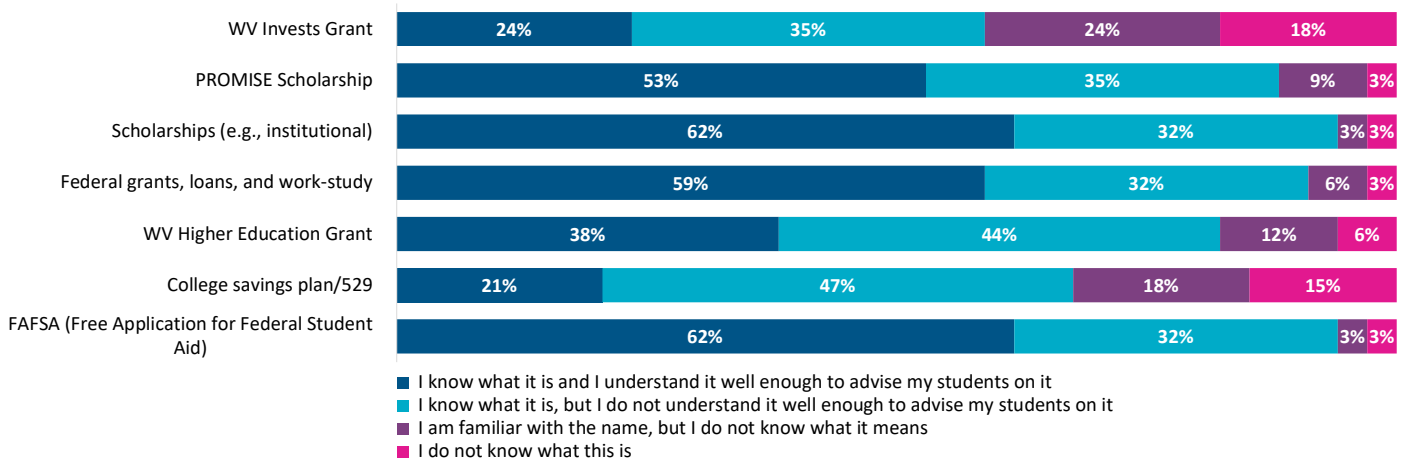


Please read the following sentences below and think about how your school is doing in most situations.

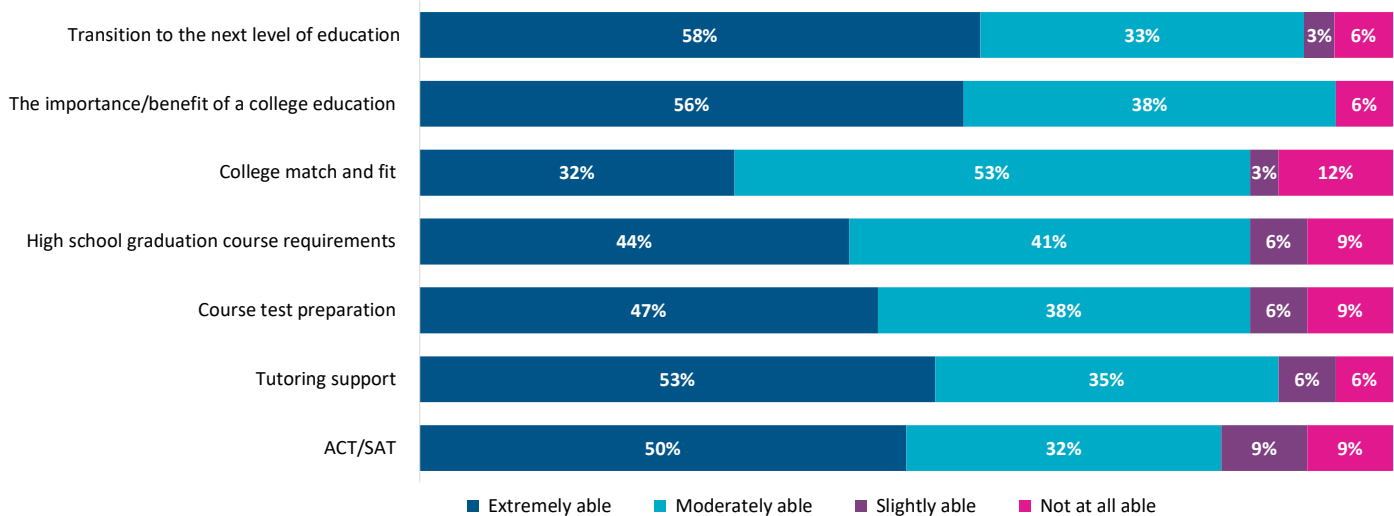


Section 3: College and Financial Aid Knowledge

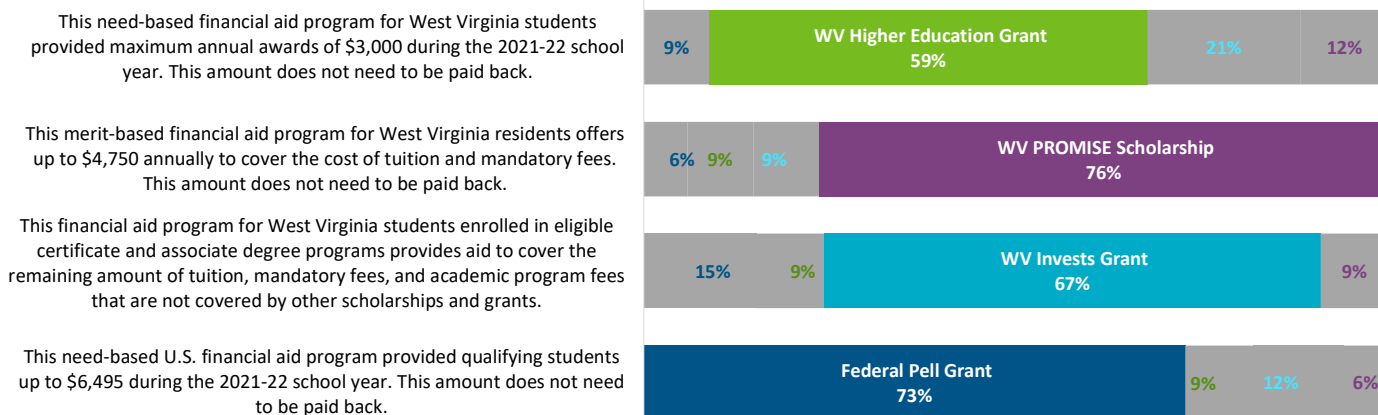
Please rate your level of knowledge about each of the following programs that students and families can use to pay for college.



Please rate your ability to assist students and their families in understanding the following topics.

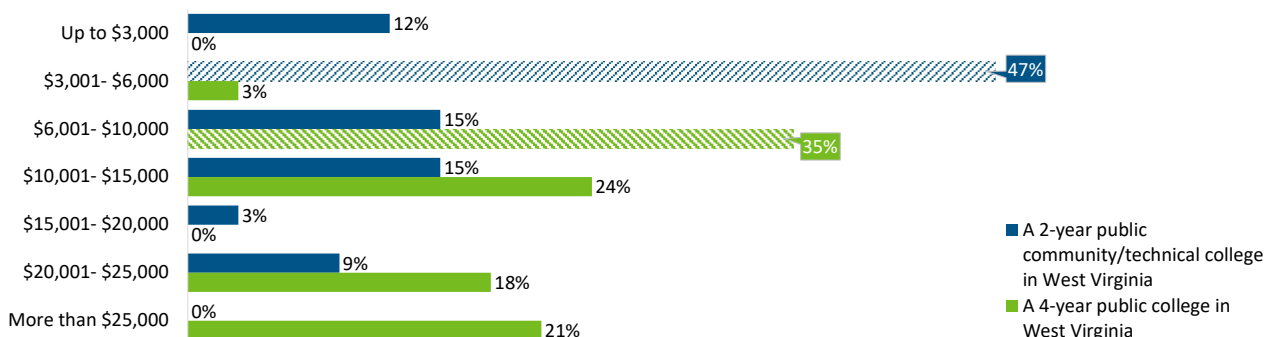


Financial aid programs available to West Virginia Students[^]



[^]The correct responses are indicated by the color filled bar.

On average, how much do you think it costs for one year of in-state tuition to attend the following college options in West Virginia? Your estimate should not include the cost of food, housing, or books. [^]



[^]The correct responses are indicated by pattern filled bar.

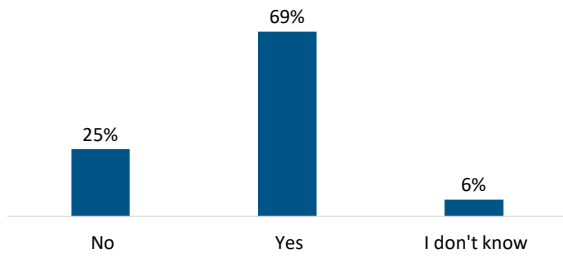
Section 4: College Readiness and/or GEAR UP Involvement

Please select to what extent your school promotes each of the following activities. Then, please indicate whether you have been involved in that activity (e.g., as a participant, activity organizer).

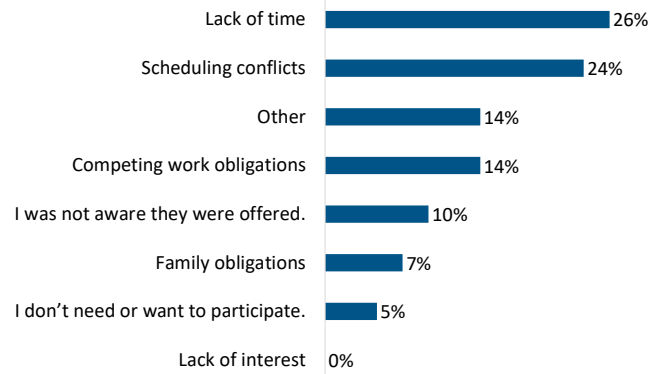
	extent your school promotes each of the following activities				been involved in that activity	
	Extremely	Moderately	Slightly	Not at all	No	Yes
Academic planning/career advising	79%	15%	3%	3%	48%	52%
Academic/tutoring support	53%	41%	3%	3%	43%	57%
ACT/SAT preparation	88%	6%	0%	6%	54%	46%
Assistance with completing financial aid forms (FAFSA)	88%	6%	3%	3%	64%	36%
College Application and Exploration Week	79%	18%	0%	3%	57%	43%
College campus visits (including virtual)	56%	41%	0%	3%	51%	49%
College Decision Day and/or other acceptance events	85%	12%	3%	0%	65%	35%
Credit recovery, AP, and dual credit opportunities	79%	15%	0%	6%	58%	42%
Financial literacy workshops	62%	26%	9%	3%	76%	24%
Mentoring programs (e.g., Student Success Society)	33%	39%	15%	12%	73%	27%
One-on-one advising with students	70%	21%	9%	0%	43%	57%
Parent/family peer networks	38%	53%	6%	3%	62%	38%
Professional development	42%	52%	6%	0%	46%	54%
Summer activities (e.g., Student Leadership Academy)	36%	39%	18%	6%	76%	24%
Text 4 Success initiative	42%	29%	6%	23%	90%	10%

Note: Blue column percentages are based on those respondents who indicated promotion of an activity. Pink column percentages are based on those respondents who indicated they were involved in an activity.

Have you ever participated in GEAR UP-sponsored activities or received support through GEAR UP?



If you did not participate in one or more of these activities/services, why not?*



Final Note: Additional questions from the personnel survey that were only for site coordinators are not included in this report to protect their anonymity.



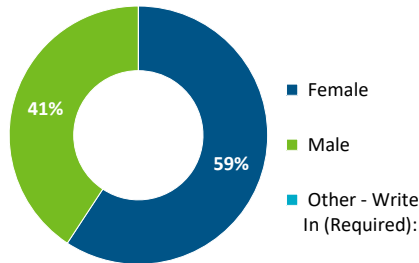
School-Level Response Rate:	
Estimated School Personnel	48
Surveys Received	27
Response Rate	56%

School Name:	Nicholas County High School
Survey Type:	School Personnel Survey Report

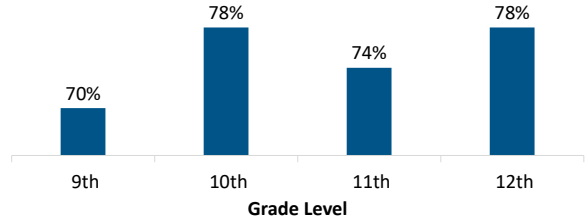
Note: Throughout this report, all percentages are rounded to the nearest whole number; amounts lower than 0.5% are rounded down to 0%. An asterisk indicates a select all that apply question; amounts may exceed 100%.

Section 1: About Yourself

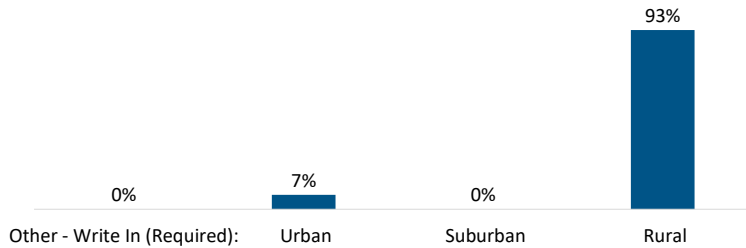
What is your gender?



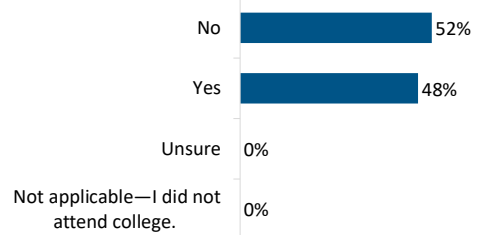
What current grade level(s) do you serve?*



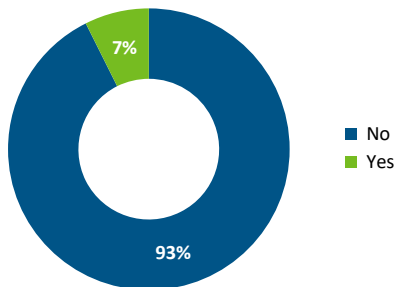
What type of community did you grow up in?



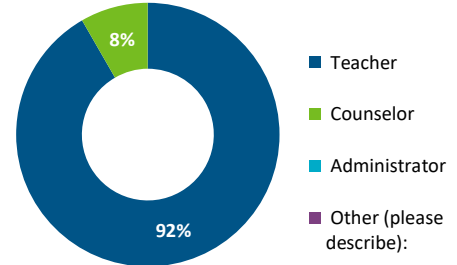
When you attended college, were you a first-generation college student?



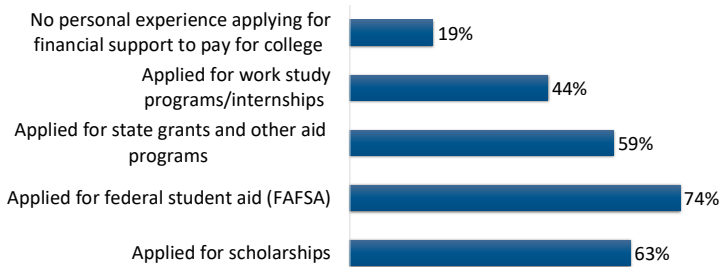
Are you a GEAR UP site coordinator?



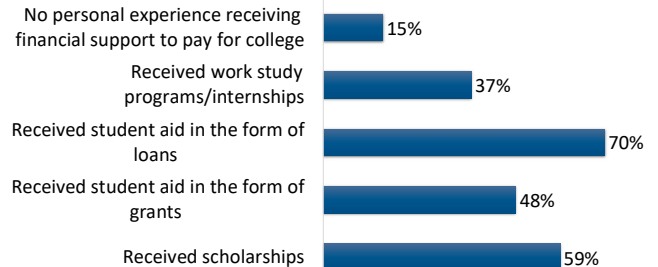
What is your current primary position at your school?



What has been your personal experience applying for financing for postsecondary education?*

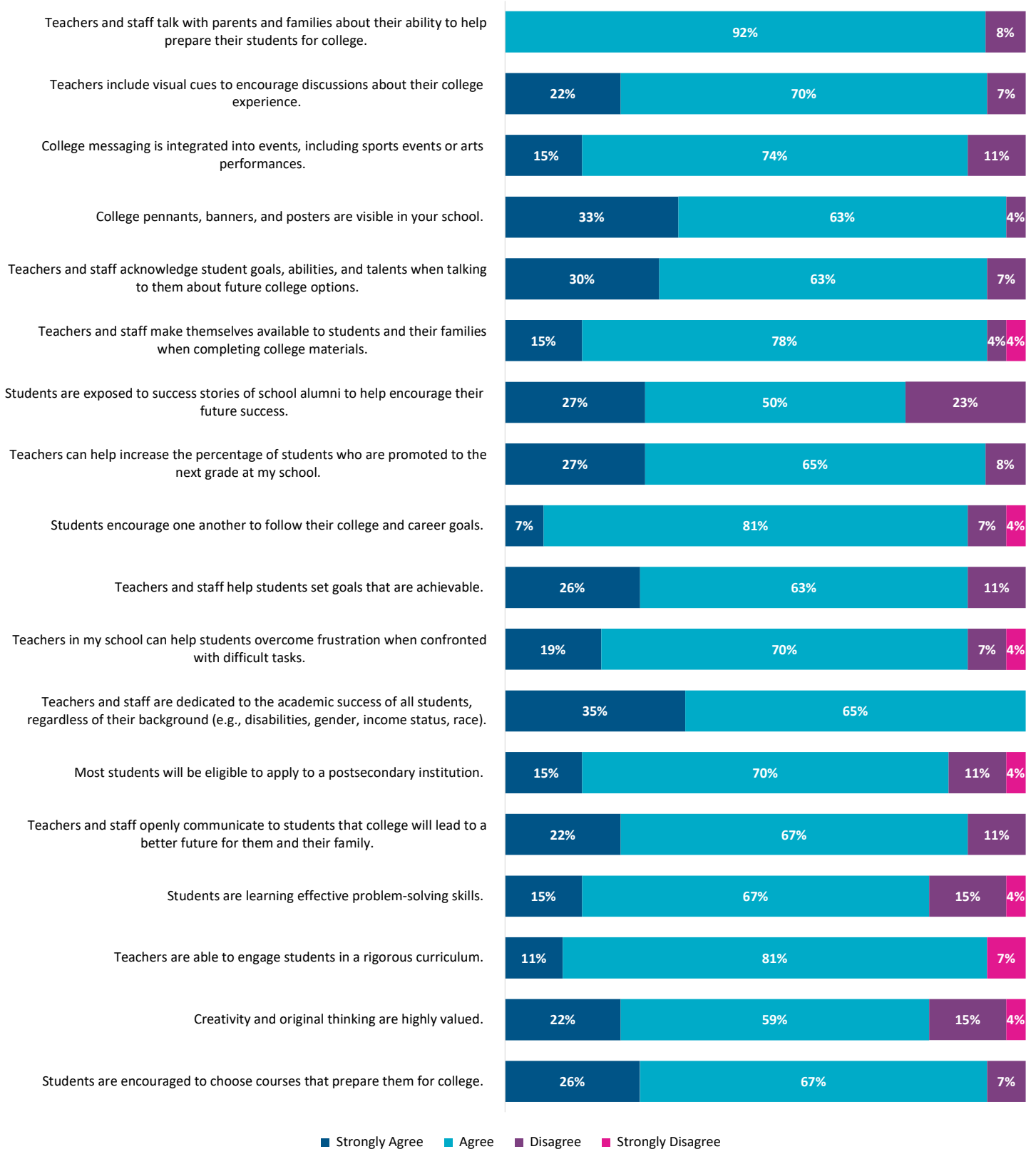


What has been your personal experience receiving financing for postsecondary education?*

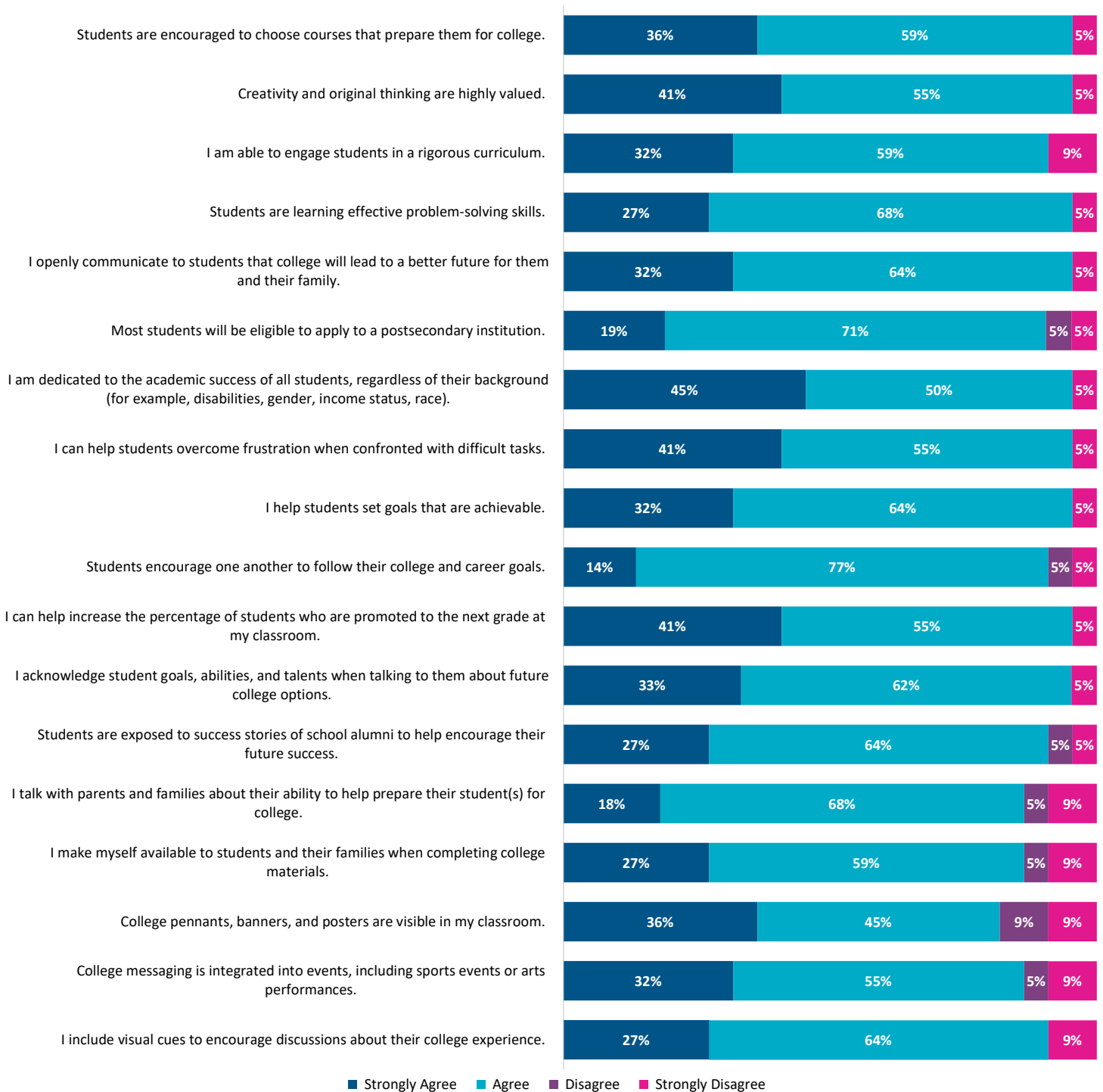


Section 2: School Culture

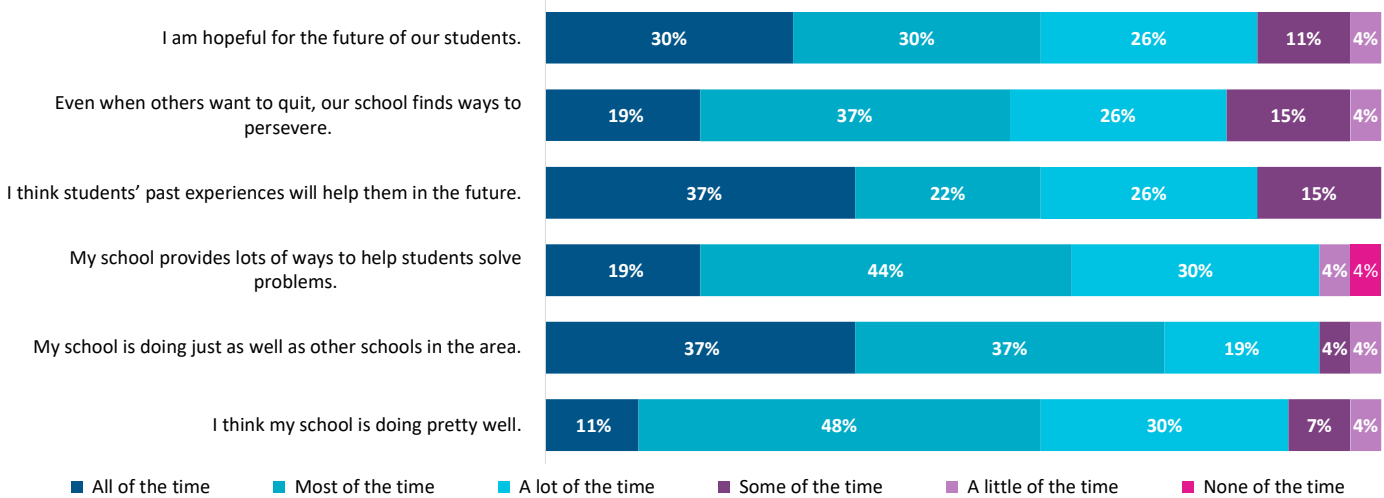
Please rate your level of agreement with each statement as it reflects YOUR SCHOOL:



Teachers only: Please rate your level of agreement with each statement as it reflects YOUR CLASSROOM:

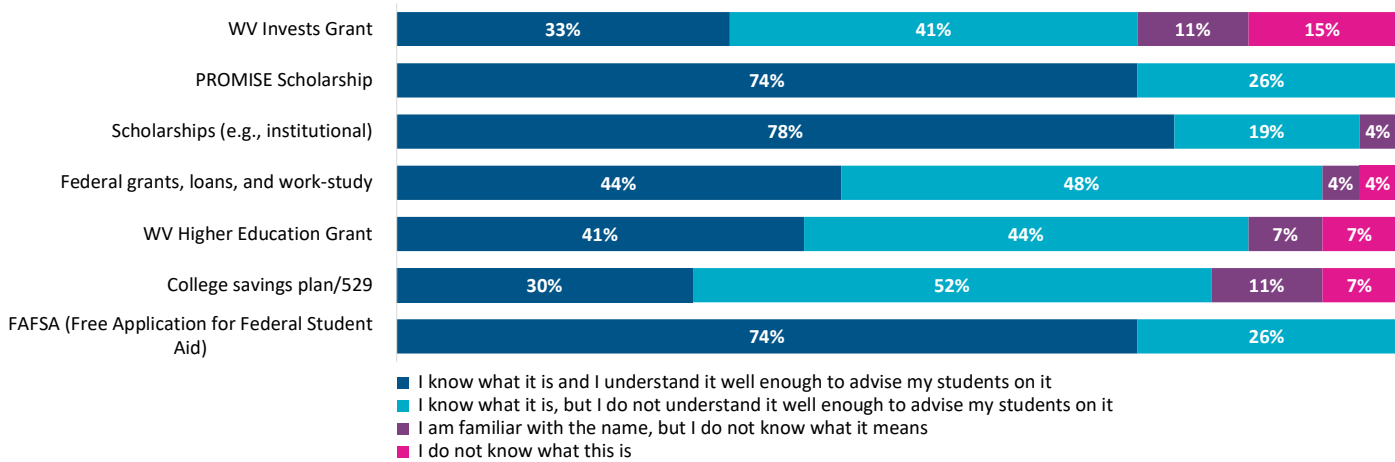


Please read the following sentences below and think about how your school is doing in most situations.

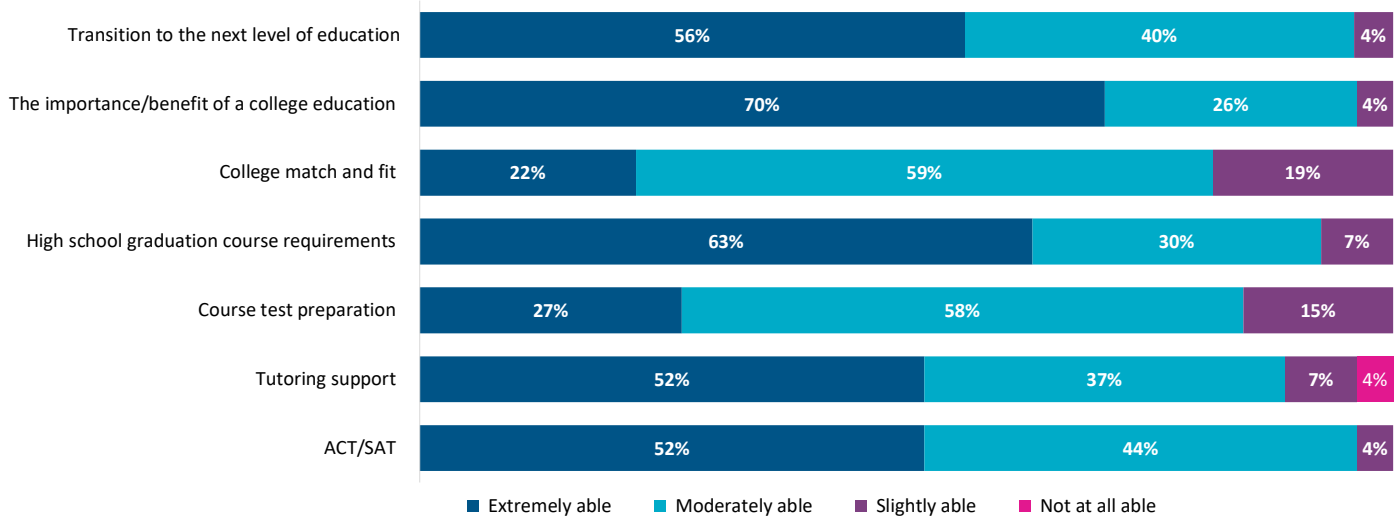


Section 3: College and Financial Aid Knowledge

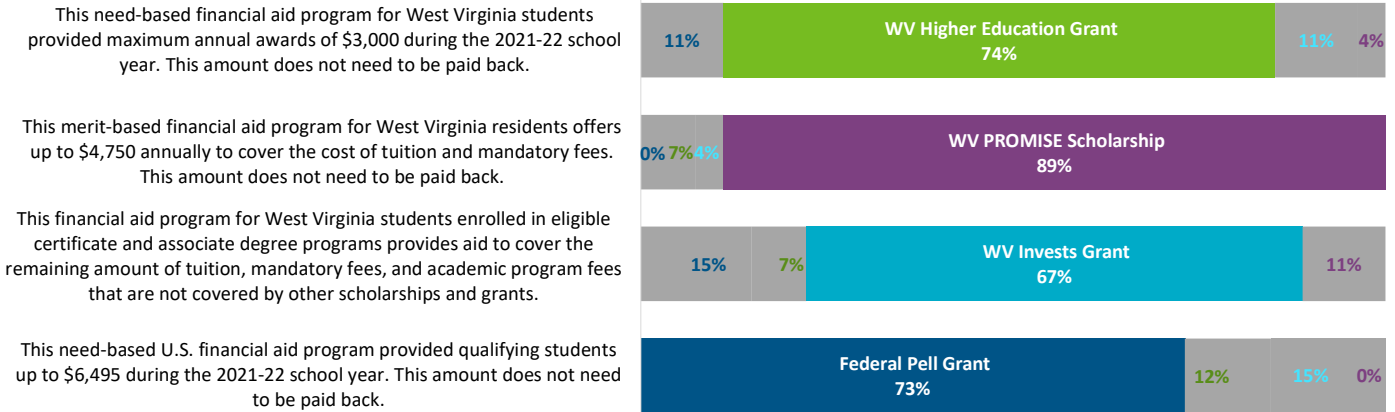
Please rate your level of knowledge about each of the following programs that students and families can use to pay for college.



Please rate your ability to assist students and their families in understanding the following topics.

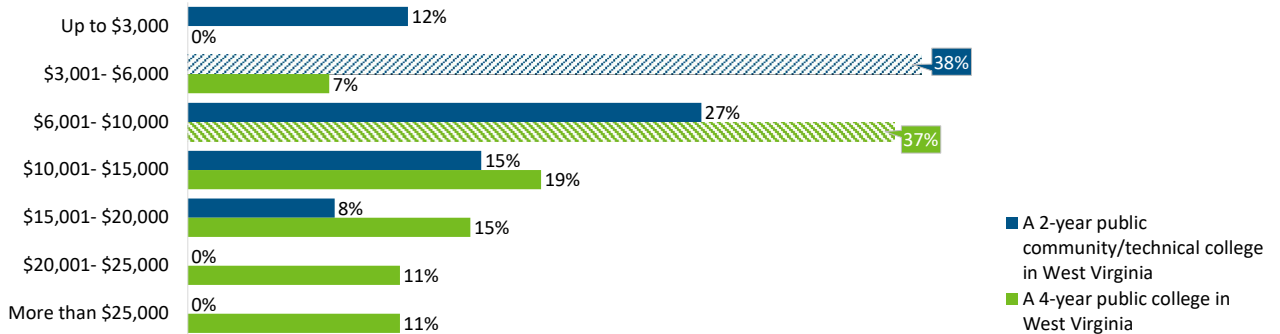


Financial aid programs available to West Virginia Students[^]



[^]The correct responses are indicated by the color filled bar.

On average, how much do you think it costs for one year of in-state tuition to attend the following college options in West Virginia? Your estimate should not include the cost of food, housing, or books. [^]



[^]The correct responses are indicated by pattern filled bar.

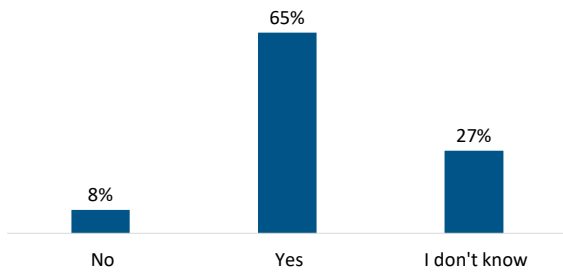
Section 4: College Readiness and/or GEAR UP Involvement

Please select to what extent your school promotes each of the following activities. Then, please indicate whether you have been involved in that activity (e.g., as a participant, activity organizer).

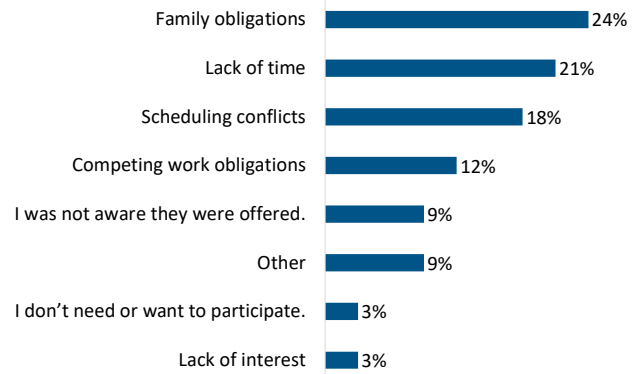
	<i>extent your school promotes each of the following activities</i>				<i>been involved in that activity</i>	
	Extremely	Moderately	Slightly	Not at all	No	Yes
Academic planning/career advising	31%	50%	19%	0%	48%	52%
Academic/tutoring support	44%	37%	19%	0%	43%	57%
ACT/SAT preparation	48%	37%	15%	0%	54%	46%
Assistance with completing financial aid forms (FAFSA)	63%	37%	0%	0%	64%	36%
College Application and Exploration Week	56%	41%	4%	0%	57%	43%
College campus visits (including virtual)	56%	30%	7%	7%	51%	49%
College Decision Day and/or other acceptance events	56%	37%	7%	0%	65%	35%
Credit recovery, AP, and dual credit opportunities	54%	35%	8%	4%	58%	42%
Financial literacy workshops	33%	37%	30%	0%	76%	24%
Mentoring programs (e.g., Student Success Society)	22%	44%	22%	11%	73%	27%
One-on-one advising with students	30%	52%	15%	4%	43%	57%
Parent/family peer networks	19%	56%	26%	0%	62%	38%
Professional development	15%	52%	26%	7%	46%	54%
Summer activities (e.g., Student Leadership Academy)	15%	41%	33%	11%	76%	24%
Text 4 Success initiative	11%	48%	22%	19%	90%	10%

Note: Blue column percentages are based on those respondents who indicated promotion of an activity. Pink column percentages are based on those respondents who indicated they were involved in an activity.

Have you ever participated in GEAR UP-sponsored activities or received support through GEAR UP?



If you did not participate in one or more of these activities/services, why not?*



Final Note: Additional questions from the personnel survey that were only for site coordinators are not included in this report to protect their anonymity.



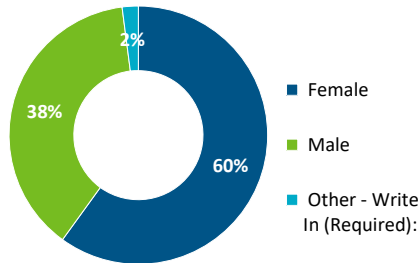
School-Level Response Rate:	
Estimated School Personnel	78
Surveys Received	50
Response Rate	64%

School Name:	Point Pleasant Jr/Sr High School
Survey Type:	School Personnel Survey Report

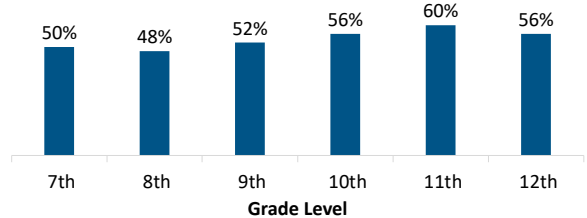
Note: Throughout this report, all percentages are rounded to the nearest whole number; amounts lower than 0.5% are rounded down to 0%. An asterick indicates a select all that apply question; amounts may exceed 100%.

Section 1: About Yourself

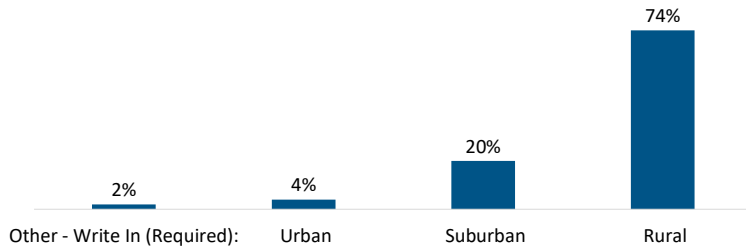
What is your gender?



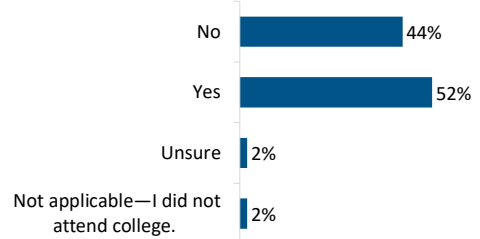
What current grade level(s) do you serve?*



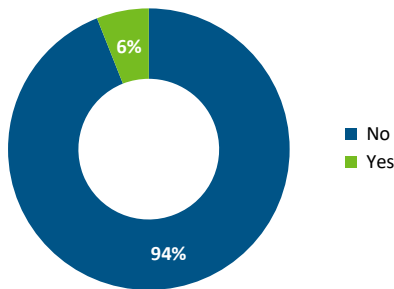
What type of community did you grow up in?



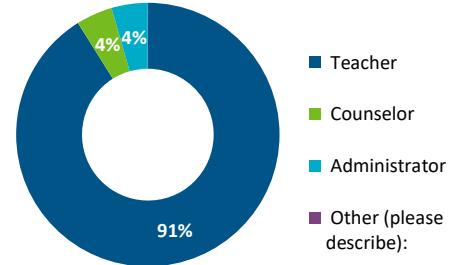
When you attended college, were you a first-generation college student?



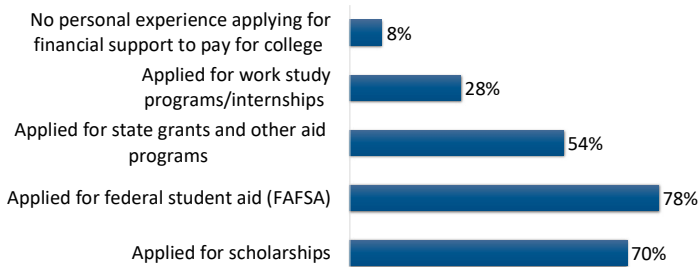
Are you a GEAR UP site coordinator?



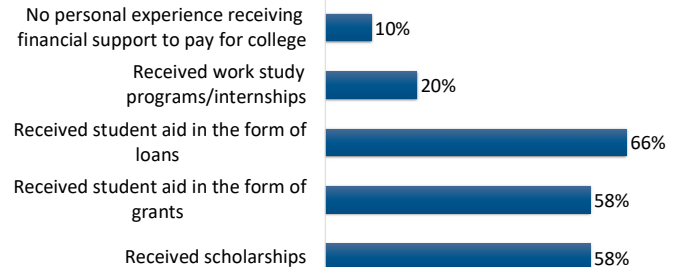
What is your current primary position at your school?



What has been your personal experience applying for financing for postsecondary education?*

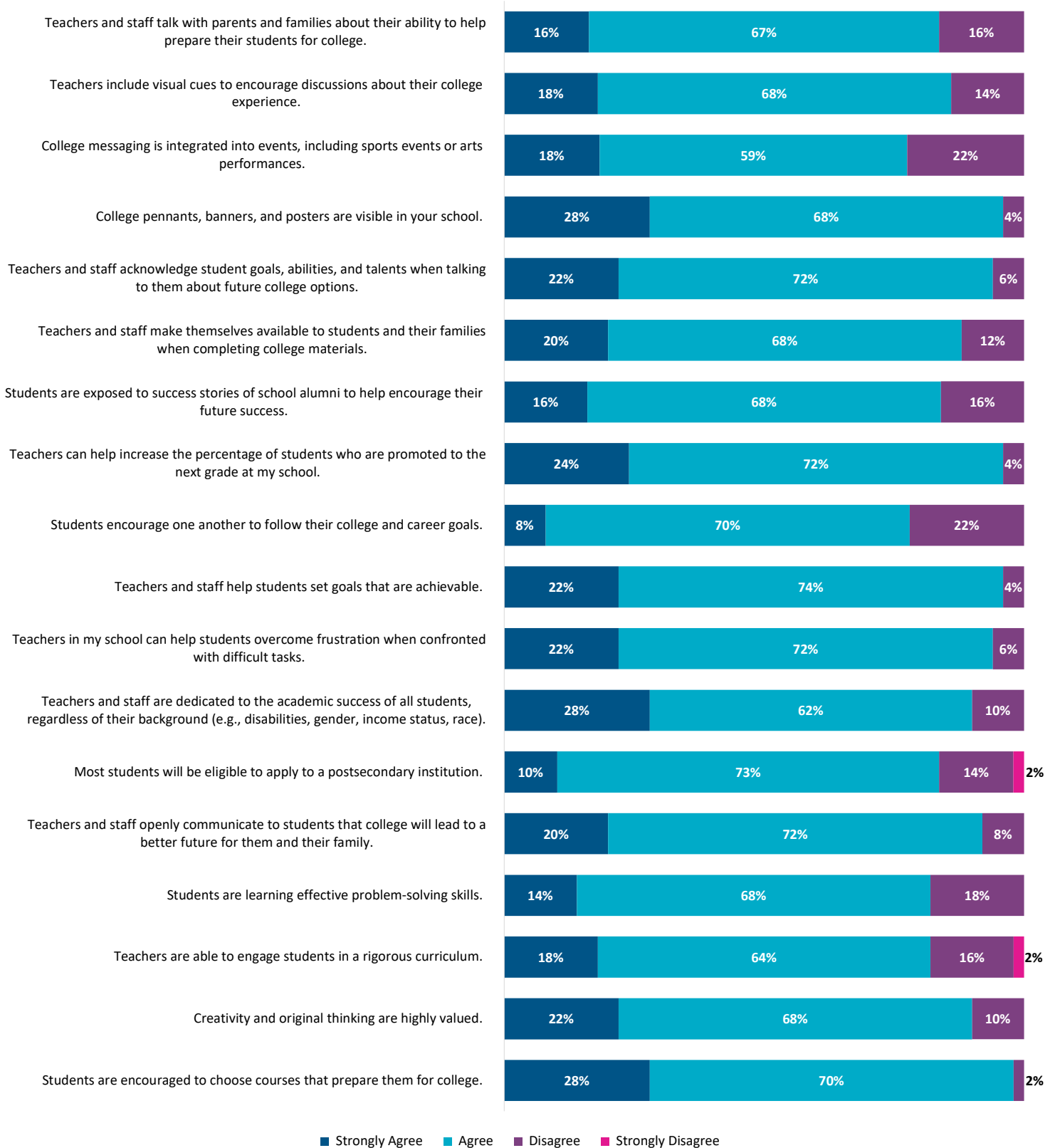


What has been your personal experience receiving financing for postsecondary education?*

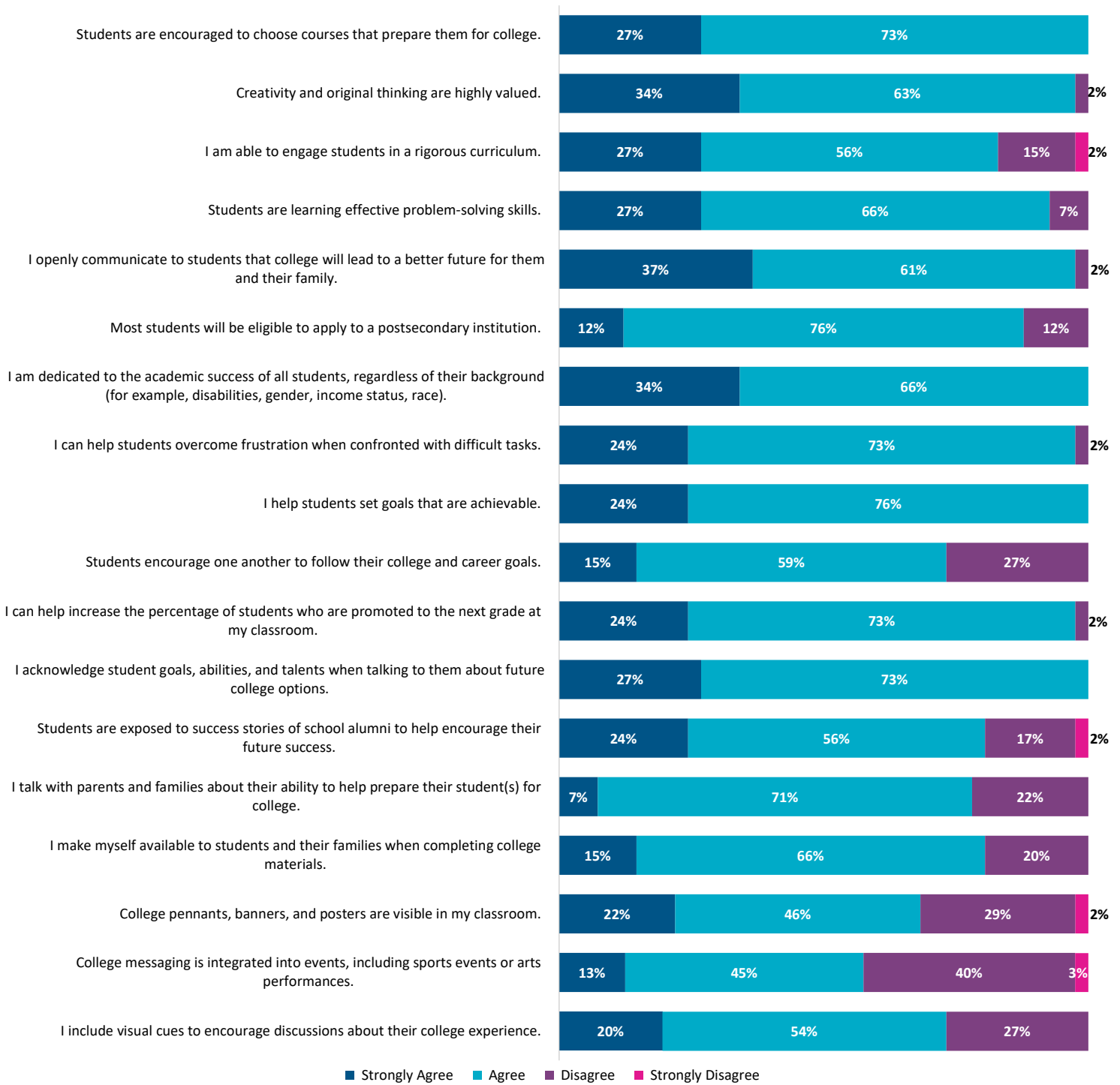


Section 2: School Culture

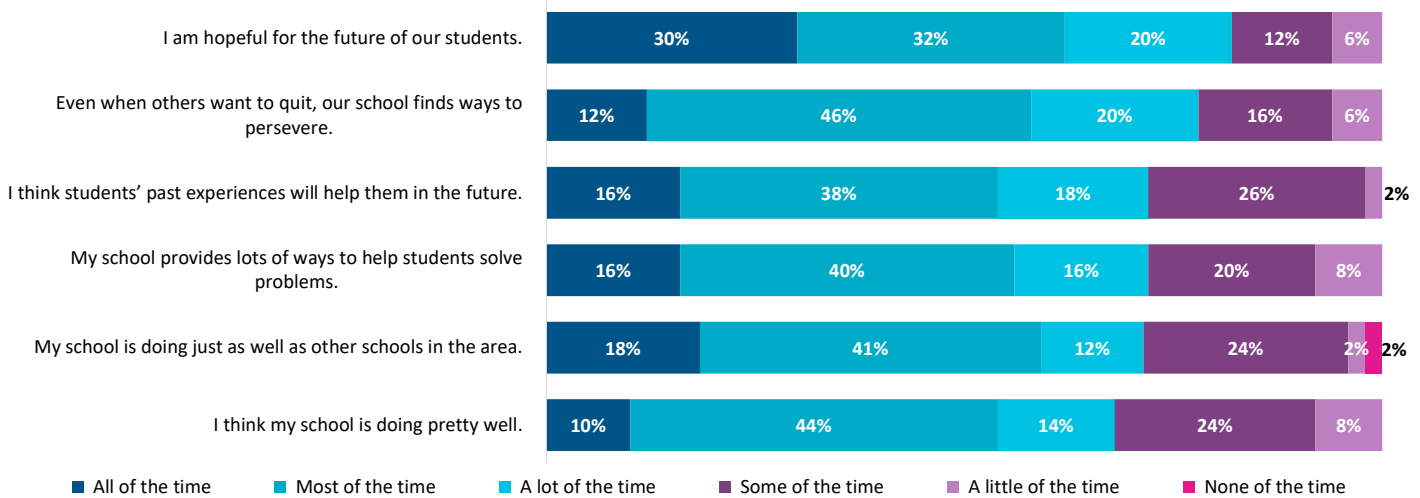
Please rate your level of agreement with each statement as it reflects YOUR SCHOOL:



Teachers only: Please rate your level of agreement with each statement as it reflects YOUR CLASSROOM:

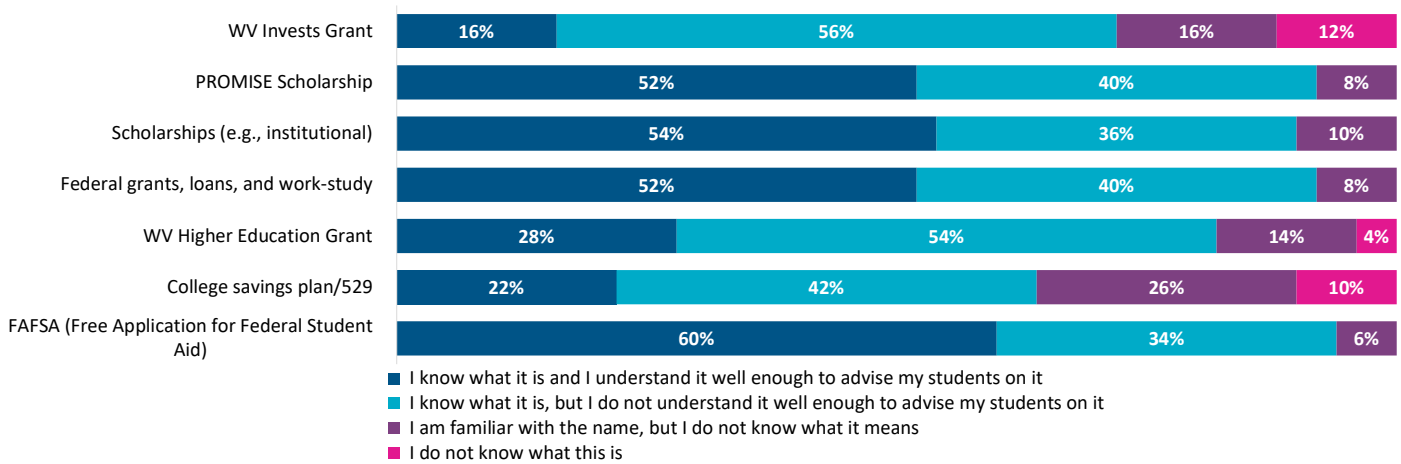


Please read the following sentences below and think about how your school is doing in most situations.

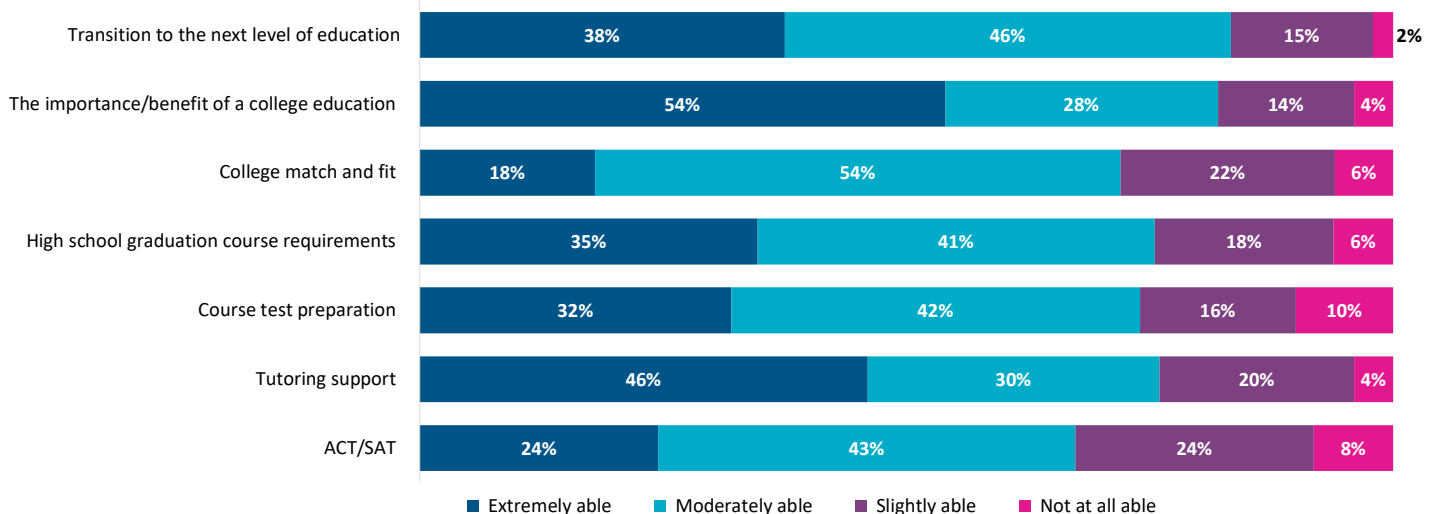


Section 3: College and Financial Aid Knowledge

Please rate your level of knowledge about each of the following programs that students and families can use to pay for college.



Please rate your ability to assist students and their families in understanding the following topics.



Financial aid programs available to West Virginia Students[^]

This need-based financial aid program for West Virginia students provided maximum annual awards of \$3,000 during the 2021-22 school year. This amount does not need to be paid back.



This merit-based financial aid program for West Virginia residents offers up to \$4,750 annually to cover the cost of tuition and mandatory fees. This amount does not need to be paid back.



This financial aid program for West Virginia students enrolled in eligible certificate and associate degree programs provides aid to cover the remaining amount of tuition, mandatory fees, and academic program fees that are not covered by other scholarships and grants.

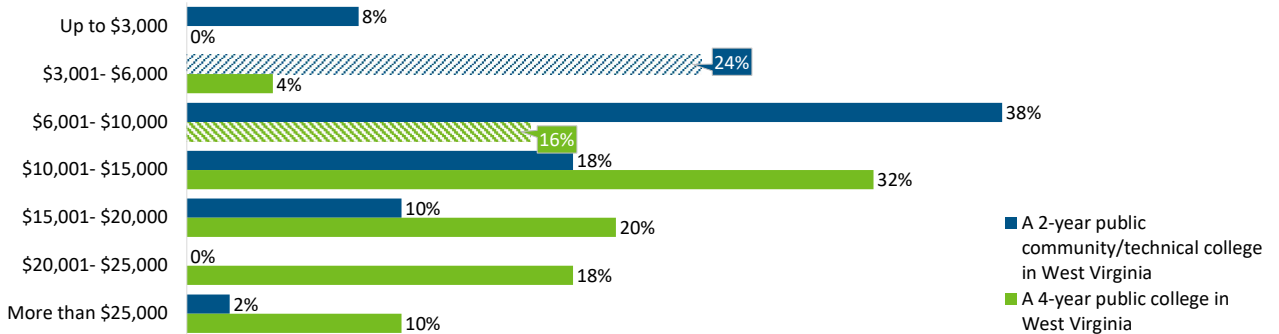


This need-based U.S. financial aid program provided qualifying students up to \$6,495 during the 2021-22 school year. This amount does not need to be paid back.



[^]The correct responses are indicated by the color filled bar.

On average, how much do you think it costs for one year of in-state tuition to attend the following college options in West Virginia? Your estimate should not include the cost of food, housing, or books. [^]



[^]The correct responses are indicated by pattern filled bar.

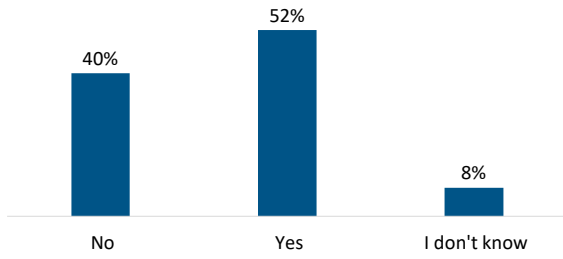
Section 4: College Readiness and/or GEAR UP Involvement

Please select to what extent your school promotes each of the following activities. Then, please indicate whether you have been involved in that activity (e.g., as a participant, activity organizer).

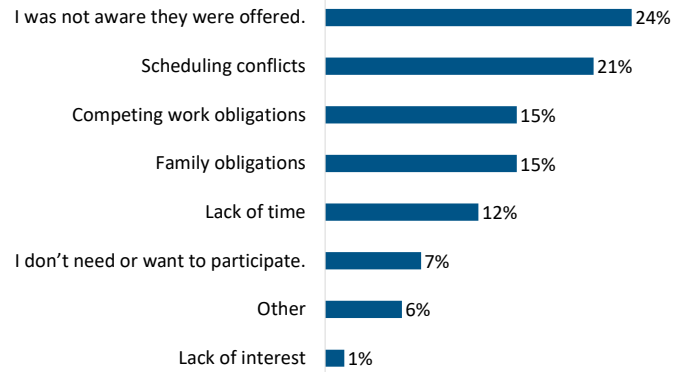
	extent your school promotes each of the following activities				been involved in that activity	
	Extremely	Moderately	Slightly	Not at all	No	Yes
Academic planning/career advising	32%	54%	10%	4%	48%	52%
Academic/tutoring support	38%	52%	8%	2%	43%	57%
ACT/SAT preparation	48%	42%	8%	2%	54%	46%
Assistance with completing financial aid forms (FAFSA)	48%	44%	6%	2%	64%	36%
College Application and Exploration Week	36%	52%	10%	2%	57%	43%
College campus visits (including virtual)	34%	52%	12%	2%	51%	49%
College Decision Day and/or other acceptance events	48%	46%	4%	2%	65%	35%
Credit recovery, AP, and dual credit opportunities	52%	42%	4%	2%	58%	42%
Financial literacy workshops	20%	46%	24%	10%	76%	24%
Mentoring programs (e.g., Student Success Society)	18%	46%	24%	12%	73%	27%
One-on-one advising with students	30%	54%	12%	4%	43%	57%
Parent/family peer networks	12%	58%	26%	4%	62%	38%
Professional development	26%	56%	14%	4%	46%	54%
Summer activities (e.g., Student Leadership Academy)	14%	51%	31%	4%	76%	24%
Text 4 Success initiative	13%	42%	27%	19%	90%	10%

Note: Blue column percentages are based on those respondents who indicated promotion of an activity. Pink column percentages are based on those respondents who indicated they were involved in an activity.

Have you ever participated in GEAR UP-sponsored activities or received support through GEAR UP?



If you did not participate in one or more of these activities/services, why not?*



Final Note: Additional questions from the personnel survey that were only for site coordinators are not included in this report to protect their anonymity.



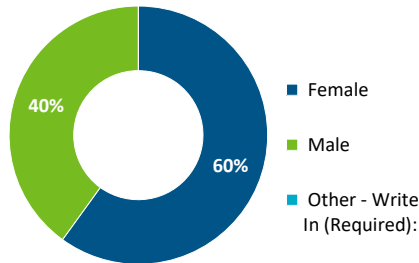
School-Level Response Rate:	
Estimated School Personnel	26
Surveys Received	15
Response Rate	58%

School Name:	Richwood High School
Survey Type:	School Personnel Survey Report

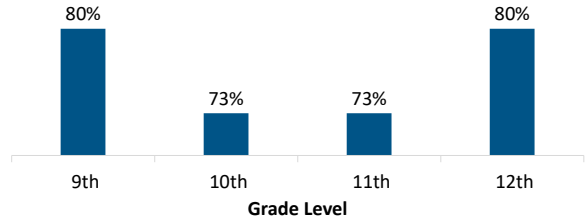
Note: Throughout this report, all percentages are rounded to the nearest whole number; amounts lower than 0.5% are rounded down to 0%. An asterick indicates a select all that apply question; amounts may exceed 100%.

Section 1: About Yourself

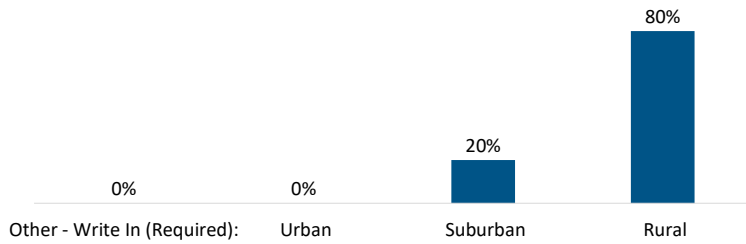
What is your gender?



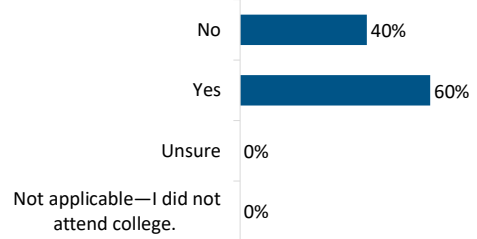
What current grade level(s) do you serve?*



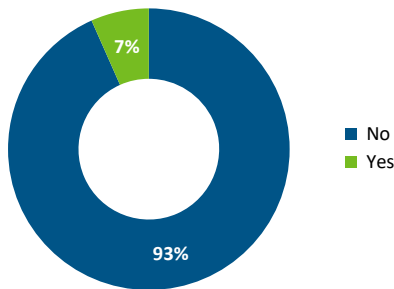
What type of community did you grow up in?



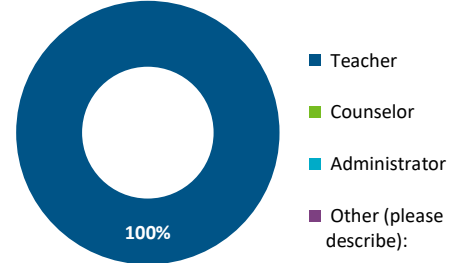
When you attended college, were you a first-generation college student?



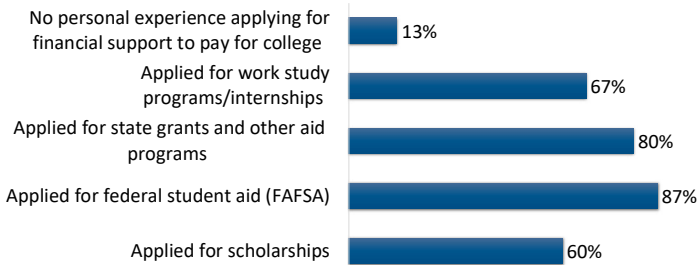
Are you a GEAR UP site coordinator?



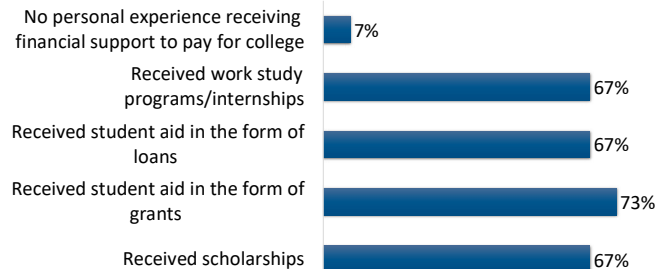
What is your current primary position at your school?



What has been your personal experience applying for financing for postsecondary education?*

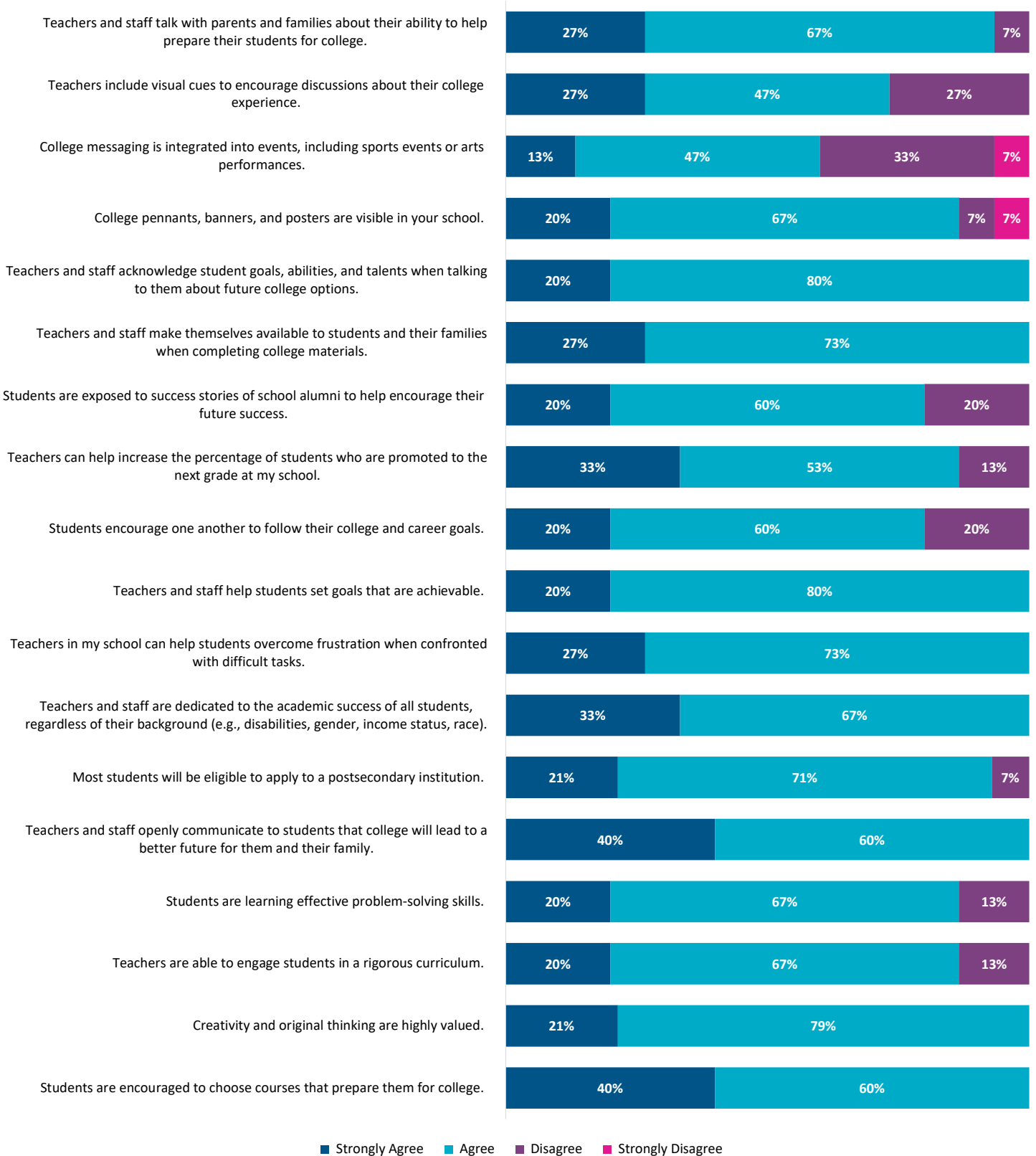


What has been your personal experience receiving financing for postsecondary education?*

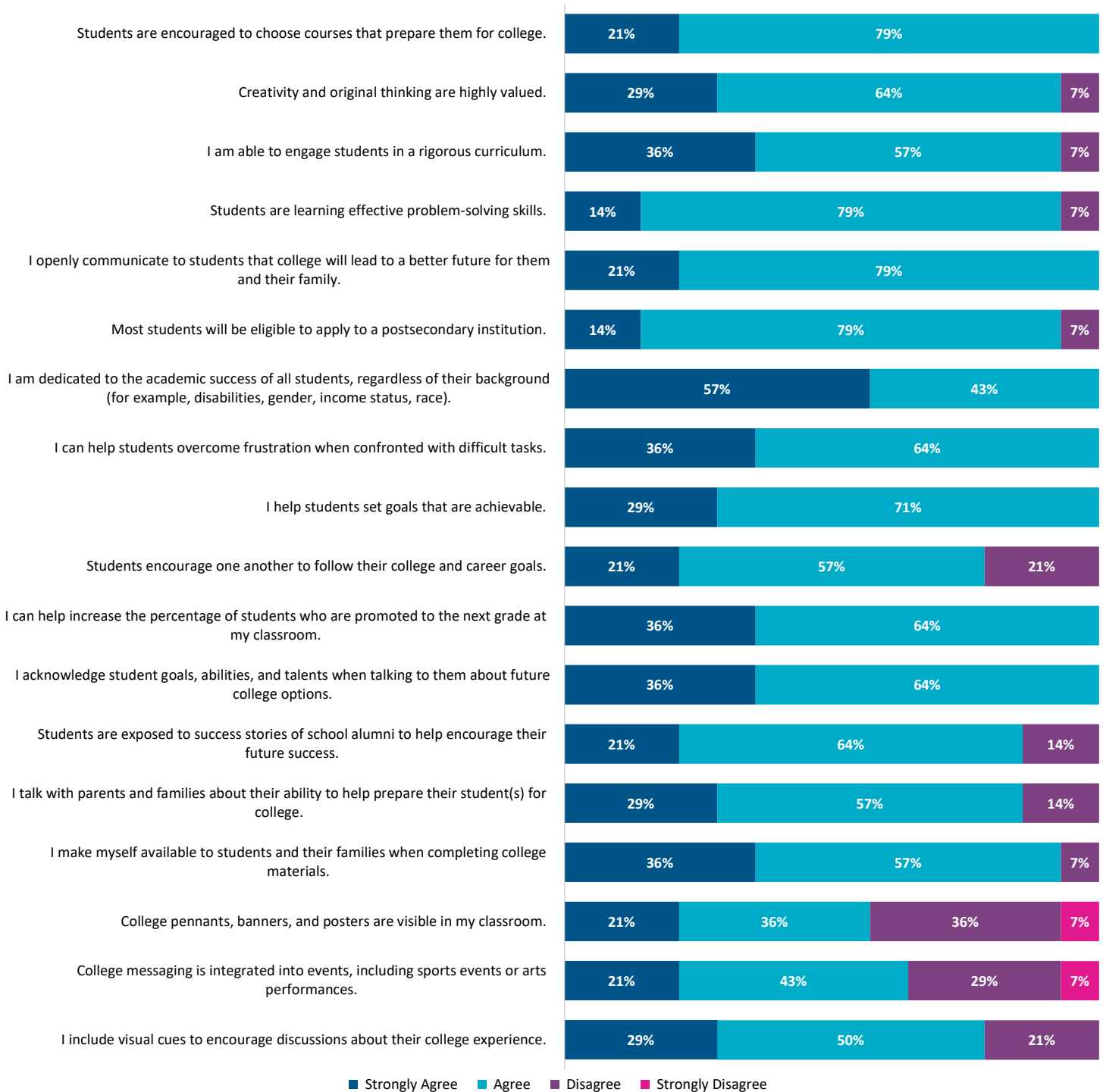


Section 2: School Culture

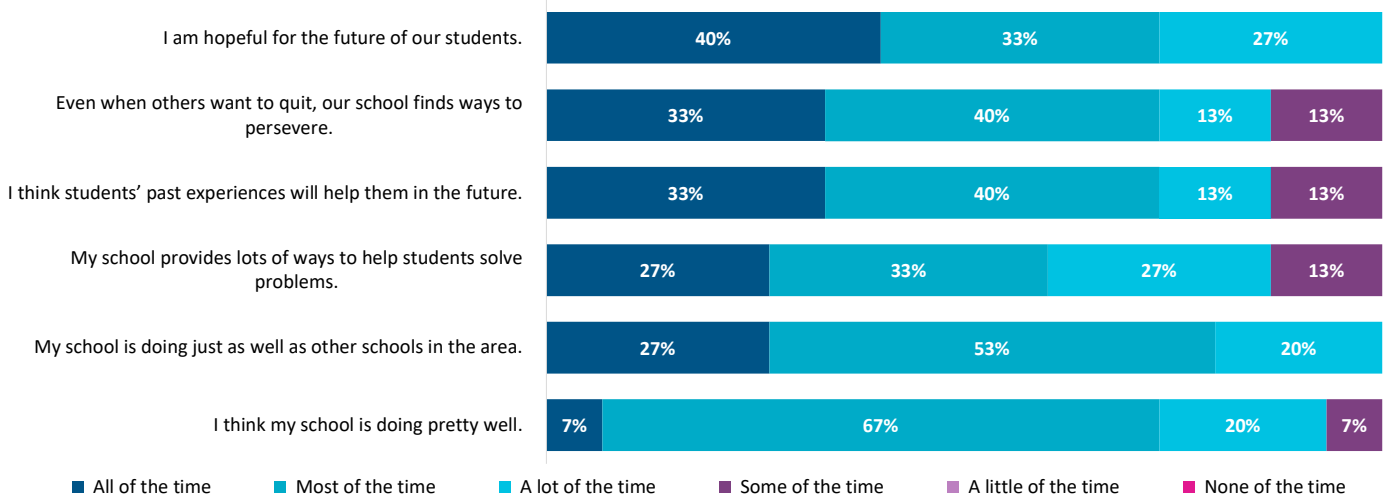
Please rate your level of agreement with each statement as it reflects YOUR SCHOOL:



Teachers only: Please rate your level of agreement with each statement as it reflects YOUR CLASSROOM:

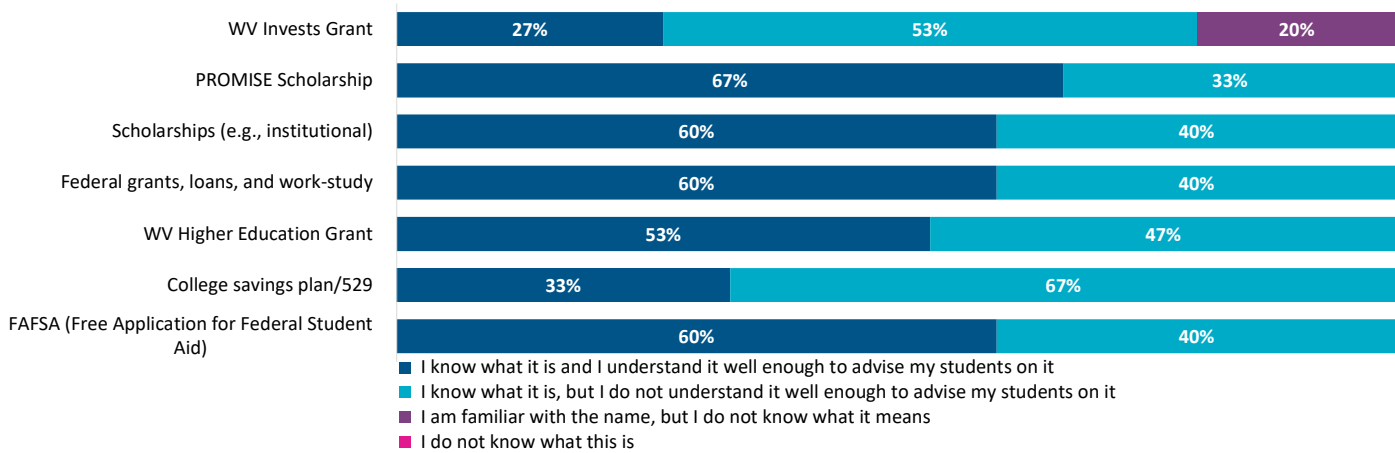


Please read the following sentences below and think about how your school is doing in most situations.

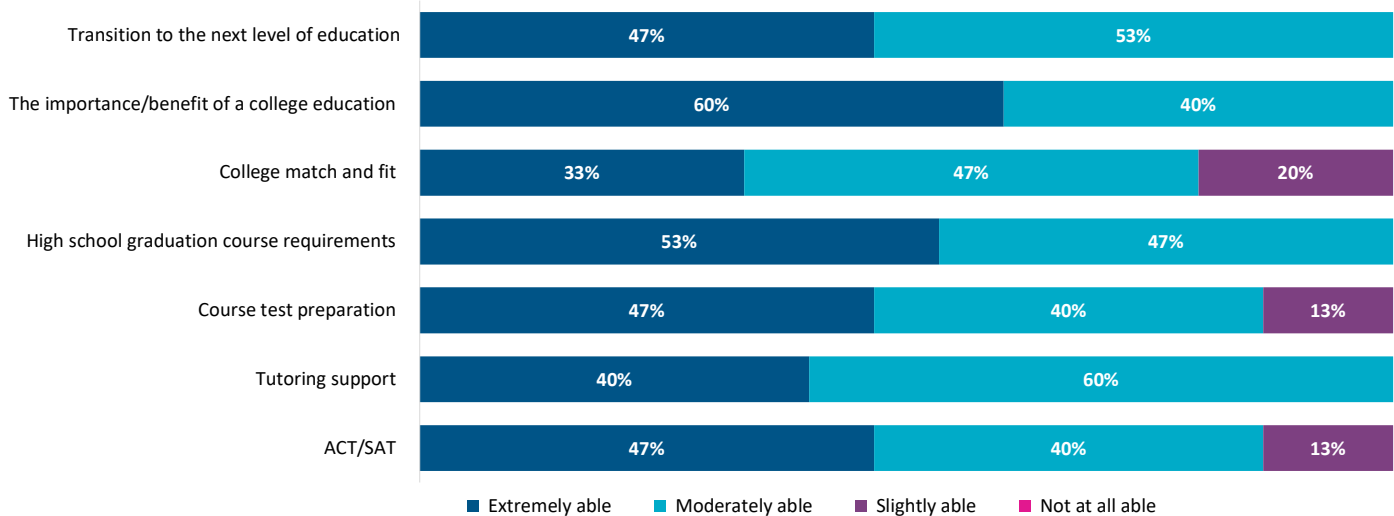


Section 3: College and Financial Aid Knowledge

Please rate your level of knowledge about each of the following programs that students and families can use to pay for college.



Please rate your ability to assist students and their families in understanding the following topics.



Financial aid programs available to West Virginia Students[^]

This need-based financial aid program for West Virginia students provided maximum annual awards of \$3,000 during the 2021-22 school year. This amount does not need to be paid back.



This merit-based financial aid program for West Virginia residents offers up to \$4,750 annually to cover the cost of tuition and mandatory fees. This amount does not need to be paid back.



This financial aid program for West Virginia students enrolled in eligible certificate and associate degree programs provides aid to cover the remaining amount of tuition, mandatory fees, and academic program fees that are not covered by other scholarships and grants.

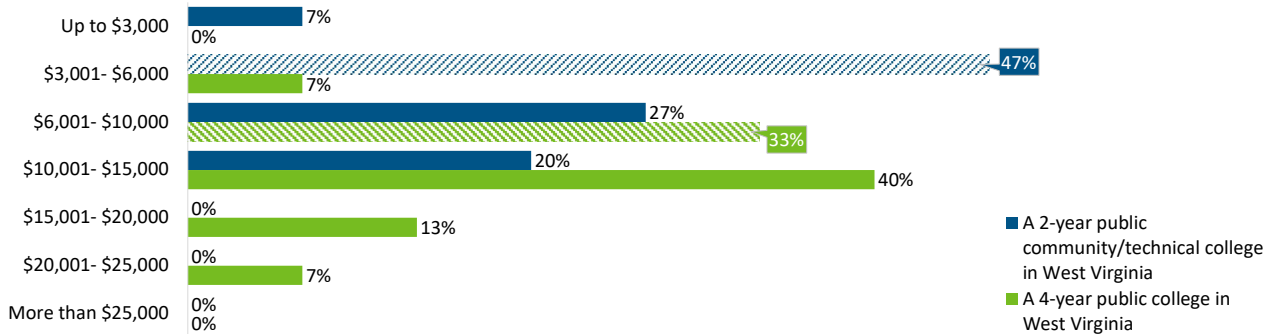


This need-based U.S. financial aid program provided qualifying students up to \$6,495 during the 2021-22 school year. This amount does not need to be paid back.



[^]The correct responses are indicated by the color filled bar.

On average, how much do you think it costs for one year of in-state tuition to attend the following college options in West Virginia? Your estimate should not include the cost of food, housing, or books. [^]



[^]The correct responses are indicated by pattern filled bar.

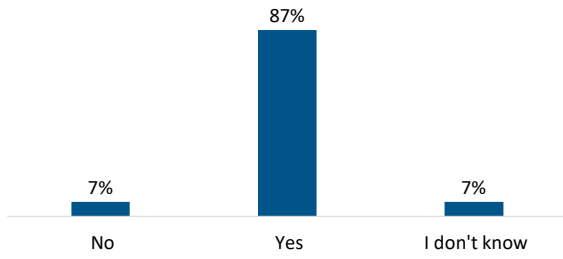
Section 4: College Readiness and/or GEAR UP Involvement

Please select to what extent your school promotes each of the following activities. Then, please indicate whether you have been involved in that activity (e.g., as a participant, activity organizer).

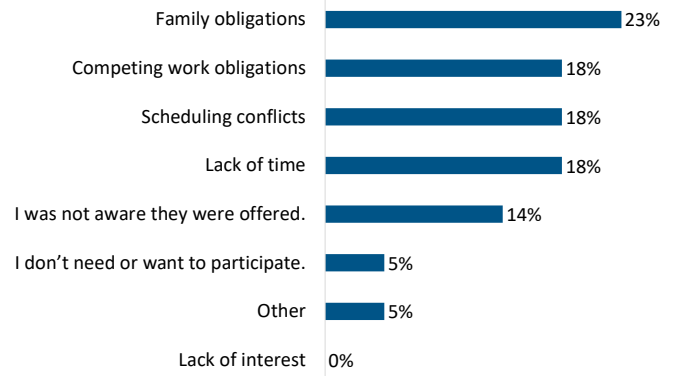
	extent your school promotes each of the following activities				been involved in that activity	
	Extremely	Moderately	Slightly	Not at all	No	Yes
Academic planning/career advising	27%	67%	7%	0%	48%	52%
Academic/tutoring support	33%	67%	0%	0%	43%	57%
ACT/SAT preparation	60%	40%	0%	0%	54%	46%
Assistance with completing financial aid forms (FAFSA)	73%	27%	0%	0%	64%	36%
College Application and Exploration Week	60%	40%	0%	0%	57%	43%
College campus visits (including virtual)	53%	47%	0%	0%	51%	49%
College Decision Day and/or other acceptance events	53%	47%	0%	0%	65%	35%
Credit recovery, AP, and dual credit opportunities	73%	27%	0%	0%	58%	42%
Financial literacy workshops	0%	93%	7%	0%	76%	24%
Mentoring programs (e.g., Student Success Society)	13%	67%	0%	20%	73%	27%
One-on-one advising with students	27%	67%	0%	7%	43%	57%
Parent/family peer networks	13%	73%	13%	0%	62%	38%
Professional development	20%	60%	13%	7%	46%	54%
Summer activities (e.g., Student Leadership Academy)	0%	80%	20%	0%	76%	24%
Text 4 Success initiative	14%	43%	21%	21%	90%	10%

Note: Blue column percentages are based on those respondents who indicated promotion of an activity. Pink column percentages are based on those respondents who indicated they were involved in an activity.

Have you ever participated in GEAR UP-sponsored activities or received support through GEAR UP?



If you did not participate in one or more of these activities/services, why not?*



Final Note: Additional questions from the personnel survey that were only for site coordinators are not included in this report to protect their anonymity.



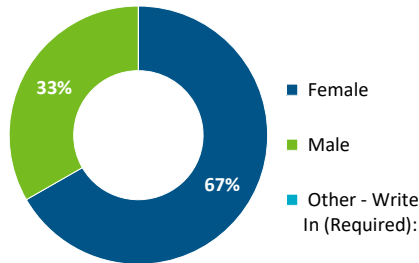
School-Level Response Rate:	
Estimated School Personnel	45
Surveys Received	18
Response Rate	40%

School Name:	Roane County High School
Survey Type:	School Personnel Survey Report

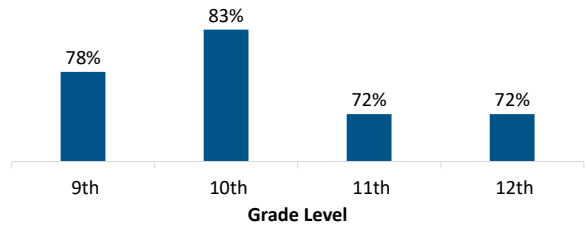
Note: Throughout this report, all percentages are rounded to the nearest whole number; amounts lower than 0.5% are rounded down to 0%. An asterick indicates a select all that apply question; amounts may exceed 100%.

Section 1: About Yourself

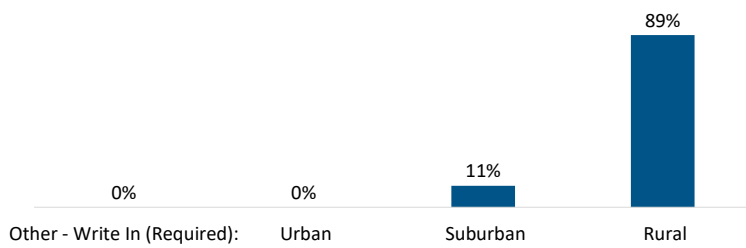
What is your gender?



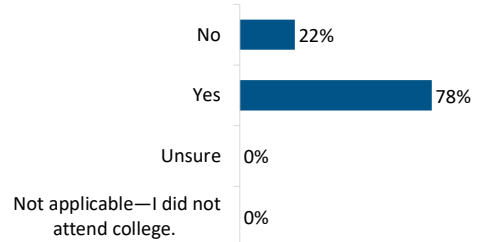
What current grade level(s) do you serve?*



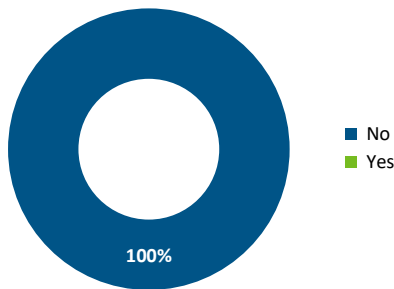
What type of community did you grow up in?



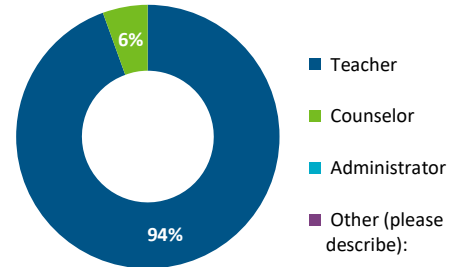
When you attended college, were you a first-generation college student?



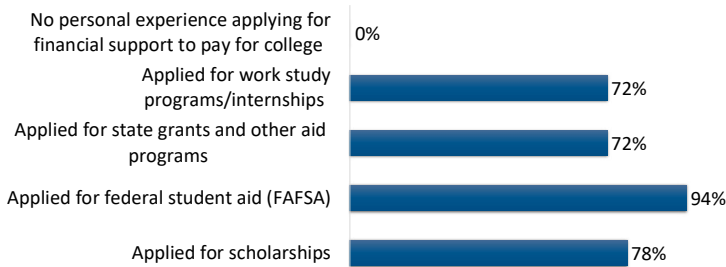
Are you a GEAR UP site coordinator?



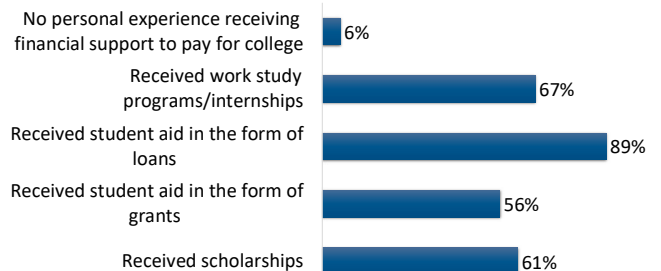
What is your current primary position at your school?



What has been your personal experience applying for financing for postsecondary education?*

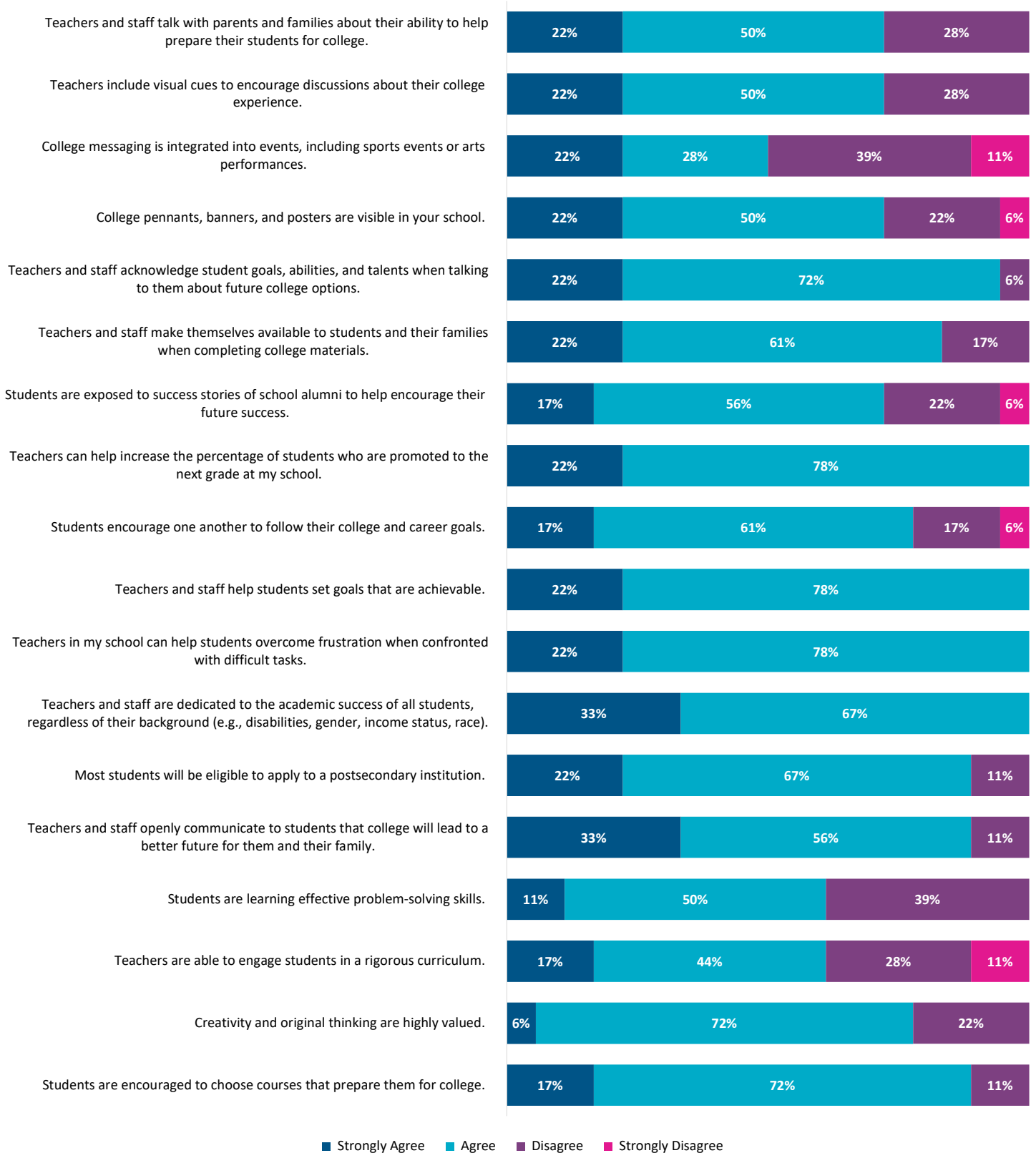


What has been your personal experience receiving financing for postsecondary education?*

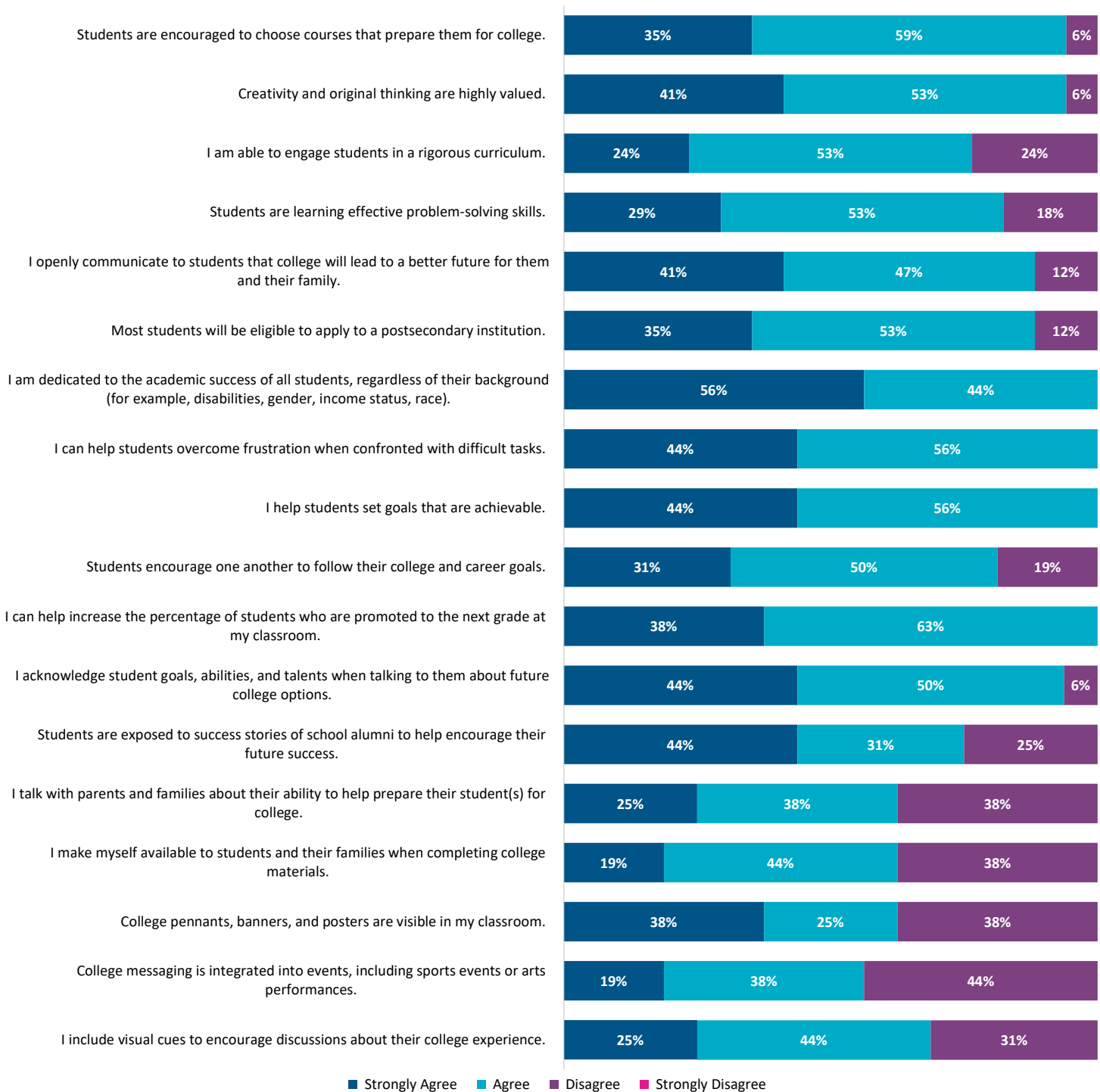


Section 2: School Culture

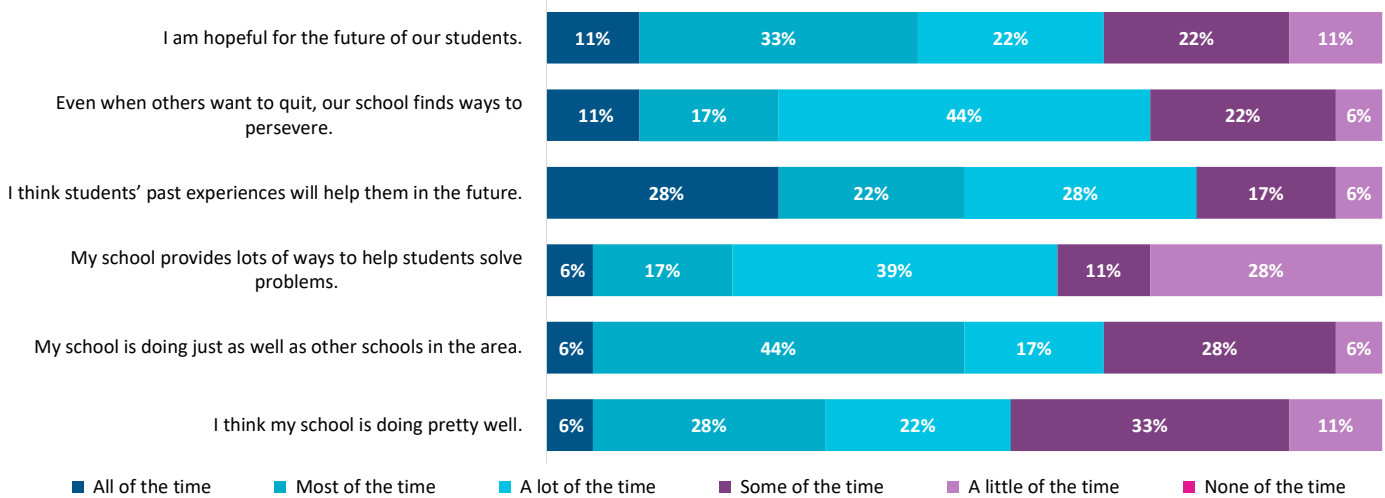
Please rate your level of agreement with each statement as it reflects YOUR SCHOOL:



Teachers only: Please rate your level of agreement with each statement as it reflects YOUR CLASSROOM:

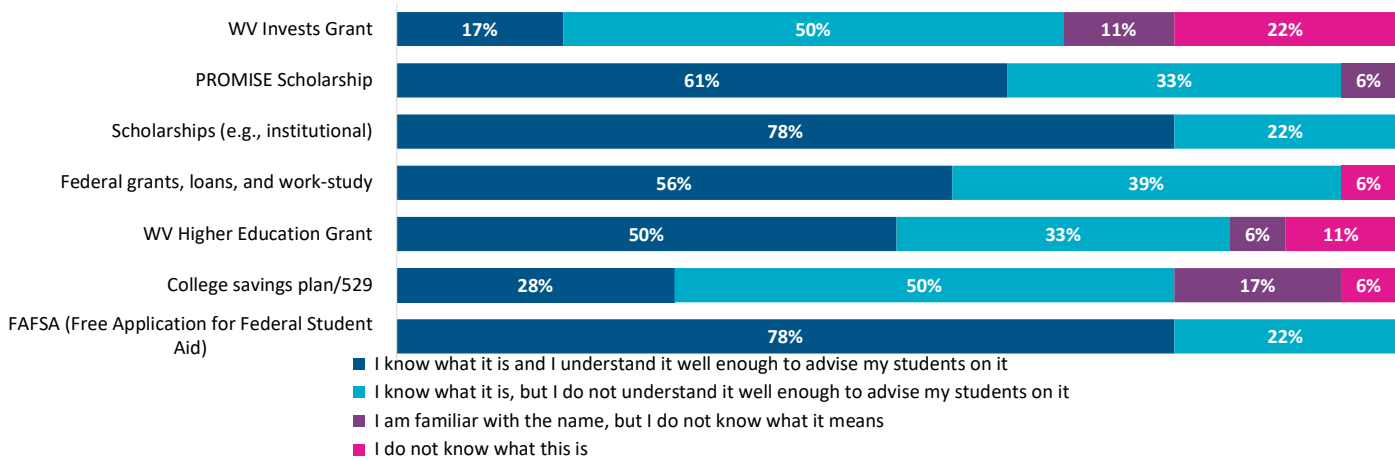


Please read the following sentences below and think about how your school is doing in most situations.

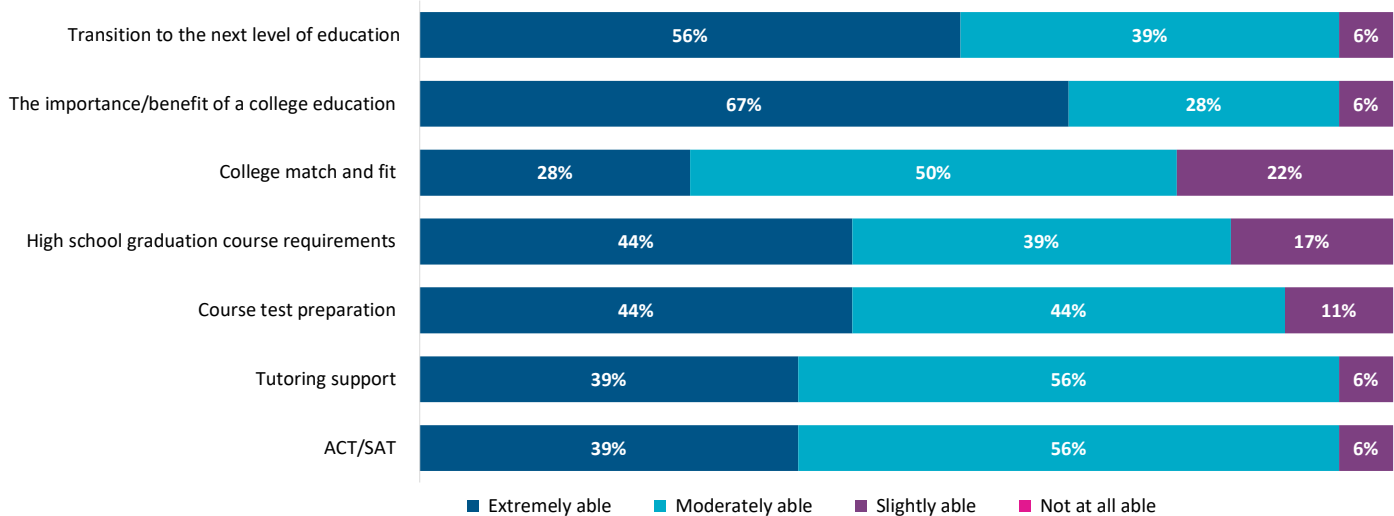


Section 3: College and Financial Aid Knowledge

Please rate your level of knowledge about each of the following programs that students and families can use to pay for college.



Please rate your ability to assist students and their families in understanding the following topics.



Financial aid programs available to West Virginia Students[^]

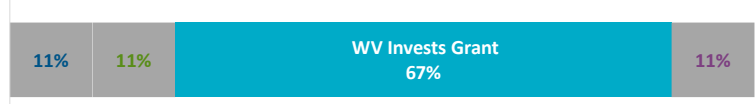
This need-based financial aid program for West Virginia students provided maximum annual awards of \$3,000 during the 2021-22 school year. This amount does not need to be paid back.



This merit-based financial aid program for West Virginia residents offers up to \$4,750 annually to cover the cost of tuition and mandatory fees. This amount does not need to be paid back.



This financial aid program for West Virginia students enrolled in eligible certificate and associate degree programs provides aid to cover the remaining amount of tuition, mandatory fees, and academic program fees that are not covered by other scholarships and grants.

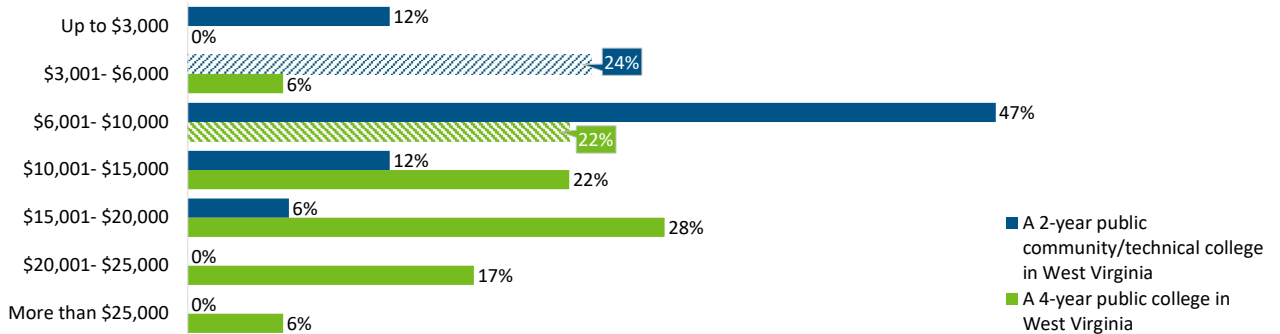


This need-based U.S. financial aid program provided qualifying students up to \$6,495 during the 2021-22 school year. This amount does not need to be paid back.



[^]The correct responses are indicated by the color filled bar.

On average, how much do you think it costs for one year of in-state tuition to attend the following college options in West Virginia? Your estimate should not include the cost of food, housing, or books. [^]



[^]The correct responses are indicated by pattern filled bar.

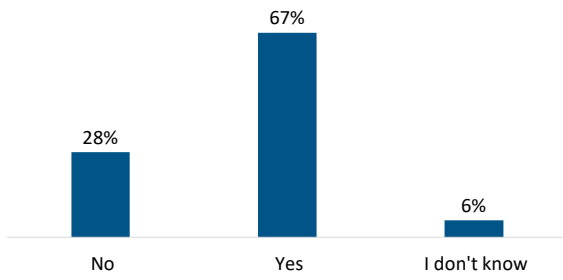
Section 4: College Readiness and/or GEAR UP Involvement

Please select to what extent your school promotes each of the following activities. Then, please indicate whether you have been involved in that activity (e.g., as a participant, activity organizer).

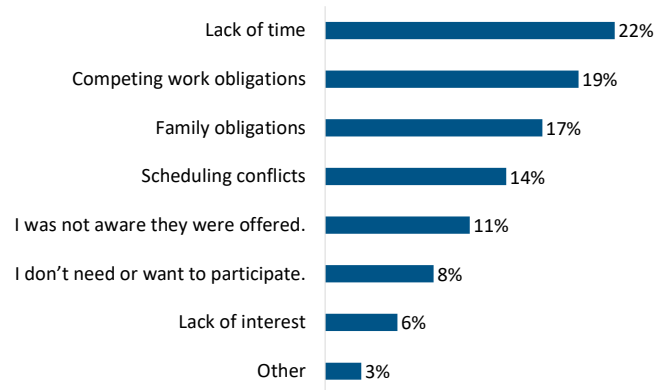
	extent your school promotes each of the following activities				been involved in that activity	
	Extremely	Moderately	Slightly	Not at all	No	Yes
Academic planning/career advising	50%	38%	13%	0%	48%	52%
Academic/tutoring support	41%	47%	12%	0%	43%	57%
ACT/SAT preparation	59%	29%	12%	0%	54%	46%
Assistance with completing financial aid forms (FAFSA)	71%	24%	0%	6%	64%	36%
College Application and Exploration Week	65%	24%	12%	0%	57%	43%
College campus visits (including virtual)	35%	53%	6%	6%	51%	49%
College Decision Day and/or other acceptance events	38%	38%	19%	6%	65%	35%
Credit recovery, AP, and dual credit opportunities	71%	29%	0%	0%	58%	42%
Financial literacy workshops	41%	41%	6%	12%	76%	24%
Mentoring programs (e.g., Student Success Society)	12%	35%	35%	18%	73%	27%
One-on-one advising with students	47%	29%	24%	0%	43%	57%
Parent/family peer networks	31%	50%	19%	0%	62%	38%
Professional development	24%	24%	47%	6%	46%	54%
Summer activities (e.g., Student Leadership Academy)	13%	56%	25%	6%	76%	24%
Text 4 Success initiative	19%	31%	25%	25%	90%	10%

Note: Blue column percentages are based on those respondents who indicated promotion of an activity. Pink column percentages are based on those respondents who indicated they were involved in an activity.

Have you ever participated in GEAR UP-sponsored activities or received support through GEAR UP?



If you did not participate in one or more of these activities/services, why not?*



Final Note: Additional questions from the personnel survey that were only for site coordinators are not included in this report to protect their anonymity.



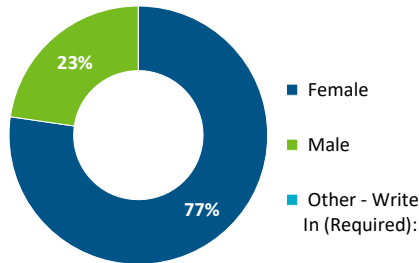
School-Level Response Rate:	
Estimated School Personnel	37
Surveys Received	22
Response Rate	59%

School Name:	Scott High School
Survey Type:	School Personnel Survey Report

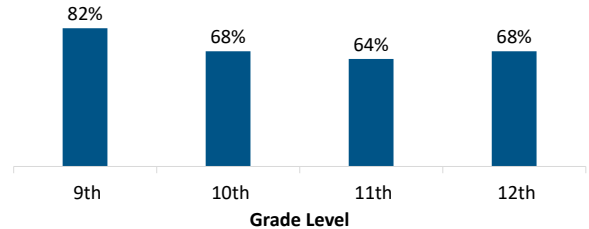
Note: Throughout this report, all percentages are rounded to the nearest whole number; amounts lower than 0.5% are rounded down to 0%. An asterisk indicates a select all that apply question; amounts may exceed 100%.

Section 1: About Yourself

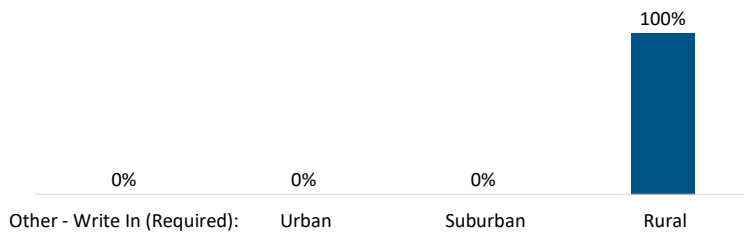
What is your gender?



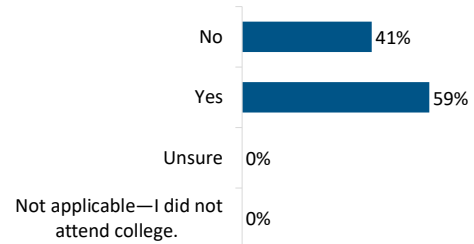
What current grade level(s) do you serve?*



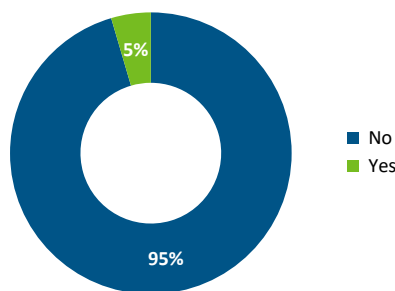
What type of community did you grow up in?



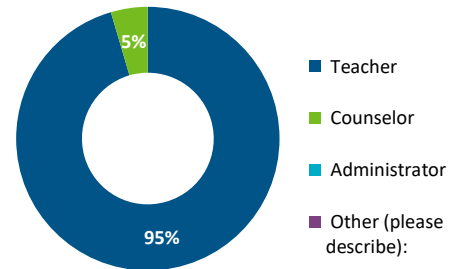
When you attended college, were you a first-generation college student?



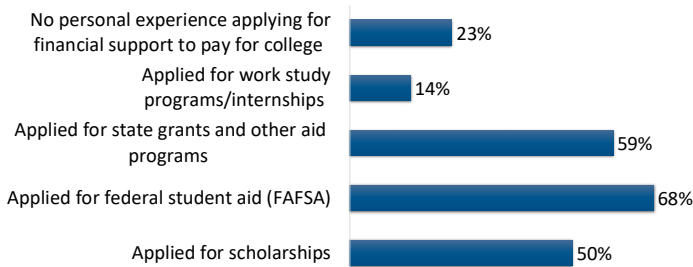
Are you a GEAR UP site coordinator?



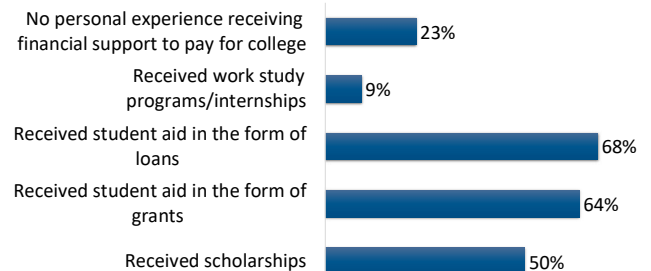
What is your current primary position at your school?



What has been your personal experience applying for financing for postsecondary education?*

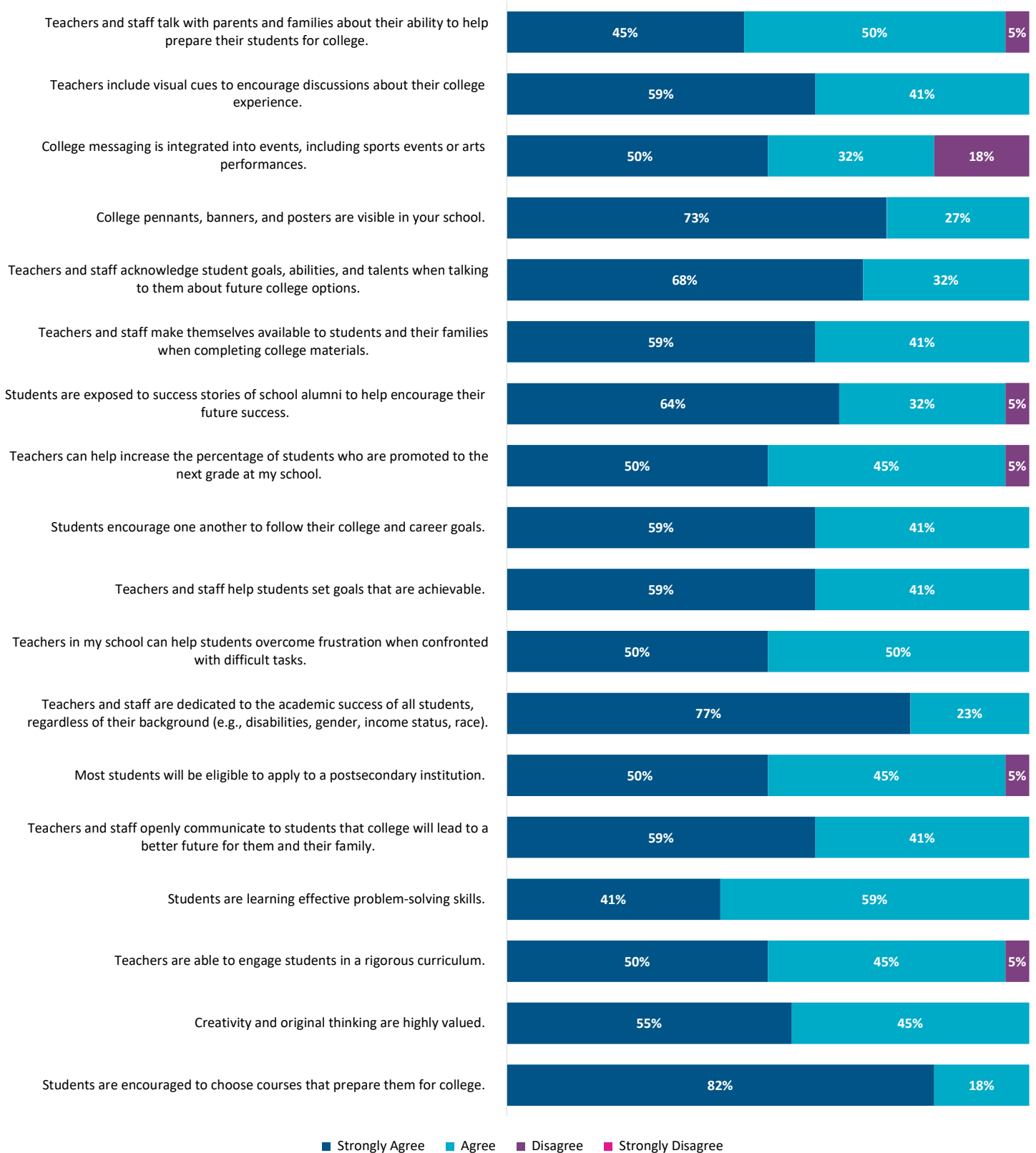


What has been your personal experience receiving financing for postsecondary education?*

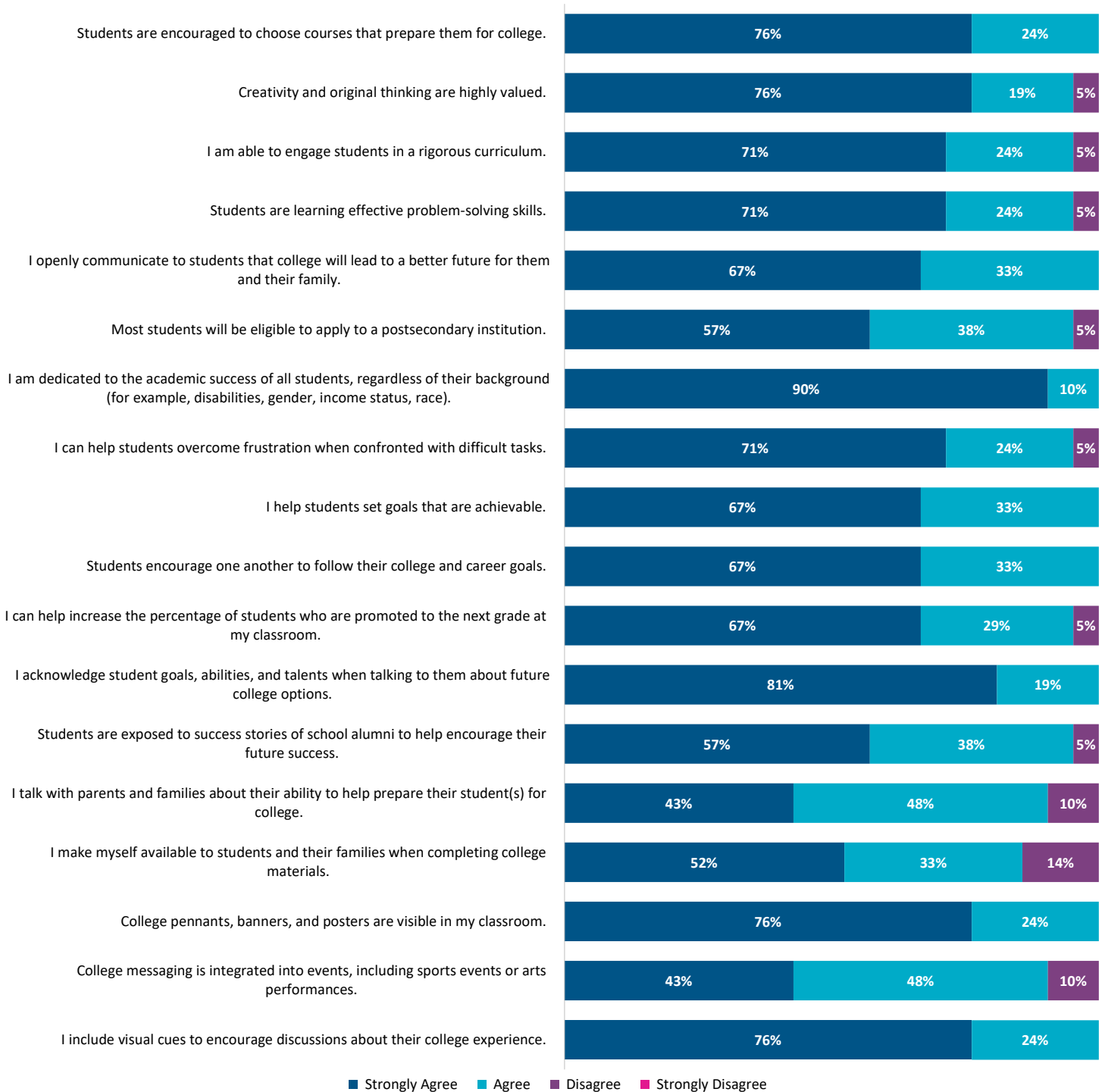


Section 2: School Culture

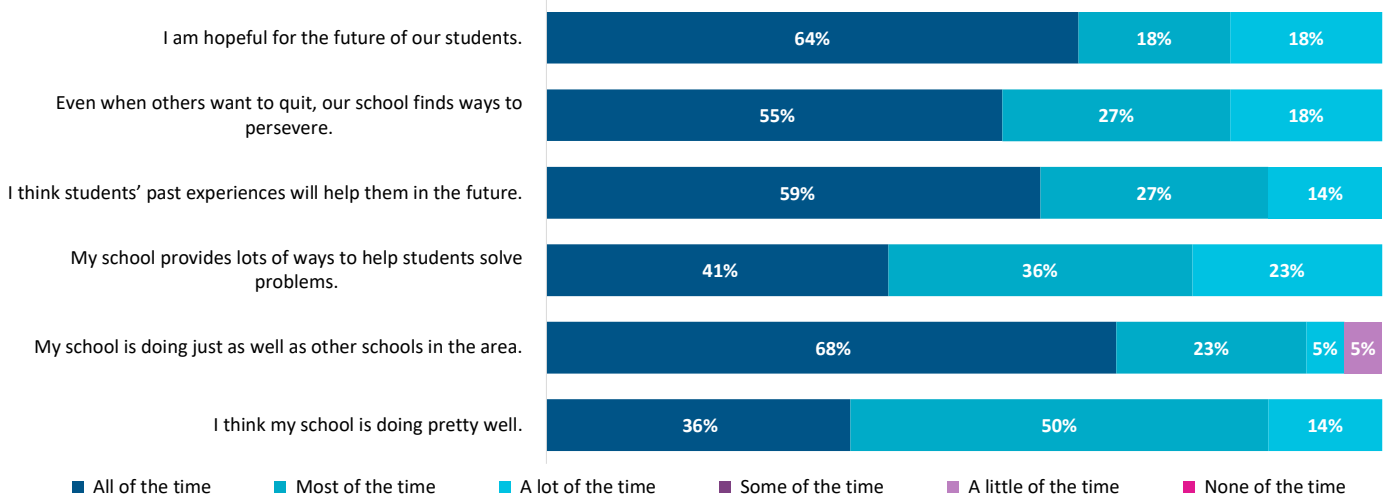
Please rate your level of agreement with each statement as it reflects YOUR SCHOOL:



Teachers only: Please rate your level of agreement with each statement as it reflects YOUR CLASSROOM:

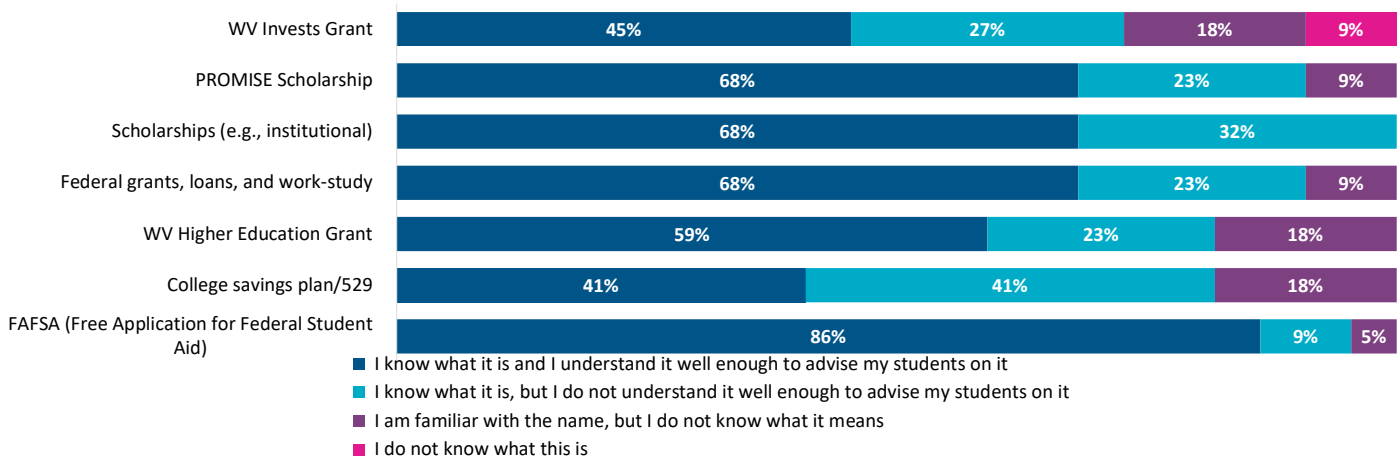


Please read the following sentences below and think about how your school is doing in most situations.

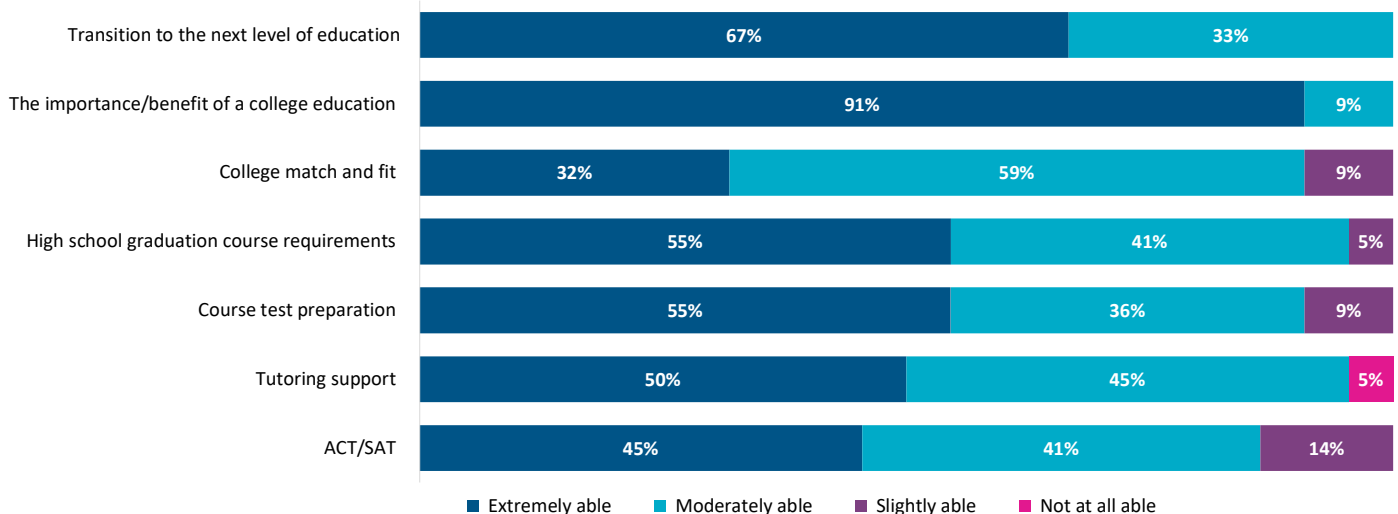


Section 3: College and Financial Aid Knowledge

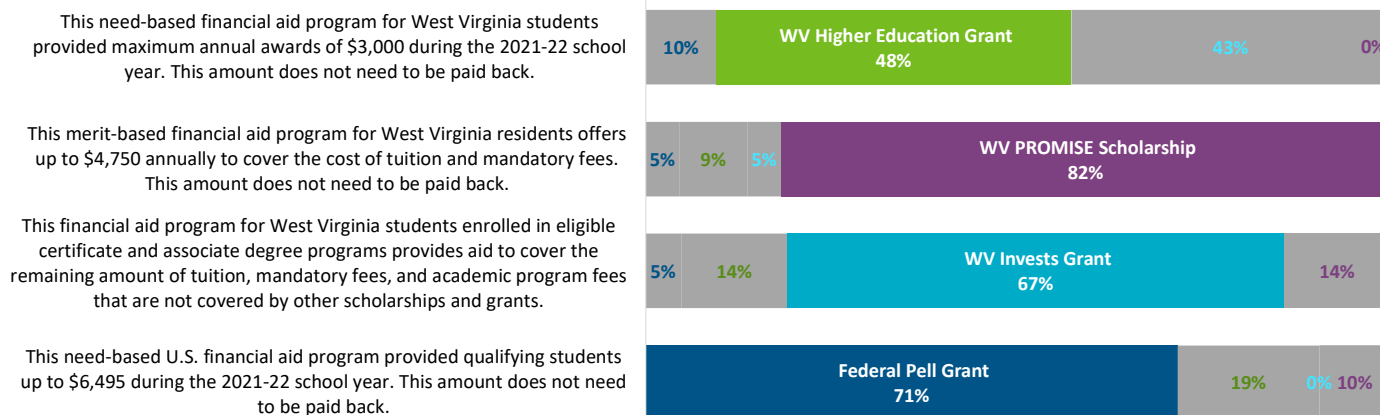
Please rate your level of knowledge about each of the following programs that students and families can use to pay for college.



Please rate your ability to assist students and their families in understanding the following topics.

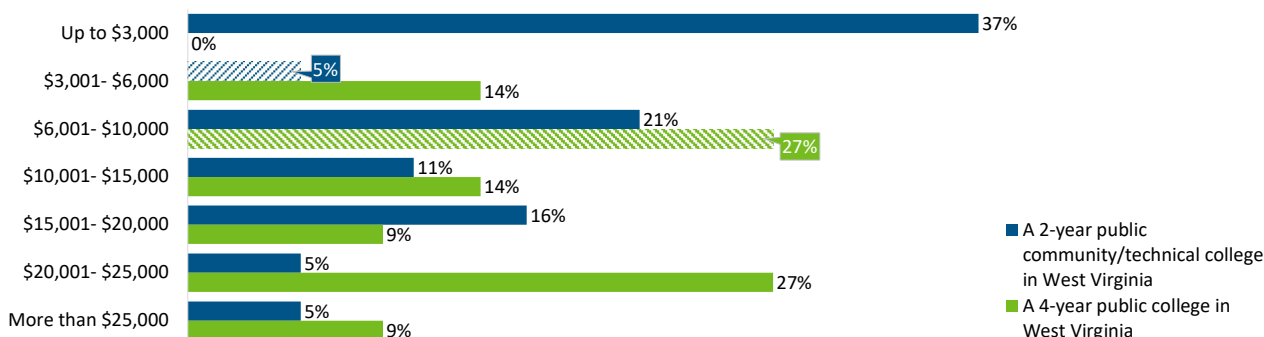


Financial aid programs available to West Virginia Students[^]



[^]The correct responses are indicated by the color filled bar.

On average, how much do you think it costs for one year of in-state tuition to attend the following college options in West Virginia? Your estimate should not include the cost of food, housing, or books. [^]



[^]The correct responses are indicated by pattern filled bar.

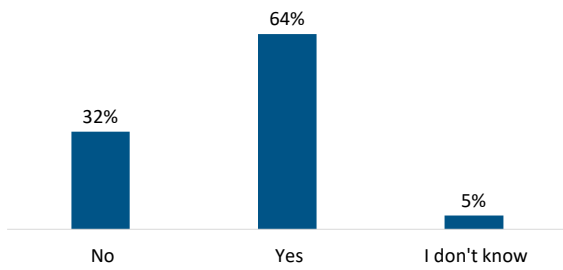
Section 4: College Readiness and/or GEAR UP Involvement

Please select to what extent your school promotes each of the following activities. Then, please indicate whether you have been involved in that activity (e.g., as a participant, activity organizer).

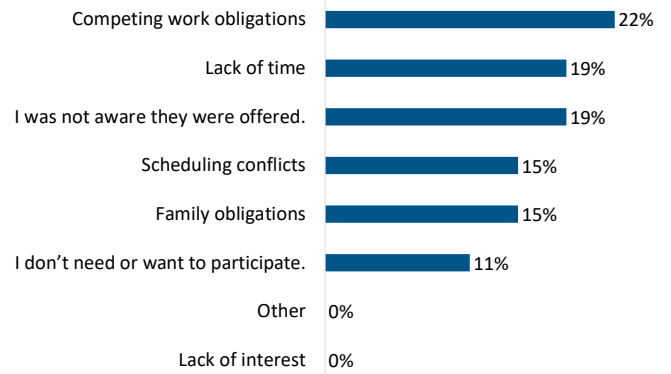
	extent your school promotes each of the following activities				been involved in that activity	
	Extremely	Moderately	Slightly	Not at all	No	Yes
Academic planning/career advising	59%	32%	9%	0%	48%	52%
Academic/tutoring support	68%	23%	0%	9%	43%	57%
ACT/SAT preparation	73%	18%	5%	5%	54%	46%
Assistance with completing financial aid forms (FAFSA)	82%	14%	0%	5%	64%	36%
College Application and Exploration Week	68%	27%	5%	0%	57%	43%
College campus visits (including virtual)	64%	23%	14%	0%	51%	49%
College Decision Day and/or other acceptance events	82%	18%	0%	0%	65%	35%
Credit recovery, AP, and dual credit opportunities	91%	9%	0%	0%	58%	42%
Financial literacy workshops	45%	36%	14%	5%	76%	24%
Mentoring programs (e.g., Student Success Society)	45%	32%	18%	5%	73%	27%
One-on-one advising with students	59%	36%	5%	0%	43%	57%
Parent/family peer networks	45%	27%	18%	9%	62%	38%
Professional development	36%	36%	14%	14%	46%	54%
Summer activities (e.g., Student Leadership Academy)	50%	27%	9%	14%	76%	24%
Text 4 Success initiative	32%	41%	14%	14%	90%	10%

Note: Blue column percentages are based on those respondents who indicated promotion of an activity. Pink column percentages are based on those respondents who indicated they were involved in an activity.

Have you ever participated in GEAR UP-sponsored activities or received support through GEAR UP?



If you did not participate in one or more of these activities/services, why not?*



Final Note: Additional questions from the personnel survey that were only for site coordinators are not included in this report to protect their anonymity.



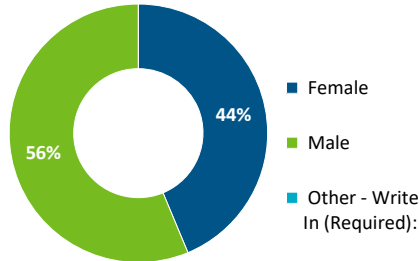
School-Level Response Rate:	
Estimated School Personnel	28
Surveys Received	16
Response Rate	57%

School Name:	Sherman High School
Survey Type:	School Personnel Survey Report

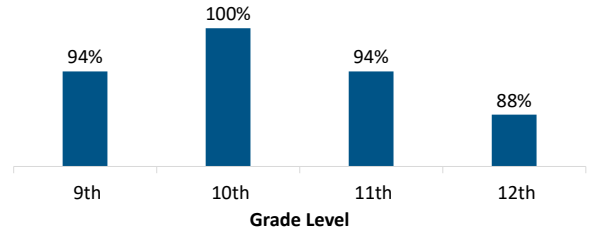
Note: Throughout this report, all percentages are rounded to the nearest whole number; amounts lower than 0.5% are rounded down to 0%. An asterisk indicates a select all that apply question; amounts may exceed 100%.

Section 1: About Yourself

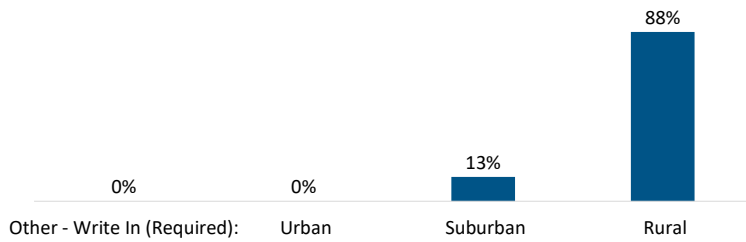
What is your gender?



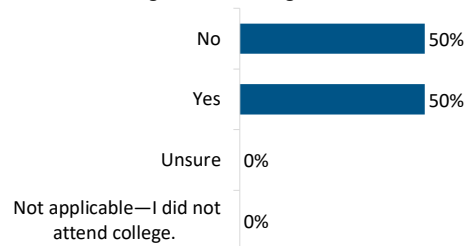
What current grade level(s) do you serve?*



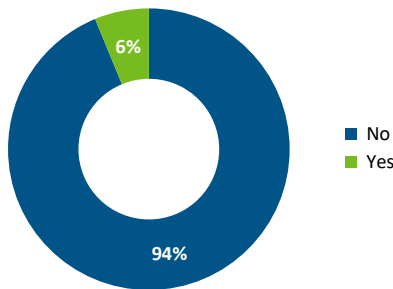
What type of community did you grow up in?



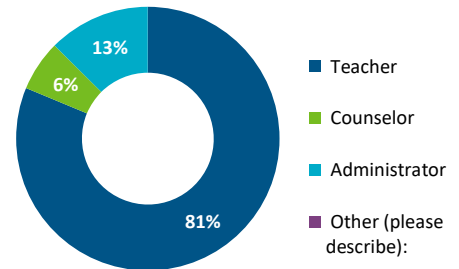
When you attended college, were you a first-generation college student?



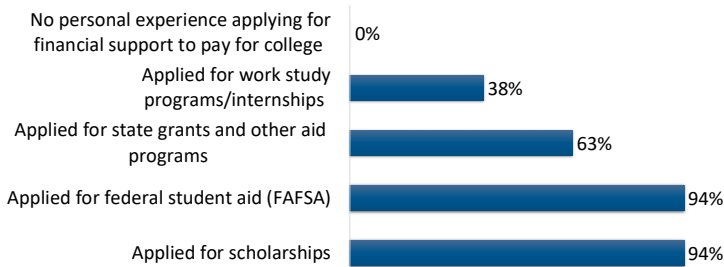
Are you a GEAR UP site coordinator?



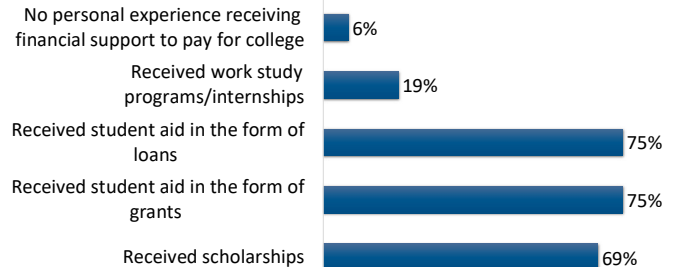
What is your current primary position at your school?



What has been your personal experience applying for financing for postsecondary education?*

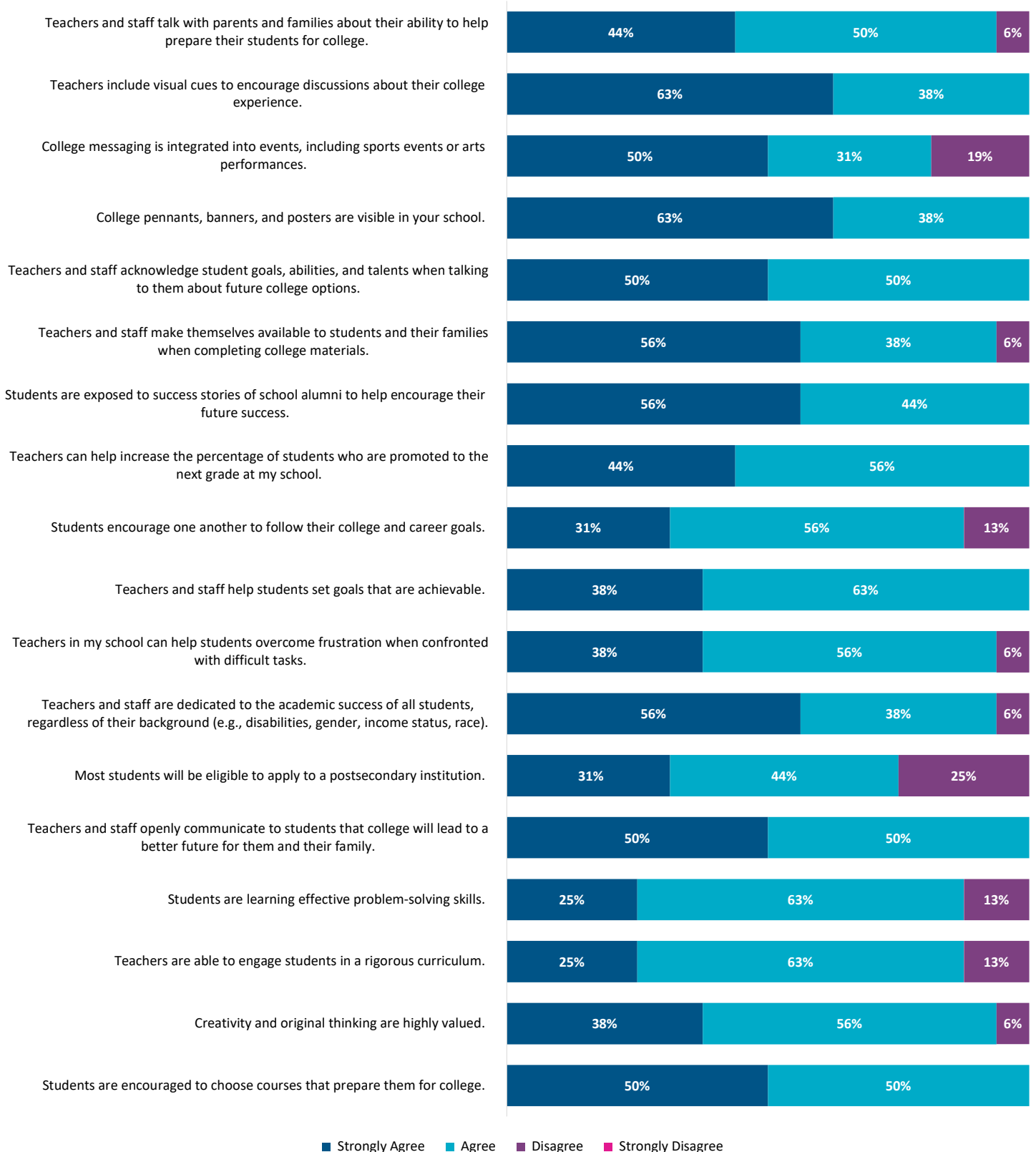


What has been your personal experience receiving financing for postsecondary education?*

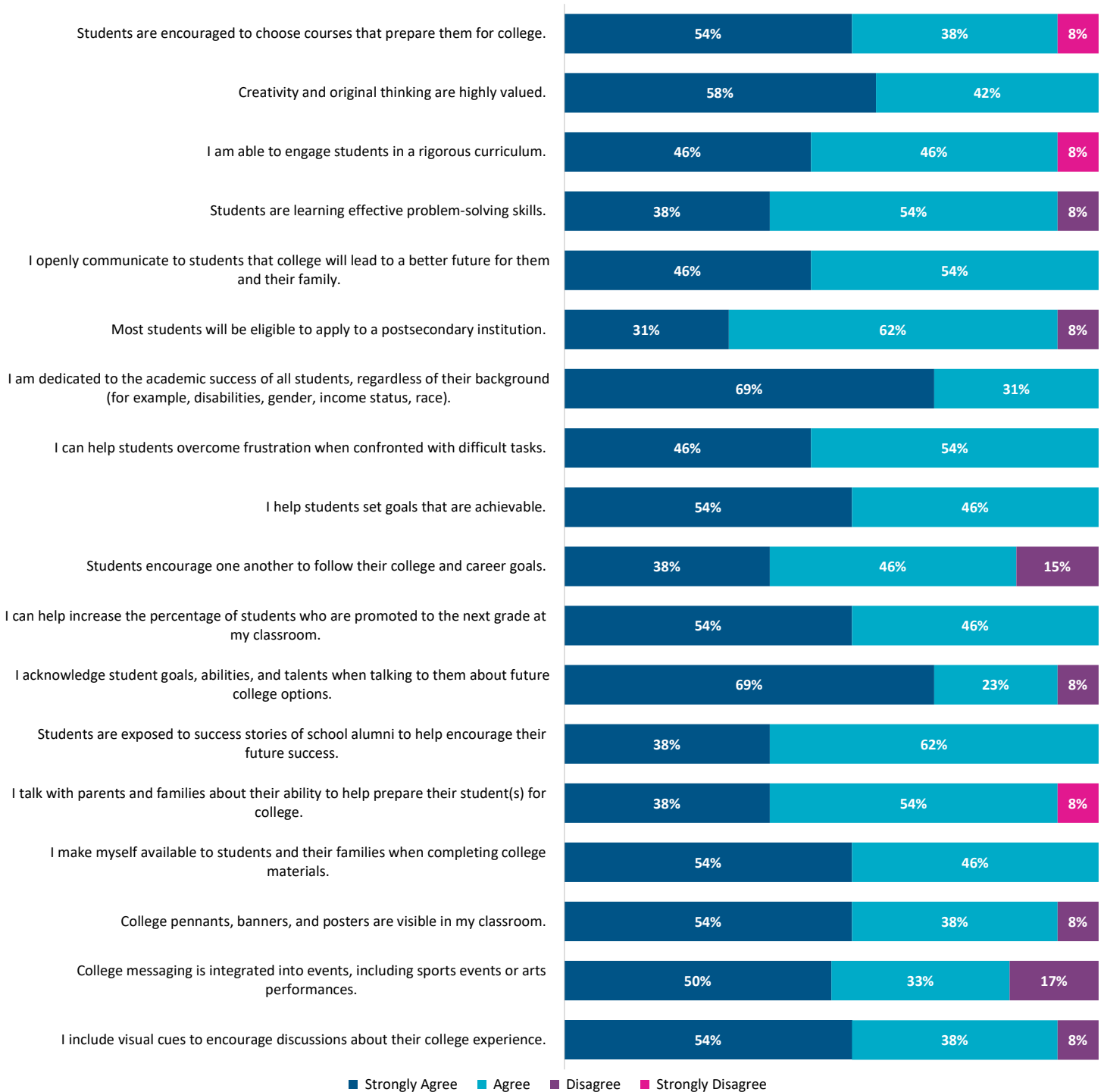


Section 2: School Culture

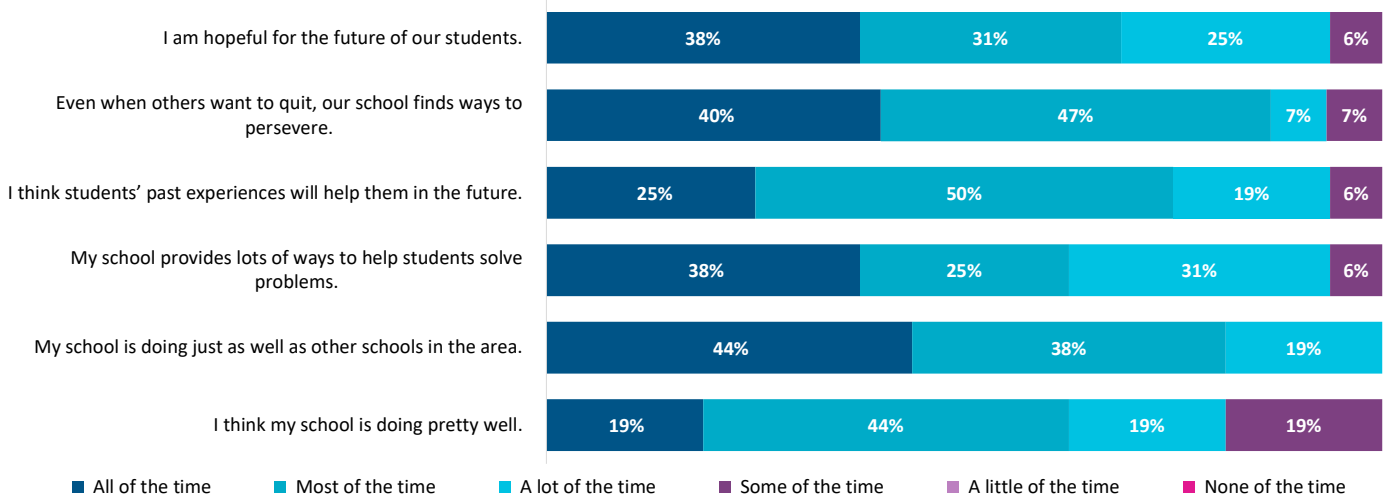
Please rate your level of agreement with each statement as it reflects YOUR SCHOOL:



Teachers only: Please rate your level of agreement with each statement as it reflects YOUR CLASSROOM:

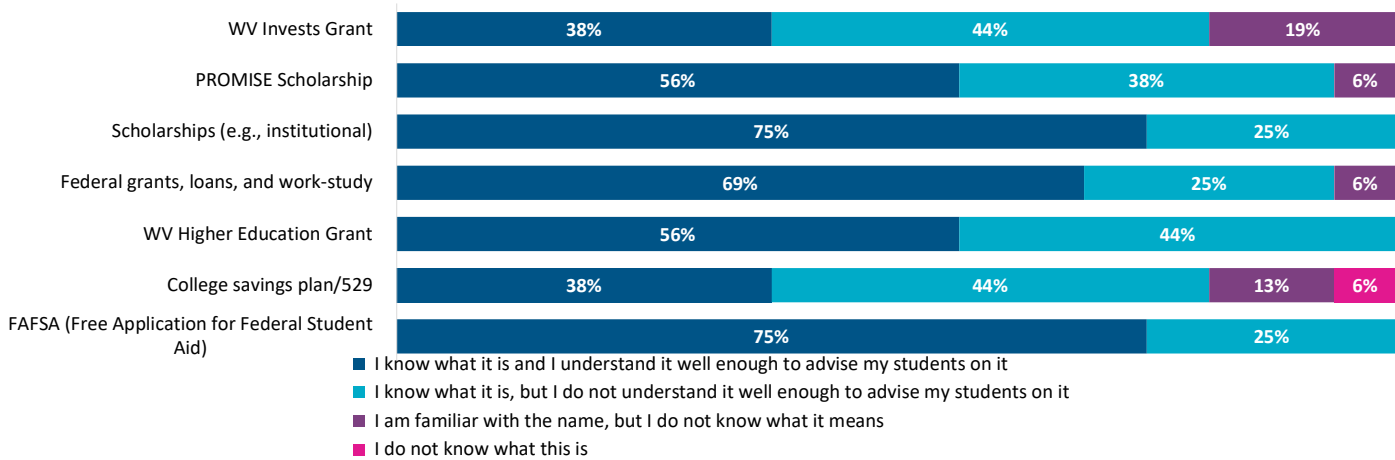


Please read the following sentences below and think about how your school is doing in most situations.

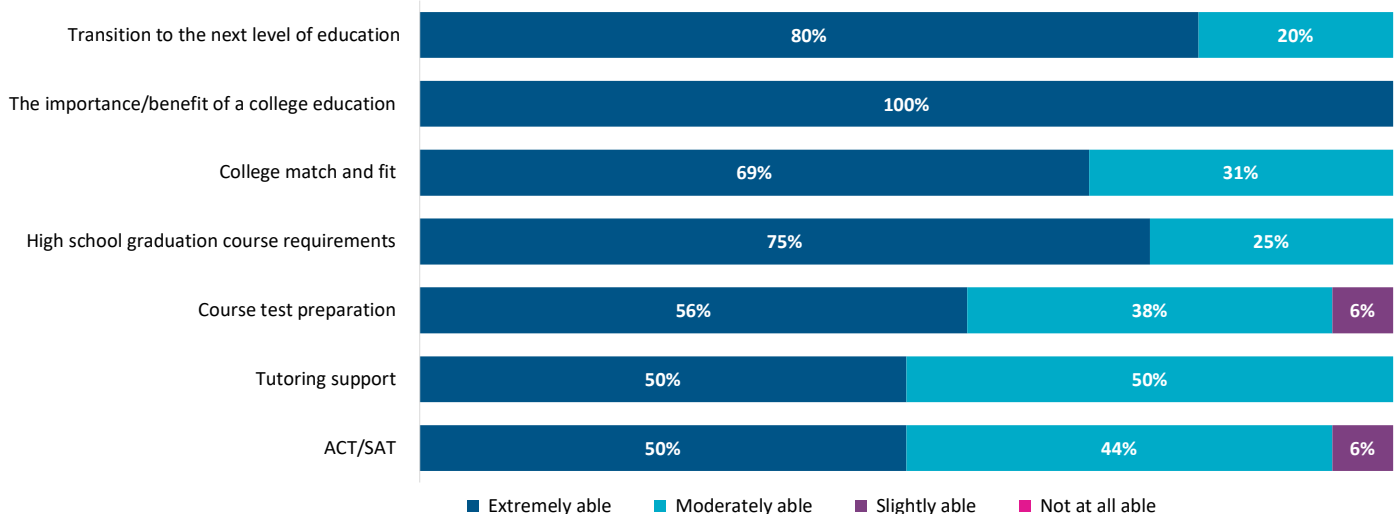


Section 3: College and Financial Aid Knowledge

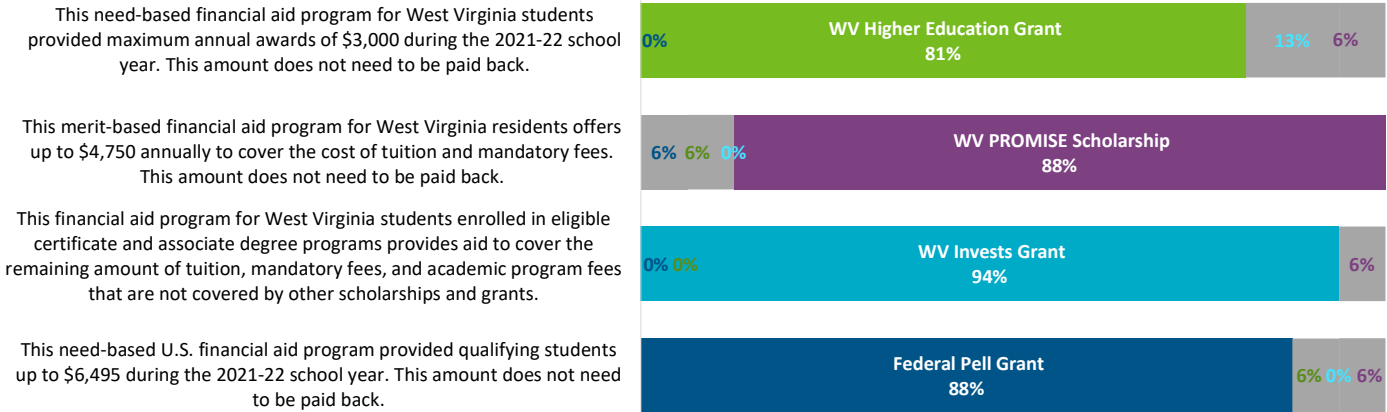
Please rate your level of knowledge about each of the following programs that students and families can use to pay for college.



Please rate your ability to assist students and their families in understanding the following topics.

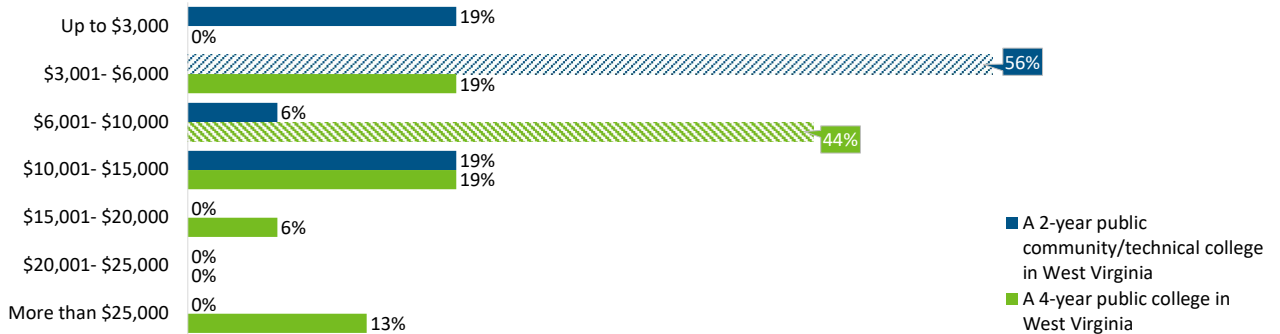


Financial aid programs available to West Virginia Students[^]



[^]The correct responses are indicated by the color filled bar.

On average, how much do you think it costs for one year of in-state tuition to attend the following college options in West Virginia? Your estimate should not include the cost of food, housing, or books. [^]



[^]The correct responses are indicated by pattern filled bar.

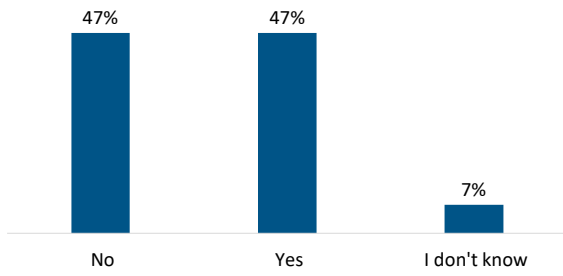
Section 4: College Readiness and/or GEAR UP Involvement

Please select to what extent your school promotes each of the following activities. Then, please indicate whether you have been involved in that activity (e.g., as a participant, activity organizer).

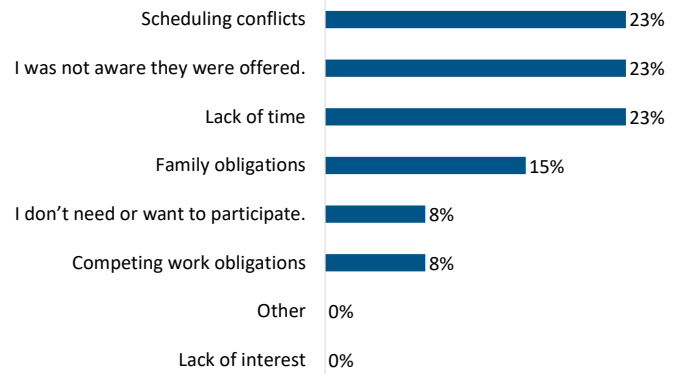
	<i>extent your school promotes each of the following activities</i>				<i>been involved in that activity</i>	
	Extremely	Moderately	Slightly	Not at all	No	Yes
Academic planning/career advising	60%	20%	13%	7%	48%	52%
Academic/tutoring support	57%	29%	14%	0%	43%	57%
ACT/SAT preparation	67%	20%	13%	0%	54%	46%
Assistance with completing financial aid forms (FAFSA)	87%	13%	0%	0%	64%	36%
College Application and Exploration Week	67%	27%	7%	0%	57%	43%
College campus visits (including virtual)	40%	40%	20%	0%	51%	49%
College Decision Day and/or other acceptance events	64%	29%	7%	0%	65%	35%
Credit recovery, AP, and dual credit opportunities	87%	13%	0%	0%	58%	42%
Financial literacy workshops	53%	27%	20%	0%	76%	24%
Mentoring programs (e.g., Student Success Society)	40%	33%	13%	13%	73%	27%
One-on-one advising with students	67%	13%	13%	7%	43%	57%
Parent/family peer networks	47%	20%	27%	7%	62%	38%
Professional development	53%	27%	13%	7%	46%	54%
Summer activities (e.g., Student Leadership Academy)	33%	20%	27%	20%	76%	24%
Text 4 Success initiative	47%	20%	13%	20%	90%	10%

Note: Blue column percentages are based on those respondents who indicated promotion of an activity. Pink column percentages are based on those respondents who indicated they were involved in an activity.

Have you ever participated in GEAR UP-sponsored activities or received support through GEAR UP?



If you did not participate in one or more of these activities/services, why not?*



Final Note: Additional questions from the personnel survey that were only for site coordinators are not included in this report to protect their anonymity.



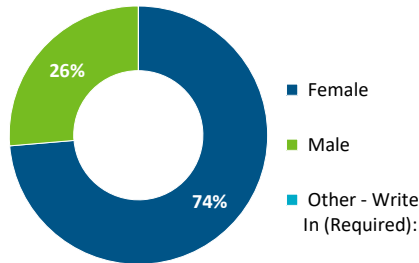
School-Level Response Rate:	
Estimated School Personnel	21
Surveys Received	19
Response Rate	90%

School Name:	Sherman Junior High School
Survey Type:	School Personnel Survey Report

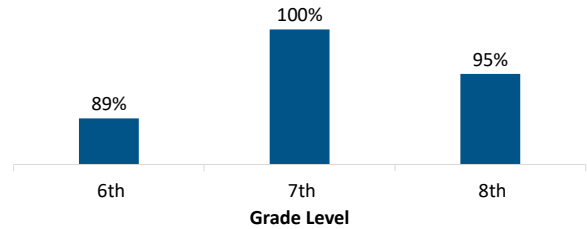
Note: Throughout this report, all percentages are rounded to the nearest whole number; amounts lower than 0.5% are rounded down to 0%. An asterick indicates a select all that apply question; amounts may exceed 100%.

Section 1: About Yourself

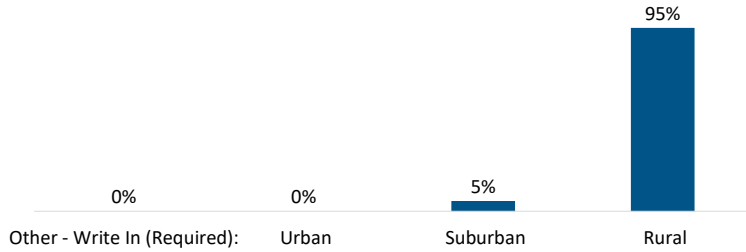
What is your gender?



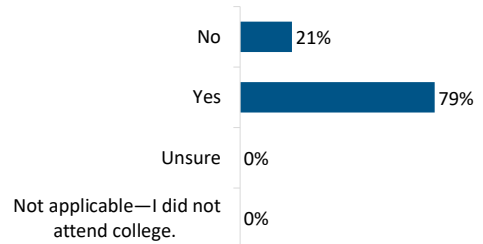
What current grade level(s) do you serve?*



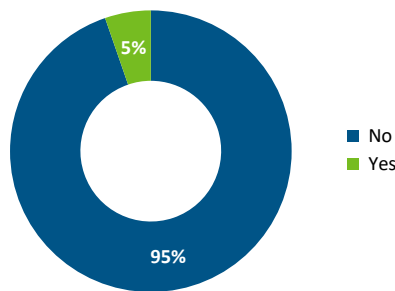
What type of community did you grow up in?



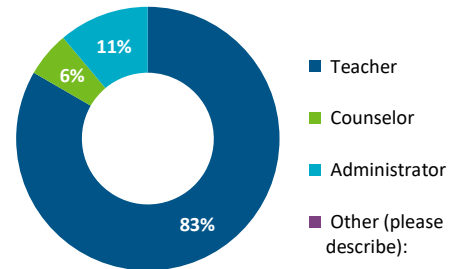
When you attended college, were you a first-generation college student?



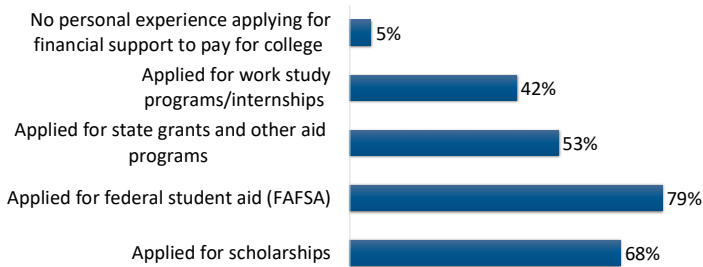
Are you a GEAR UP site coordinator?



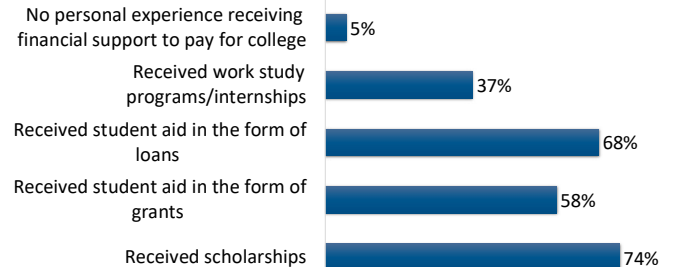
What is your current primary position at your school?



What has been your personal experience applying for financing for postsecondary education?*

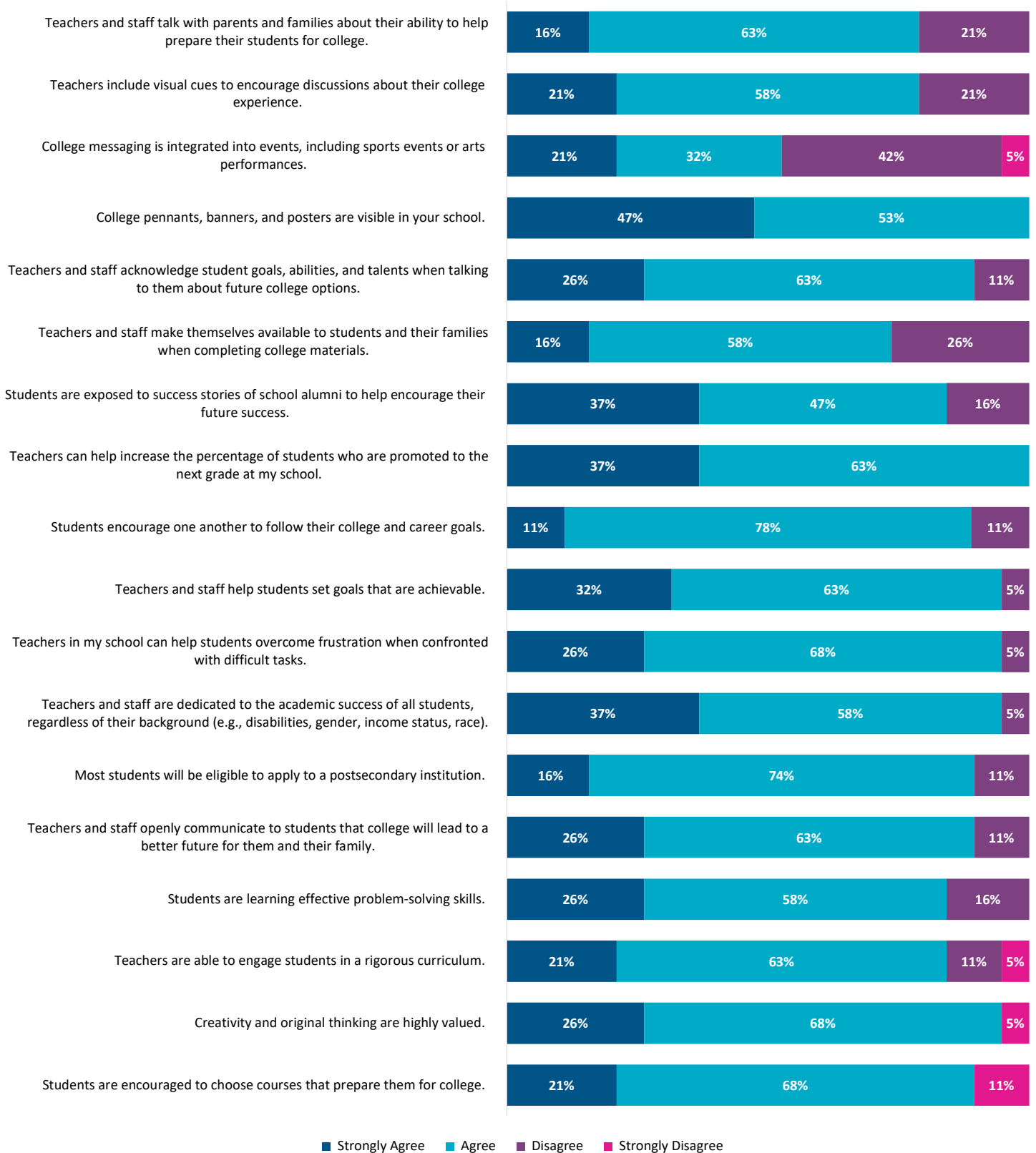


What has been your personal experience receiving financing for postsecondary education?*

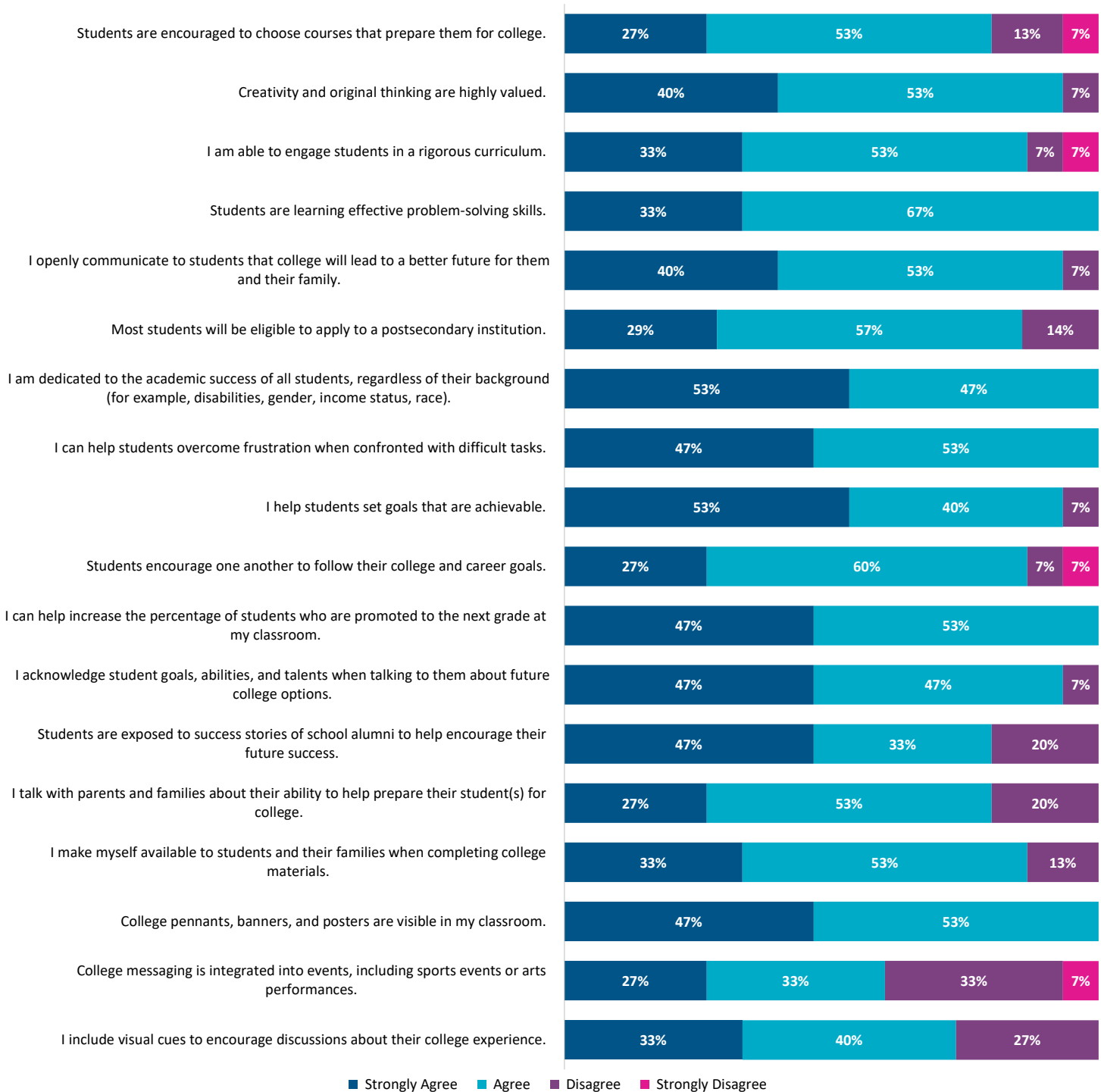


Section 2: School Culture

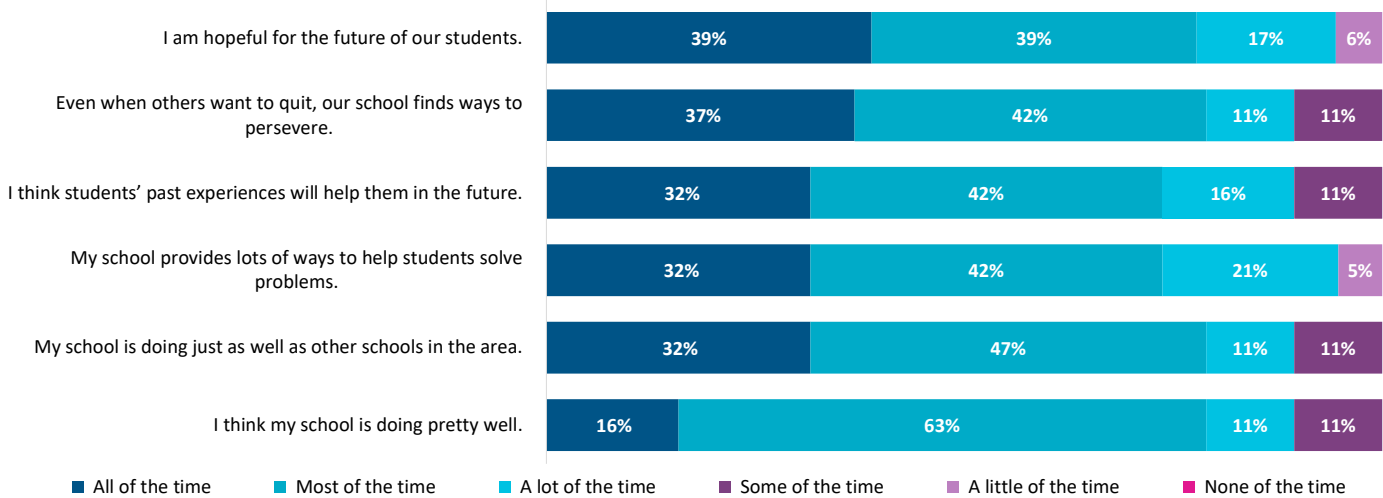
Please rate your level of agreement with each statement as it reflects YOUR SCHOOL:



Teachers only: Please rate your level of agreement with each statement as it reflects YOUR CLASSROOM:

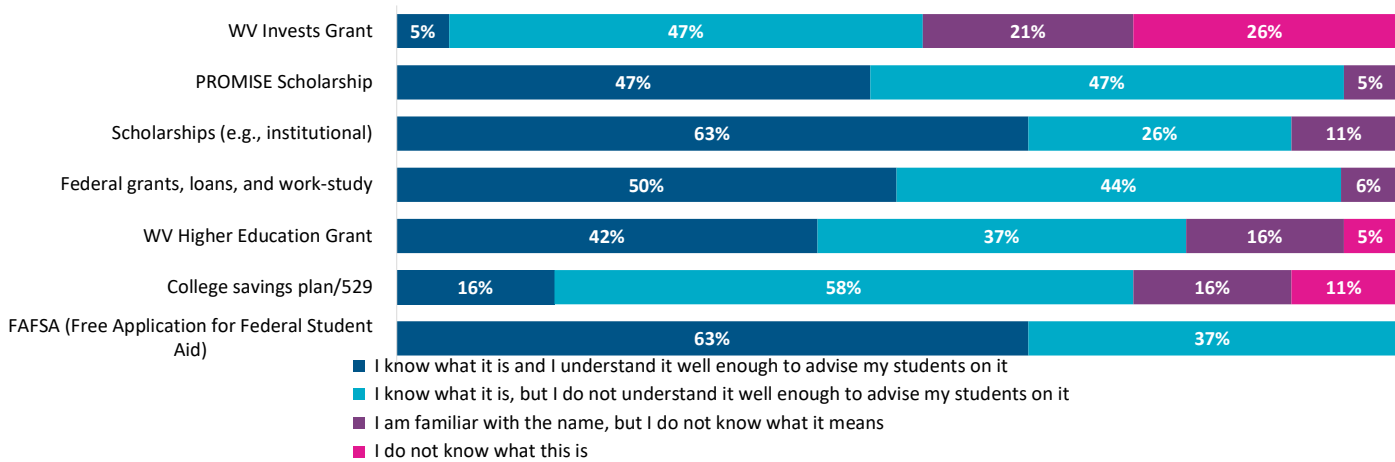


Please read the following sentences below and think about how your school is doing in most situations.

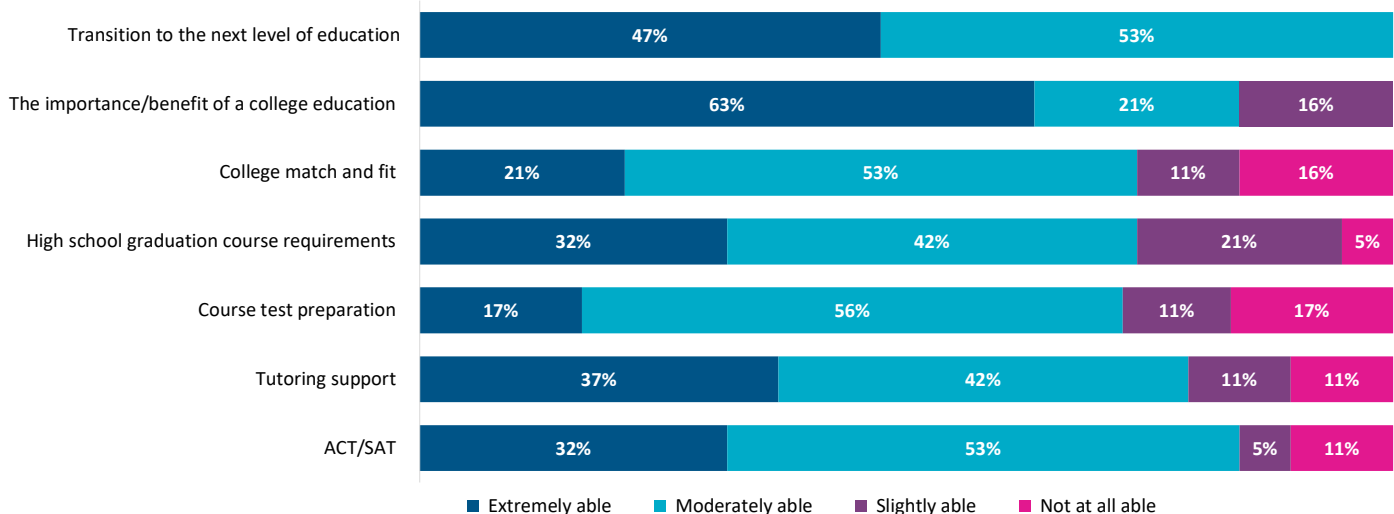


Section 3: College and Financial Aid Knowledge

Please rate your level of knowledge about each of the following programs that students and families can use to pay for college.



Please rate your ability to assist students and their families in understanding the following topics.



Financial aid programs available to West Virginia Students[^]

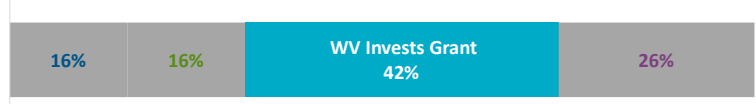
This need-based financial aid program for West Virginia students provided maximum annual awards of \$3,000 during the 2021-22 school year. This amount does not need to be paid back.



This merit-based financial aid program for West Virginia residents offers up to \$4,750 annually to cover the cost of tuition and mandatory fees. This amount does not need to be paid back.



This financial aid program for West Virginia students enrolled in eligible certificate and associate degree programs provides aid to cover the remaining amount of tuition, mandatory fees, and academic program fees that are not covered by other scholarships and grants.

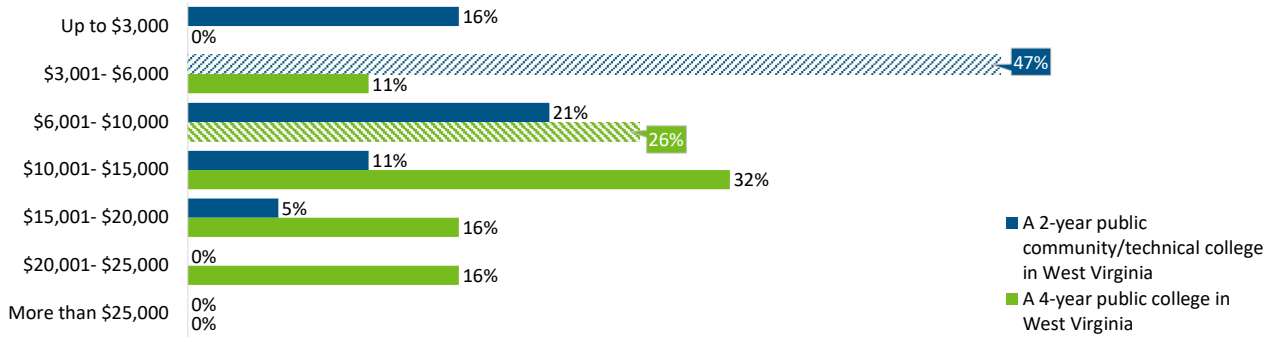


This need-based U.S. financial aid program provided qualifying students up to \$6,495 during the 2021-22 school year. This amount does not need to be paid back.



[^]The correct responses are indicated by the color filled bar.

On average, how much do you think it costs for one year of in-state tuition to attend the following college options in West Virginia? Your estimate should not include the cost of food, housing, or books. [^]



[^]The correct responses are indicated by pattern filled bar.

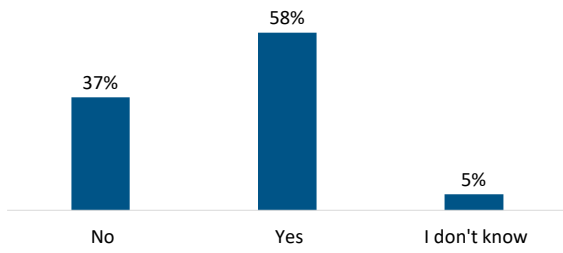
Section 4: College Readiness and/or GEAR UP Involvement

Please select to what extent your school promotes each of the following activities. Then, please indicate whether you have been involved in that activity (e.g., as a participant, activity organizer).

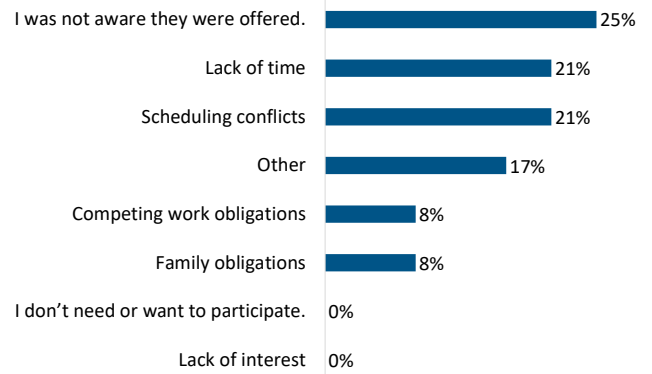
	extent your school promotes each of the following activities				been involved in that activity	
	Extremely	Moderately	Slightly	Not at all	No	Yes
Academic planning/career advising	11%	63%	11%	16%	48%	52%
Academic/tutoring support	37%	47%	11%	5%	43%	57%
ACT/SAT preparation	5%	32%	11%	53%	54%	46%
Assistance with completing financial aid forms (FAFSA)	11%	26%	11%	53%	64%	36%
College Application and Exploration Week	42%	32%	16%	11%	57%	43%
College campus visits (including virtual)	37%	53%	0%	11%	51%	49%
College Decision Day and/or other acceptance events	11%	26%	11%	53%	65%	35%
Credit recovery, AP, and dual credit opportunities	11%	26%	21%	42%	58%	42%
Financial literacy workshops	0%	42%	16%	42%	76%	24%
Mentoring programs (e.g., Student Success Society)	26%	42%	11%	21%	73%	27%
One-on-one advising with students	32%	47%	5%	16%	43%	57%
Parent/family peer networks	5%	47%	16%	32%	62%	38%
Professional development	16%	42%	21%	21%	46%	54%
Summer activities (e.g., Student Leadership Academy)	5%	42%	21%	32%	76%	24%
Text 4 Success initiative	0%	16%	21%	63%	90%	10%

Note: Blue column percentages are based on those respondents who indicated promotion of an activity. Pink column percentages are based on those respondents who indicated they were involved in an activity.

Have you ever participated in GEAR UP-sponsored activities or received support through GEAR UP?



If you did not participate in one or more of these activities/services, why not?*



Final Note: Additional questions from the personnel survey that were only for site coordinators are not included in this report to protect their anonymity.



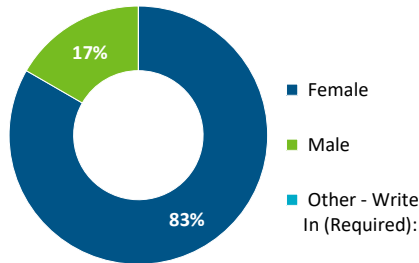
School-Level Response Rate:	
Estimated School Personnel	31
Surveys Received	24
Response Rate	77%

School Name:	Spencer Middle School
Survey Type:	School Personnel Survey Report

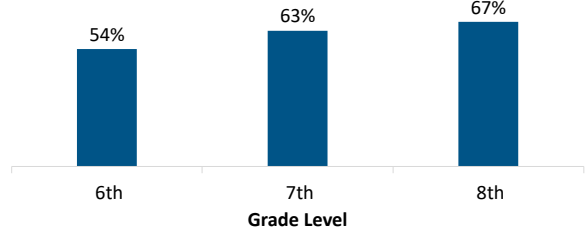
Note: Throughout this report, all percentages are rounded to the nearest whole number; amounts lower than 0.5% are rounded down to 0%. An asterick indicates a select all that apply question; amounts may exceed 100%.

Section 1: About Yourself

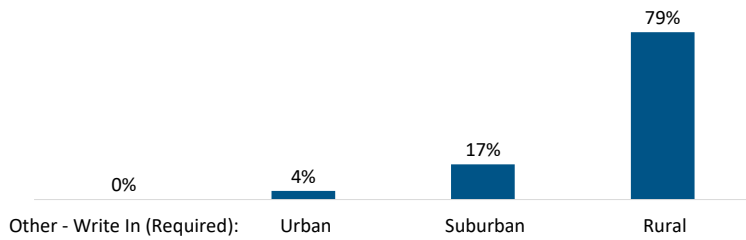
What is your gender?



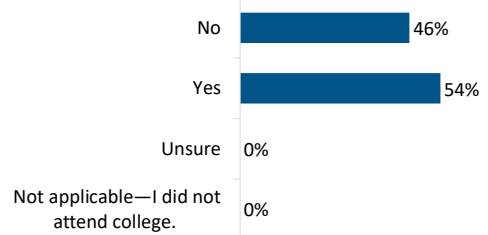
What current grade level(s) do you serve?*



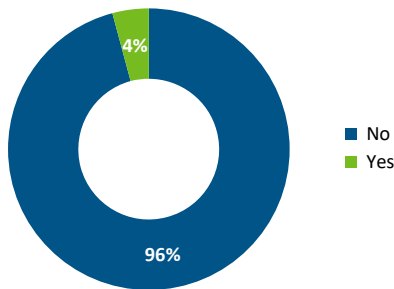
What type of community did you grow up in?



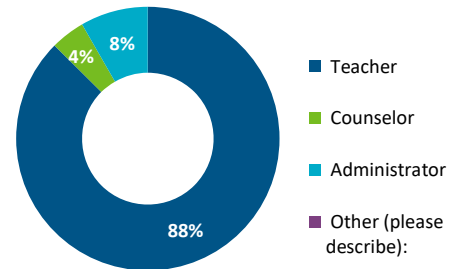
When you attended college, were you a first-generation college student?



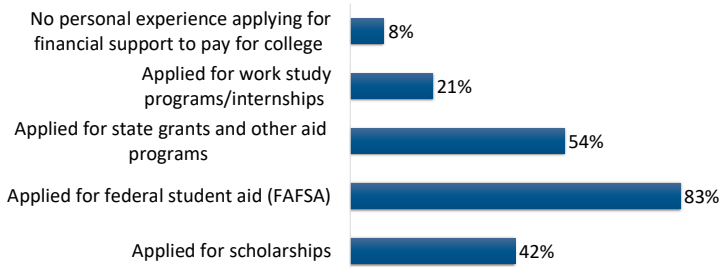
Are you a GEAR UP site coordinator?



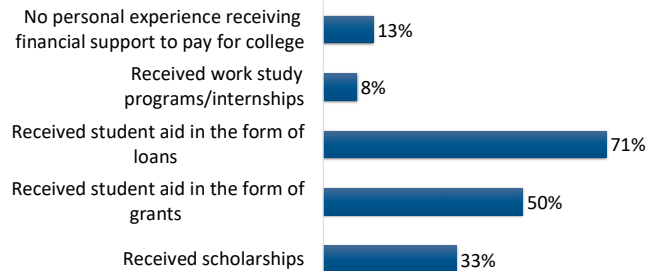
What is your current primary position at your school?



What has been your personal experience applying for financing for postsecondary education?*

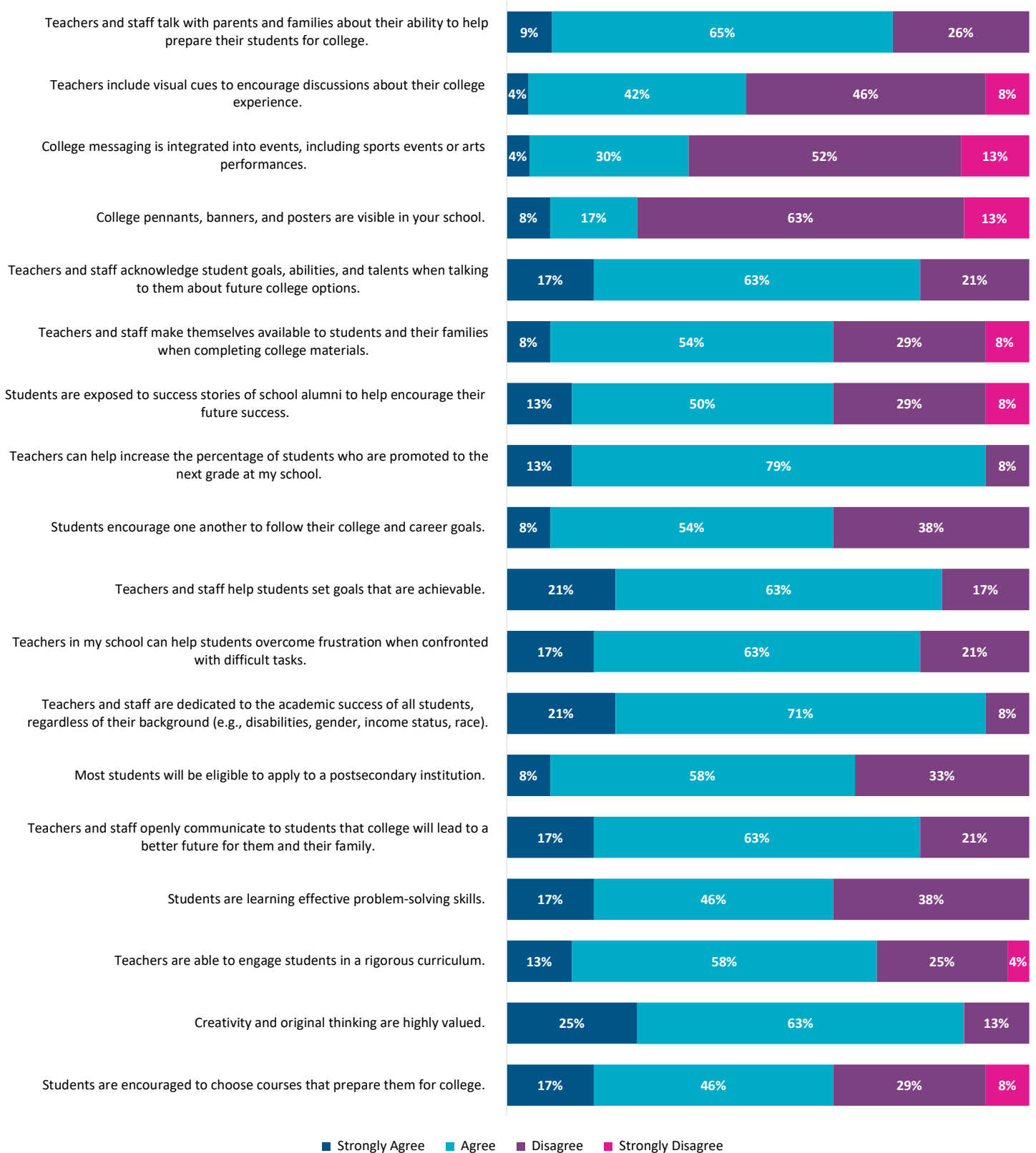


What has been your personal experience receiving financing for postsecondary education?*

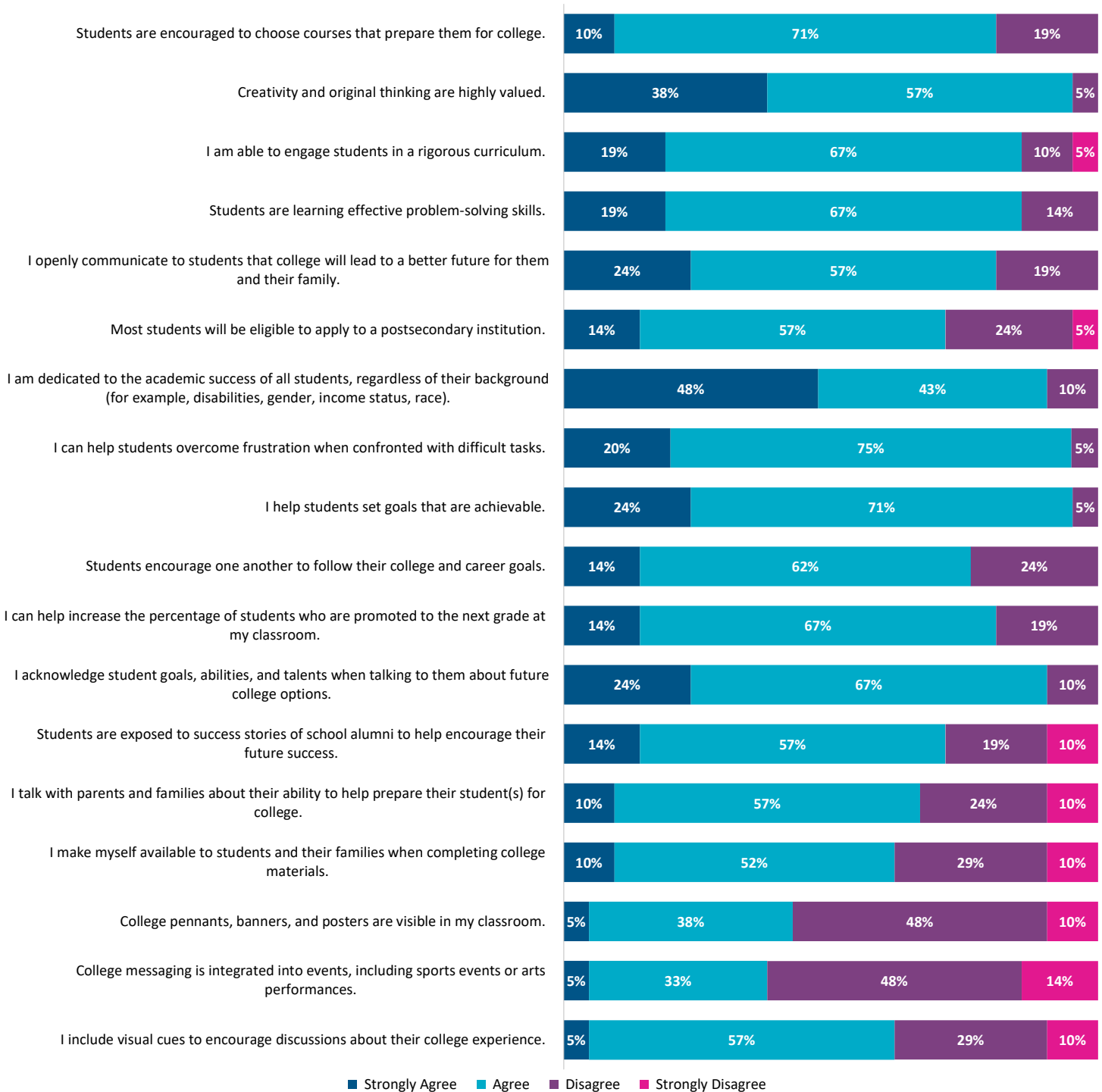


Section 2: School Culture

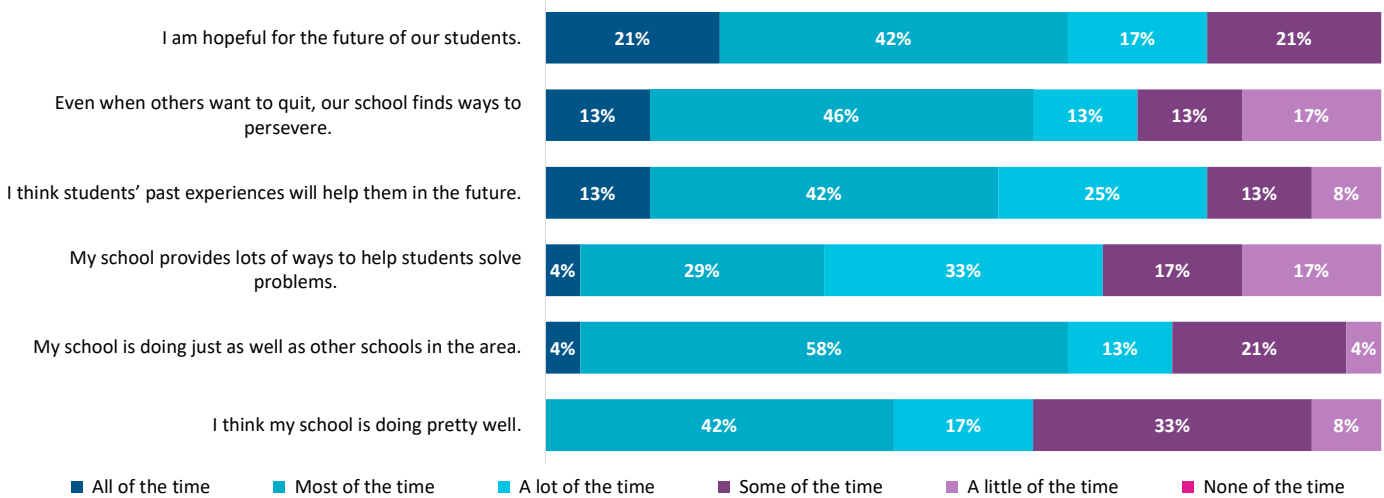
Please rate your level of agreement with each statement as it reflects YOUR SCHOOL:



Teachers only: Please rate your level of agreement with each statement as it reflects YOUR CLASSROOM:

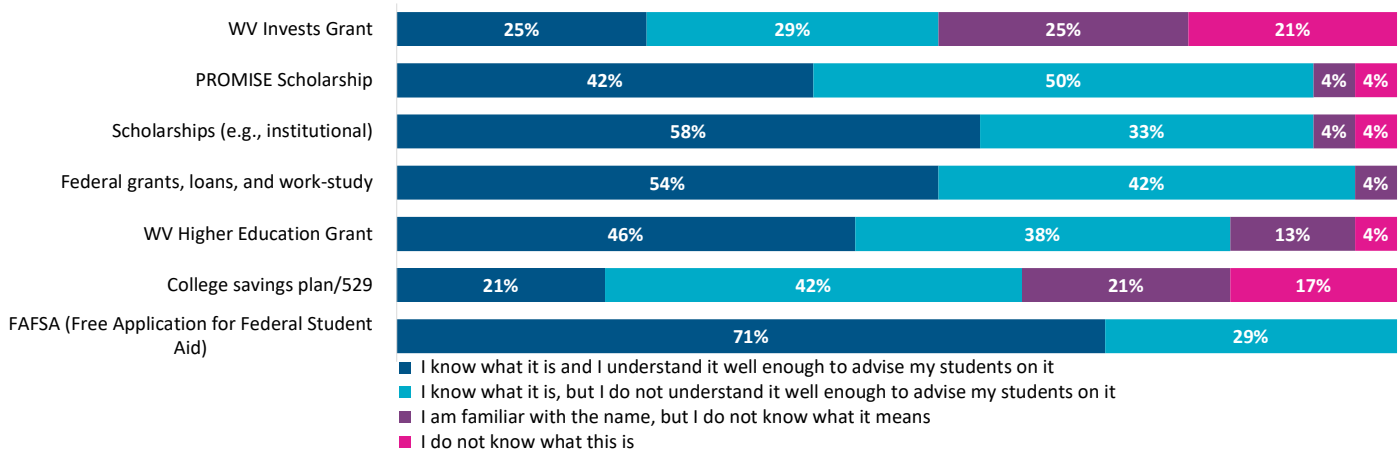


Please read the following sentences below and think about how your school is doing in most situations.

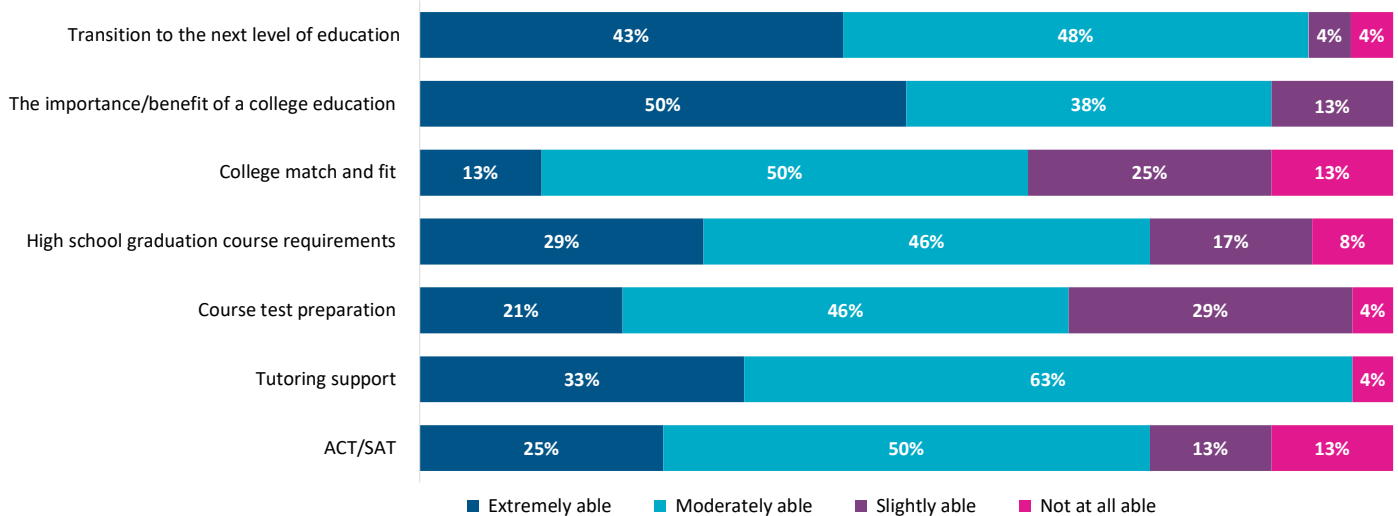


Section 3: College and Financial Aid Knowledge

Please rate your level of knowledge about each of the following programs that students and families can use to pay for college.

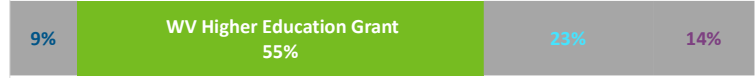


Please rate your ability to assist students and their families in understanding the following topics.



Financial aid programs available to West Virginia Students[^]

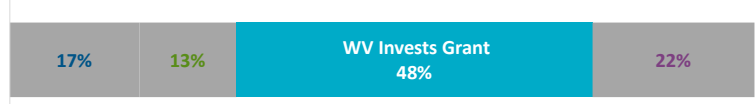
This need-based financial aid program for West Virginia students provided maximum annual awards of \$3,000 during the 2021-22 school year. This amount does not need to be paid back.



This merit-based financial aid program for West Virginia residents offers up to \$4,750 annually to cover the cost of tuition and mandatory fees. This amount does not need to be paid back.



This financial aid program for West Virginia students enrolled in eligible certificate and associate degree programs provides aid to cover the remaining amount of tuition, mandatory fees, and academic program fees that are not covered by other scholarships and grants.

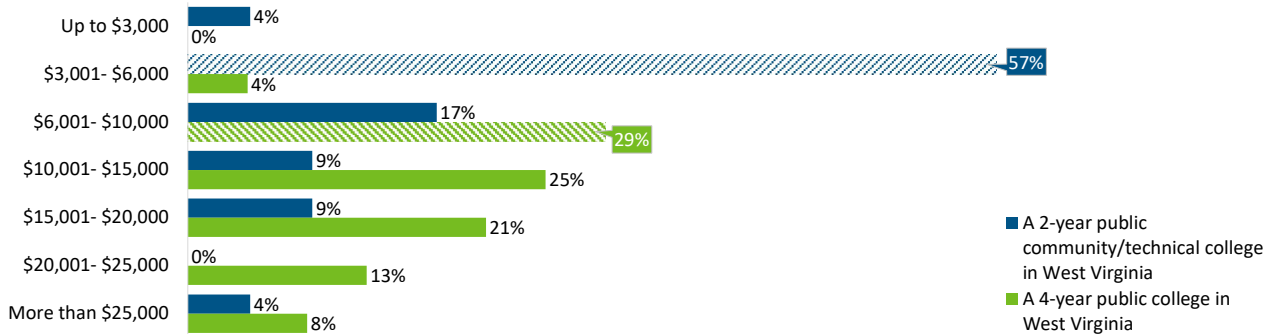


This need-based U.S. financial aid program provided qualifying students up to \$6,495 during the 2021-22 school year. This amount does not need to be paid back.



[^]The correct responses are indicated by the color filled bar.

On average, how much do you think it costs for one year of in-state tuition to attend the following college options in West Virginia? Your estimate should not include the cost of food, housing, or books. [^]



[^]The correct responses are indicated by pattern filled bar.

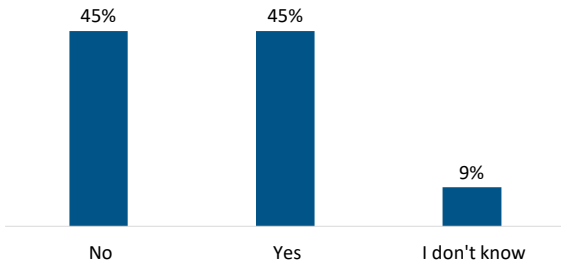
Section 4: College Readiness and/or GEAR UP Involvement

Please select to what extent your school promotes each of the following activities. Then, please indicate whether you have been involved in that activity (e.g., as a participant, activity organizer).

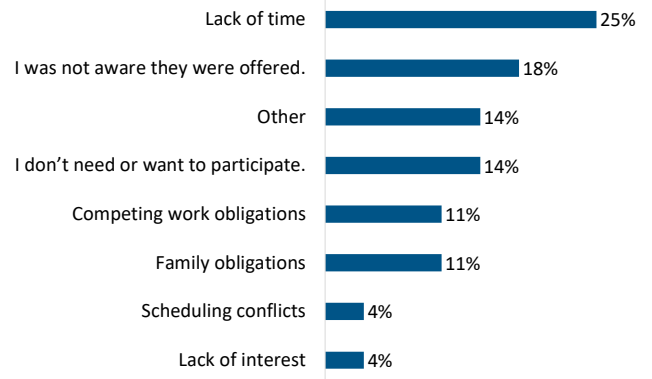
	extent your school promotes each of the following activities				been involved in that activity	
	Extremely	Moderately	Slightly	Not at all	No	Yes
Academic planning/career advising	4%	58%	29%	8%	48%	52%
Academic/tutoring support	33%	63%	4%	0%	43%	57%
ACT/SAT preparation	0%	35%	17%	48%	54%	46%
Assistance with completing financial aid forms (FAFSA)	0%	39%	17%	43%	64%	36%
College Application and Exploration Week	4%	43%	26%	26%	57%	43%
College campus visits (including virtual)	9%	61%	26%	4%	51%	49%
College Decision Day and/or other acceptance events	0%	26%	26%	48%	65%	35%
Credit recovery, AP, and dual credit opportunities	4%	30%	22%	43%	58%	42%
Financial literacy workshops	4%	52%	13%	30%	76%	24%
Mentoring programs (e.g., Student Success Society)	4%	43%	35%	17%	73%	27%
One-on-one advising with students	8%	58%	25%	8%	43%	57%
Parent/family peer networks	13%	46%	33%	8%	62%	38%
Professional development	4%	61%	35%	0%	46%	54%
Summer activities (e.g., Student Leadership Academy)	9%	43%	30%	17%	76%	24%
Text 4 Success initiative	0%	18%	27%	55%	90%	10%

Note: Blue column percentages are based on those respondents who indicated promotion of an activity. Pink column percentages are based on those respondents who indicated they were involved in an activity.

Have you ever participated in GEAR UP-sponsored activities or received support through GEAR UP?



If you did not participate in one or more of these activities/services, why not?*



Final Note: Additional questions from the personnel survey that were only for site coordinators are not included in this report to protect their anonymity.



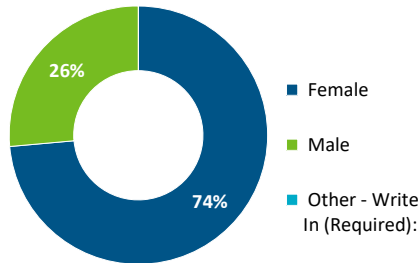
School-Level Response Rate:	
Estimated School Personnel	74
Surveys Received	53
Response Rate	72%

School Name:	Spring Valley High school
Survey Type:	School Personnel Survey Report

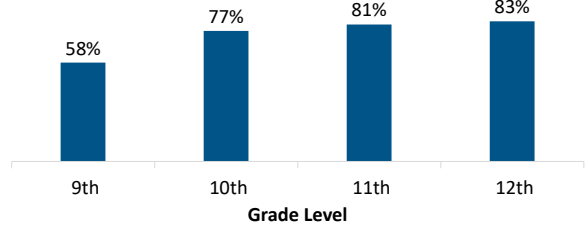
Note: Throughout this report, all percentages are rounded to the nearest whole number; amounts lower than 0.5% are rounded down to 0%. An asterick indicates a select all that apply question; amounts may exceed 100%.

Section 1: About Yourself

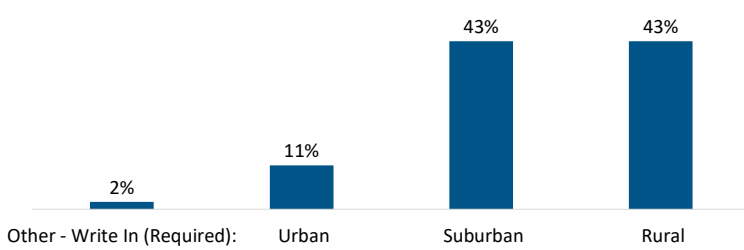
What is your gender?



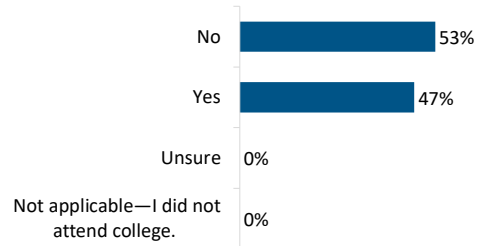
What current grade level(s) do you serve?*



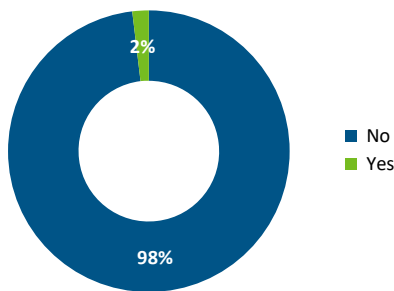
What type of community did you grow up in?



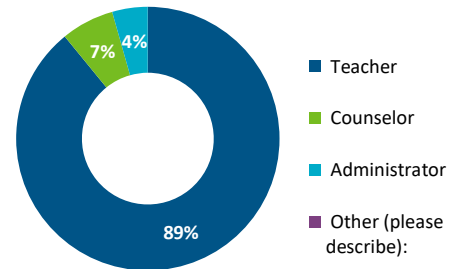
When you attended college, were you a first-generation college student?



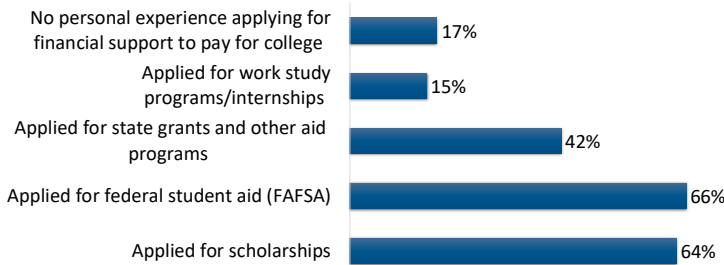
Are you a GEAR UP site coordinator?



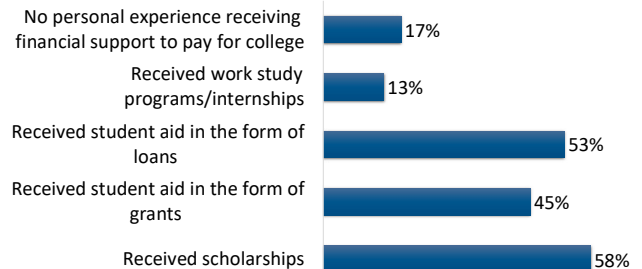
What is your current primary position at your school?



What has been your personal experience applying for financing for postsecondary education?

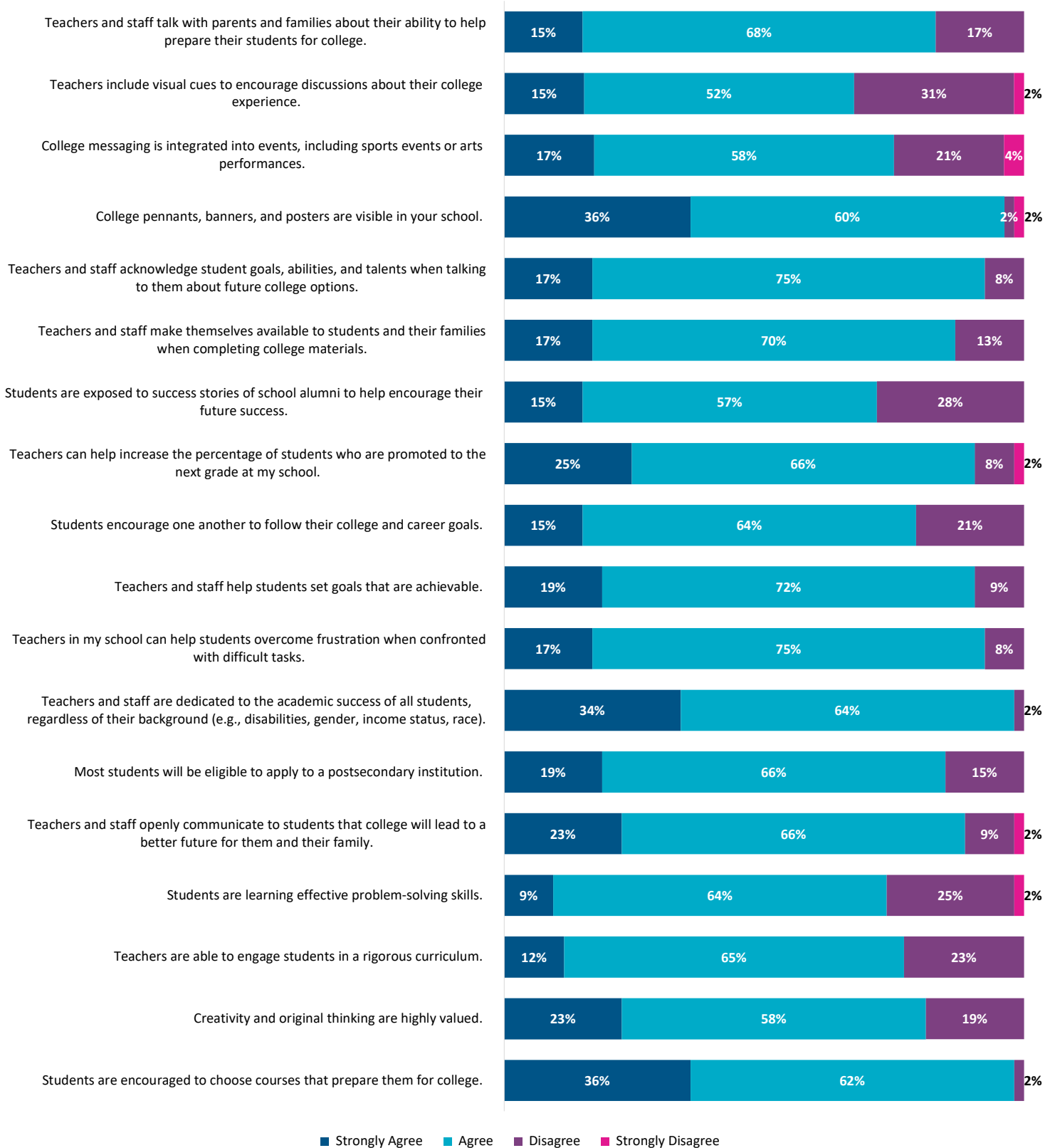


What has been your personal experience receiving financing for postsecondary education?

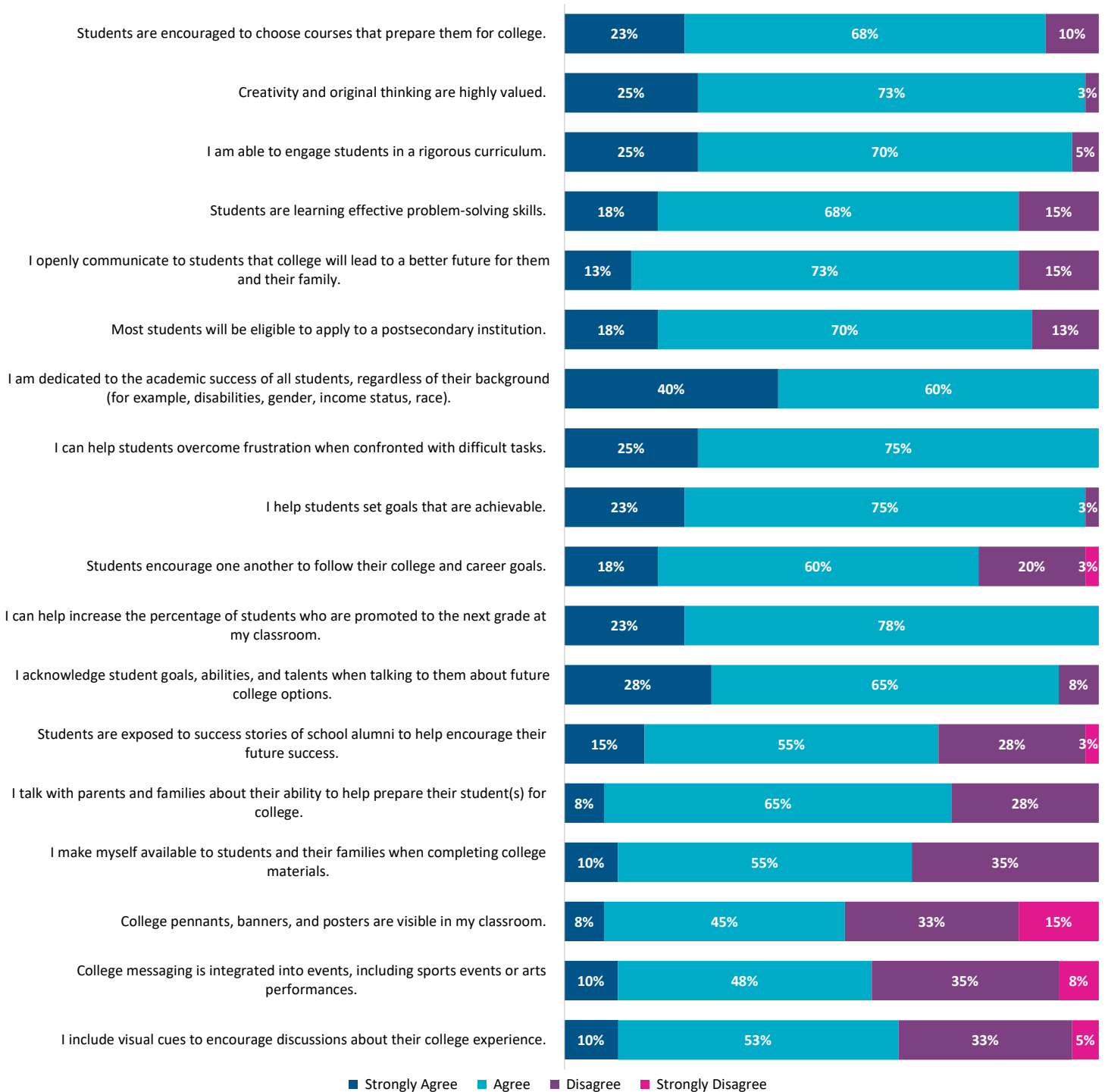


Section 2: School Culture

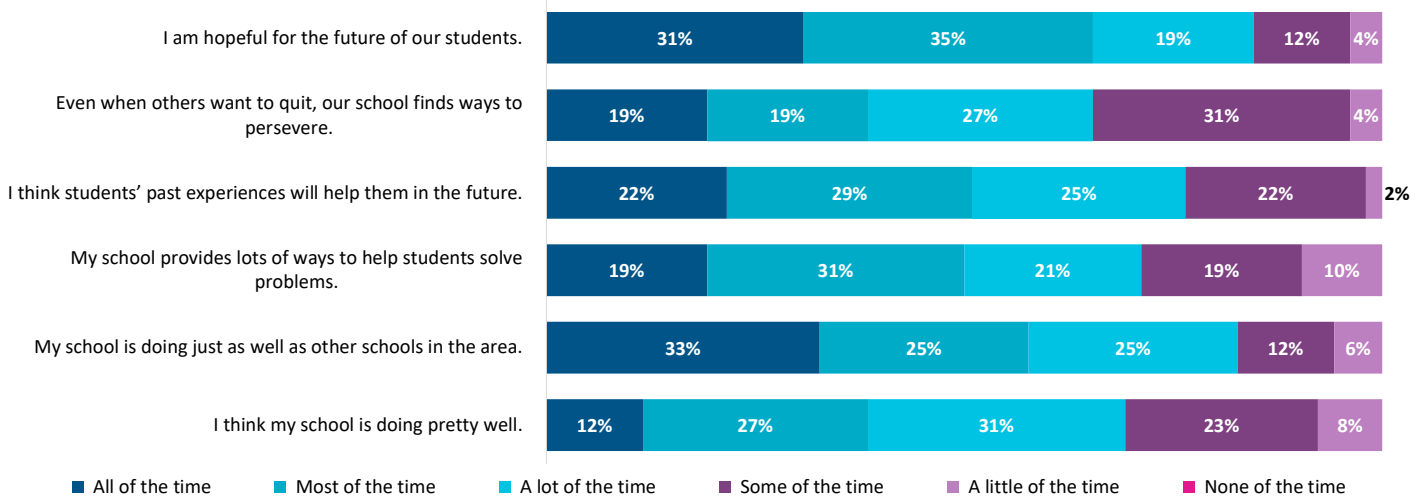
Please rate your level of agreement with each statement as it reflects YOUR SCHOOL:



Teachers only: Please rate your level of agreement with each statement as it reflects YOUR CLASSROOM:

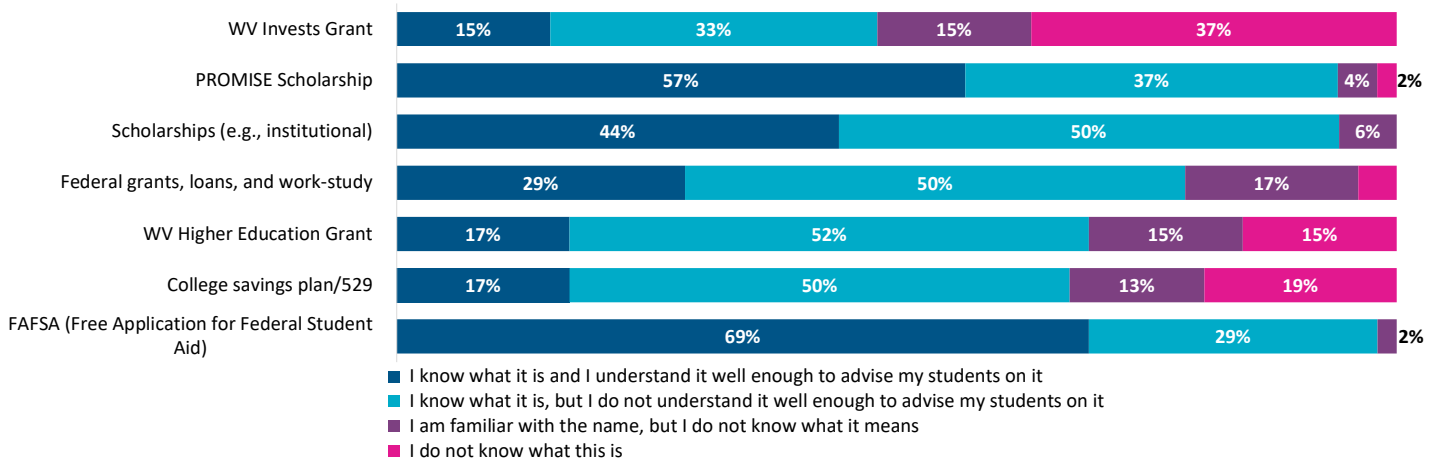


Please read the following sentences below and think about how your school is doing in most situations.

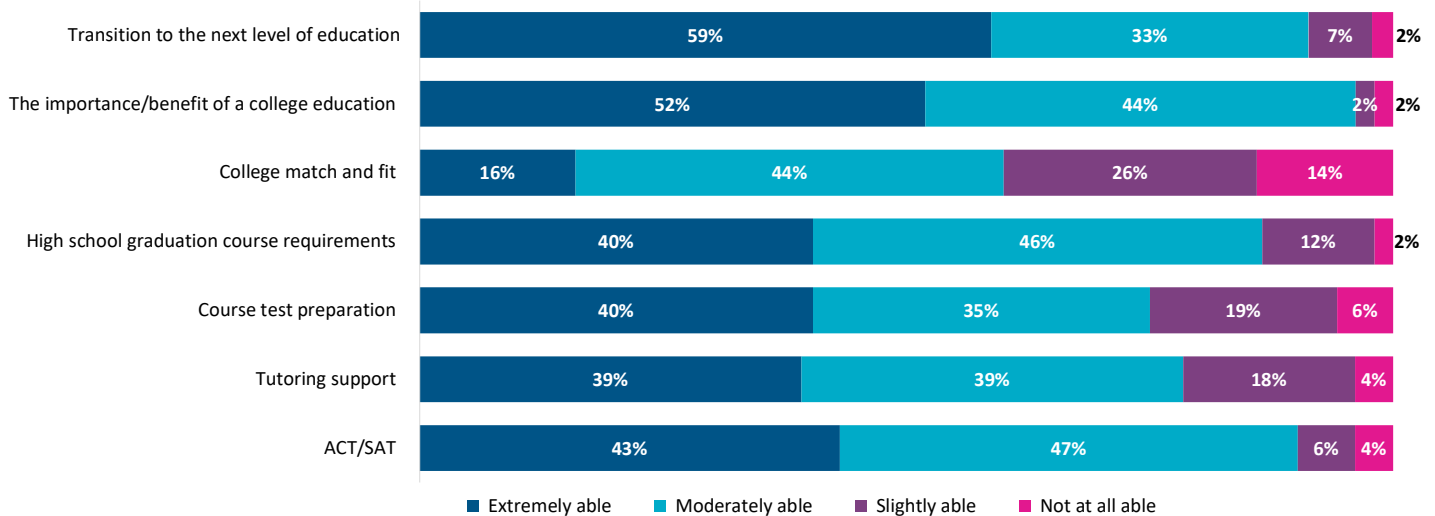


Section 3: College and Financial Aid Knowledge

Please rate your level of knowledge about each of the following programs that students and families can use to pay for college.



Please rate your ability to assist students and their families in understanding the following topics.



Financial aid programs available to West Virginia Students[^]

This need-based financial aid program for West Virginia students provided maximum annual awards of \$3,000 during the 2021-22 school year. This amount does not need to be paid back.



This merit-based financial aid program for West Virginia residents offers up to \$4,750 annually to cover the cost of tuition and mandatory fees. This amount does not need to be paid back.



This financial aid program for West Virginia students enrolled in eligible certificate and associate degree programs provides aid to cover the remaining amount of tuition, mandatory fees, and academic program fees that are not covered by other scholarships and grants.

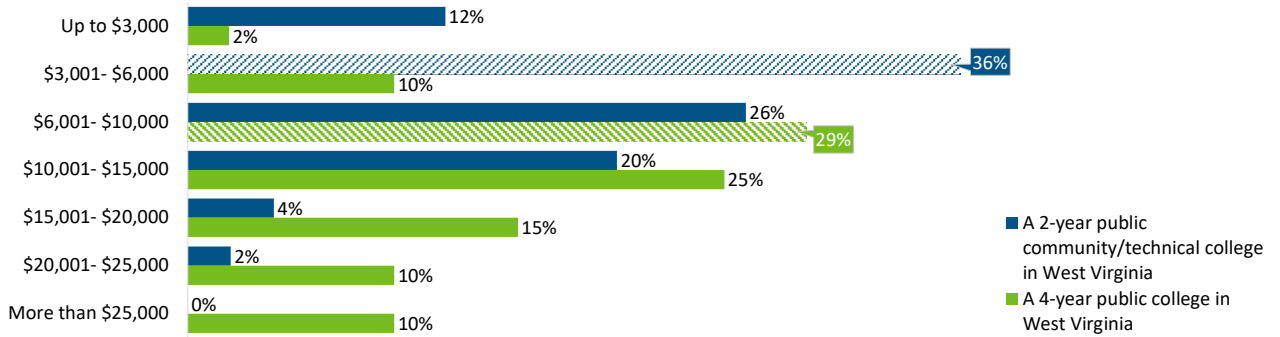


This need-based U.S. financial aid program provided qualifying students up to \$6,495 during the 2021-22 school year. This amount does not need to be paid back.



[^]The correct responses are indicated by the color filled bar.

On average, how much do you think it costs for one year of in-state tuition to attend the following college options in West Virginia? Your estimate should not include the cost of food, housing, or books. [^]



[^]The correct responses are indicated by pattern filled bar.

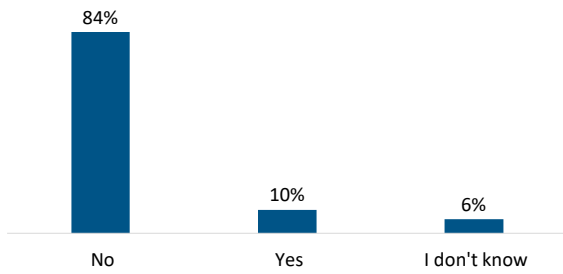
Section 4: College Readiness and/or GEAR UP Involvement

Please select to what extent your school promotes each of the following activities. Then, please indicate whether you have been involved in that activity (e.g., as a participant, activity organizer).

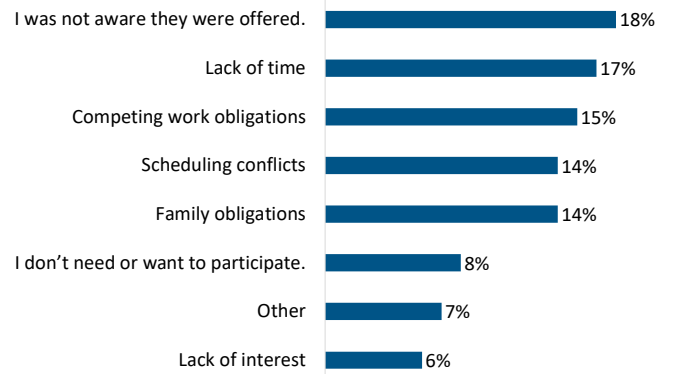
	extent your school promotes each of the following activities				been involved in that activity	
	Extremely	Moderately	Slightly	Not at all	No	Yes
Academic planning/career advising	33%	49%	14%	4%	48%	52%
Academic/tutoring support	43%	45%	12%	0%	43%	57%
ACT/SAT preparation	41%	41%	18%	0%	54%	46%
Assistance with completing financial aid forms (FAFSA)	57%	35%	8%	0%	64%	36%
College Application and Exploration Week	39%	43%	14%	4%	57%	43%
College campus visits (including virtual)	43%	39%	16%	2%	51%	49%
College Decision Day and/or other acceptance events	43%	31%	24%	2%	65%	35%
Credit recovery, AP, and dual credit opportunities	60%	38%	2%	0%	58%	42%
Financial literacy workshops	26%	44%	22%	8%	76%	24%
Mentoring programs (e.g., Student Success Society)	14%	39%	31%	16%	73%	27%
One-on-one advising with students	36%	54%	6%	4%	43%	57%
Parent/family peer networks	16%	46%	32%	6%	62%	38%
Professional development	20%	38%	32%	10%	46%	54%
Summer activities (e.g., Student Leadership Academy)	16%	39%	37%	8%	76%	24%
Text 4 Success initiative	6%	22%	36%	36%	90%	10%

Note: Blue column percentages are based on those respondents who indicated promotion of an activity. Pink column percentages are based on those respondents who indicated they were involved in an activity.

Have you ever participated in GEAR UP-sponsored activities or received support through GEAR UP?



If you did not participate in one or more of these activities/services, why not?*



Final Note: Additional questions from the personnel survey that were only for site coordinators are not included in this report to protect their anonymity.



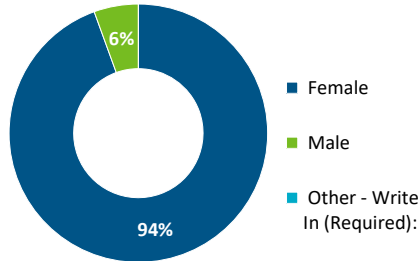
School-Level Response Rate:	
Estimated School Personnel	44
Surveys Received	20
Response Rate	45%

School Name:	Summersville Middle School
Survey Type:	School Personnel Survey Report

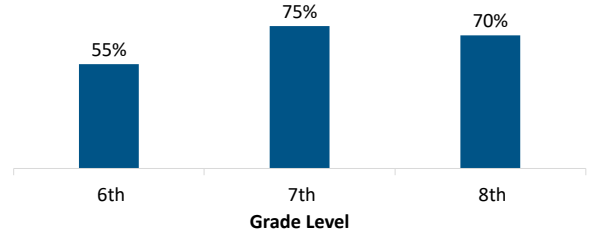
Note: Throughout this report, all percentages are rounded to the nearest whole number; amounts lower than 0.5% are rounded down to 0%. An asterick indicates a select all that apply question; amounts may exceed 100%.

Section 1: About Yourself

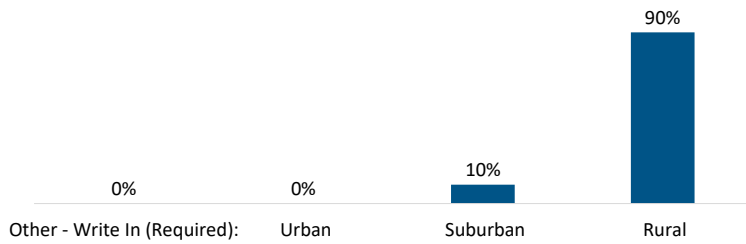
What is your gender?



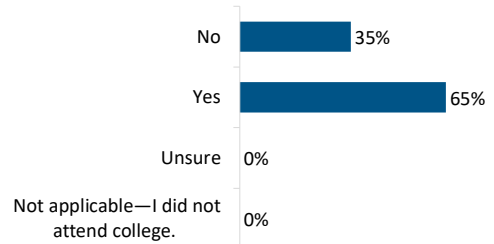
What current grade level(s) do you serve?*



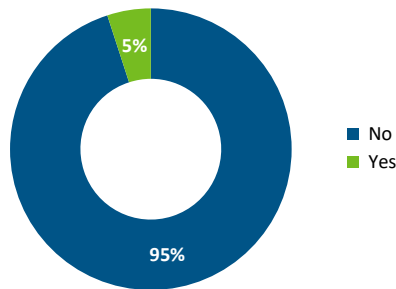
What type of community did you grow up in?



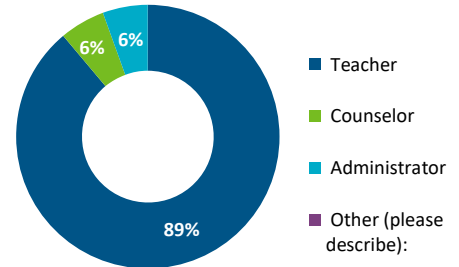
When you attended college, were you a first-generation college student?



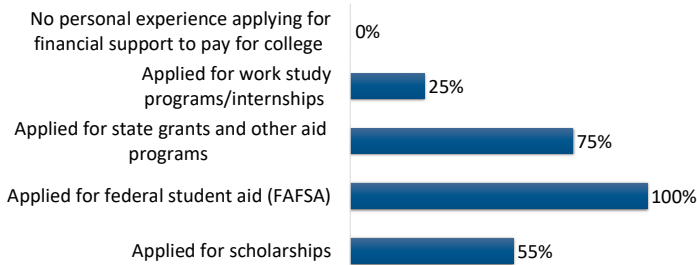
Are you a GEAR UP site coordinator?



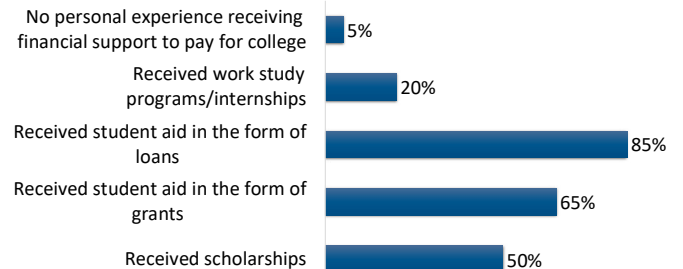
What is your current primary position at your school?



What has been your personal experience applying for financing for postsecondary education?*

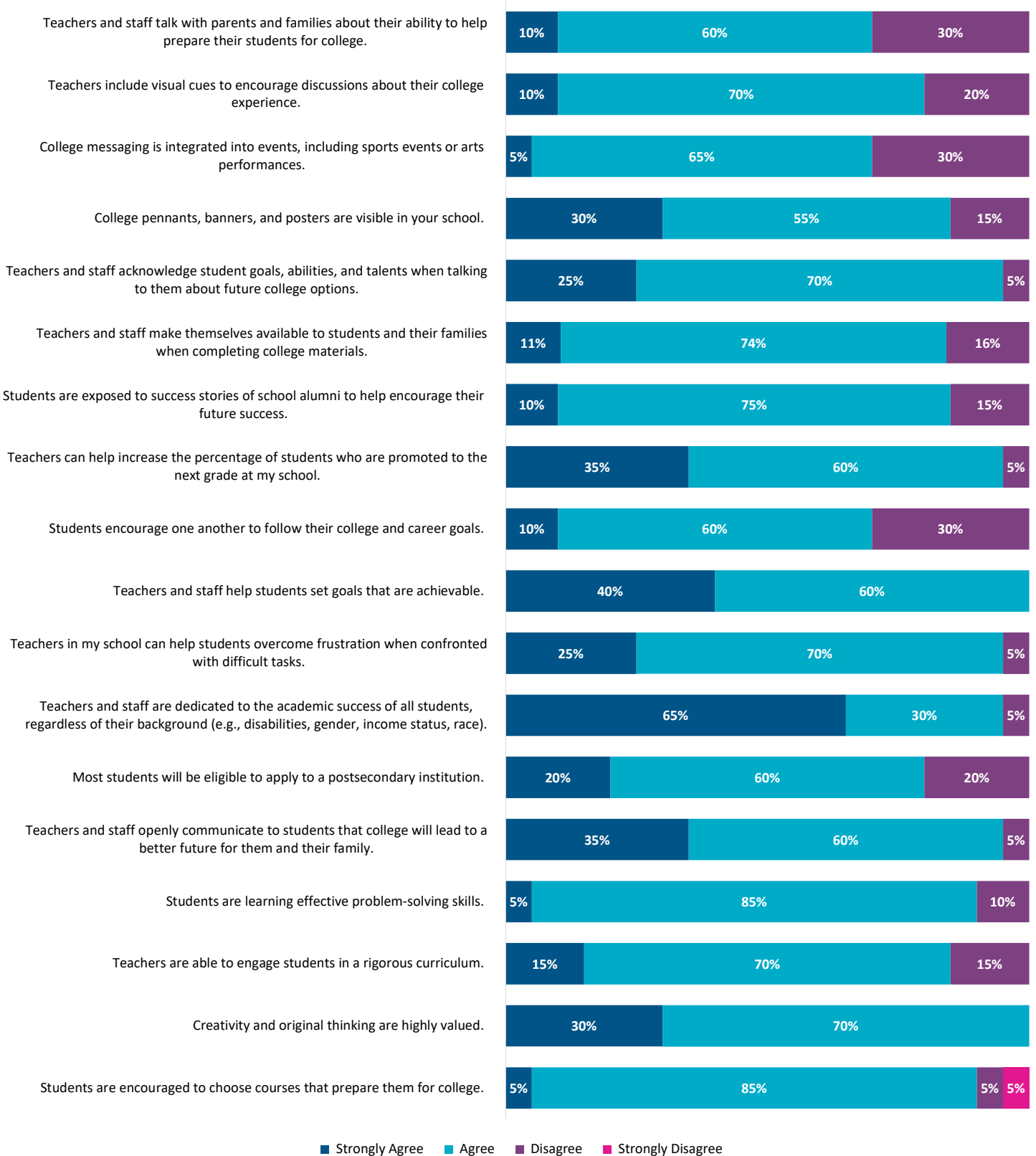


What has been your personal experience receiving financing for postsecondary education?*

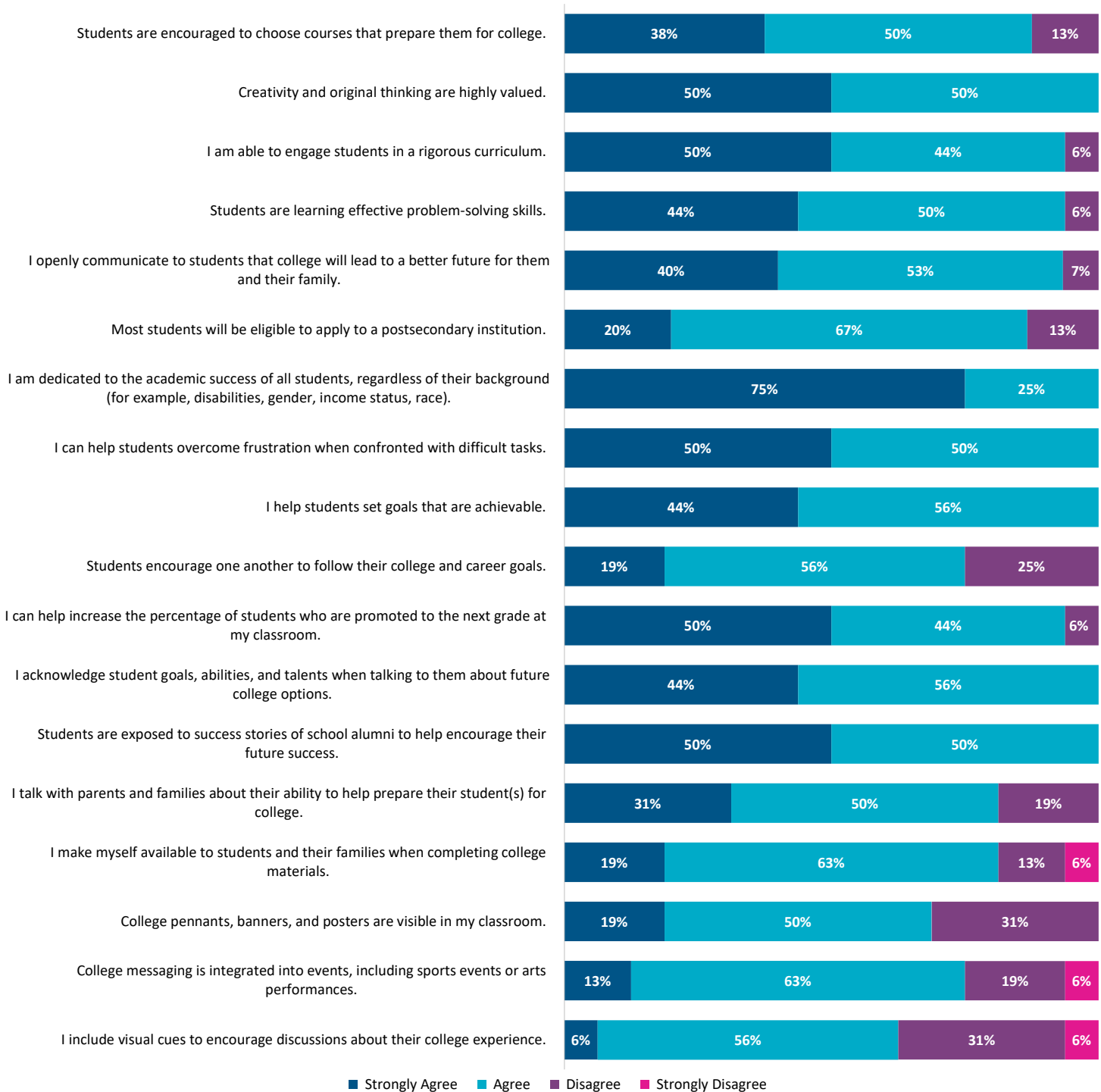


Section 2: School Culture

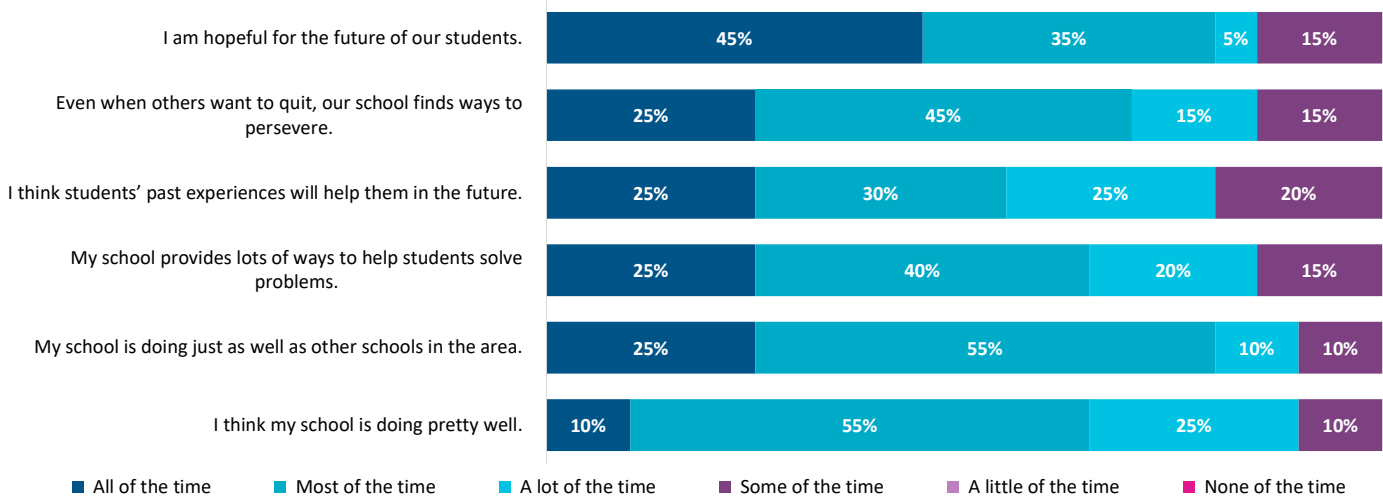
Please rate your level of agreement with each statement as it reflects YOUR SCHOOL:



Teachers only: Please rate your level of agreement with each statement as it reflects YOUR CLASSROOM:

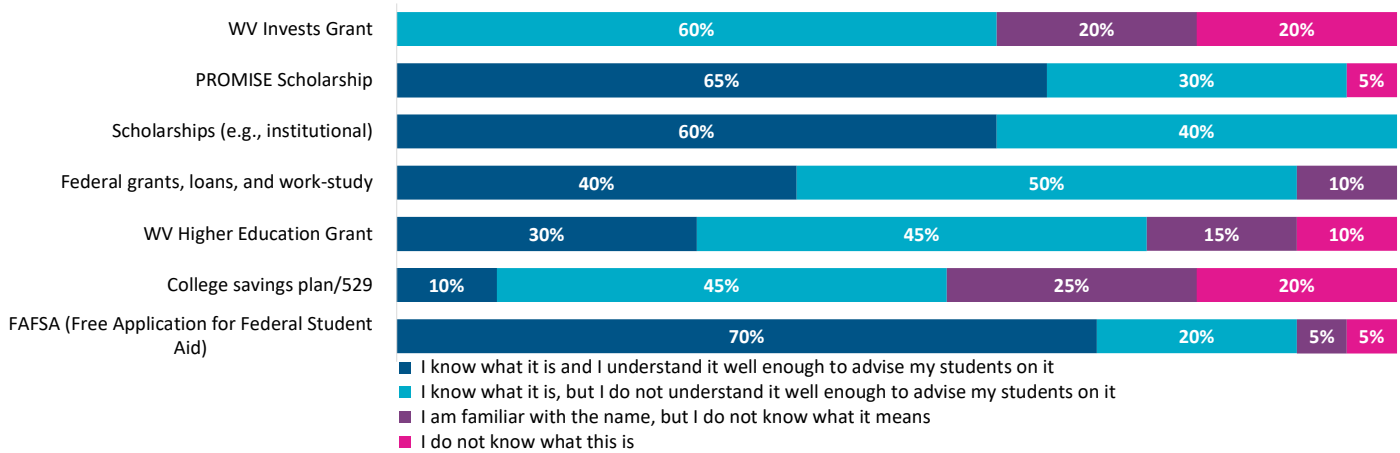


Please read the following sentences below and think about how your school is doing in most situations.

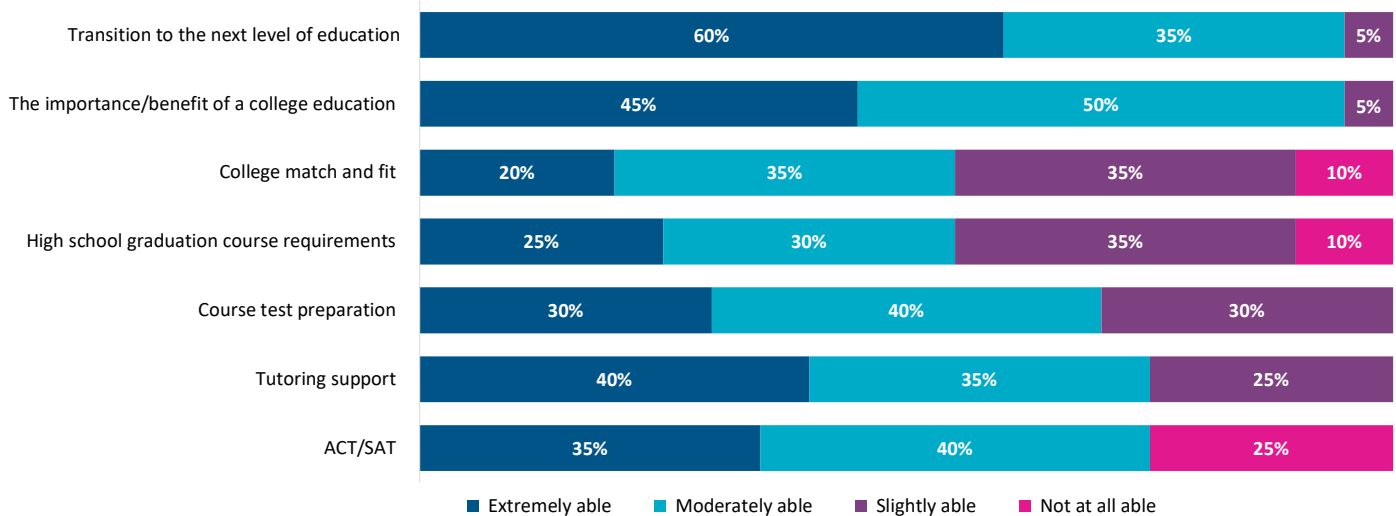


Section 3: College and Financial Aid Knowledge

Please rate your level of knowledge about each of the following programs that students and families can use to pay for college.



Please rate your ability to assist students and their families in understanding the following topics.



Financial aid programs available to West Virginia Students[^]

This need-based financial aid program for West Virginia students provided maximum annual awards of \$3,000 during the 2021-22 school year. This amount does not need to be paid back.



This merit-based financial aid program for West Virginia residents offers up to \$4,750 annually to cover the cost of tuition and mandatory fees. This amount does not need to be paid back.



This financial aid program for West Virginia students enrolled in eligible certificate and associate degree programs provides aid to cover the remaining amount of tuition, mandatory fees, and academic program fees that are not covered by other scholarships and grants.

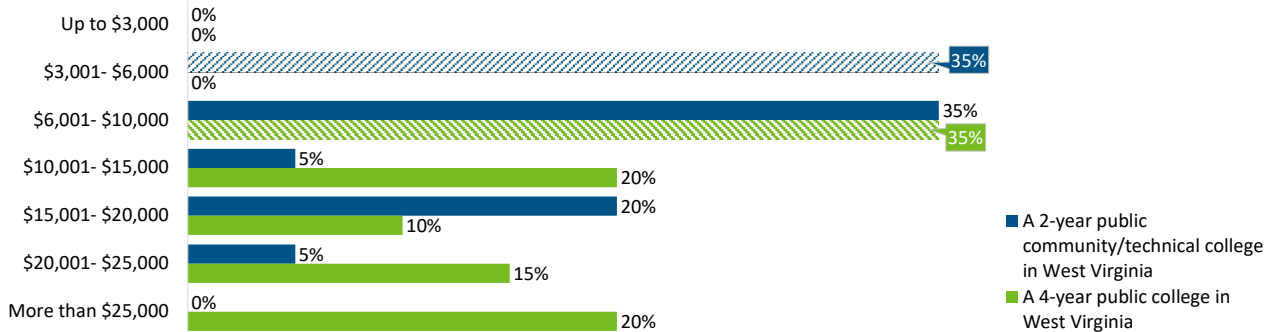


This need-based U.S. financial aid program provided qualifying students up to \$6,495 during the 2021-22 school year. This amount does not need to be paid back.



[^]The correct responses are indicated by the color filled bar.

On average, how much do you think it costs for one year of in-state tuition to attend the following college options in West Virginia? Your estimate should not include the cost of food, housing, or books. [^]



[^]The correct responses are indicated by pattern filled bar.

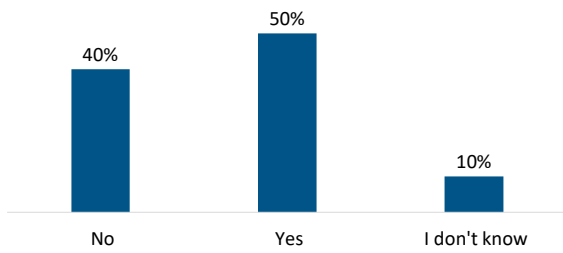
Section 4: College Readiness and/or GEAR UP Involvement

Please select to what extent your school promotes each of the following activities. Then, please indicate whether you have been involved in that activity (e.g., as a participant, activity organizer).

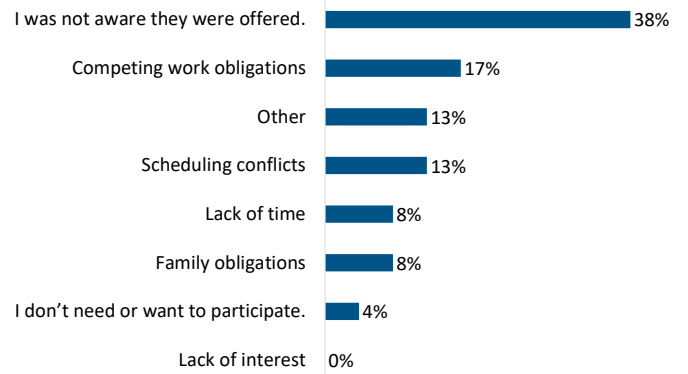
	extent your school promotes each of the following activities				been involved in that activity	
	Extremely	Moderately	Slightly	Not at all	No	Yes
Academic planning/career advising	10%	45%	25%	20%	48%	52%
Academic/tutoring support	30%	55%	10%	5%	43%	57%
ACT/SAT preparation	5%	10%	40%	45%	54%	46%
Assistance with completing financial aid forms (FAFSA)	5%	5%	30%	60%	64%	36%
College Application and Exploration Week	15%	35%	20%	30%	57%	43%
College campus visits (including virtual)	25%	35%	25%	15%	51%	49%
College Decision Day and/or other acceptance events	5%	5%	25%	65%	65%	35%
Credit recovery, AP, and dual credit opportunities	5%	25%	15%	55%	58%	42%
Financial literacy workshops	5%	20%	35%	40%	76%	24%
Mentoring programs (e.g., Student Success Society)	5%	20%	45%	30%	73%	27%
One-on-one advising with students	20%	40%	25%	15%	43%	57%
Parent/family peer networks	5%	30%	35%	30%	62%	38%
Professional development	20%	45%	20%	15%	46%	54%
Summer activities (e.g., Student Leadership Academy)	15%	60%	10%	15%	76%	24%
Text 4 Success initiative	5%	5%	32%	58%	90%	10%

Note: Blue column percentages are based on those respondents who indicated promotion of an activity. Pink column percentages are based on those respondents who indicated they were involved in an activity.

Have you ever participated in GEAR UP-sponsored activities or received support through GEAR UP?



If you did not participate in one or more of these activities/services, why not?*



Final Note: Additional questions from the personnel survey that were only for site coordinators are not included in this report to protect their anonymity.



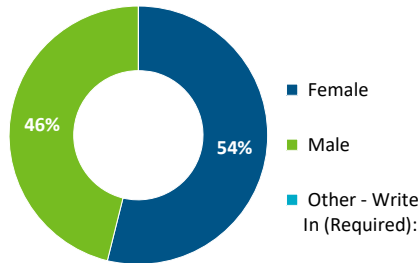
School-Level Response Rate:	
Estimated School Personnel	37
Surveys Received	14
Response Rate	38%

School Name:	Tolsia High School
Survey Type:	School Personnel Survey Report

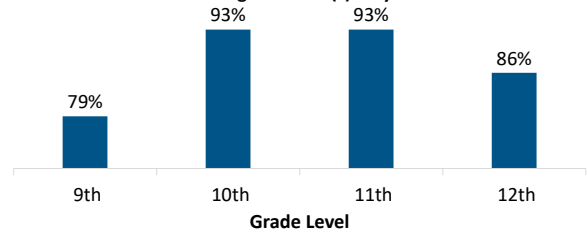
Note: Throughout this report, all percentages are rounded to the nearest whole number; amounts lower than 0.5% are rounded down to 0%. An asterick indicates a select all that apply question; amounts may exceed 100%.

Section 1: About Yourself

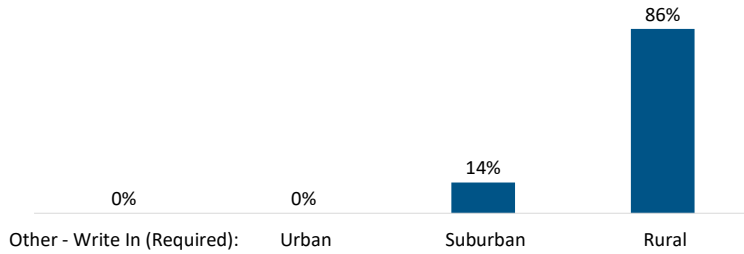
What is your gender?



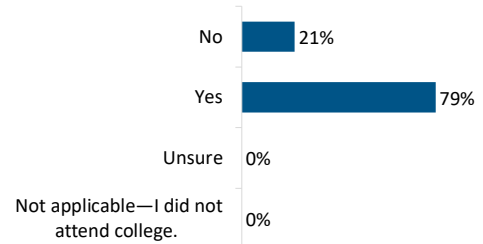
What current grade level(s) do you serve?*



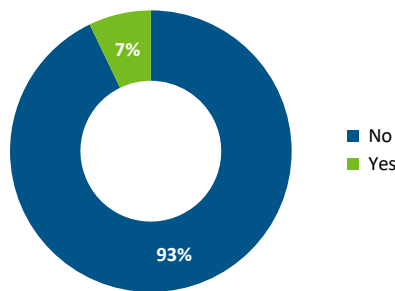
What type of community did you grow up in?



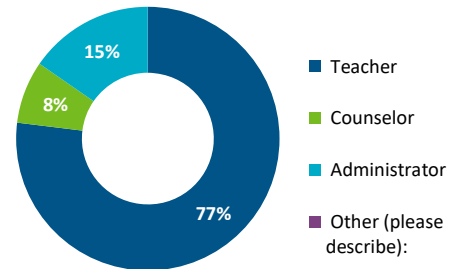
When you attended college, were you a first-generation college student?



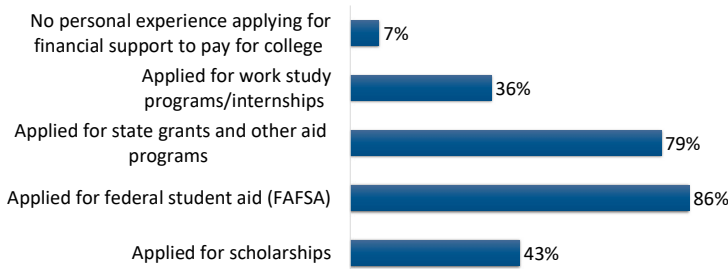
Are you a GEAR UP site coordinator?



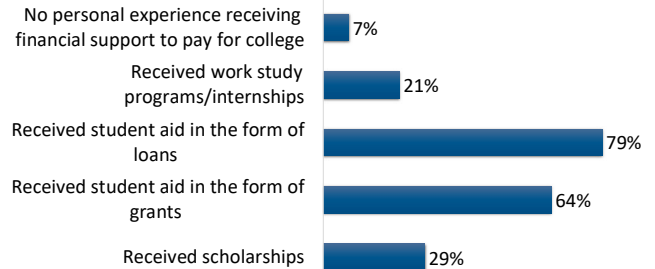
What is your current primary position at your school?



What has been your personal experience applying for financing for postsecondary education?*

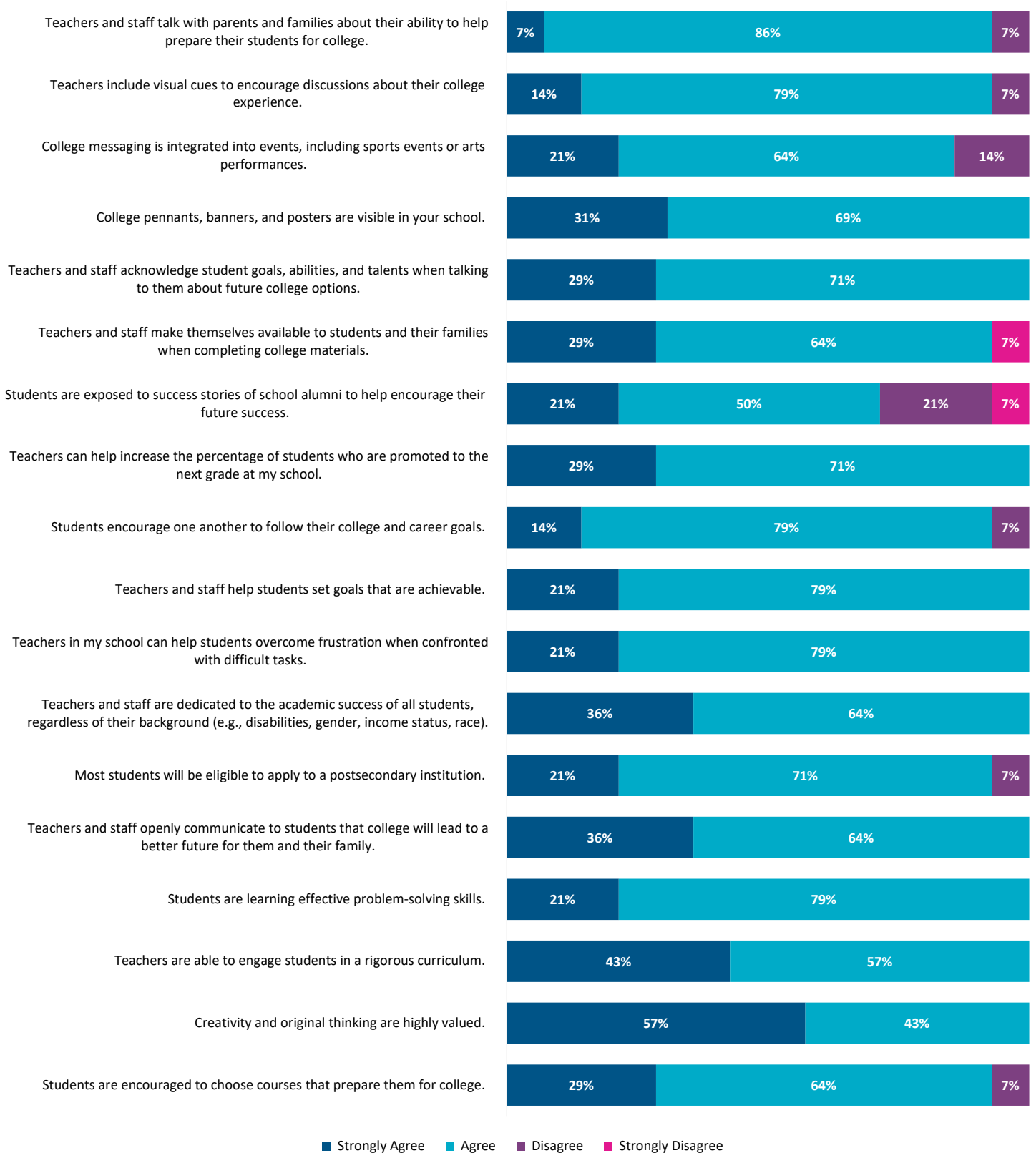


What has been your personal experience receiving financing for postsecondary education?*

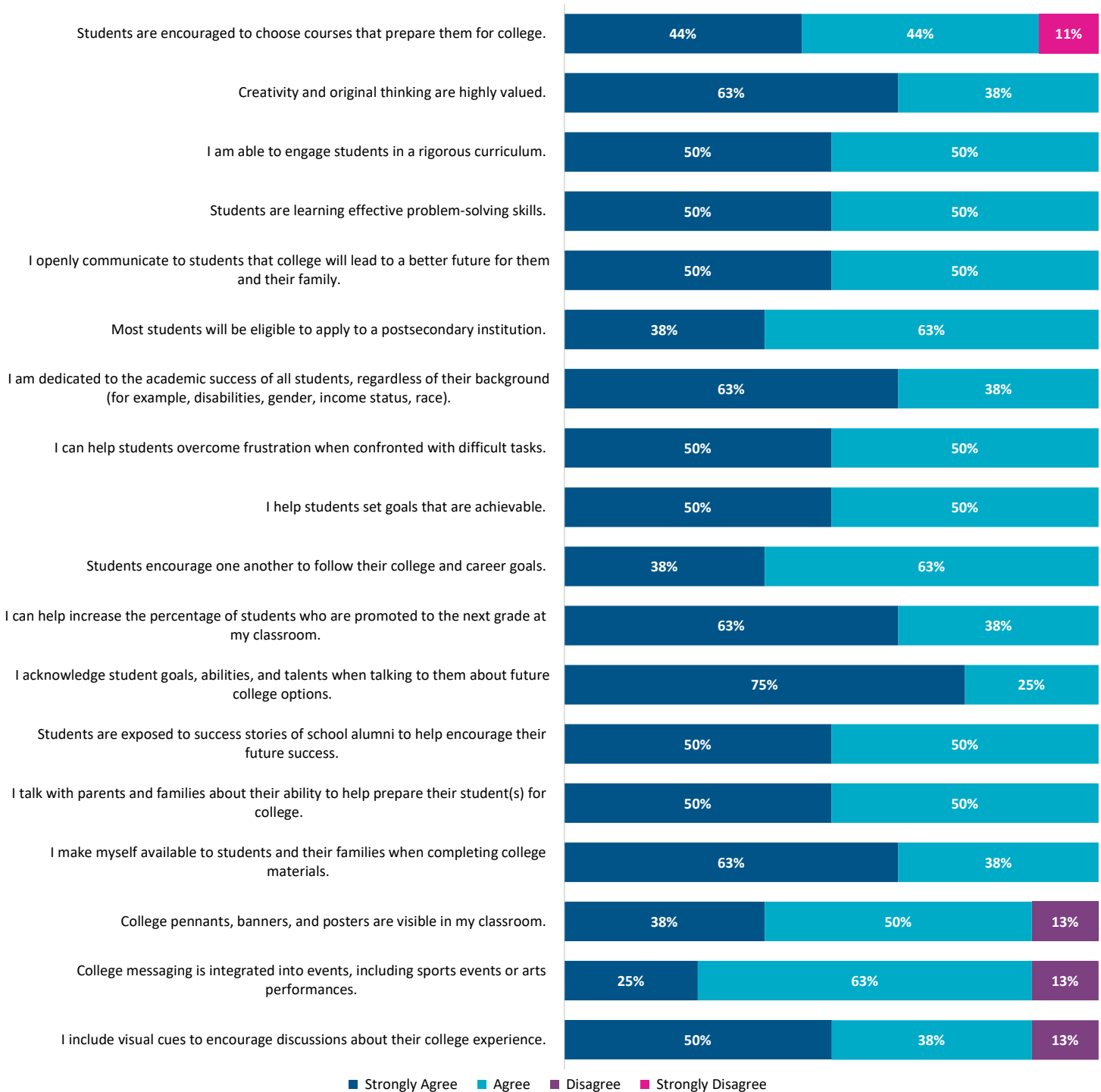


Section 2: School Culture

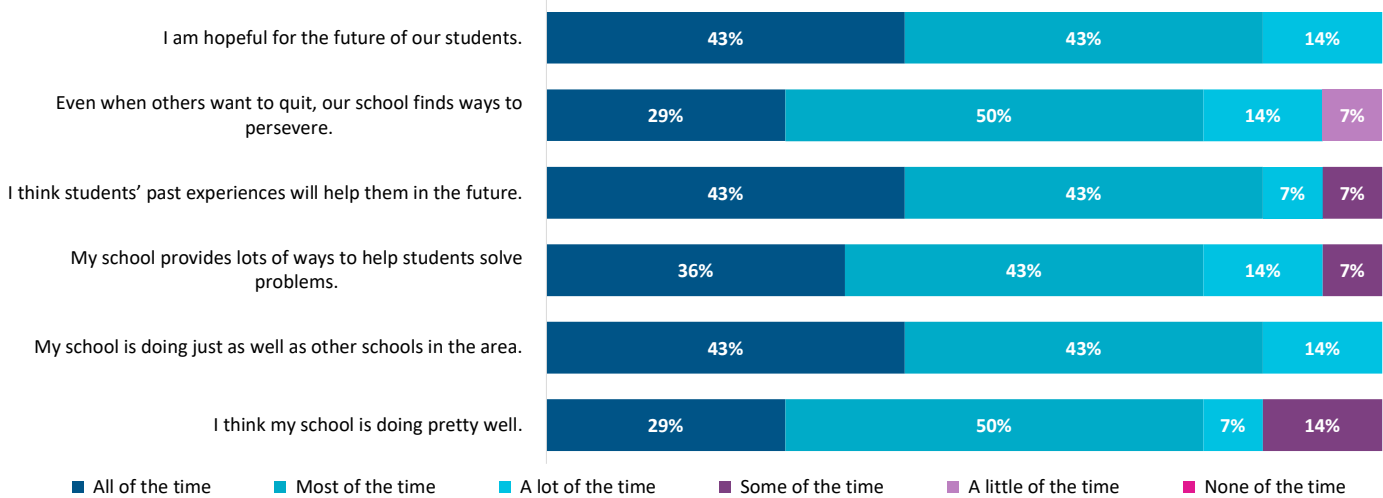
Please rate your level of agreement with each statement as it reflects YOUR SCHOOL:



Teachers only: Please rate your level of agreement with each statement as it reflects YOUR CLASSROOM:

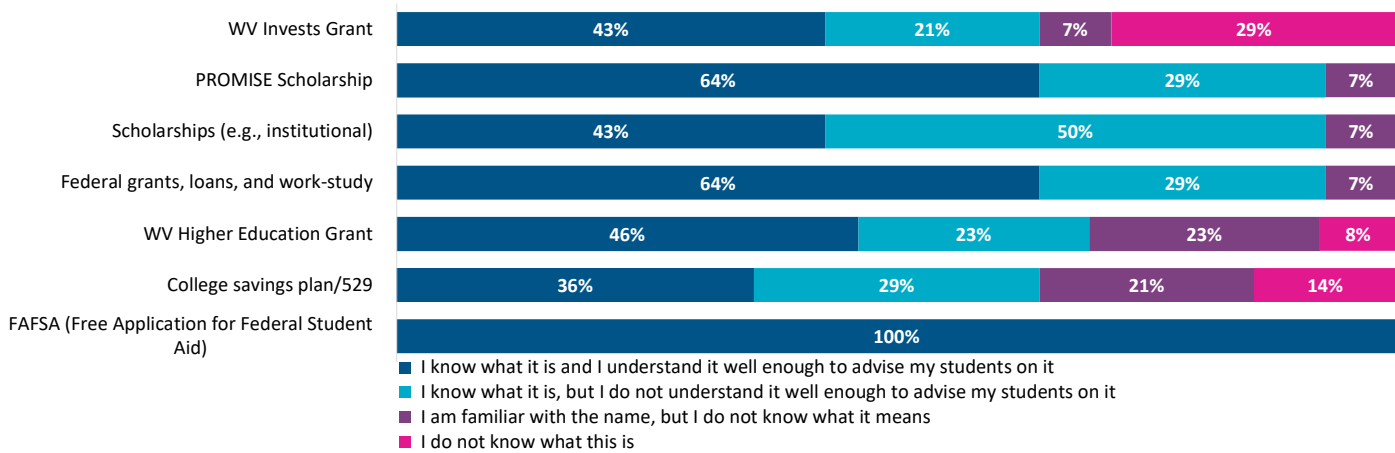


Please read the following sentences below and think about how your school is doing in most situations.

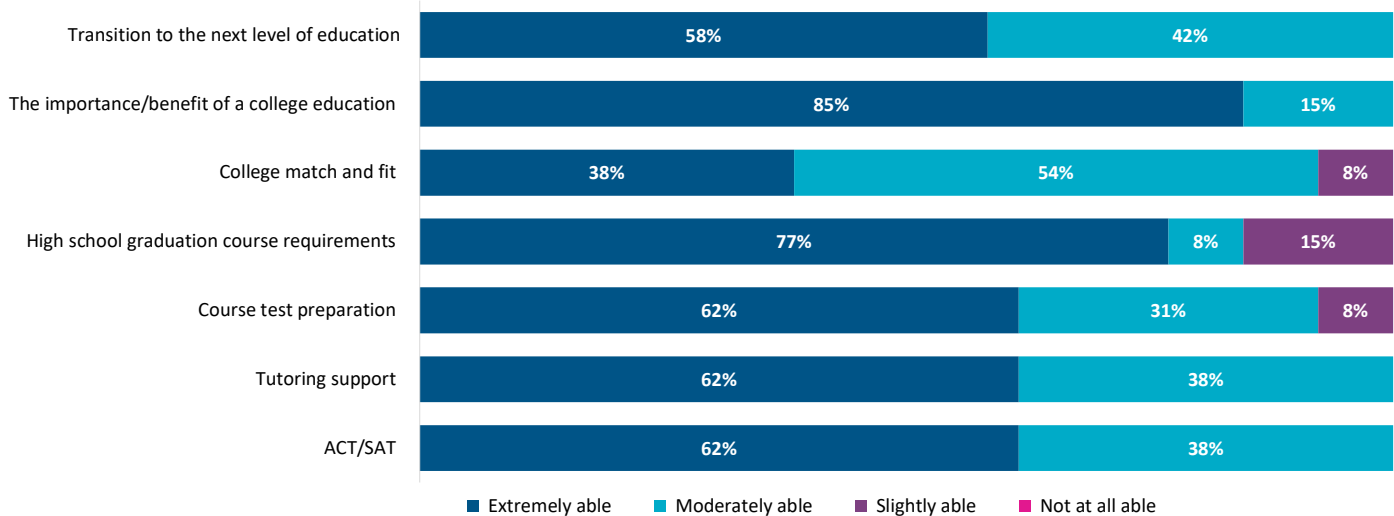


Section 3: College and Financial Aid Knowledge

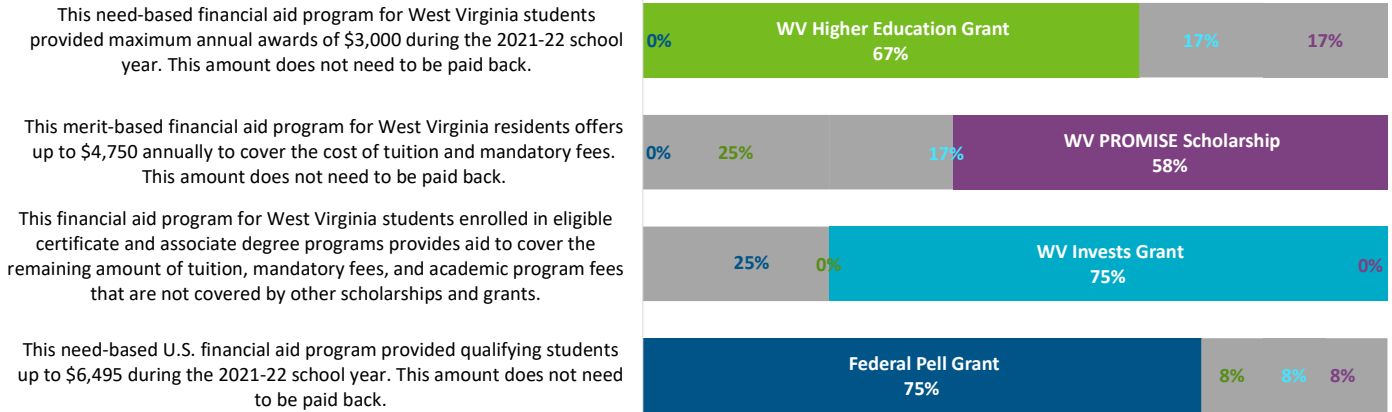
Please rate your level of knowledge about each of the following programs that students and families can use to pay for college.



Please rate your ability to assist students and their families in understanding the following topics.

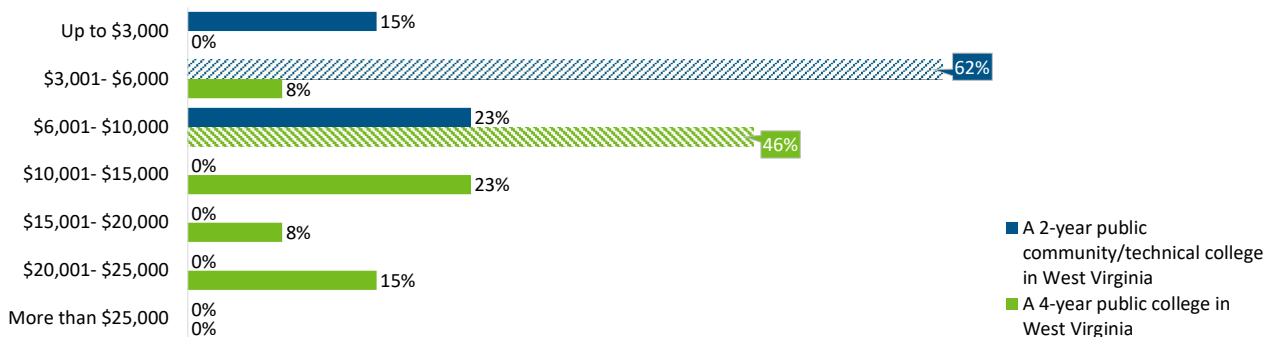


Financial aid programs available to West Virginia Students[^]



[^]The correct responses are indicated by the color filled bar.

On average, how much do you think it costs for one year of in-state tuition to attend the following college options in West Virginia? Your estimate should not include the cost of food, housing, or books. [^]



[^]The correct responses are indicated by pattern filled bar.

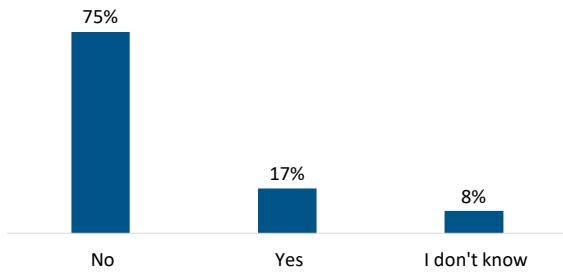
Section 4: College Readiness and/or GEAR UP Involvement

Please select to what extent your school promotes each of the following activities. Then, please indicate whether you have been involved in that activity (e.g., as a participant, activity organizer).

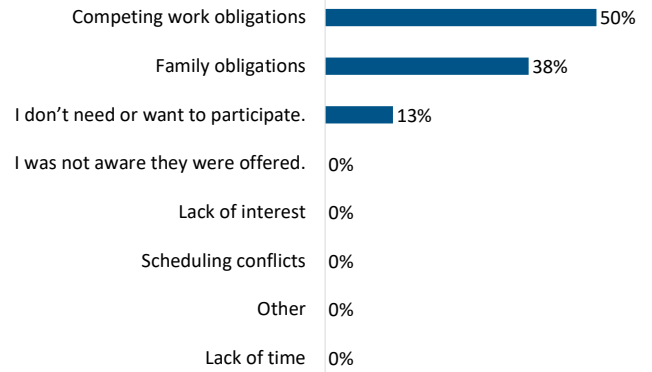
	extent your school promotes each of the following activities				been involved in that activity	
	Extremely	Moderately	Slightly	Not at all	No	Yes
Academic planning/career advising	77%	15%	8%	0%	48%	52%
Academic/tutoring support	85%	15%	0%	0%	43%	57%
ACT/SAT preparation	62%	38%	0%	0%	54%	46%
Assistance with completing financial aid forms (FAFSA)	100%	0%	0%	0%	64%	36%
College Application and Exploration Week	100%	0%	0%	0%	57%	43%
College campus visits (including virtual)	67%	33%	0%	0%	51%	49%
College Decision Day and/or other acceptance events	85%	15%	0%	0%	65%	35%
Credit recovery, AP, and dual credit opportunities	100%	0%	0%	0%	58%	42%
Financial literacy workshops	46%	54%	0%	0%	76%	24%
Mentoring programs (e.g., Student Success Society)	25%	67%	0%	8%	73%	27%
One-on-one advising with students	77%	15%	8%	0%	43%	57%
Parent/family peer networks	33%	50%	17%	0%	62%	38%
Professional development	58%	25%	17%	0%	46%	54%
Summer activities (e.g., Student Leadership Academy)	42%	33%	17%	8%	76%	24%
Text 4 Success initiative	25%	25%	8%	42%	90%	10%

Note: Blue column percentages are based on those respondents who indicated promotion of an activity. Pink column percentages are based on those respondents who indicated they were involved in an activity.

Have you ever participated in GEAR UP-sponsored activities or received support through GEAR UP?



If you did not participate in one or more of these activities/services, why not?*



Final Note: Additional questions from the personnel survey that were only for site coordinators are not included in this report to protect their anonymity.



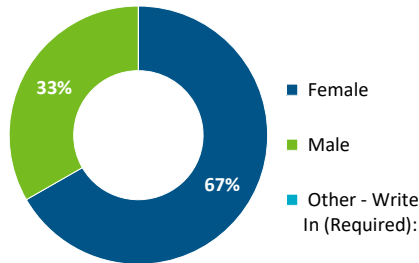
School-Level Response Rate:	
Estimated School Personnel	36
Surveys Received	21
Response Rate	58%

School Name:	Tug Valley High School
Survey Type:	School Personnel Survey Report

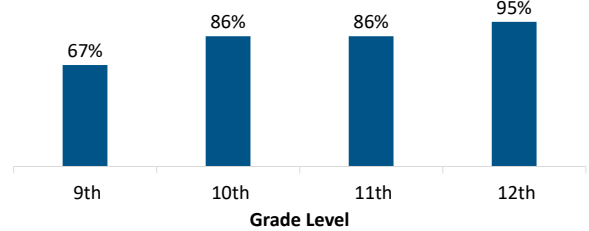
Note: Throughout this report, all percentages are rounded to the nearest whole number; amounts lower than 0.5% are rounded down to 0%. An asterick indicates a select all that apply question; amounts may exceed 100%.

Section 1: About Yourself

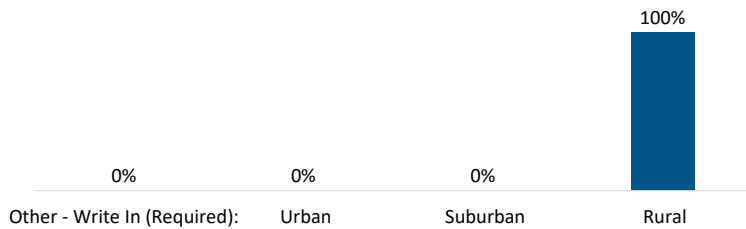
What is your gender?



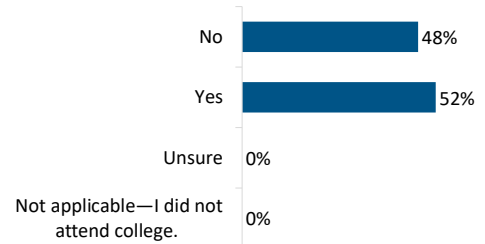
What current grade level(s) do you serve?*



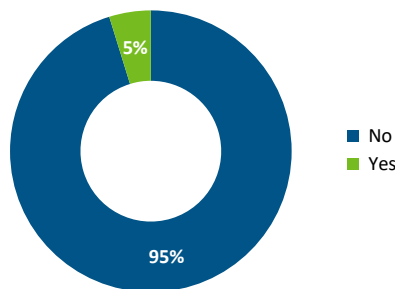
What type of community did you grow up in?



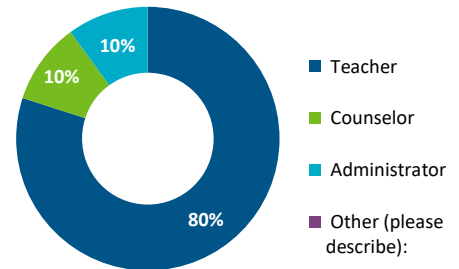
When you attended college, were you a first-generation college student?



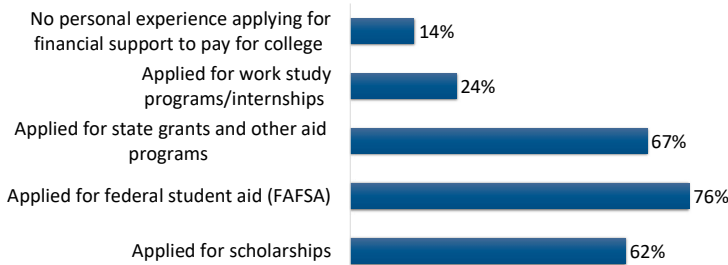
Are you a GEAR UP site coordinator?



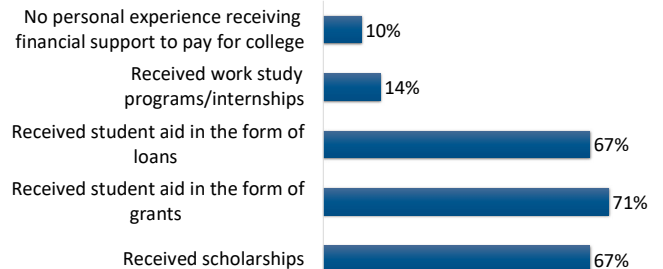
What is your current primary position at your school?



What has been your personal experience applying for financing for postsecondary education?*

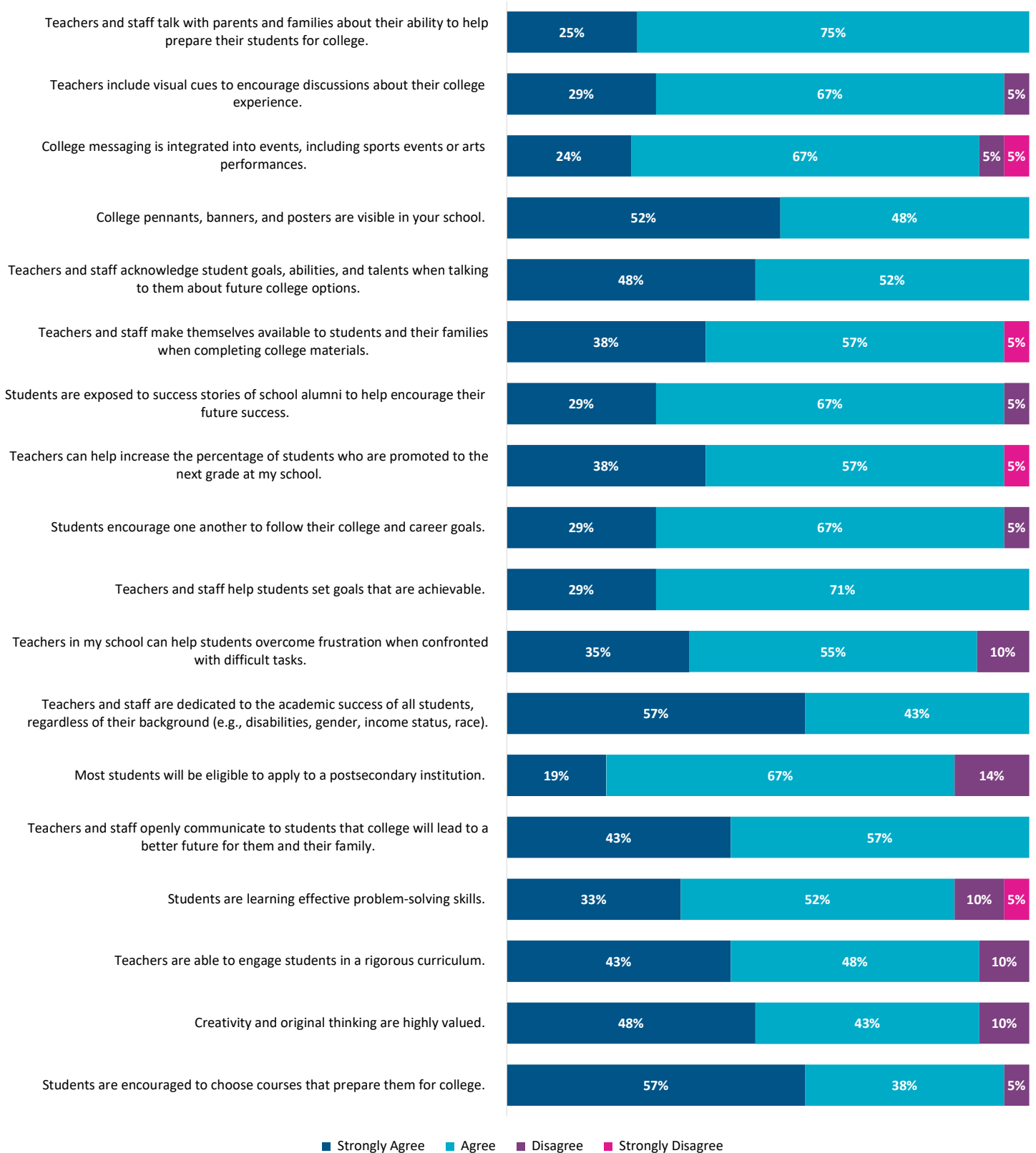


What has been your personal experience receiving financing for postsecondary education?*

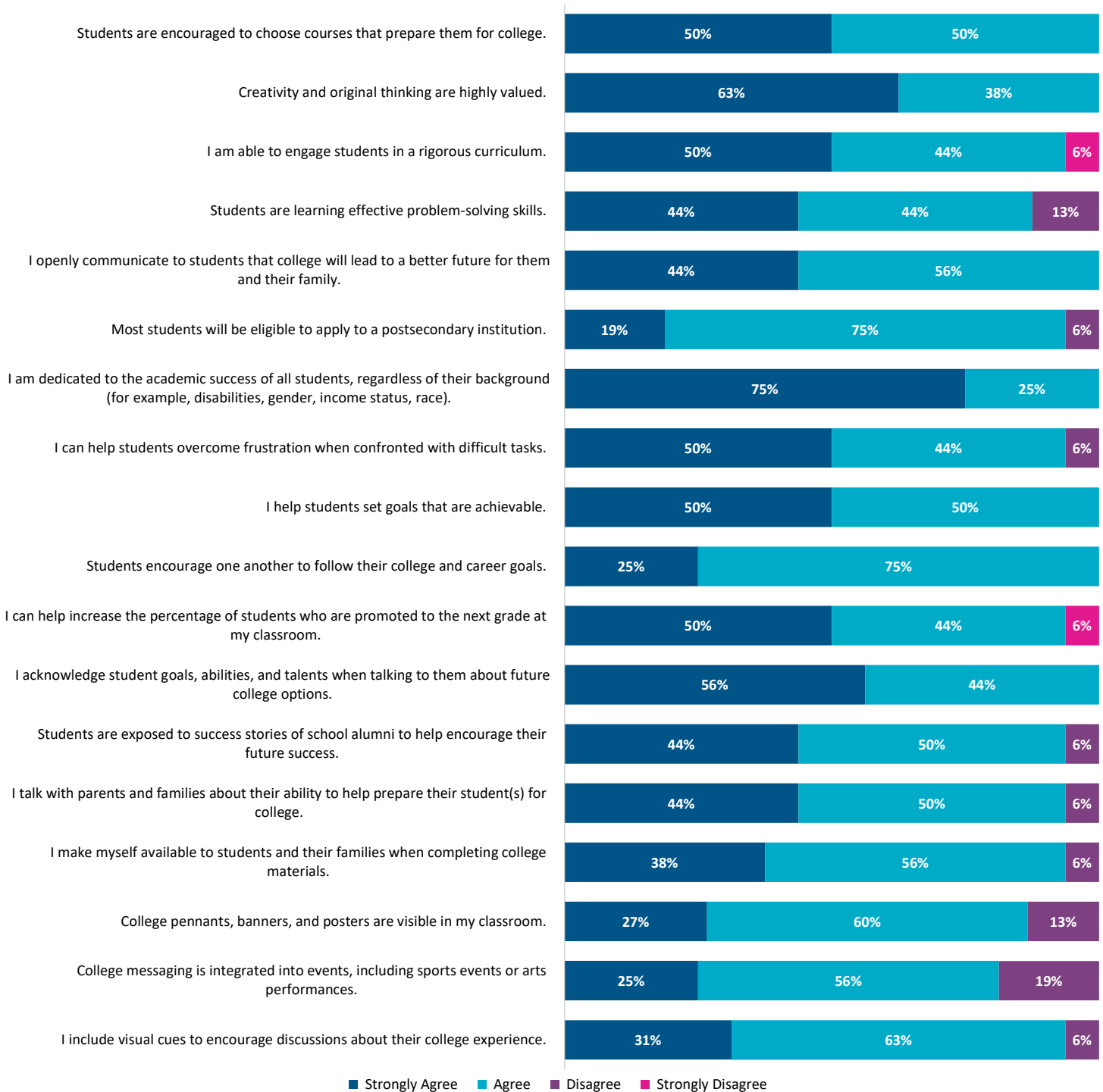


Section 2: School Culture

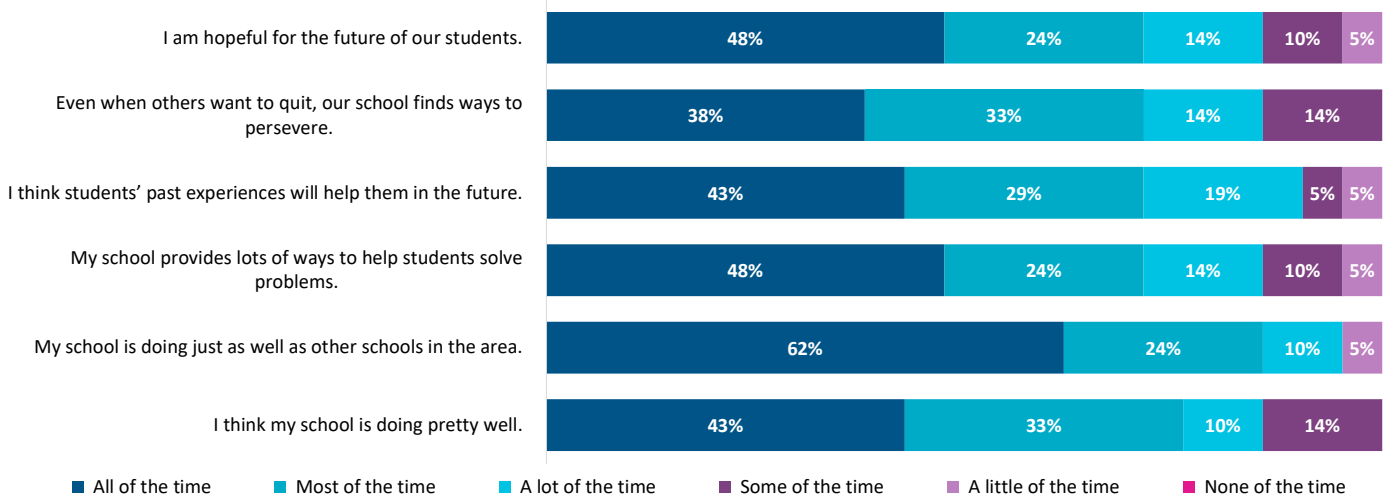
Please rate your level of agreement with each statement as it reflects YOUR SCHOOL:



Teachers only: Please rate your level of agreement with each statement as it reflects YOUR CLASSROOM:

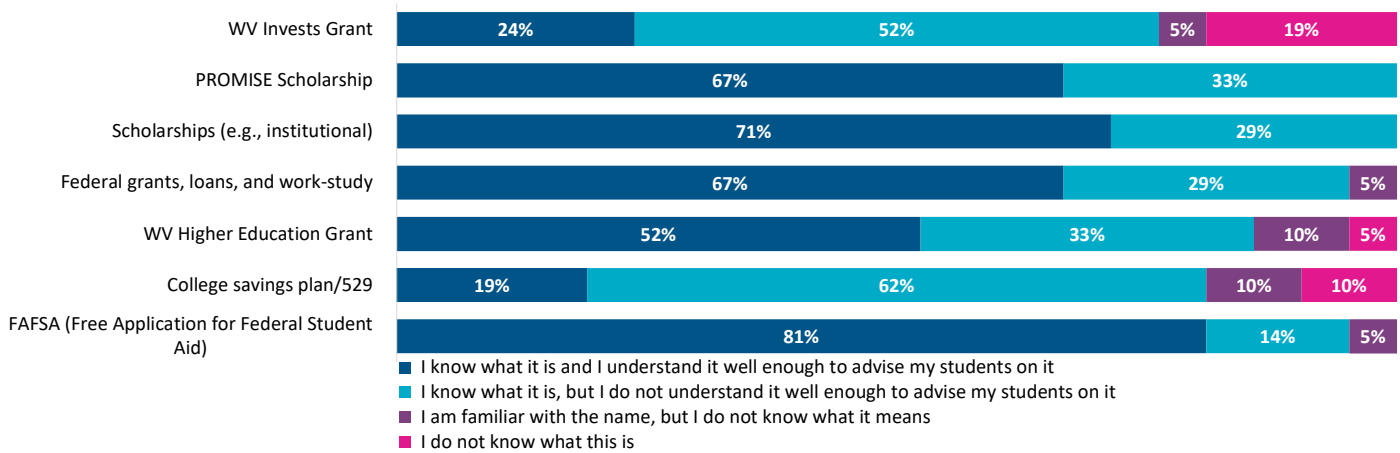


Please read the following sentences below and think about how your school is doing in most situations.

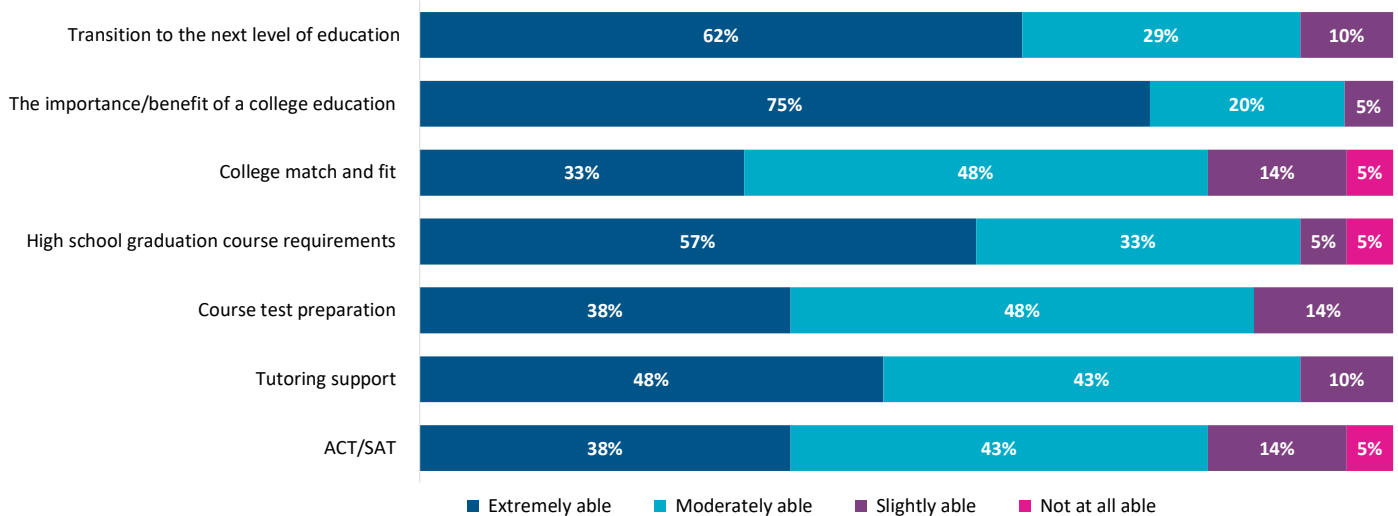


Section 3: College and Financial Aid Knowledge

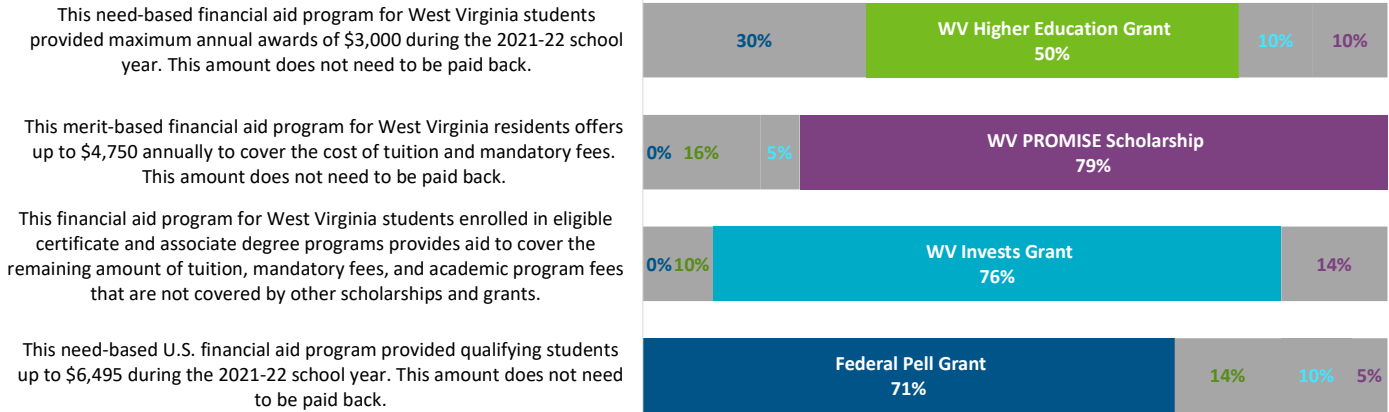
Please rate your level of knowledge about each of the following programs that students and families can use to pay for college.



Please rate your ability to assist students and their families in understanding the following topics.

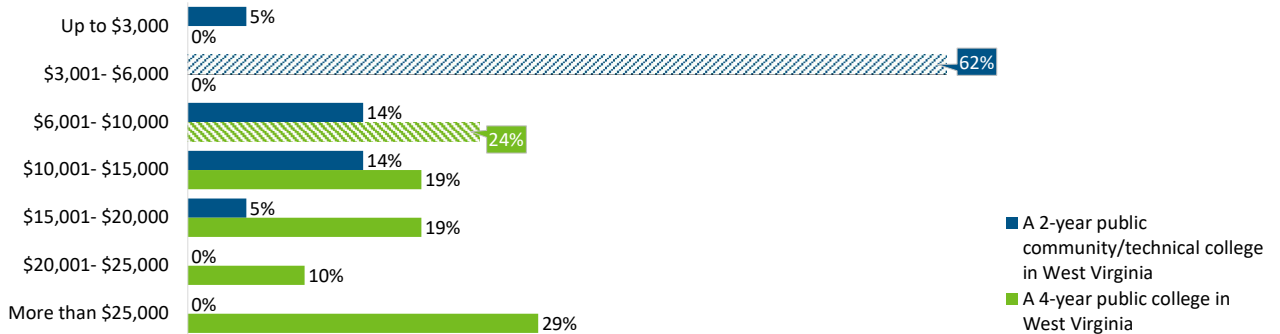


Financial aid programs available to West Virginia Students[^]



[^]The correct responses are indicated by the color filled bar.

On average, how much do you think it costs for one year of in-state tuition to attend the following college options in West Virginia? Your estimate should not include the cost of food, housing, or books. [^]



[^]The correct responses are indicated by pattern filled bar.

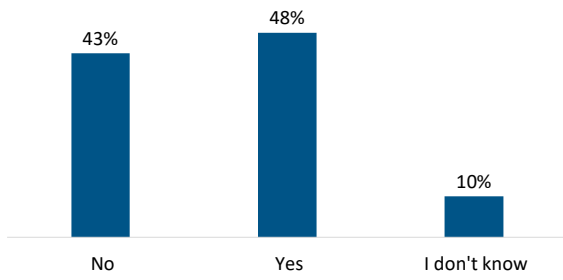
Section 4: College Readiness and/or GEAR UP Involvement

Please select to what extent your school promotes each of the following activities. Then, please indicate whether you have been involved in that activity (e.g., as a participant, activity organizer).

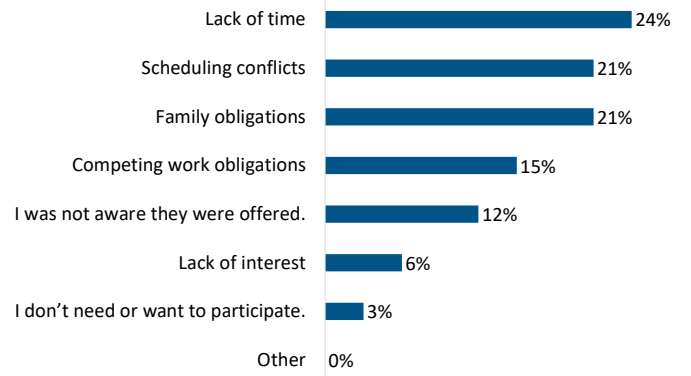
	<i>extent your school promotes each of the following activities</i>				<i>been involved in that activity</i>	
	Extremely	Moderately	Slightly	Not at all	No	Yes
Academic planning/career advising	43%	43%	10%	5%	48%	52%
Academic/tutoring support	52%	33%	10%	5%	43%	57%
ACT/SAT preparation	57%	29%	10%	5%	54%	46%
Assistance with completing financial aid forms (FAFSA)	76%	14%	5%	5%	64%	36%
College Application and Exploration Week	57%	29%	10%	5%	57%	43%
College campus visits (including virtual)	43%	43%	10%	5%	51%	49%
College Decision Day and/or other acceptance events	57%	29%	10%	5%	65%	35%
Credit recovery, AP, and dual credit opportunities	67%	19%	10%	5%	58%	42%
Financial literacy workshops	43%	38%	14%	5%	76%	24%
Mentoring programs (e.g., Student Success Society)	33%	38%	14%	14%	73%	27%
One-on-one advising with students	43%	38%	14%	5%	43%	57%
Parent/family peer networks	38%	38%	14%	10%	62%	38%
Professional development	43%	38%	14%	5%	46%	54%
Summer activities (e.g., Student Leadership Academy)	33%	43%	14%	10%	76%	24%
Text 4 Success initiative	25%	40%	15%	20%	90%	10%

Note: Blue column percentages are based on those respondents who indicated promotion of an activity. Pink column percentages are based on those respondents who indicated they were involved in an activity.

Have you ever participated in GEAR UP-sponsored activities or received support through GEAR UP?



If you did not participate in one or more of these activities/services, why not?*



Final Note: Additional questions from the personnel survey that were only for site coordinators are not included in this report to protect their anonymity.



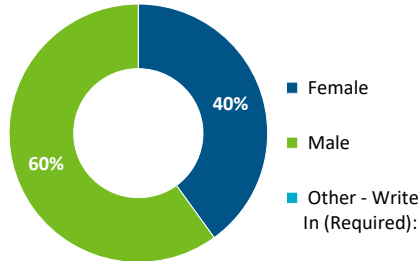
School-Level Response Rate:	
Estimated School Personnel	17
Surveys Received	10
Response Rate	59%

School Name:	Van Jr/Sr High School
Survey Type:	School Personnel Survey Report

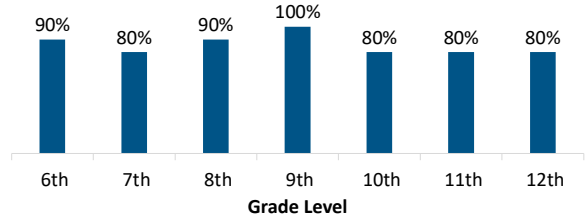
Note: Throughout this report, all percentages are rounded to the nearest whole number; amounts lower than 0.5% are rounded down to 0%. An asterisk indicates a select all that apply question; amounts may exceed 100%.

Section 1: About Yourself

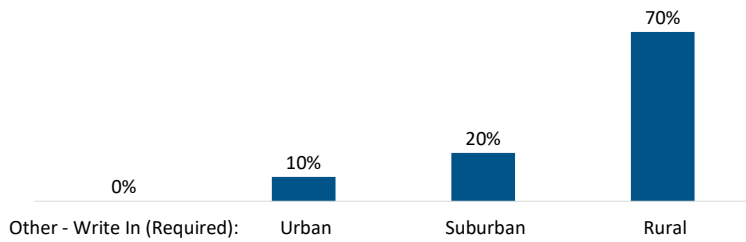
What is your gender?



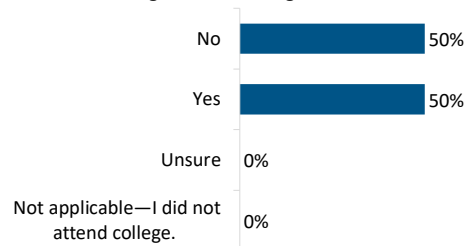
What current grade level(s) do you serve?*



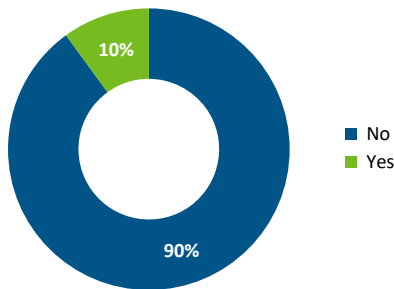
What type of community did you grow up in?



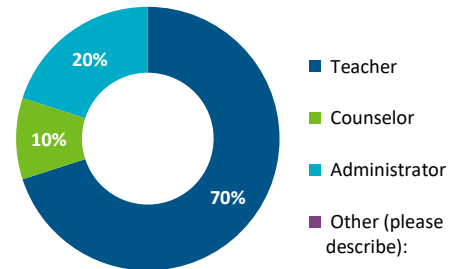
When you attended college, were you a first-generation college student?



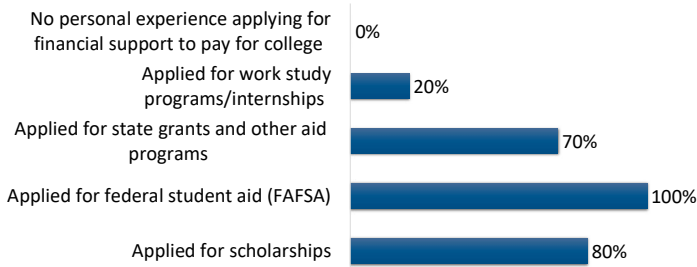
Are you a GEAR UP site coordinator?



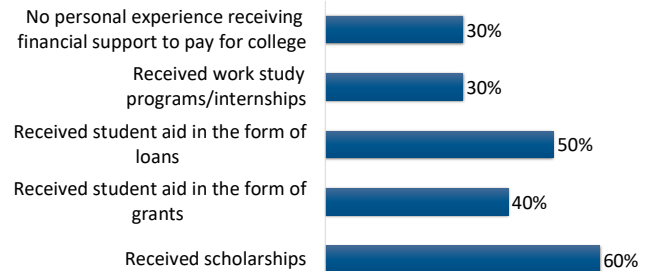
What is your current primary position at your school?



What has been your personal experience applying for financing for postsecondary education?*

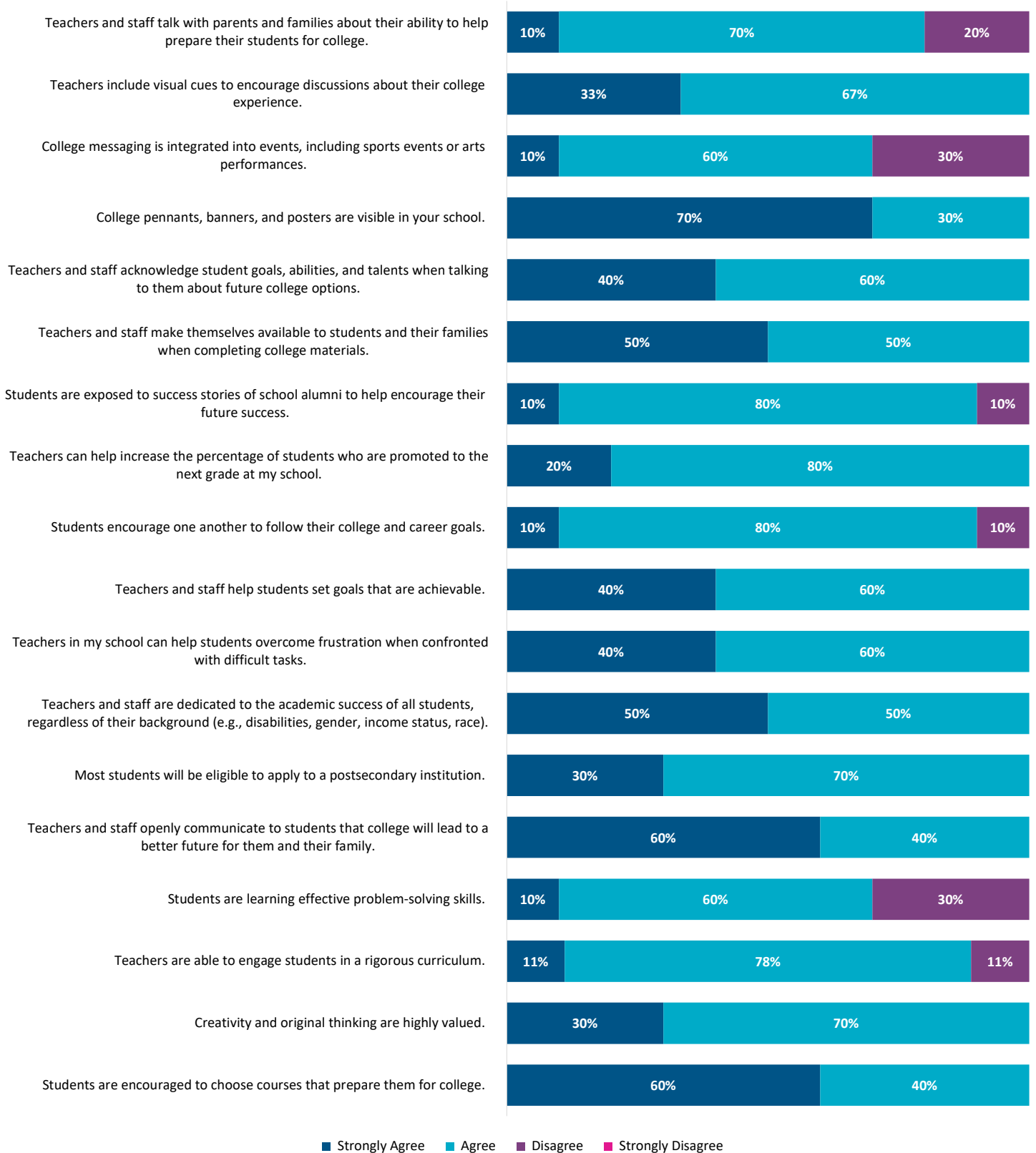


What has been your personal experience receiving financing for postsecondary education?*

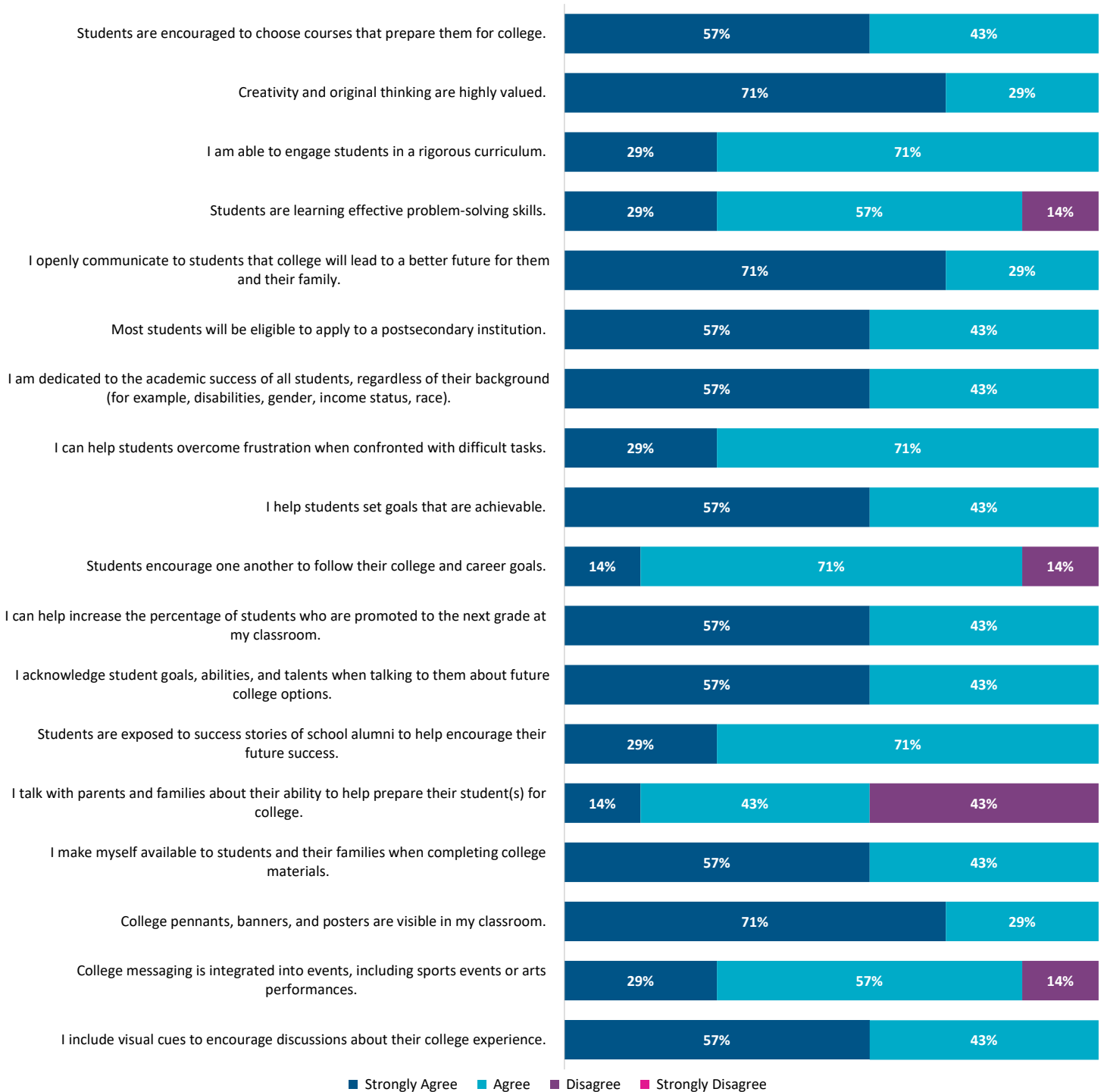


Section 2: School Culture

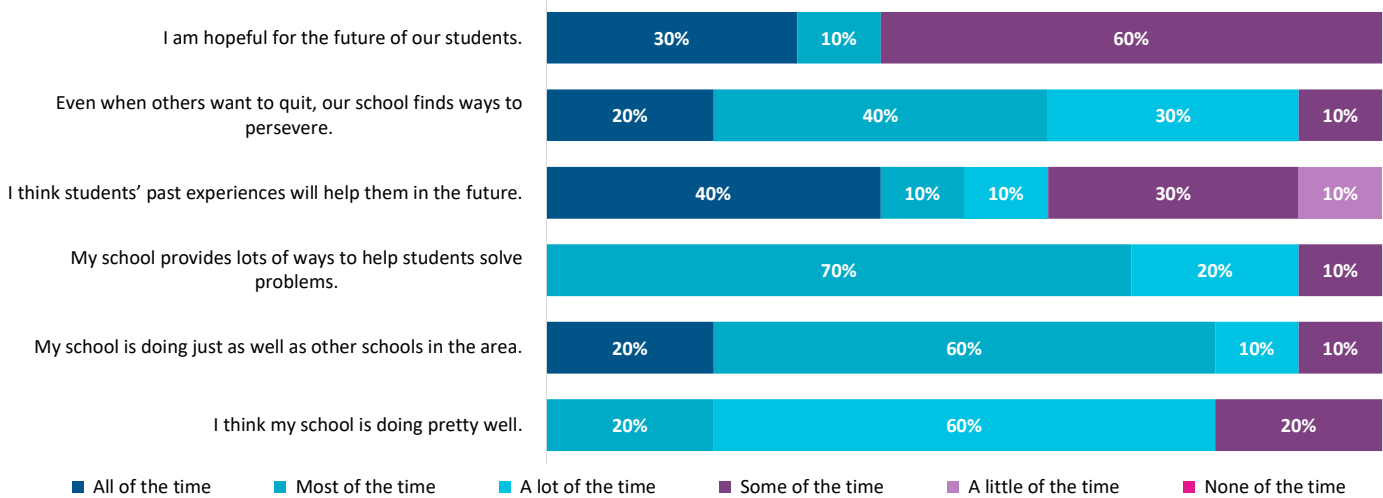
Please rate your level of agreement with each statement as it reflects YOUR SCHOOL:



Teachers only: Please rate your level of agreement with each statement as it reflects YOUR CLASSROOM:

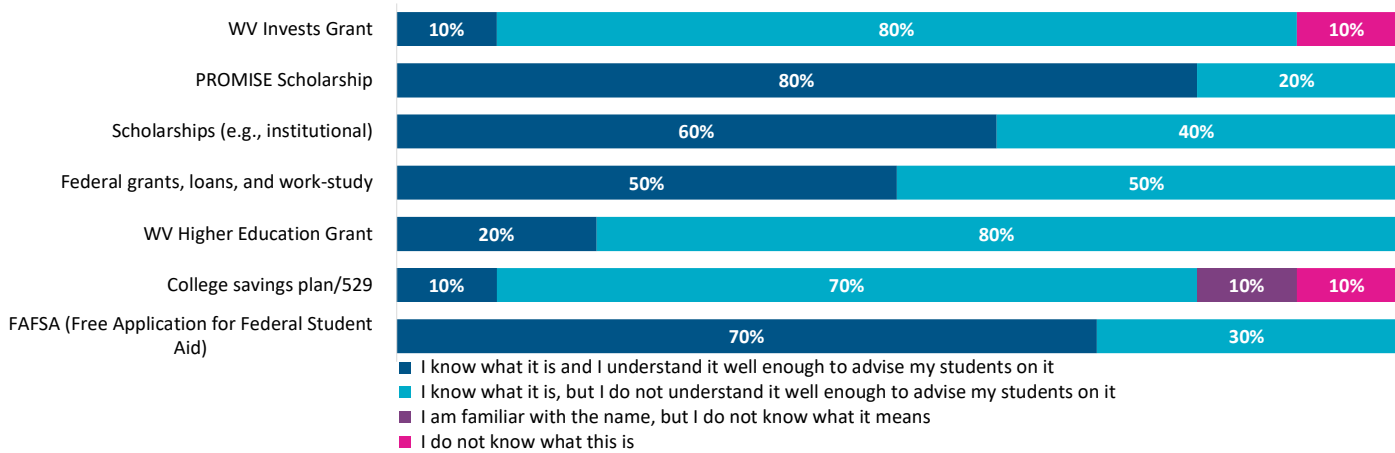


Please read the following sentences below and think about how your school is doing in most situations.

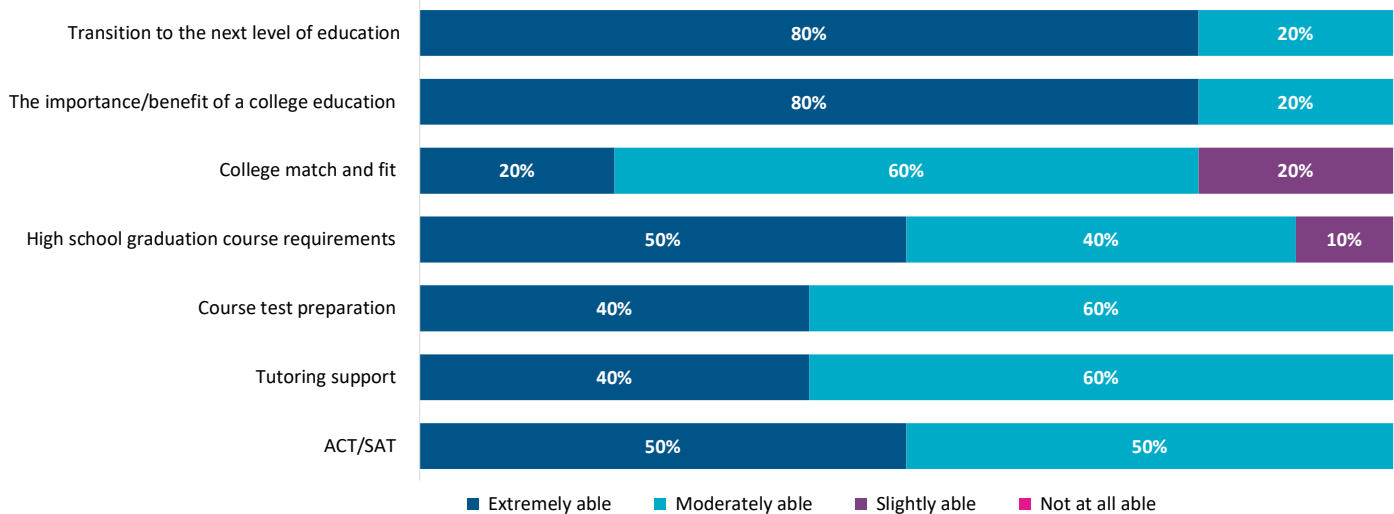


Section 3: College and Financial Aid Knowledge

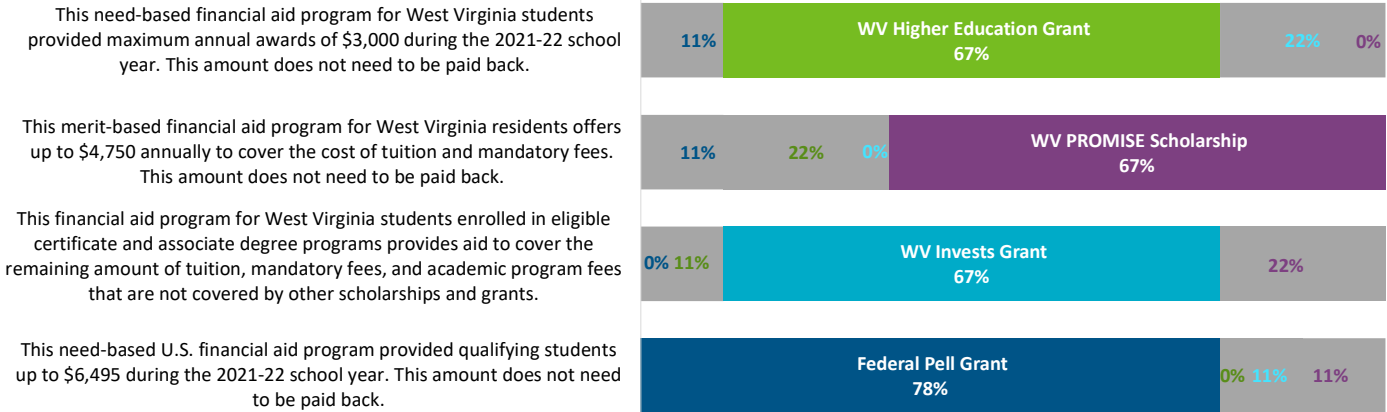
Please rate your level of knowledge about each of the following programs that students and families can use to pay for college.



Please rate your ability to assist students and their families in understanding the following topics.

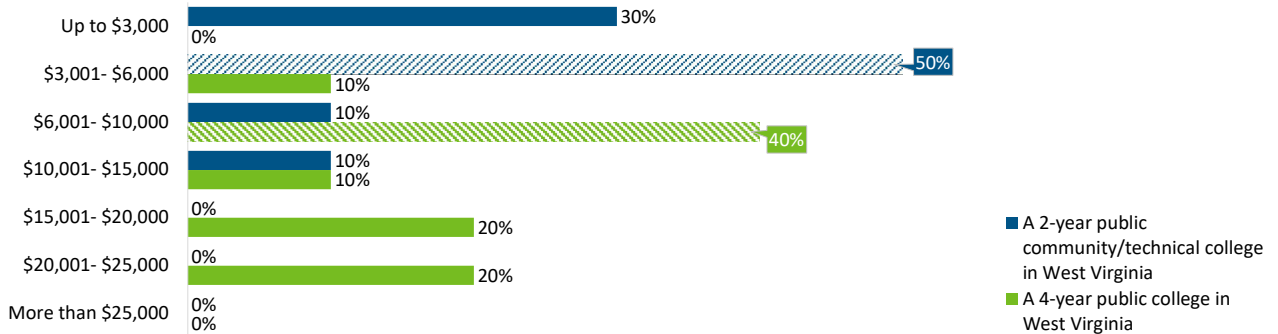


Financial aid programs available to West Virginia Students[^]



[^]The correct responses are indicated by the color filled bar.

On average, how much do you think it costs for one year of in-state tuition to attend the following college options in West Virginia? Your estimate should not include the cost of food, housing, or books. [^]



[^]The correct responses are indicated by pattern filled bar.

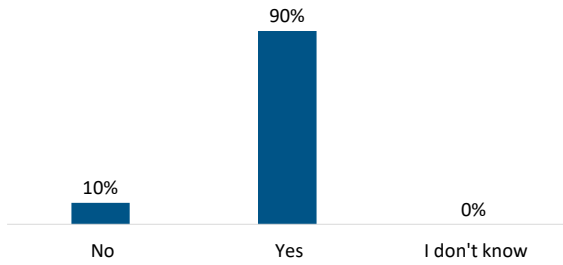
Section 4: College Readiness and/or GEAR UP Involvement

Please select to what extent your school promotes each of the following activities. Then, please indicate whether you have been involved in that activity (e.g., as a participant, activity organizer).

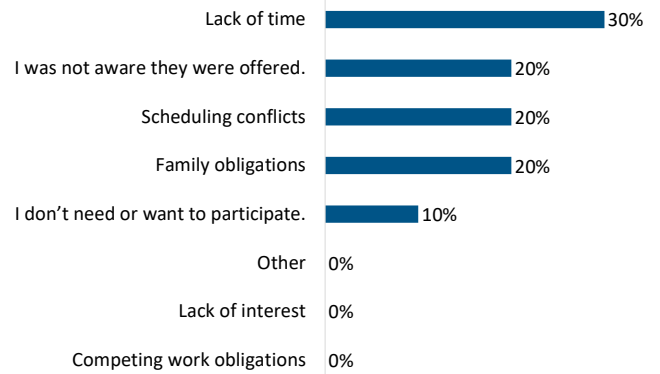
	extent your school promotes each of the following activities				been involved in that activity	
	Extremely	Moderately	Slightly	Not at all	No	Yes
Academic planning/career advising	33%	56%	11%	0%	48%	52%
Academic/tutoring support	44%	56%	0%	0%	43%	57%
ACT/SAT preparation	78%	22%	0%	0%	54%	46%
Assistance with completing financial aid forms (FAFSA)	67%	22%	11%	0%	64%	36%
College Application and Exploration Week	44%	56%	0%	0%	57%	43%
College campus visits (including virtual)	22%	67%	11%	0%	51%	49%
College Decision Day and/or other acceptance events	33%	44%	22%	0%	65%	35%
Credit recovery, AP, and dual credit opportunities	78%	22%	0%	0%	58%	42%
Financial literacy workshops	22%	56%	22%	0%	76%	24%
Mentoring programs (e.g., Student Success Society)	22%	67%	11%	0%	73%	27%
One-on-one advising with students	44%	56%	0%	0%	43%	57%
Parent/family peer networks	22%	44%	33%	0%	62%	38%
Professional development	22%	44%	33%	0%	46%	54%
Summer activities (e.g., Student Leadership Academy)	0%	67%	22%	11%	76%	24%
Text 4 Success initiative	11%	44%	22%	22%	90%	10%

Note: Blue column percentages are based on those respondents who indicated promotion of an activity. Pink column percentages are based on those respondents who indicated they were involved in an activity.

Have you ever participated in GEAR UP-sponsored activities or received support through GEAR UP?



If you did not participate in one or more of these activities/services, why not?*



Final Note: Additional questions from the personnel survey that were only for site coordinators are not included in this report to protect their anonymity.



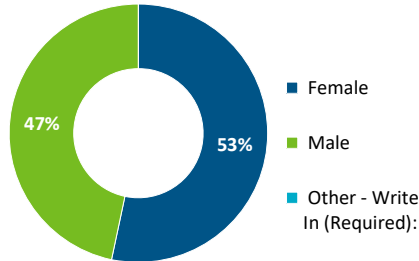
School-Level Response Rate:	
Estimated School Personnel	17
Surveys Received	15
Response Rate	88%

School Name:	Vinson Middle School
Survey Type:	School Personnel Survey Report

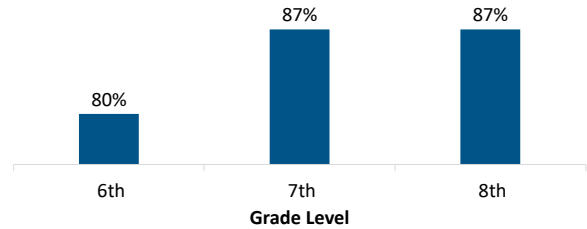
Note: Throughout this report, all percentages are rounded to the nearest whole number; amounts lower than 0.5% are rounded down to 0%. An asterick indicates a select all that apply question; amounts may exceed 100%.

Section 1: About Yourself

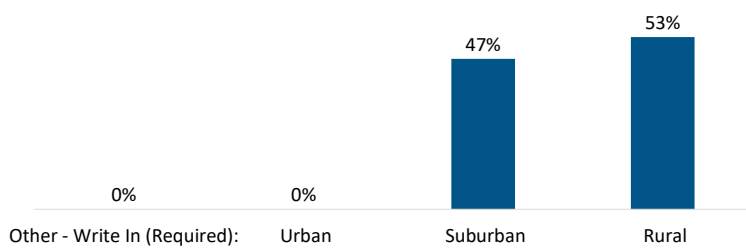
What is your gender?



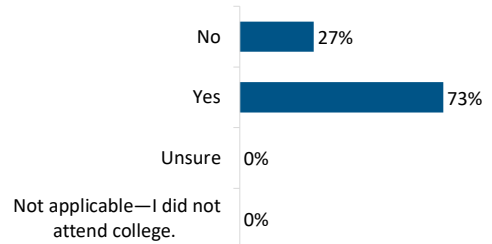
What current grade level(s) do you serve?*



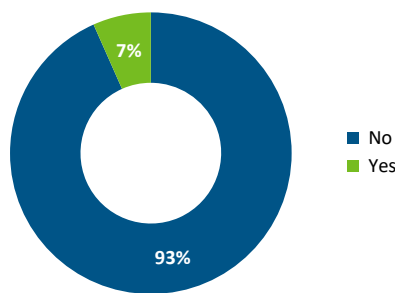
What type of community did you grow up in?



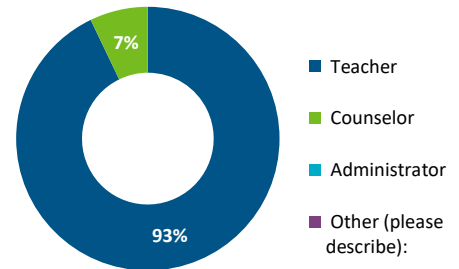
When you attended college, were you a first-generation college student?



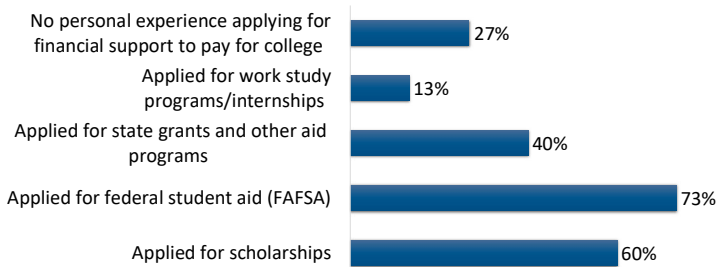
Are you a GEAR UP site coordinator?



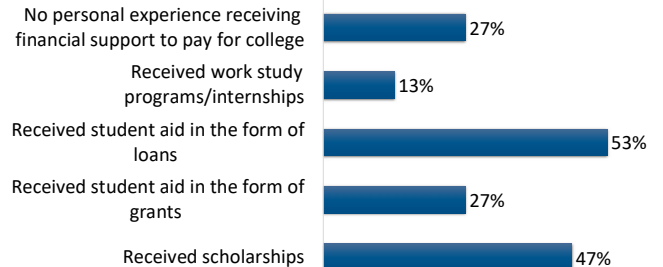
What is your current primary position at your school?



What has been your personal experience applying for financing for postsecondary education?*

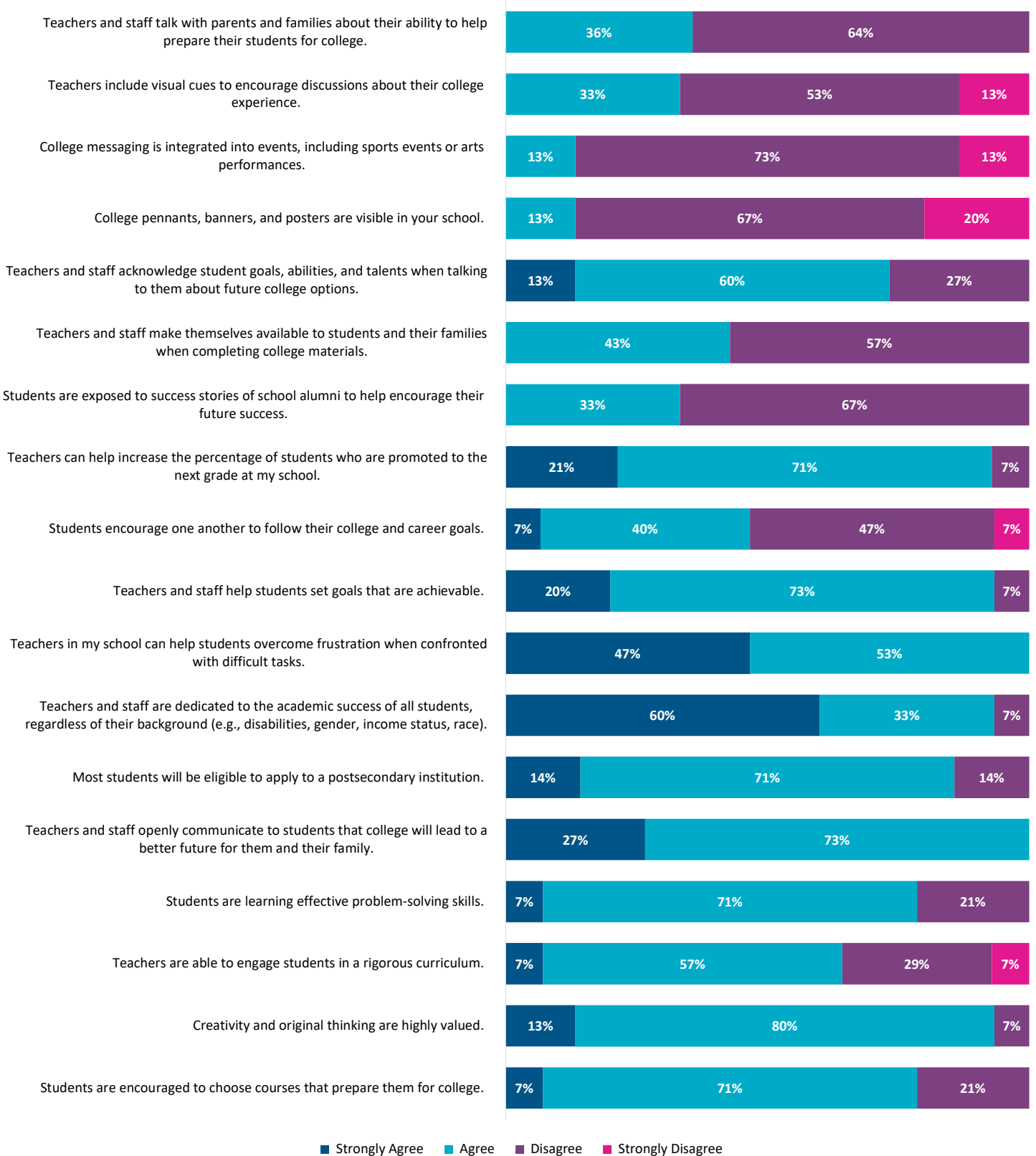


What has been your personal experience receiving financing for postsecondary education?*

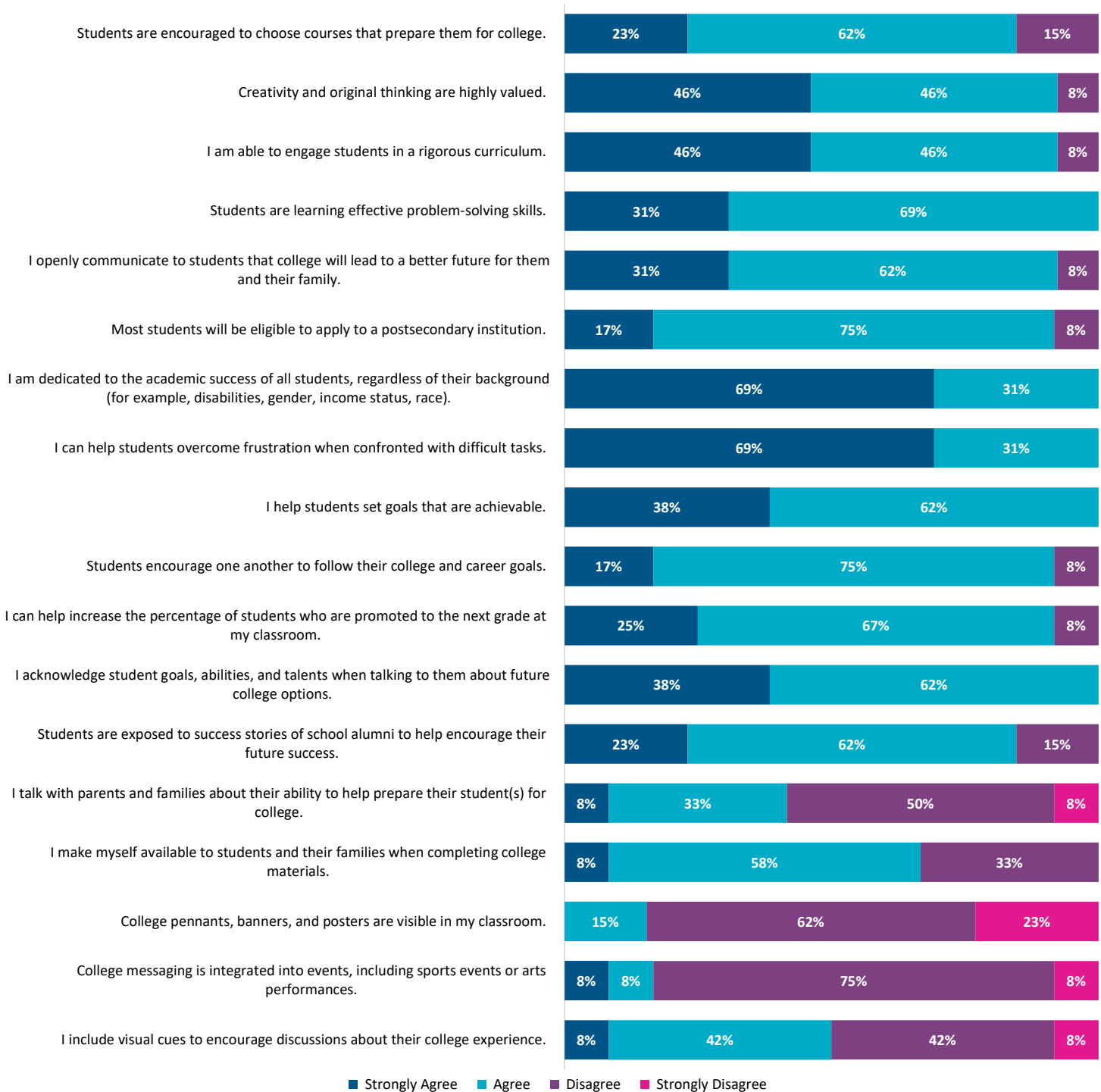


Section 2: School Culture

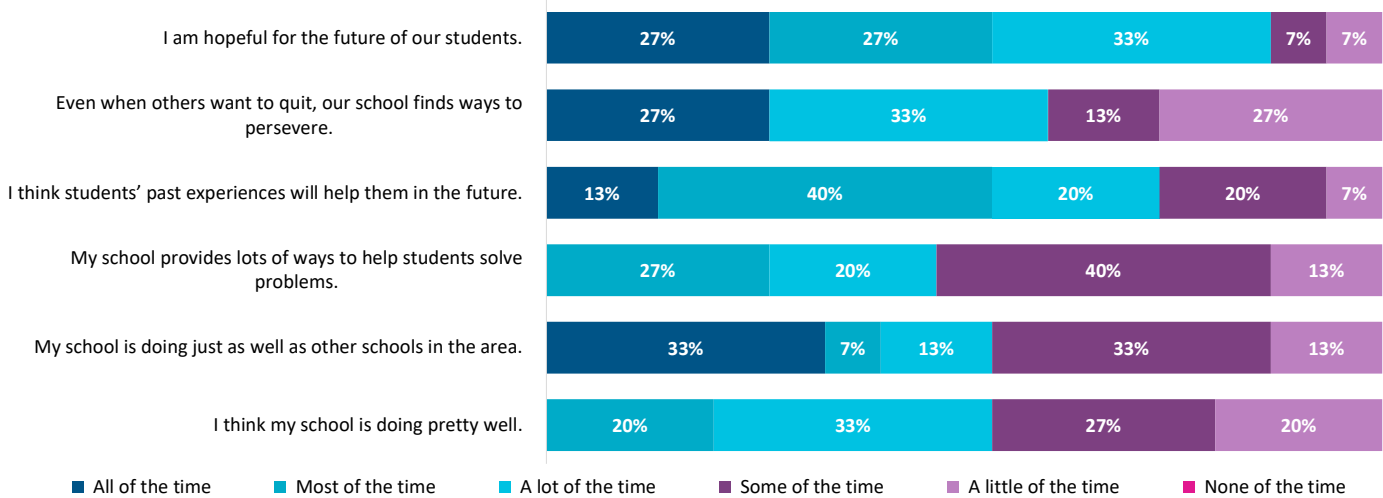
Please rate your level of agreement with each statement as it reflects YOUR SCHOOL:



Teachers only: Please rate your level of agreement with each statement as it reflects YOUR CLASSROOM:

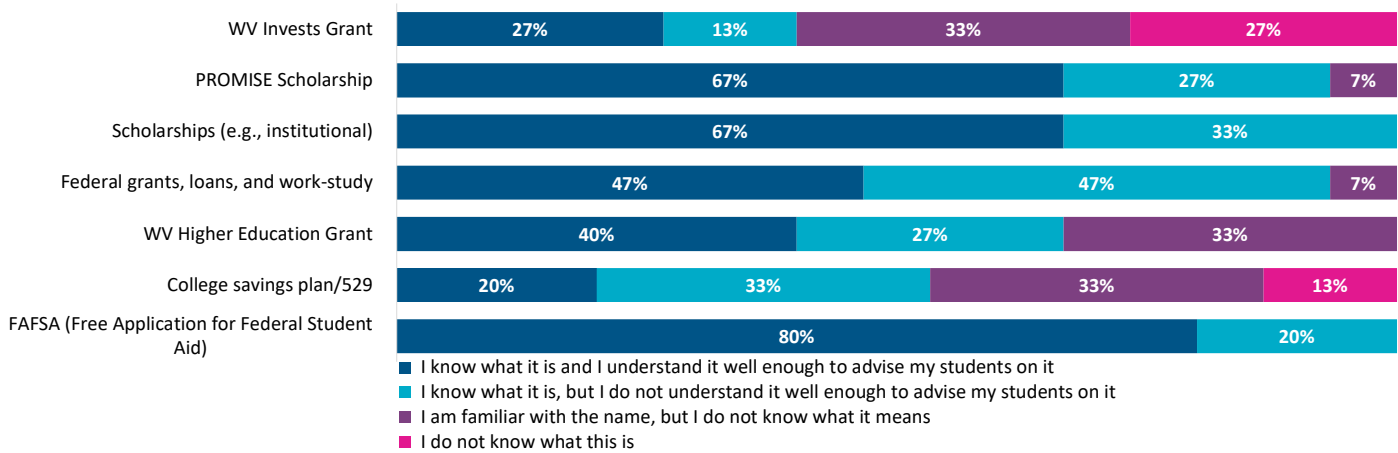


Please read the following sentences below and think about how your school is doing in most situations.

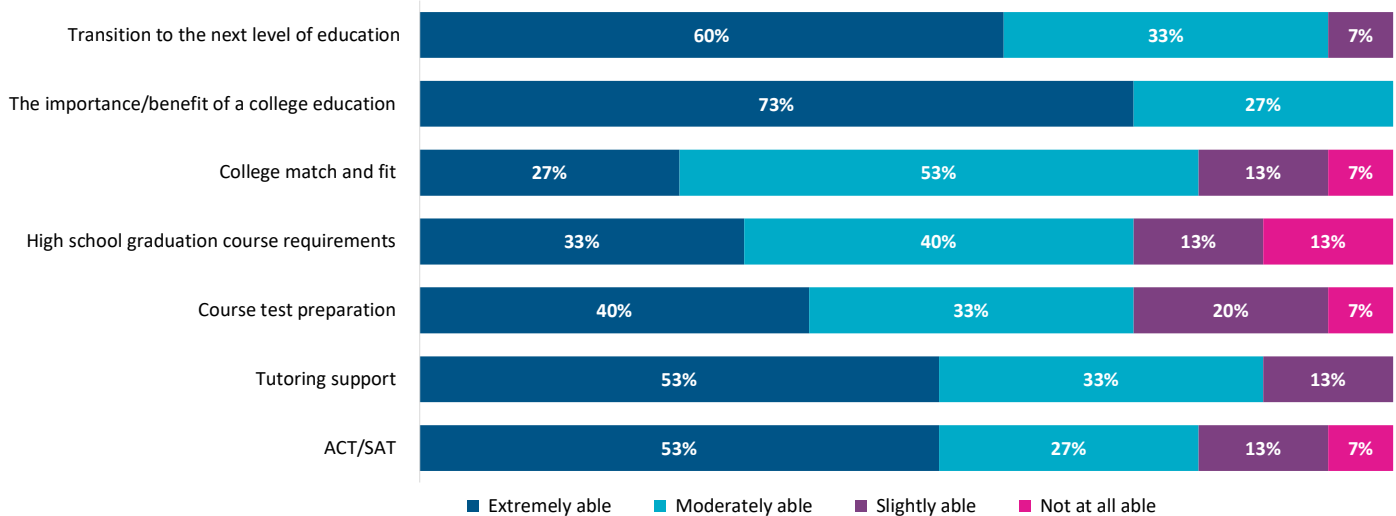


Section 3: College and Financial Aid Knowledge

Please rate your level of knowledge about each of the following programs that students and families can use to pay for college.



Please rate your ability to assist students and their families in understanding the following topics.



Financial aid programs available to West Virginia Students[^]

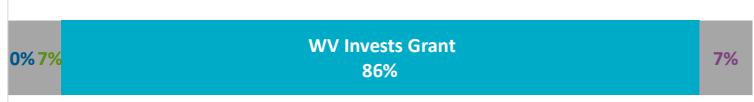
This need-based financial aid program for West Virginia students provided maximum annual awards of \$3,000 during the 2021-22 school year. This amount does not need to be paid back.



This merit-based financial aid program for West Virginia residents offers up to \$4,750 annually to cover the cost of tuition and mandatory fees. This amount does not need to be paid back.



This financial aid program for West Virginia students enrolled in eligible certificate and associate degree programs provides aid to cover the remaining amount of tuition, mandatory fees, and academic program fees that are not covered by other scholarships and grants.

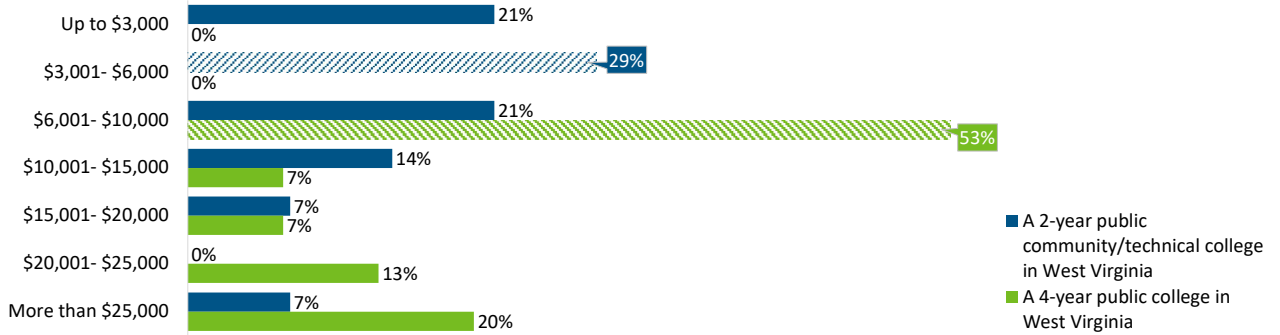


This need-based U.S. financial aid program provided qualifying students up to \$6,495 during the 2021-22 school year. This amount does not need to be paid back.



[^]The correct responses are indicated by the color filled bar.

On average, how much do you think it costs for one year of in-state tuition to attend the following college options in West Virginia? Your estimate should not include the cost of food, housing, or books. [^]



[^]The correct responses are indicated by pattern filled bar.

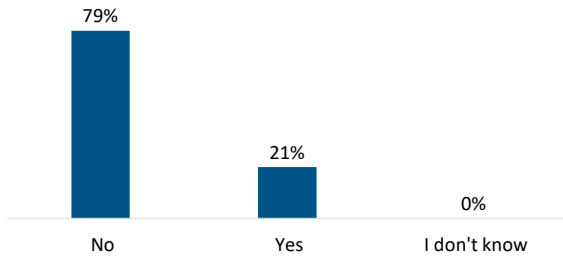
Section 4: College Readiness and/or GEAR UP Involvement

Please select to what extent your school promotes each of the following activities. Then, please indicate whether you have been involved in that activity (e.g., as a participant, activity organizer).

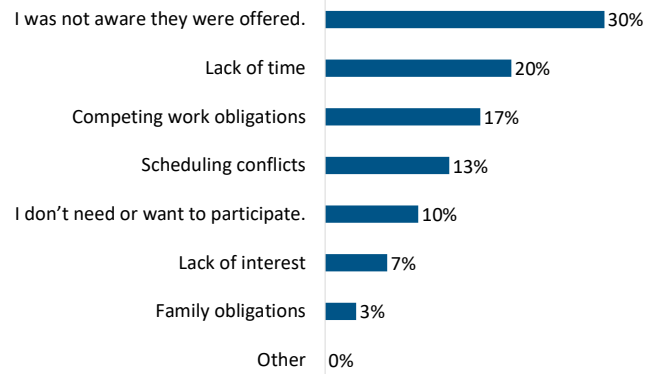
	<i>extent your school promotes each of the following activities</i>				<i>been involved in that activity</i>	
	Extremely	Moderately	Slightly	Not at all	No	Yes
Academic planning/career advising	14%	36%	21%	29%	48%	52%
Academic/tutoring support	7%	43%	43%	7%	43%	57%
ACT/SAT preparation	0%	31%	23%	46%	54%	46%
Assistance with completing financial aid forms (FAFSA)	0%	14%	21%	64%	64%	36%
College Application and Exploration Week	0%	43%	14%	43%	57%	43%
College campus visits (including virtual)	7%	21%	36%	36%	51%	49%
College Decision Day and/or other acceptance events	0%	14%	21%	64%	65%	35%
Credit recovery, AP, and dual credit opportunities	0%	14%	21%	64%	58%	42%
Financial literacy workshops	0%	15%	23%	62%	76%	24%
Mentoring programs (e.g., Student Success Society)	0%	23%	46%	31%	73%	27%
One-on-one advising with students	7%	50%	36%	7%	43%	57%
Parent/family peer networks	0%	29%	43%	29%	62%	38%
Professional development	29%	36%	21%	14%	46%	54%
Summer activities (e.g., Student Leadership Academy)	0%	29%	36%	36%	76%	24%
Text 4 Success initiative	0%	7%	36%	57%	90%	10%

Note: **Blue** column percentages are based on those respondents who indicated promotion of an activity. **Pink** column percentages are based on those respondents who indicated they were involved in an activity.

Have you ever participated in GEAR UP-sponsored activities or received support through GEAR UP?



If you did not participate in one or more of these activities/services, why not?*



Final Note: Additional questions from the personnel survey that were only for site coordinators are not included in this report to protect their anonymity.



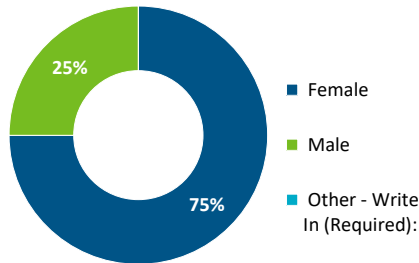
School-Level Response Rate:	
Estimated School Personnel	31
Surveys Received	21
Response Rate	68%

School Name:	Wahama Jr/Sr High School
Survey Type:	School Personnel Survey Report

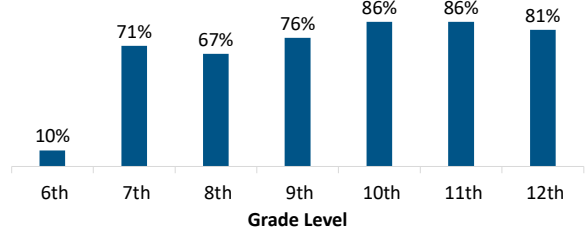
Note: Throughout this report, all percentages are rounded to the nearest whole number; amounts lower than 0.5% are rounded down to 0%. An asterick indicates a select all that apply question; amounts may exceed 100%.

Section 1: About Yourself

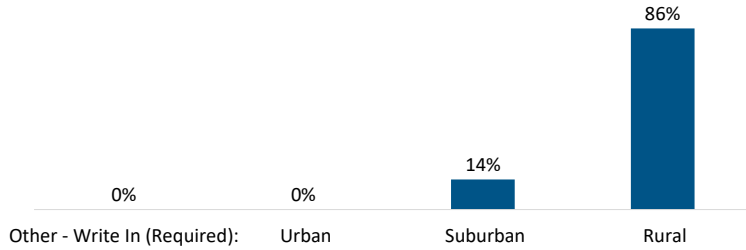
What is your gender?



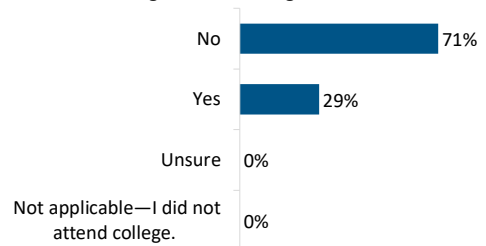
What current grade level(s) do you serve?*



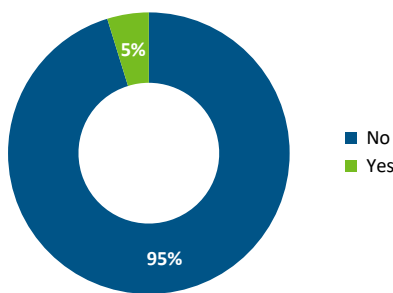
What type of community did you grow up in?



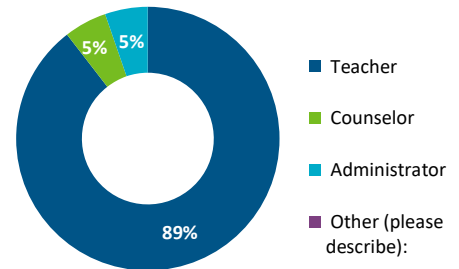
When you attended college, were you a first-generation college student?



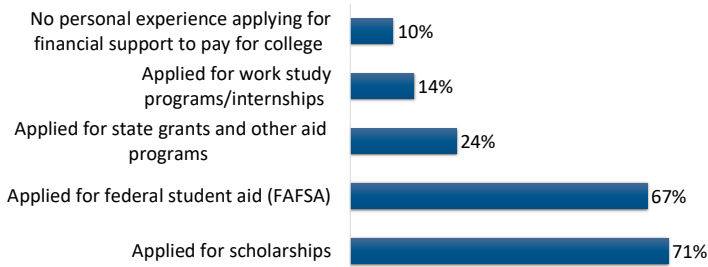
Are you a GEAR UP site coordinator?



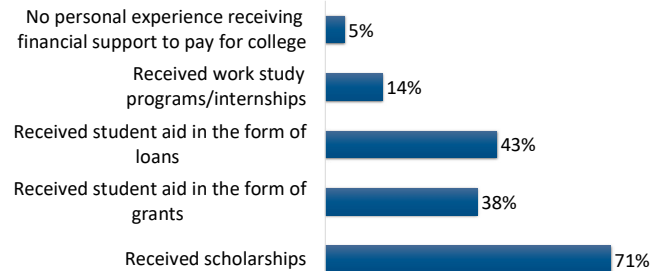
What is your current primary position at your school?



What has been your personal experience applying for financing for postsecondary education?*

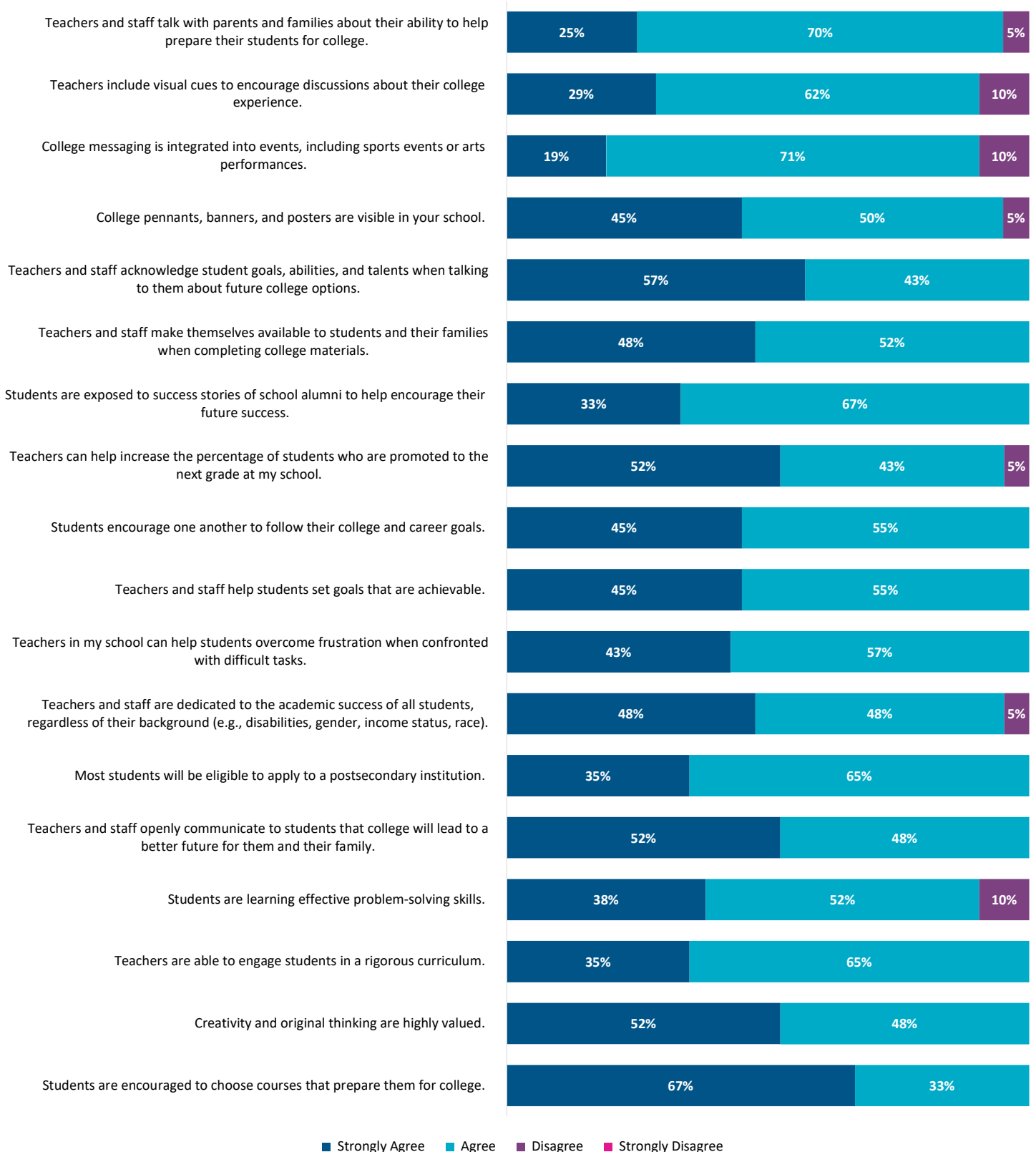


What has been your personal experience receiving financing for postsecondary education?*

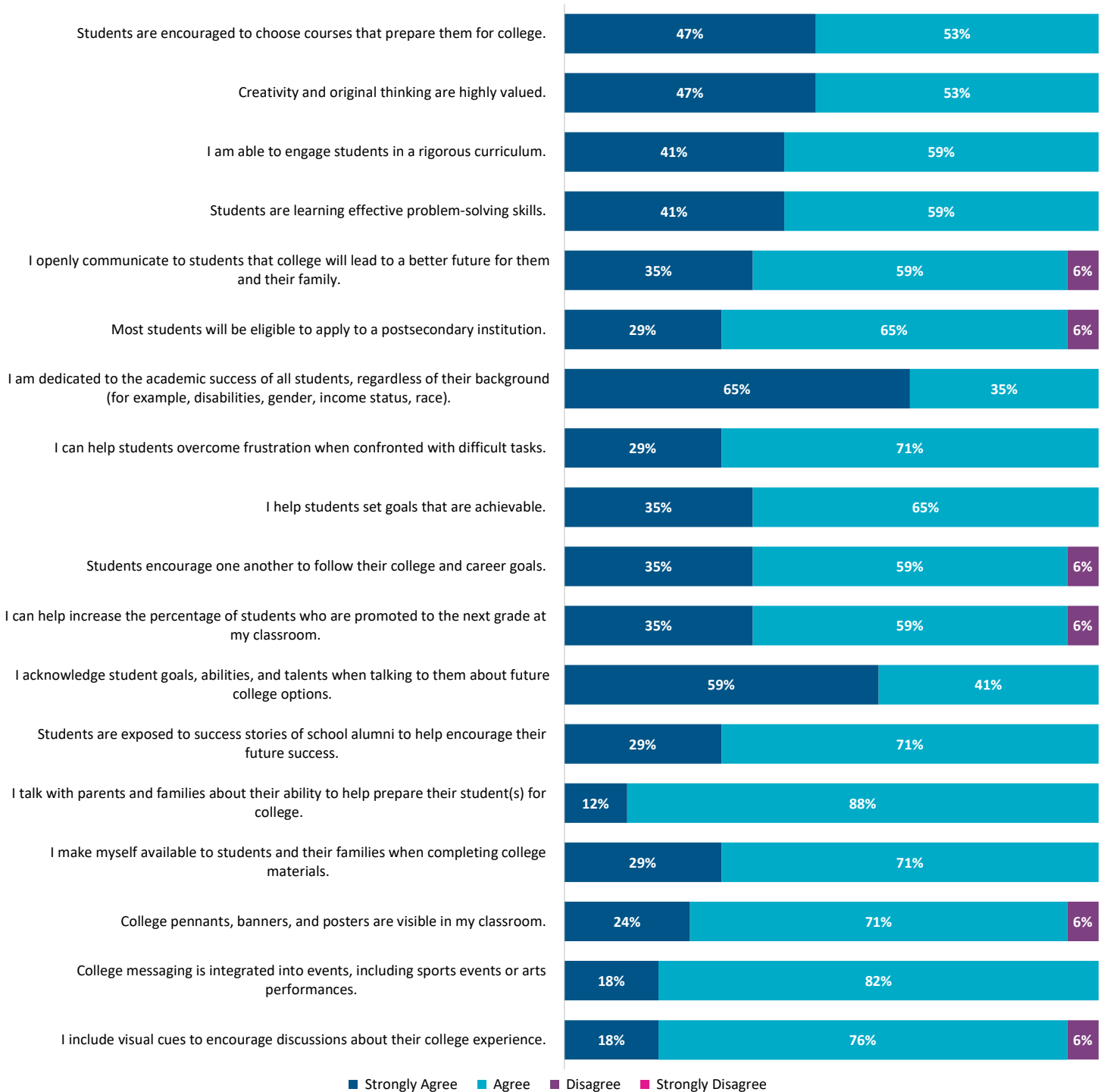


Section 2: School Culture

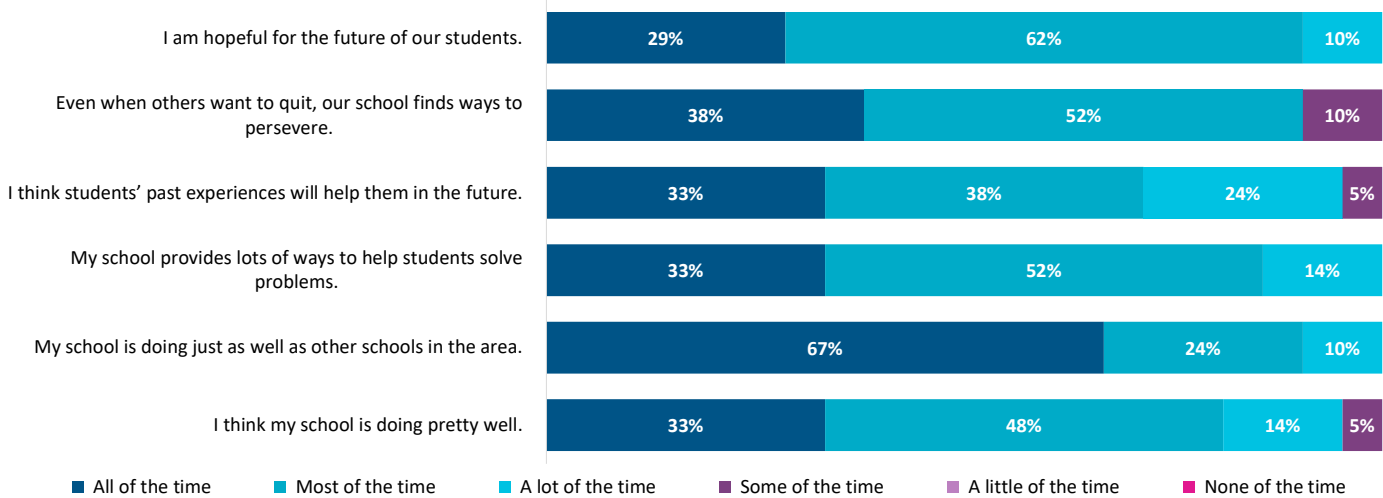
Please rate your level of agreement with each statement as it reflects YOUR SCHOOL:



Teachers only: Please rate your level of agreement with each statement as it reflects YOUR CLASSROOM:

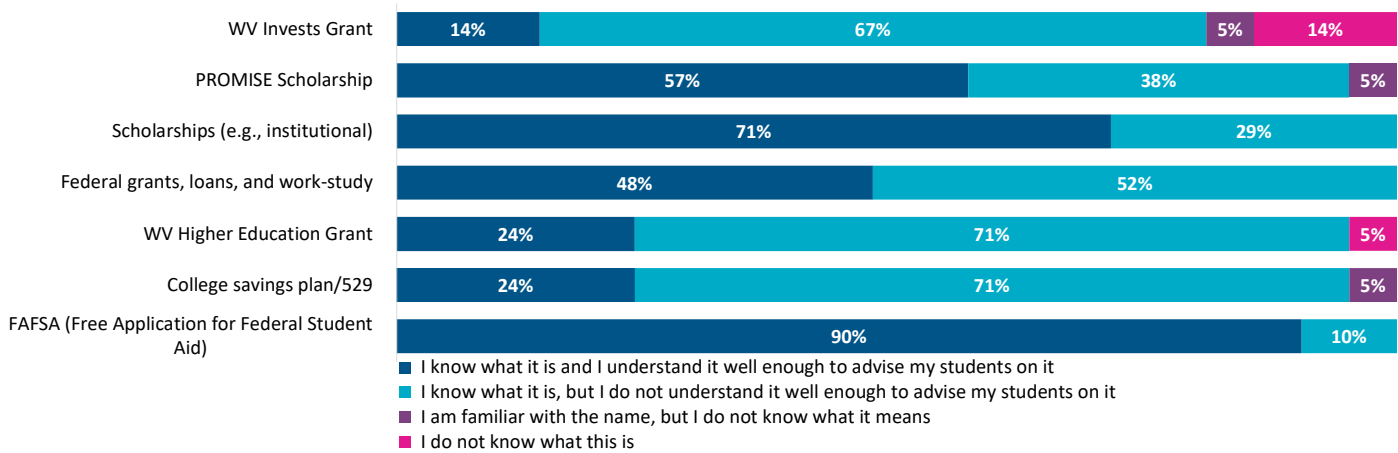


Please read the following sentences below and think about how your school is doing in most situations.

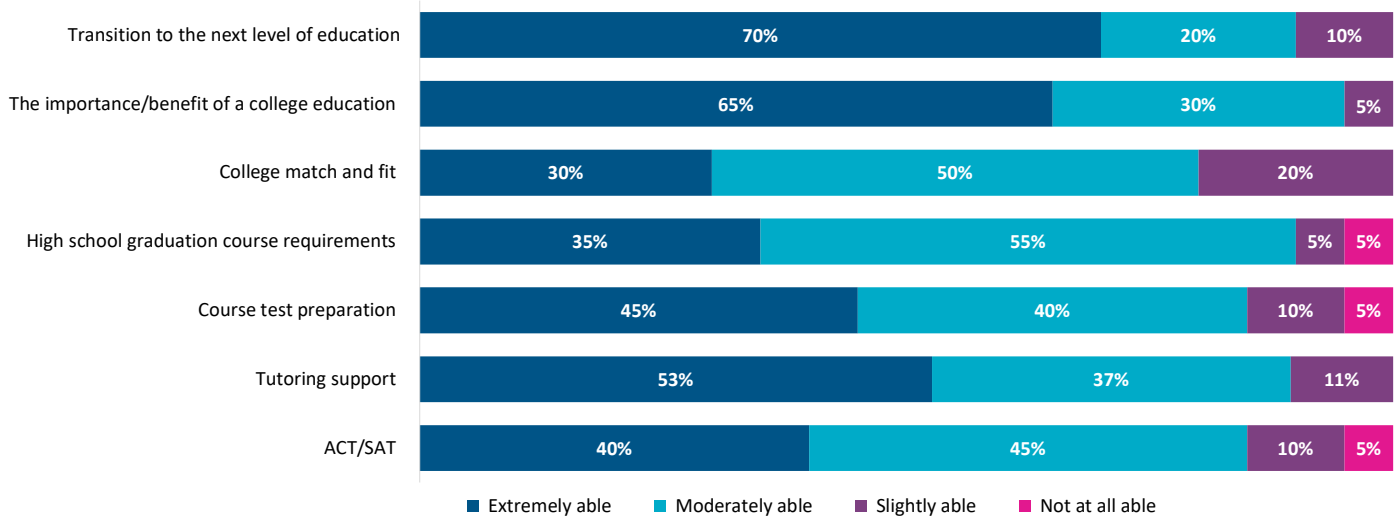


Section 3: College and Financial Aid Knowledge

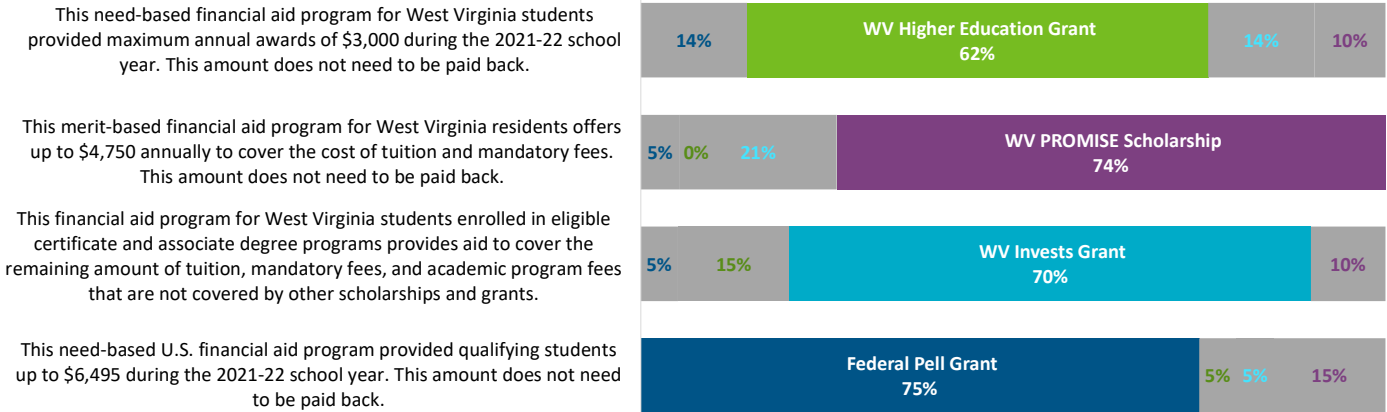
Please rate your level of knowledge about each of the following programs that students and families can use to pay for college.



Please rate your ability to assist students and their families in understanding the following topics.

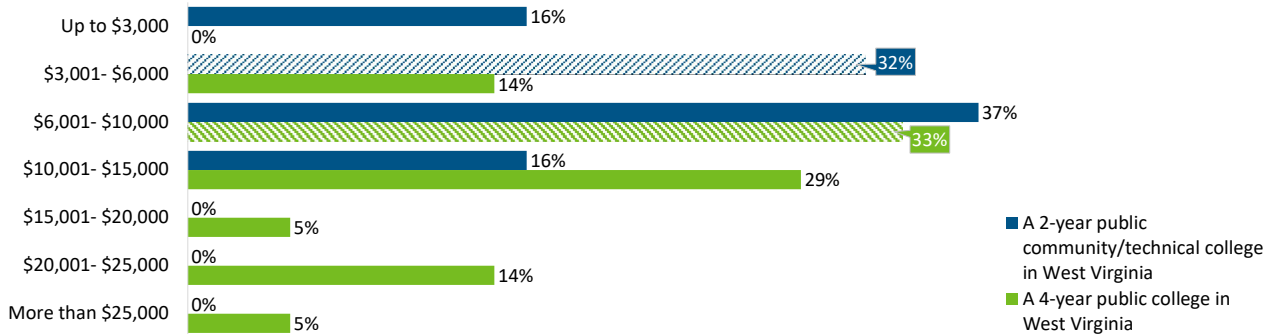


Financial aid programs available to West Virginia Students[^]



[^]The correct responses are indicated by the color filled bar.

On average, how much do you think it costs for one year of in-state tuition to attend the following college options in West Virginia? Your estimate should not include the cost of food, housing, or books. [^]



[^]The correct responses are indicated by pattern filled bar.

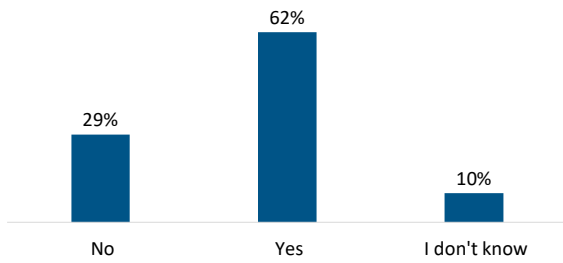
Section 4: College Readiness and/or GEAR UP Involvement

Please select to what extent your school promotes each of the following activities. Then, please indicate whether you have been involved in that activity (e.g., as a participant, activity organizer).

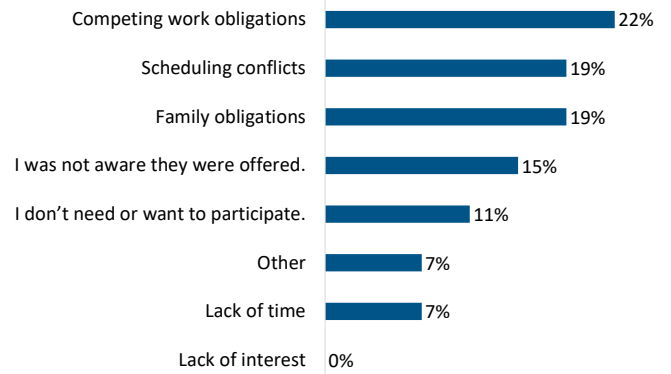
	<i>extent your school promotes each of the following activities</i>				<i>been involved in that activity</i>	
	Extremely	Moderately	Slightly	Not at all	No	Yes
Academic planning/career advising	67%	33%	0%	0%	48%	52%
Academic/tutoring support	67%	29%	5%	0%	43%	57%
ACT/SAT preparation	76%	19%	5%	0%	54%	46%
Assistance with completing financial aid forms (FAFSA)	95%	5%	0%	0%	64%	36%
College Application and Exploration Week	86%	14%	0%	0%	57%	43%
College campus visits (including virtual)	90%	10%	0%	0%	51%	49%
College Decision Day and/or other acceptance events	55%	40%	5%	0%	65%	35%
Credit recovery, AP, and dual credit opportunities	90%	10%	0%	0%	58%	42%
Financial literacy workshops	48%	48%	5%	0%	76%	24%
Mentoring programs (e.g., Student Success Society)	35%	45%	15%	5%	73%	27%
One-on-one advising with students	81%	19%	0%	0%	43%	57%
Parent/family peer networks	33%	62%	0%	5%	62%	38%
Professional development	32%	63%	5%	0%	46%	54%
Summer activities (e.g., Student Leadership Academy)	35%	50%	15%	0%	76%	24%
Text 4 Success initiative	32%	42%	16%	11%	90%	10%

Note: Blue column percentages are based on those respondents who indicated promotion of an activity. Pink column percentages are based on those respondents who indicated they were involved in an activity.

Have you ever participated in GEAR UP-sponsored activities or received support through GEAR UP?



If you did not participate in one or more of these activities/services, why not?*



Final Note: Additional questions from the personnel survey that were only for site coordinators are not included in this report to protect their anonymity.



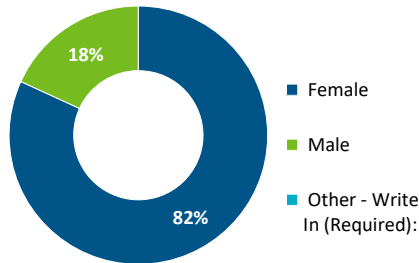
School-Level Response Rate:	
Estimated School Personnel	28
Surveys Received	11
Response Rate	39%

School Name:	Walton Elementary/Middle School
Survey Type:	School Personnel Survey Report

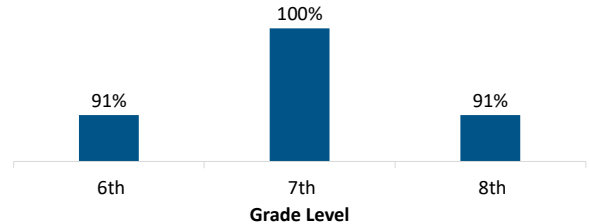
Note: Throughout this report, all percentages are rounded to the nearest whole number; amounts lower than 0.5% are rounded down to 0%. An asterick indicates a select all that apply question; amounts may exceed 100%.

Section 1: About Yourself

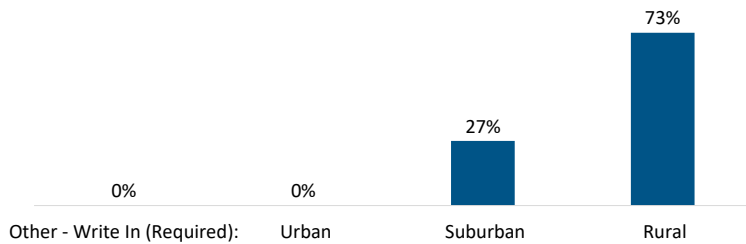
What is your gender?



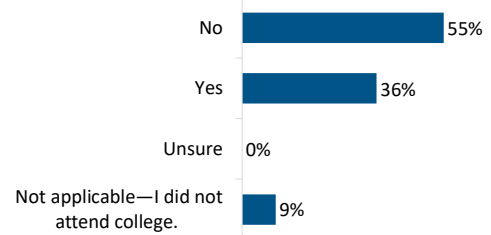
What current grade level(s) do you serve?*



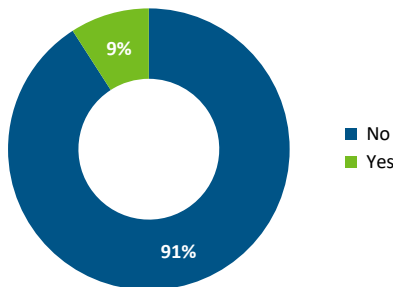
What type of community did you grow up in?



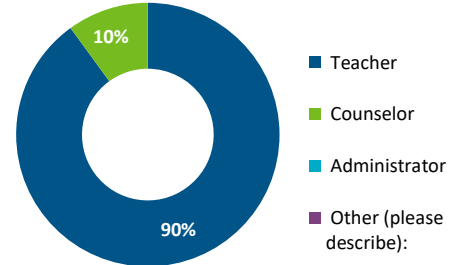
When you attended college, were you a first-generation college student?



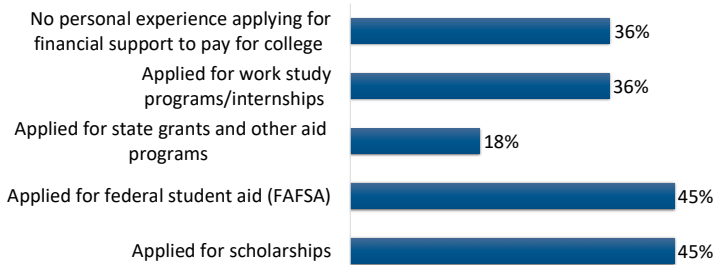
Are you a GEAR UP site coordinator?



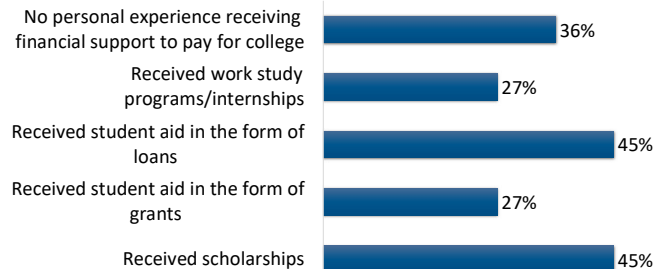
What is your current primary position at your school?



What has been your personal experience applying for financing for postsecondary education?*

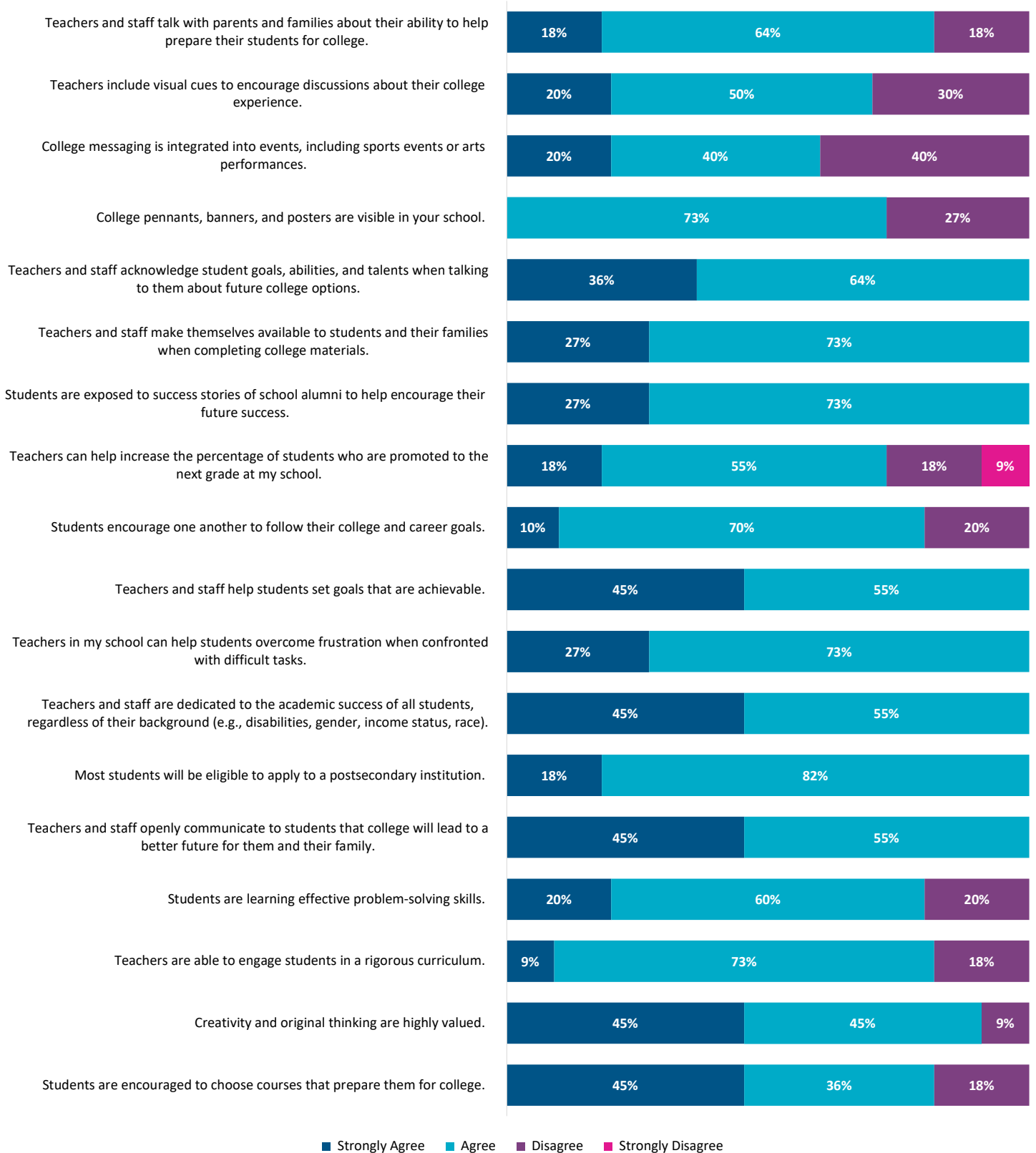


What has been your personal experience receiving financing for postsecondary education?*

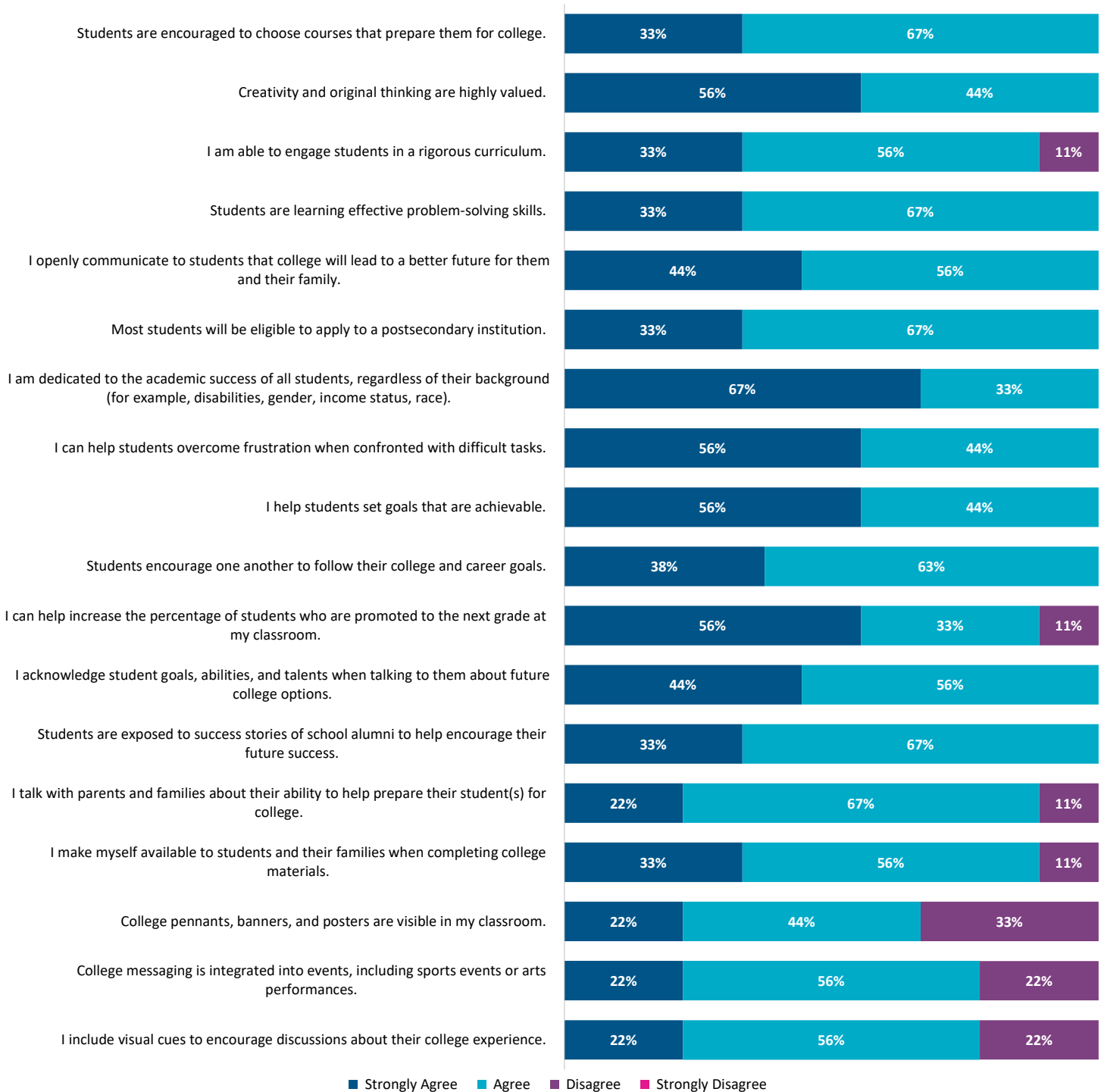


Section 2: School Culture

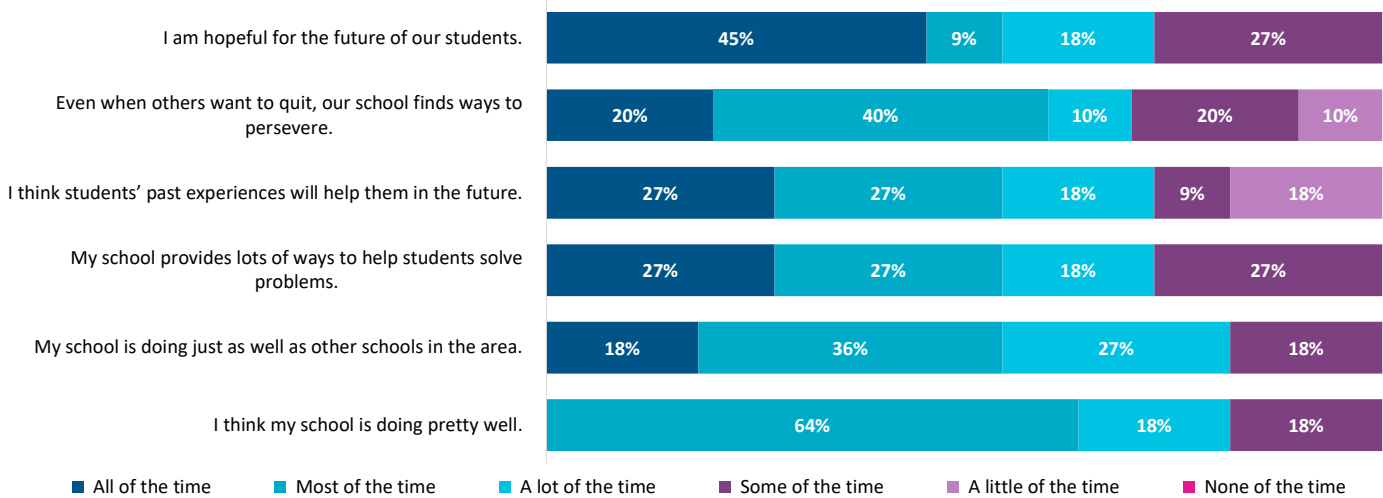
Please rate your level of agreement with each statement as it reflects YOUR SCHOOL:



Teachers only: Please rate your level of agreement with each statement as it reflects YOUR CLASSROOM:

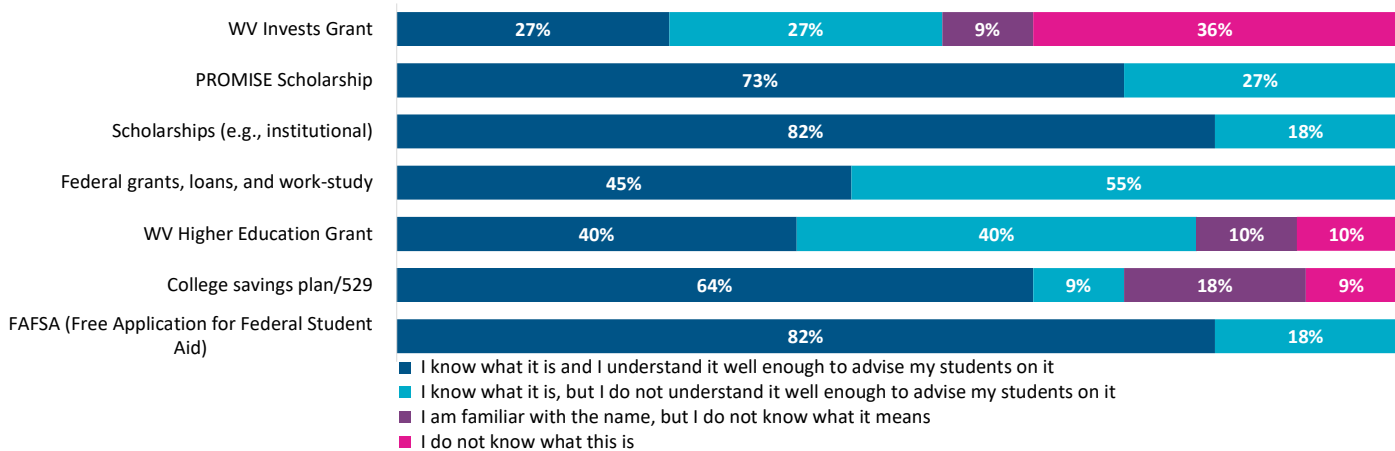


Please read the following sentences below and think about how your school is doing in most situations.

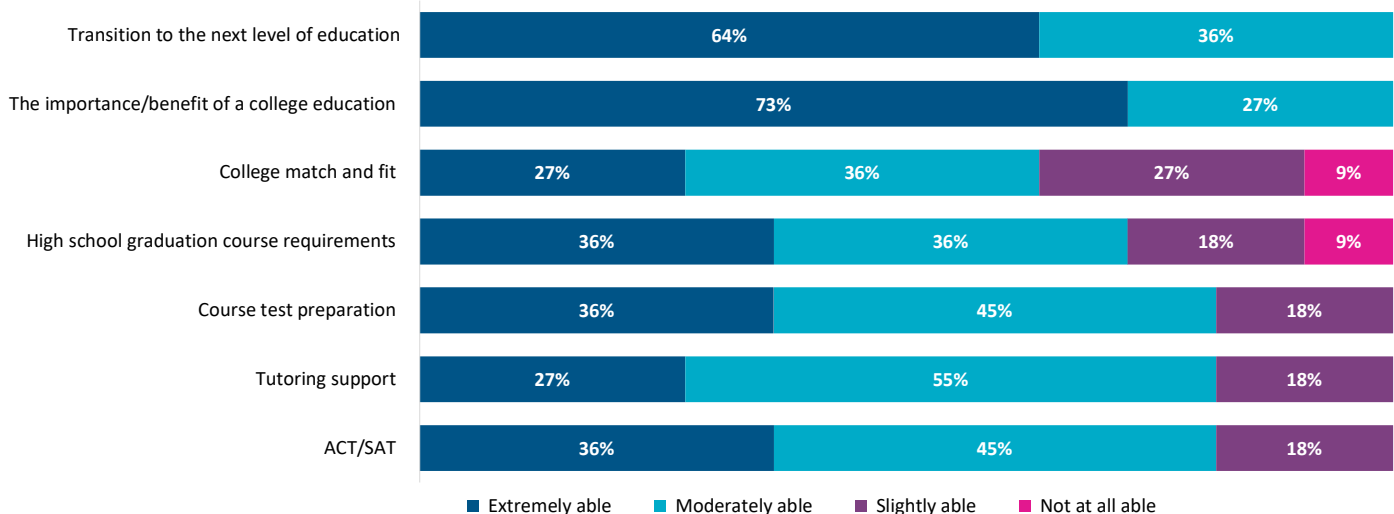


Section 3: College and Financial Aid Knowledge

Please rate your level of knowledge about each of the following programs that students and families can use to pay for college.

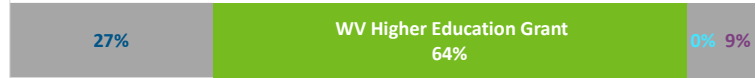


Please rate your ability to assist students and their families in understanding the following topics.



Financial aid programs available to West Virginia Students[^]

This need-based financial aid program for West Virginia students provided maximum annual awards of \$3,000 during the 2021-22 school year. This amount does not need to be paid back.



This merit-based financial aid program for West Virginia residents offers up to \$4,750 annually to cover the cost of tuition and mandatory fees. This amount does not need to be paid back.



This financial aid program for West Virginia students enrolled in eligible certificate and associate degree programs provides aid to cover the remaining amount of tuition, mandatory fees, and academic program fees that are not covered by other scholarships and grants.

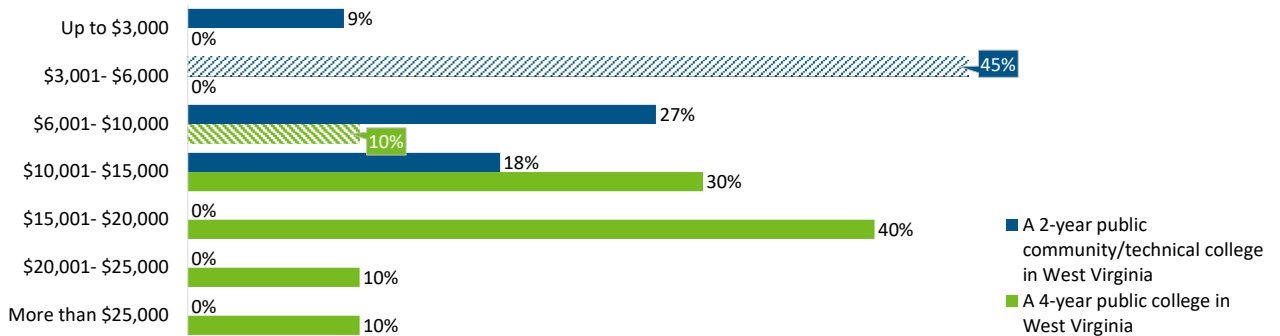


This need-based U.S. financial aid program provided qualifying students up to \$6,495 during the 2021-22 school year. This amount does not need to be paid back.



[^]The correct responses are indicated by the color filled bar.

On average, how much do you think it costs for one year of in-state tuition to attend the following college options in West Virginia? Your estimate should not include the cost of food, housing, or books. [^]



[^]The correct responses are indicated by pattern filled bar.

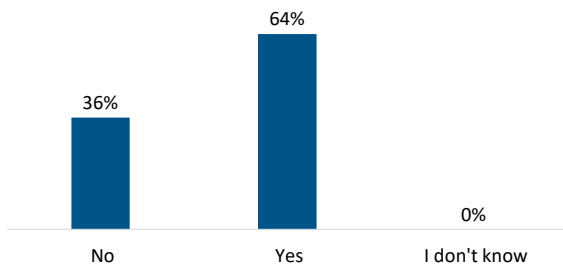
Section 4: College Readiness and/or GEAR UP Involvement

Please select to what extent your school promotes each of the following activities. Then, please indicate whether you have been involved in that activity (e.g., as a participant, activity organizer).

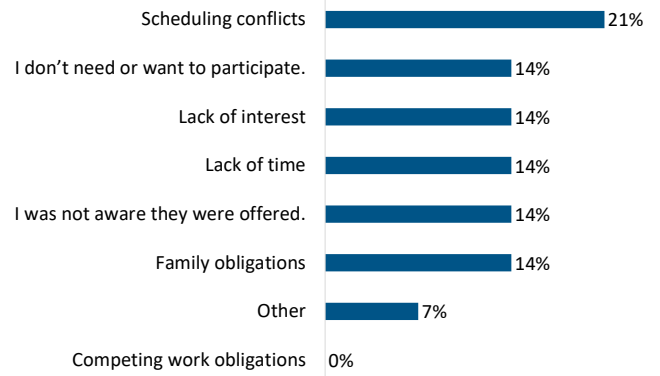
	extent your school promotes each of the following activities				been involved in that activity	
	Extremely	Moderately	Slightly	Not at all	No	Yes
Academic planning/career advising	27%	55%	9%	9%	48%	52%
Academic/tutoring support	36%	45%	9%	9%	43%	57%
ACT/SAT preparation	18%	36%	0%	45%	54%	46%
Assistance with completing financial aid forms (FAFSA)	18%	27%	18%	36%	64%	36%
College Application and Exploration Week	18%	36%	0%	45%	57%	43%
College campus visits (including virtual)	36%	55%	9%	0%	51%	49%
College Decision Day and/or other acceptance events	18%	27%	0%	55%	65%	35%
Credit recovery, AP, and dual credit opportunities	18%	36%	0%	45%	58%	42%
Financial literacy workshops	18%	27%	9%	45%	76%	24%
Mentoring programs (e.g., Student Success Society)	9%	27%	18%	45%	73%	27%
One-on-one advising with students	30%	40%	20%	10%	43%	57%
Parent/family peer networks	18%	27%	18%	36%	62%	38%
Professional development	9%	45%	18%	27%	46%	54%
Summer activities (e.g., Student Leadership Academy)	9%	45%	18%	27%	76%	24%
Text 4 Success initiative	18%	27%	9%	45%	90%	10%

Note: Blue column percentages are based on those respondents who indicated promotion of an activity. Pink column percentages are based on those respondents who indicated they were involved in an activity.

Have you ever participated in GEAR UP-sponsored activities or received support through GEAR UP?



If you did not participate in one or more of these activities/services, why not?*



Final Note: Additional questions from the personnel survey that were only for site coordinators are not included in this report to protect their anonymity.



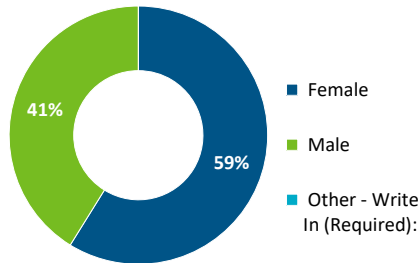
School-Level Response Rate:	
Estimated School Personnel	54
Surveys Received	34
Response Rate	63%

School Name:	Wayne High School
Survey Type:	School Personnel Survey Report

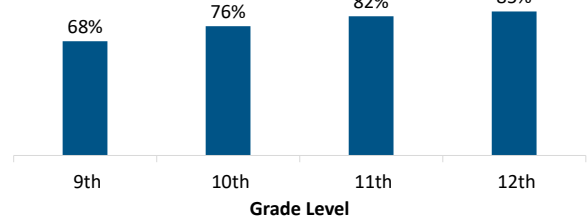
Note: Throughout this report, all percentages are rounded to the nearest whole number; amounts lower than 0.5% are rounded down to 0%. An asterisk indicates a select all that apply question; amounts may exceed 100%.

Section 1: About Yourself

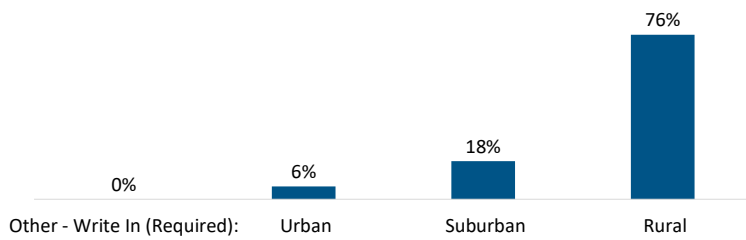
What is your gender?



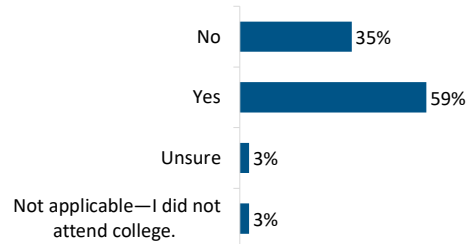
What current grade level(s) do you serve?*



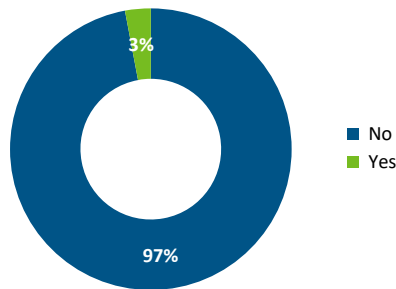
What type of community did you grow up in?



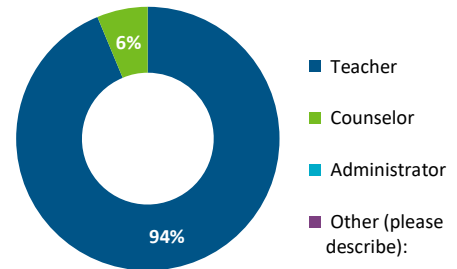
When you attended college, were you a first-generation college student?



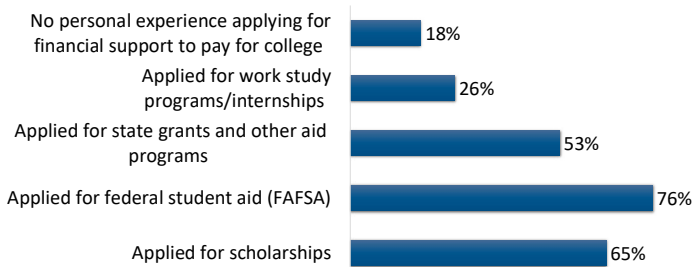
Are you a GEAR UP site coordinator?



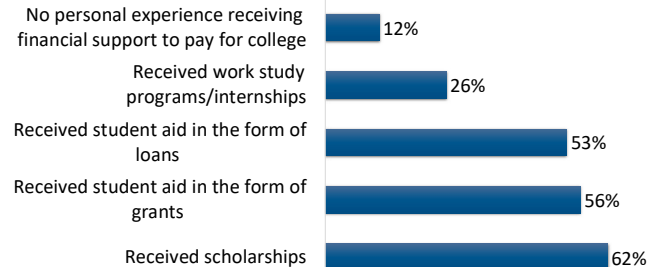
What is your current primary position at your school?



What has been your personal experience applying for financing for postsecondary education?*

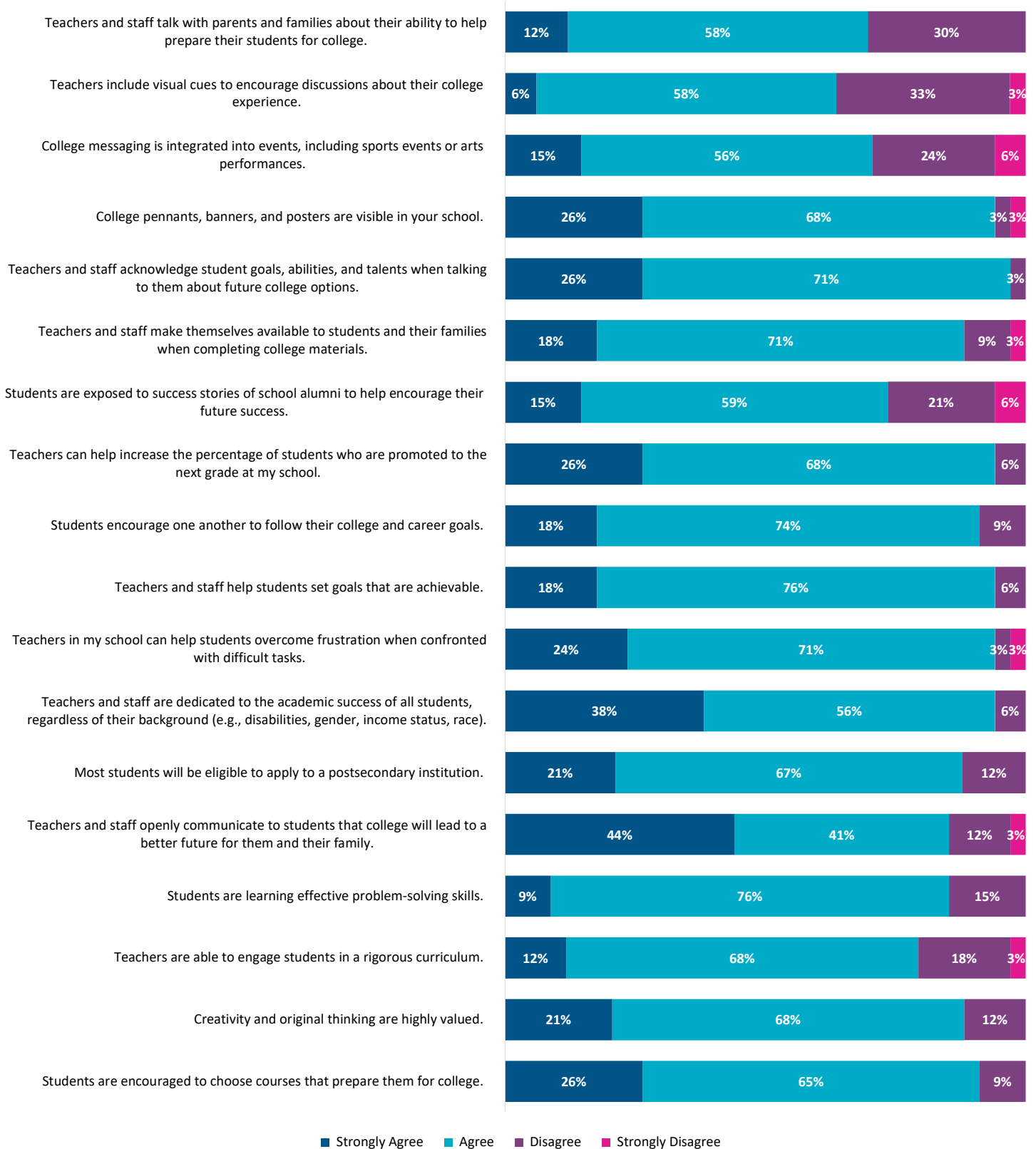


What has been your personal experience receiving financing for postsecondary education?*

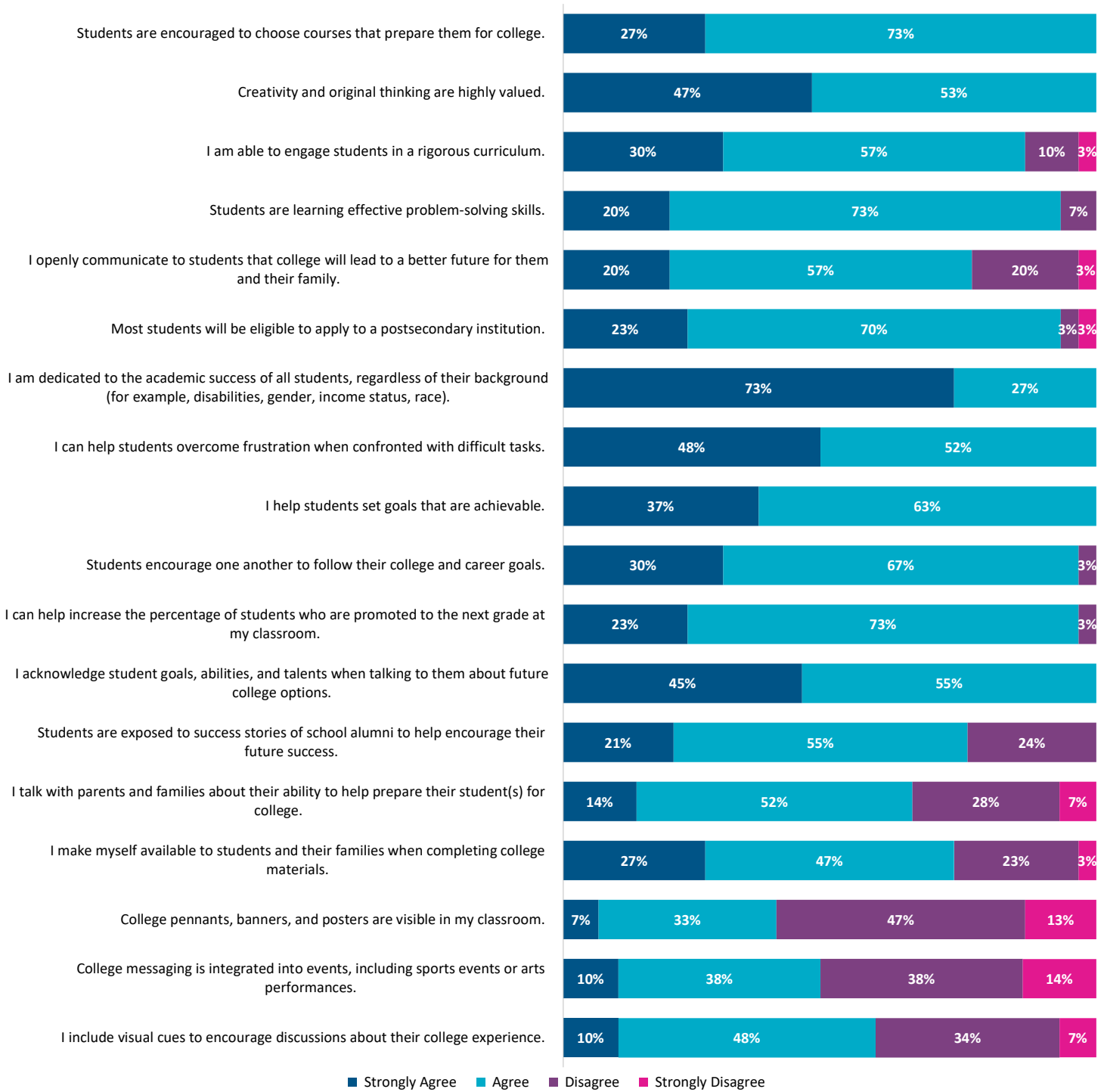


Section 2: School Culture

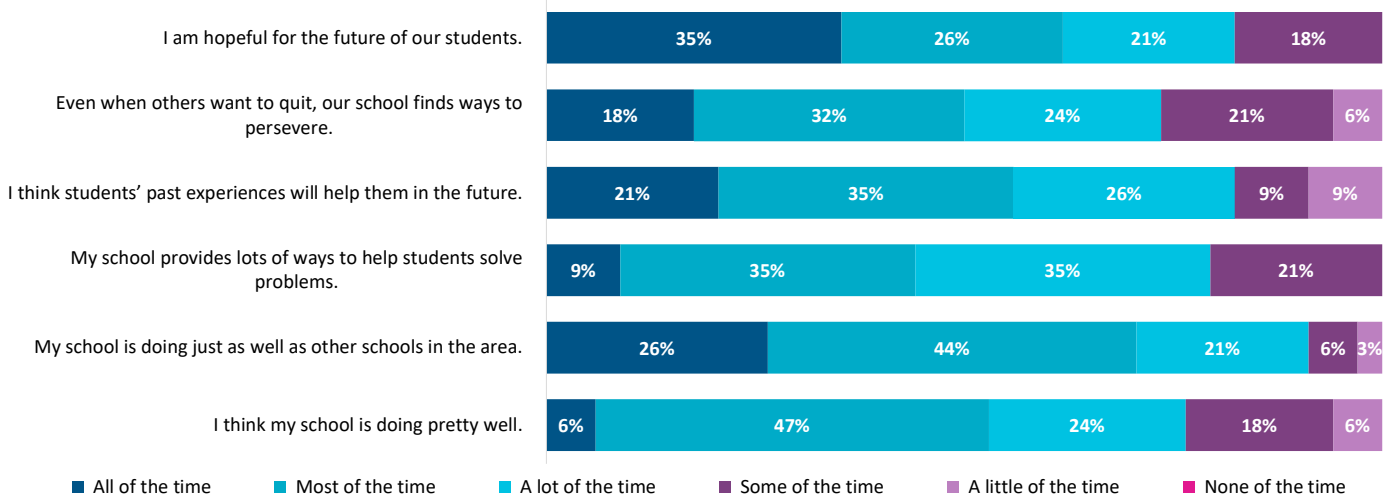
Please rate your level of agreement with each statement as it reflects YOUR SCHOOL:



Teachers only: Please rate your level of agreement with each statement as it reflects YOUR CLASSROOM:

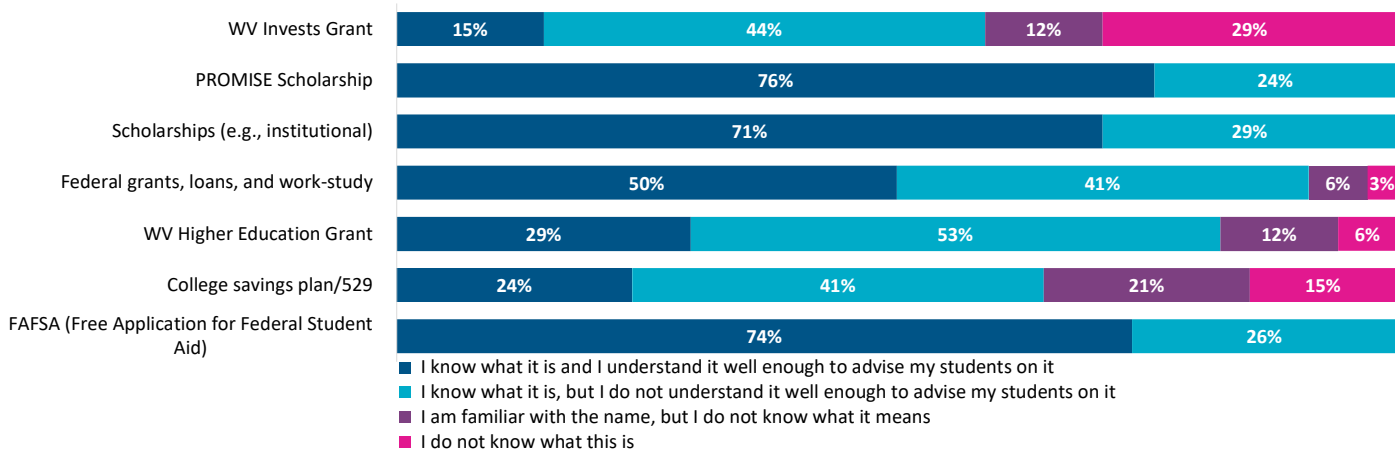


Please read the following sentences below and think about how your school is doing in most situations.

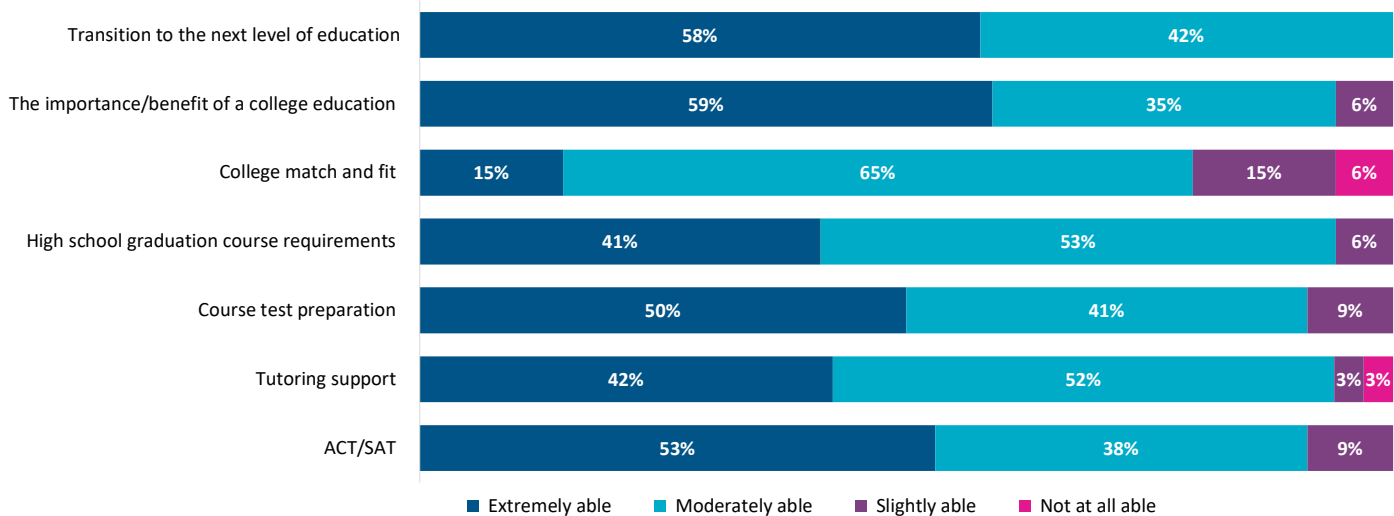


Section 3: College and Financial Aid Knowledge

Please rate your level of knowledge about each of the following programs that students and families can use to pay for college.

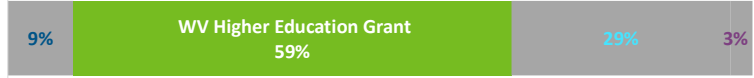


Please rate your ability to assist students and their families in understanding the following topics.



Financial aid programs available to West Virginia Students[^]

This need-based financial aid program for West Virginia students provided maximum annual awards of \$3,000 during the 2021-22 school year. This amount does not need to be paid back.



This merit-based financial aid program for West Virginia residents offers up to \$4,750 annually to cover the cost of tuition and mandatory fees. This amount does not need to be paid back.



This financial aid program for West Virginia students enrolled in eligible certificate and associate degree programs provides aid to cover the remaining amount of tuition, mandatory fees, and academic program fees that are not covered by other scholarships and grants.

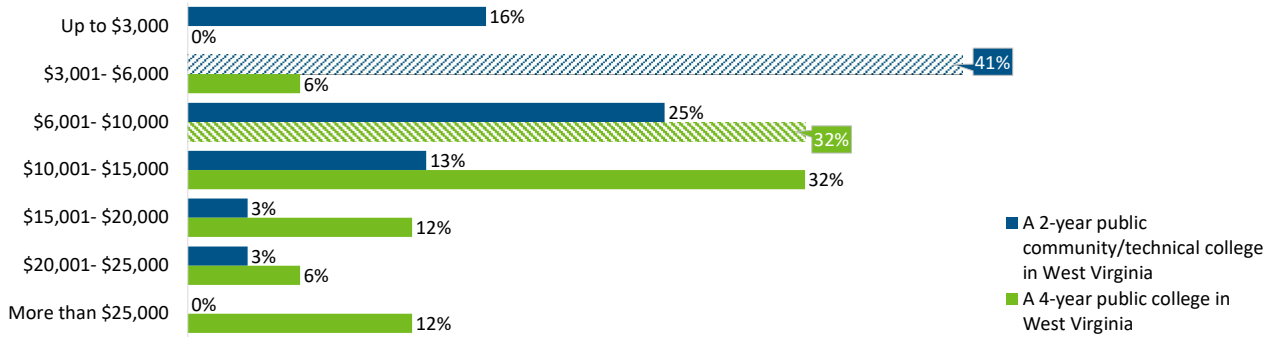


This need-based U.S. financial aid program provided qualifying students up to \$6,495 during the 2021-22 school year. This amount does not need to be paid back.



[^]The correct responses are indicated by the color filled bar.

On average, how much do you think it costs for one year of in-state tuition to attend the following college options in West Virginia? Your estimate should not include the cost of food, housing, or books. [^]



[^]The correct responses are indicated by pattern filled bar.

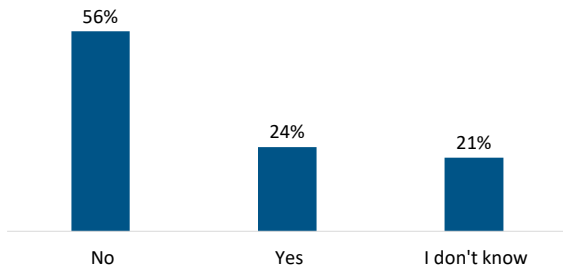
Section 4: College Readiness and/or GEAR UP Involvement

Please select to what extent your school promotes each of the following activities. Then, please indicate whether you have been involved in that activity (e.g., as a participant, activity organizer).

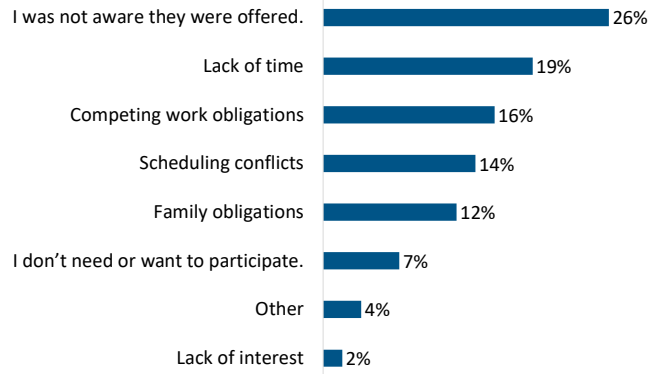
	extent your school promotes each of the following activities				been involved in that activity	
	Extremely	Moderately	Slightly	Not at all	No	Yes
Academic planning/career advising	38%	50%	13%	0%	48%	52%
Academic/tutoring support	24%	42%	30%	3%	43%	57%
ACT/SAT preparation	58%	33%	9%	0%	54%	46%
Assistance with completing financial aid forms (FAFSA)	76%	18%	6%	0%	64%	36%
College Application and Exploration Week	48%	33%	9%	9%	57%	43%
College campus visits (including virtual)	39%	42%	18%	0%	51%	49%
College Decision Day and/or other acceptance events	42%	42%	15%	0%	65%	35%
Credit recovery, AP, and dual credit opportunities	45%	42%	6%	6%	58%	42%
Financial literacy workshops	42%	42%	9%	6%	76%	24%
Mentoring programs (e.g., Student Success Society)	19%	34%	25%	22%	73%	27%
One-on-one advising with students	41%	41%	19%	0%	43%	57%
Parent/family peer networks	16%	42%	35%	6%	62%	38%
Professional development	25%	41%	22%	13%	46%	54%
Summer activities (e.g., Student Leadership Academy)	27%	36%	27%	9%	76%	24%
Text 4 Success initiative	13%	28%	25%	34%	90%	10%

Note: Blue column percentages are based on those respondents who indicated promotion of an activity. Pink column percentages are based on those respondents who indicated they were involved in an activity.

Have you ever participated in GEAR UP-sponsored activities or received support through GEAR UP?



If you did not participate in one or more of these activities/services, why not?*



Final Note: Additional questions from the personnel survey that were only for site coordinators are not included in this report to protect their anonymity.



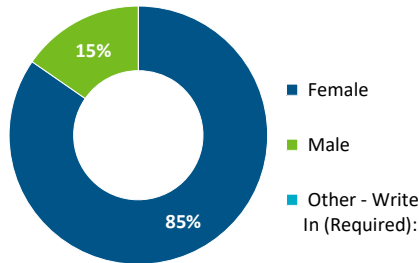
School-Level Response Rate:	
Estimated School Personnel	36
Surveys Received	13
Response Rate	36%

School Name:	Wayne Middle School
Survey Type:	School Personnel Survey Report

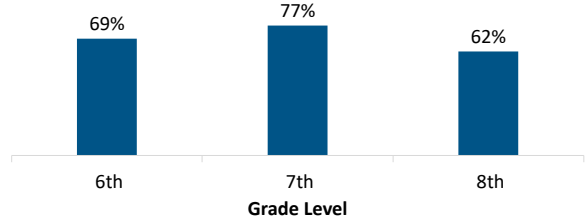
Note: Throughout this report, all percentages are rounded to the nearest whole number; amounts lower than 0.5% are rounded down to 0%. An asterick indicates a select all that apply question; amounts may exceed 100%.

Section 1: About Yourself

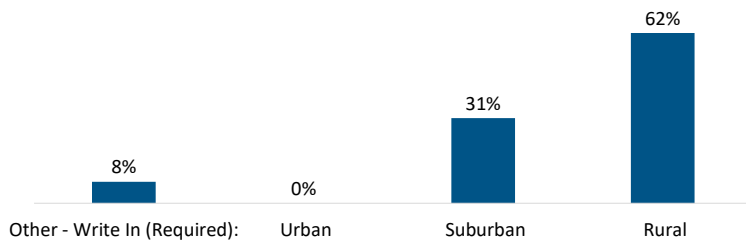
What is your gender?



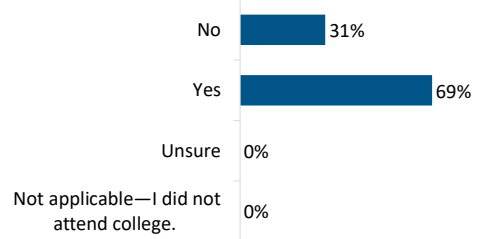
What current grade level(s) do you serve?*



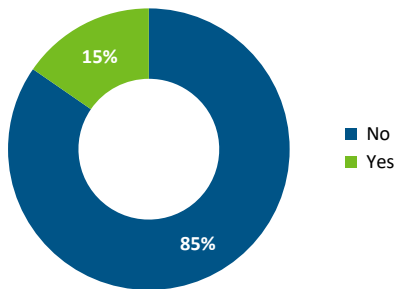
What type of community did you grow up in?



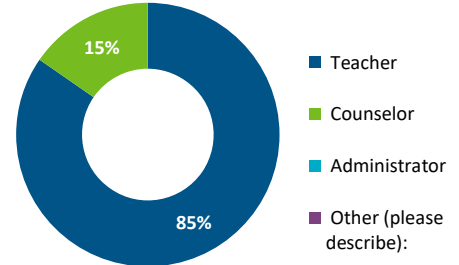
When you attended college, were you a first-generation college student?



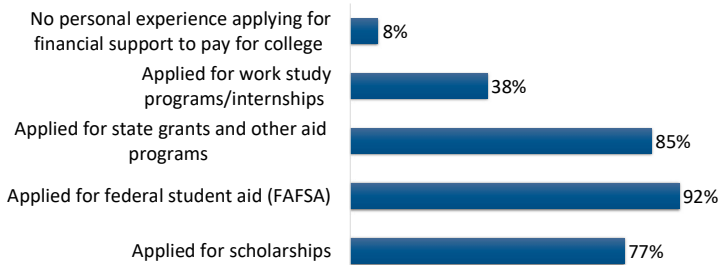
Are you a GEAR UP site coordinator?



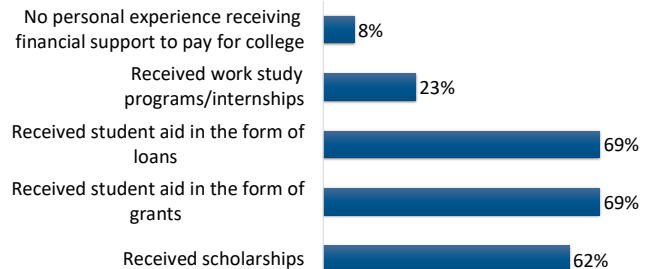
What is your current primary position at your school?



What has been your personal experience applying for financing for postsecondary education?*

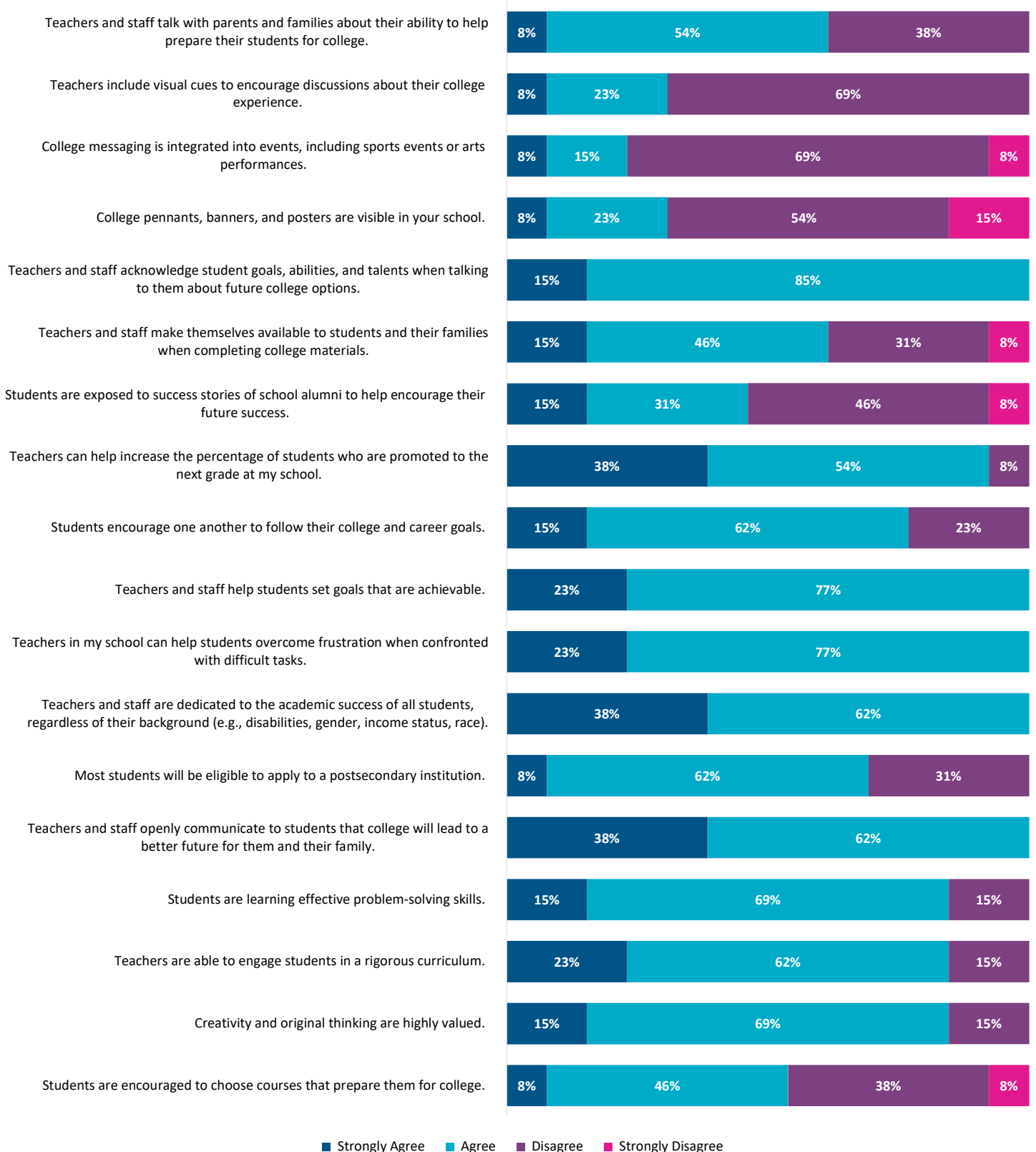


What has been your personal experience receiving financing for postsecondary education?*

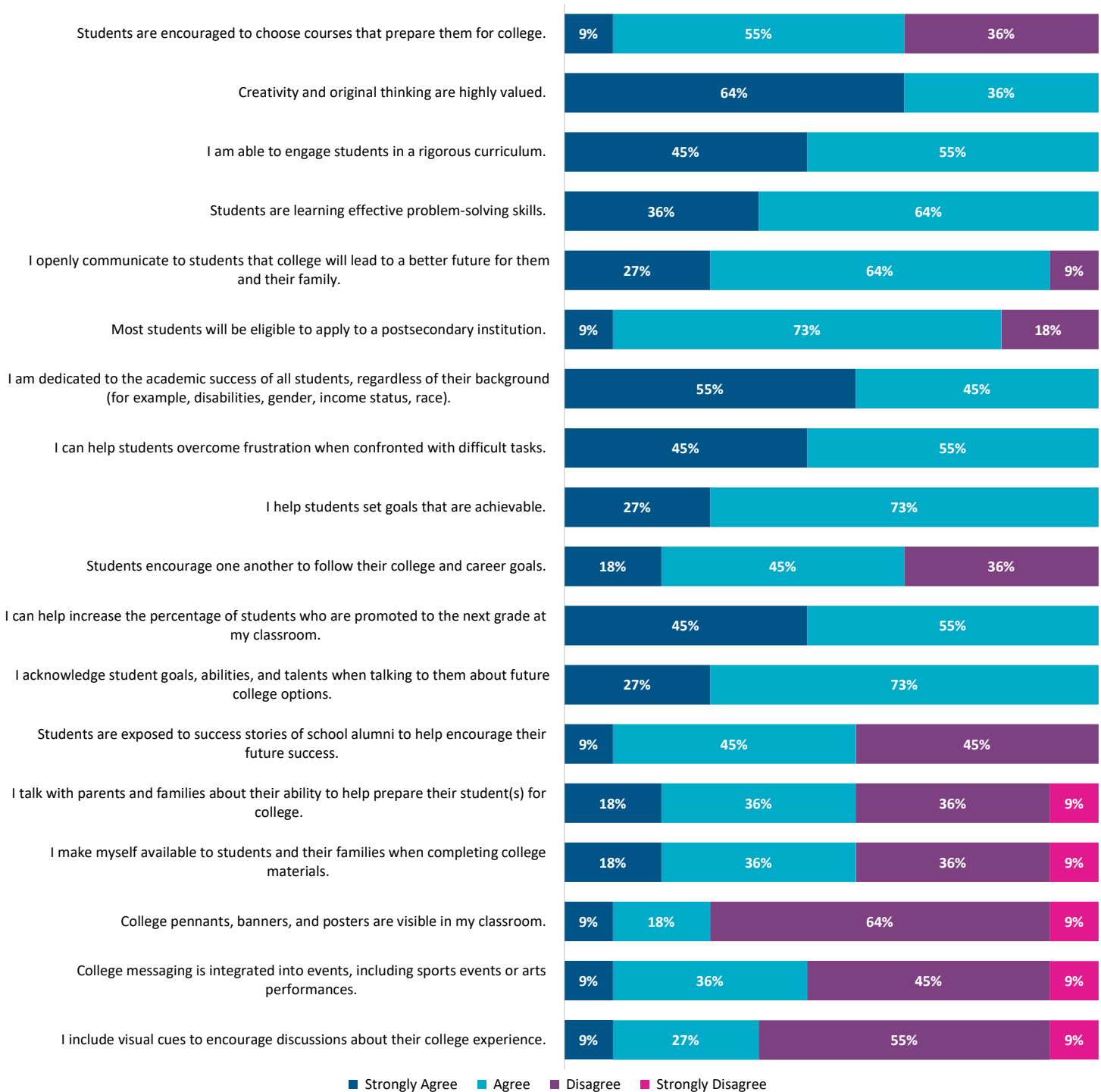


Section 2: School Culture

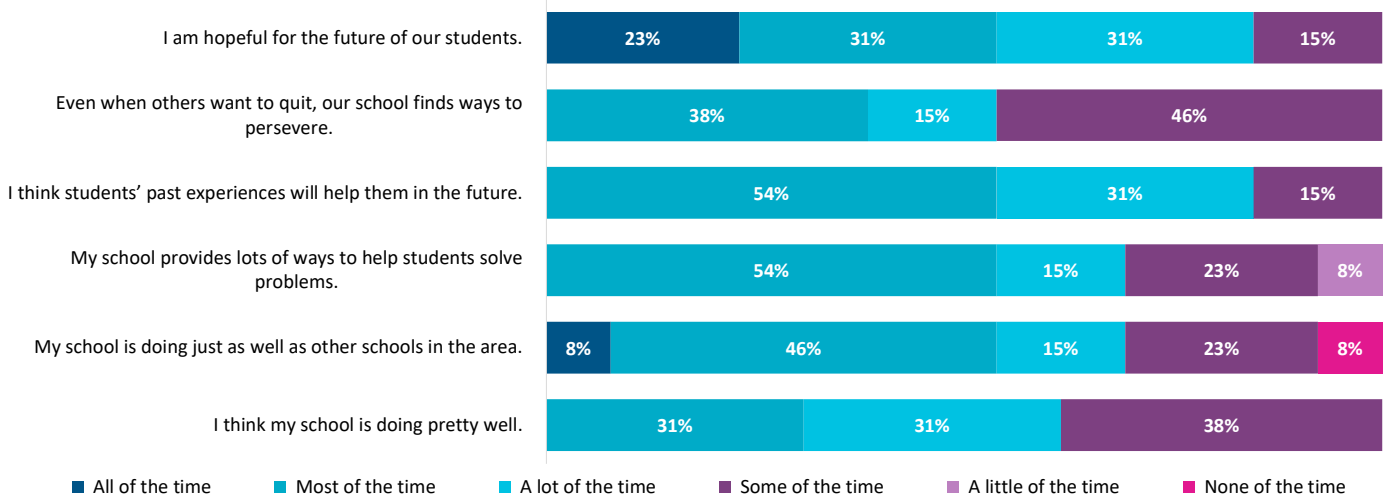
Please rate your level of agreement with each statement as it reflects YOUR SCHOOL:



Teachers only: Please rate your level of agreement with each statement as it reflects YOUR CLASSROOM:

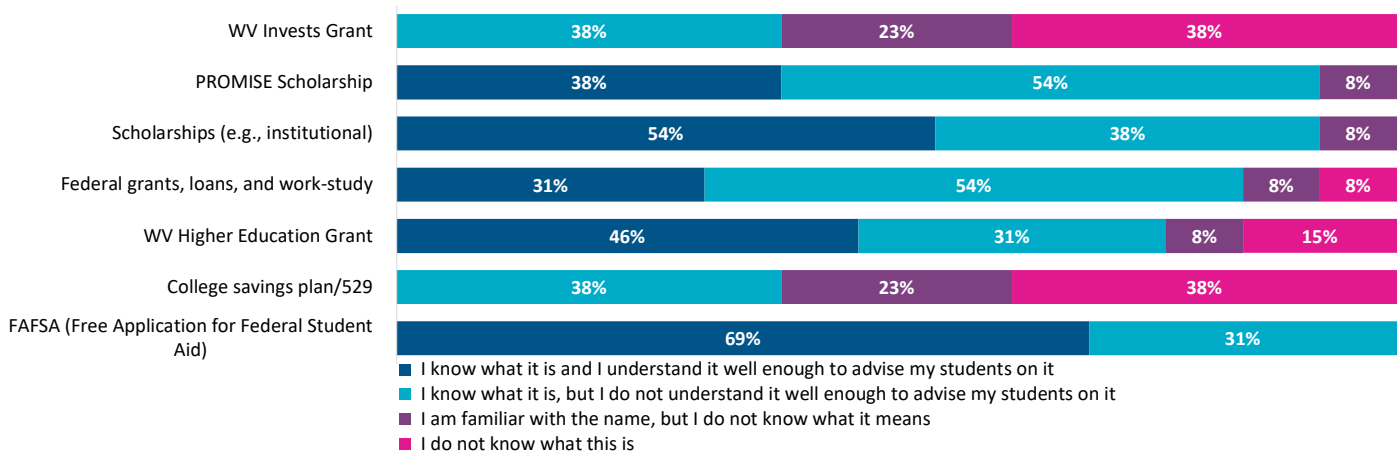


Please read the following sentences below and think about how your school is doing in most situations.

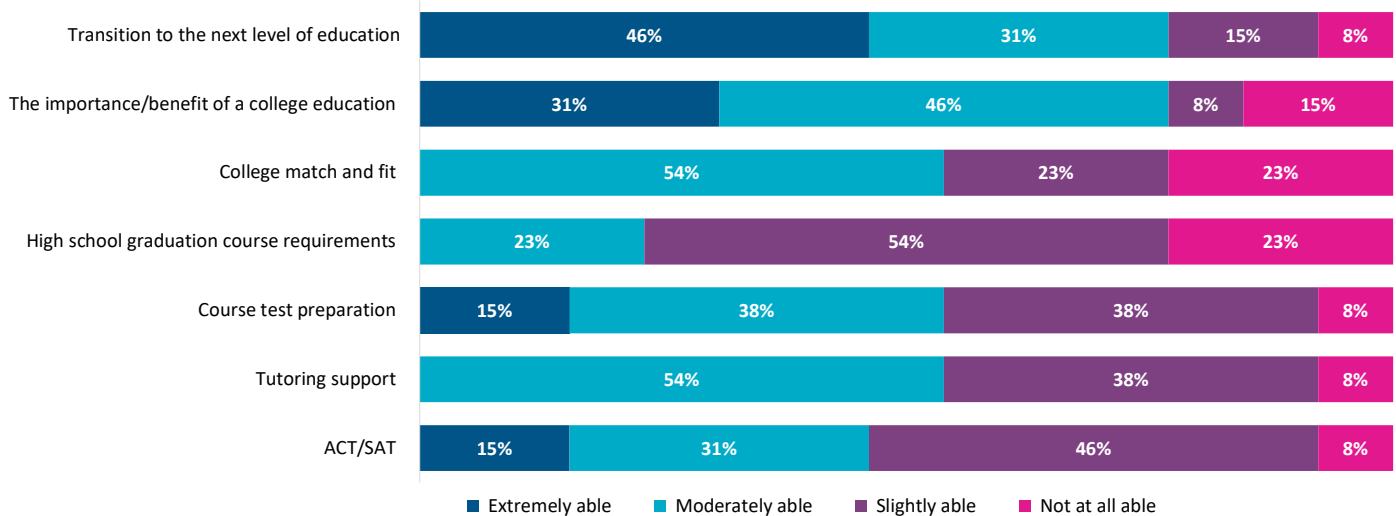


Section 3: College and Financial Aid Knowledge

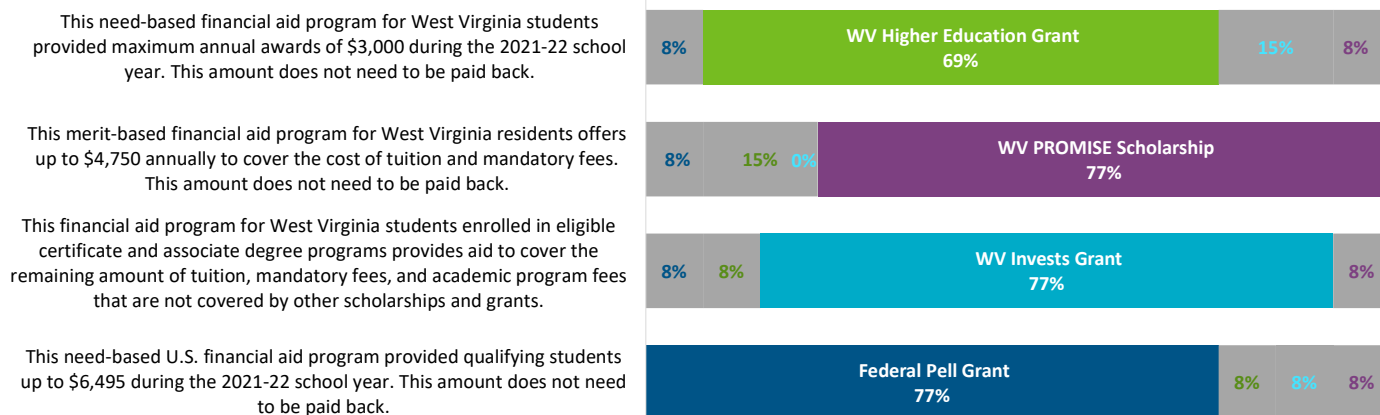
Please rate your level of knowledge about each of the following programs that students and families can use to pay for college.



Please rate your ability to assist students and their families in understanding the following topics.

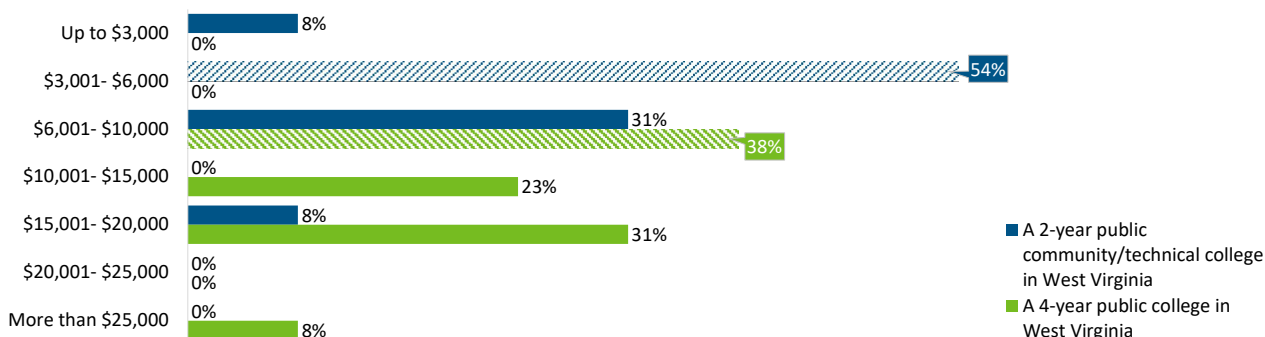


Financial aid programs available to West Virginia Students[^]



[^]The correct responses are indicated by the color filled bar.

On average, how much do you think it costs for one year of in-state tuition to attend the following college options in West Virginia? Your estimate should not include the cost of food, housing, or books. [^]



[^]The correct responses are indicated by pattern filled bar.

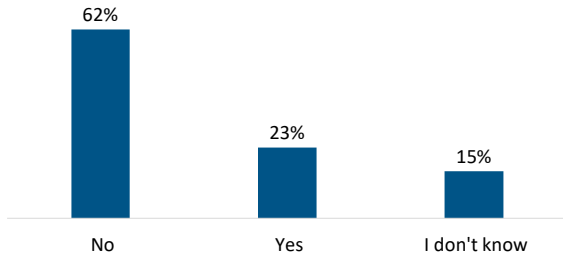
Section 4: College Readiness and/or GEAR UP Involvement

Please select to what extent your school promotes each of the following activities. Then, please indicate whether you have been involved in that activity (e.g., as a participant, activity organizer).

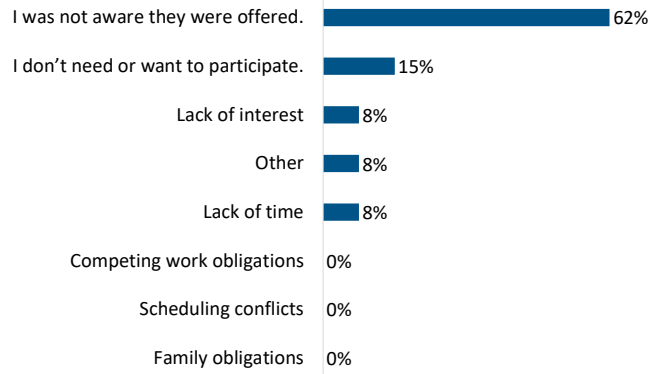
	extent your school promotes each of the following activities				been involved in that activity	
	Extremely	Moderately	Slightly	Not at all	No	Yes
Academic planning/career advising	0%	23%	69%	8%	48%	52%
Academic/tutoring support	0%	46%	46%	8%	43%	57%
ACT/SAT preparation	0%	8%	38%	54%	54%	46%
Assistance with completing financial aid forms (FAFSA)	0%	8%	23%	69%	64%	36%
College Application and Exploration Week	0%	15%	38%	46%	57%	43%
College campus visits (including virtual)	8%	31%	38%	23%	51%	49%
College Decision Day and/or other acceptance events	0%	0%	38%	62%	65%	35%
Credit recovery, AP, and dual credit opportunities	0%	8%	54%	38%	58%	42%
Financial literacy workshops	0%	15%	54%	31%	76%	24%
Mentoring programs (e.g., Student Success Society)	0%	8%	62%	31%	73%	27%
One-on-one advising with students	0%	46%	54%	0%	43%	57%
Parent/family peer networks	0%	8%	69%	23%	62%	38%
Professional development	23%	15%	62%	0%	46%	54%
Summer activities (e.g., Student Leadership Academy)	8%	31%	46%	15%	76%	24%
Text 4 Success initiative	0%	0%	31%	69%	90%	10%

Note: Blue column percentages are based on those respondents who indicated promotion of an activity. Pink column percentages are based on those respondents who indicated they were involved in an activity.

Have you ever participated in GEAR UP-sponsored activities or received support through GEAR UP?



If you did not participate in one or more of these activities/services, why not?*



Final Note: Additional questions from the personnel survey that were only for site coordinators are not included in this report to protect their anonymity.



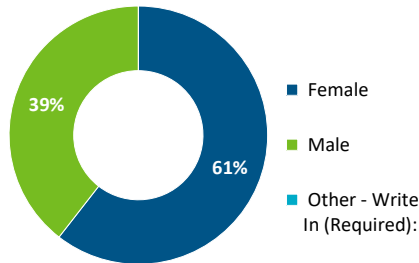
School-Level Response Rate:	
Estimated School Personnel	46
Surveys Received	38
Response Rate	83%

School Name:	Webster County High School
Survey Type:	School Personnel Survey Report

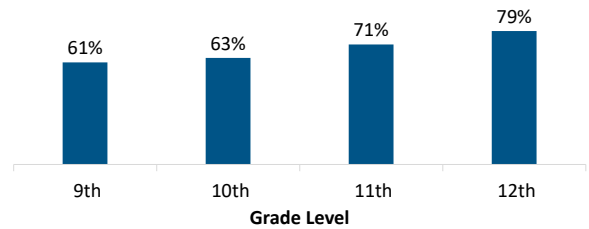
Note: Throughout this report, all percentages are rounded to the nearest whole number; amounts lower than 0.5% are rounded down to 0%. An asterick indicates a select all that apply question; amounts may exceed 100%.

Section 1: About Yourself

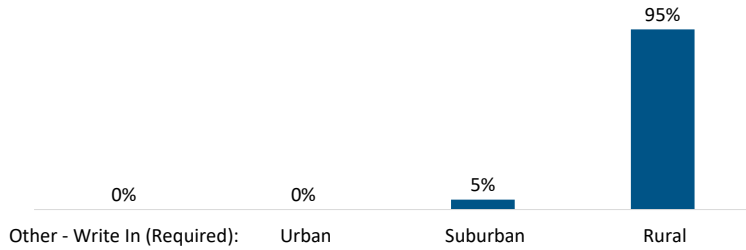
What is your gender?



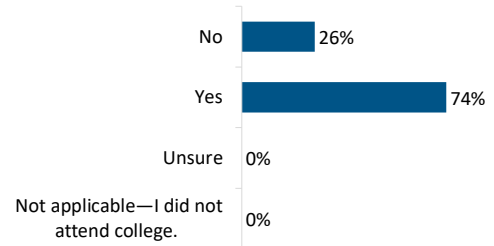
What current grade level(s) do you serve?*



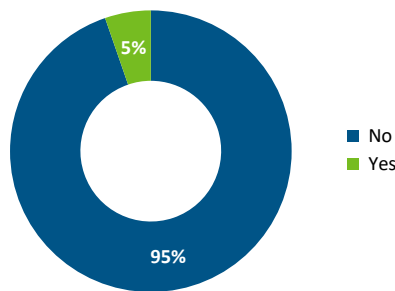
What type of community did you grow up in?



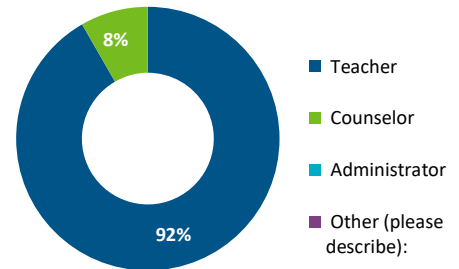
When you attended college, were you a first-generation college student?



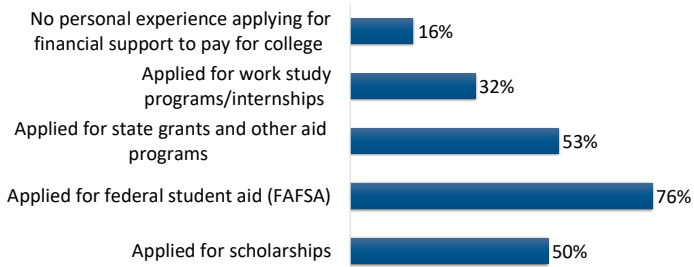
Are you a GEAR UP site coordinator?



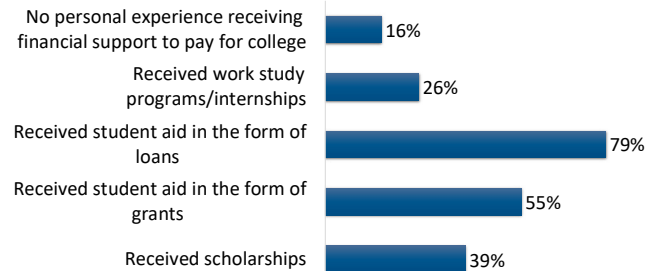
What is your current primary position at your school?



What has been your personal experience applying for financing for postsecondary education?*

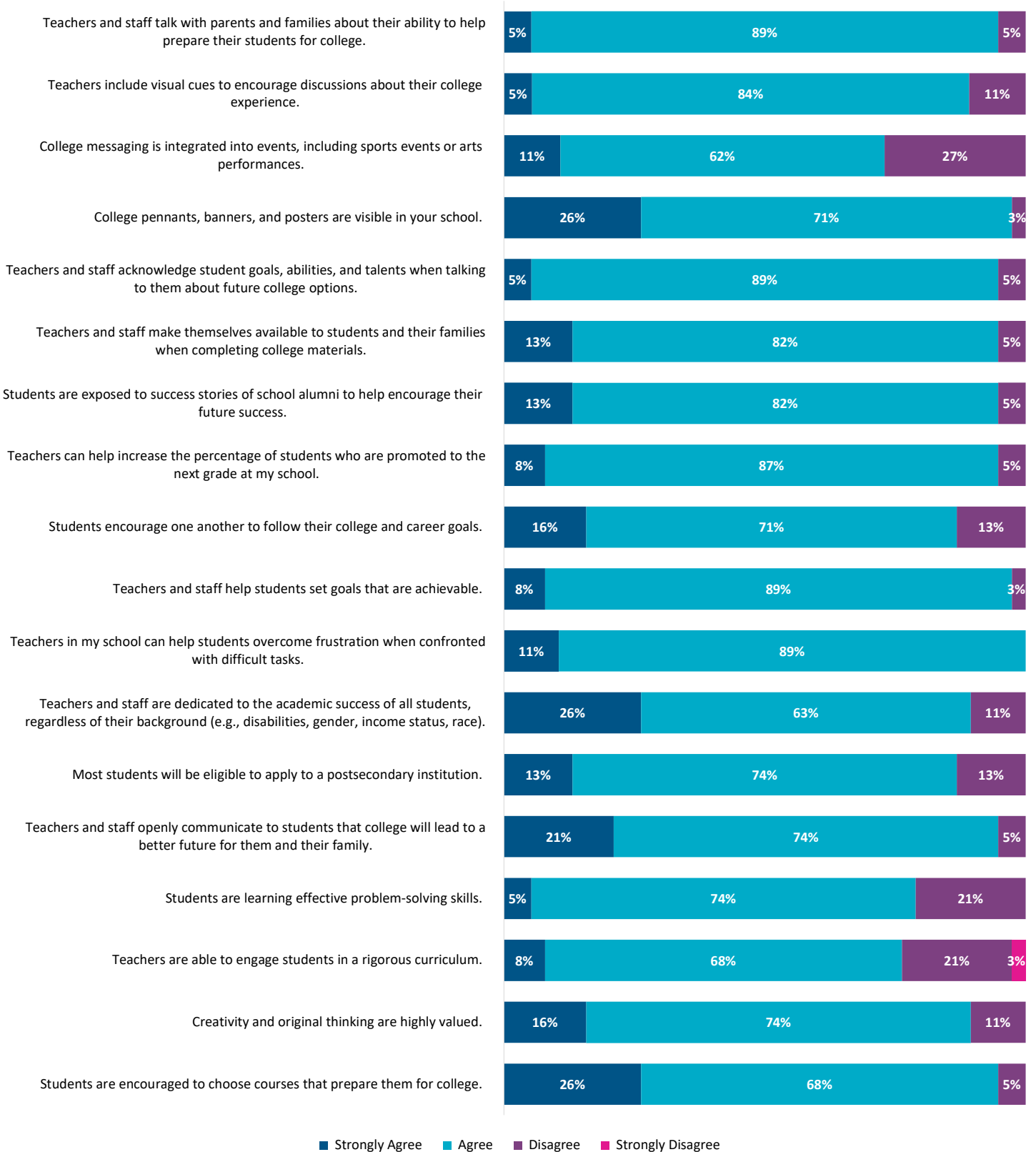


What has been your personal experience receiving financing for postsecondary education?*

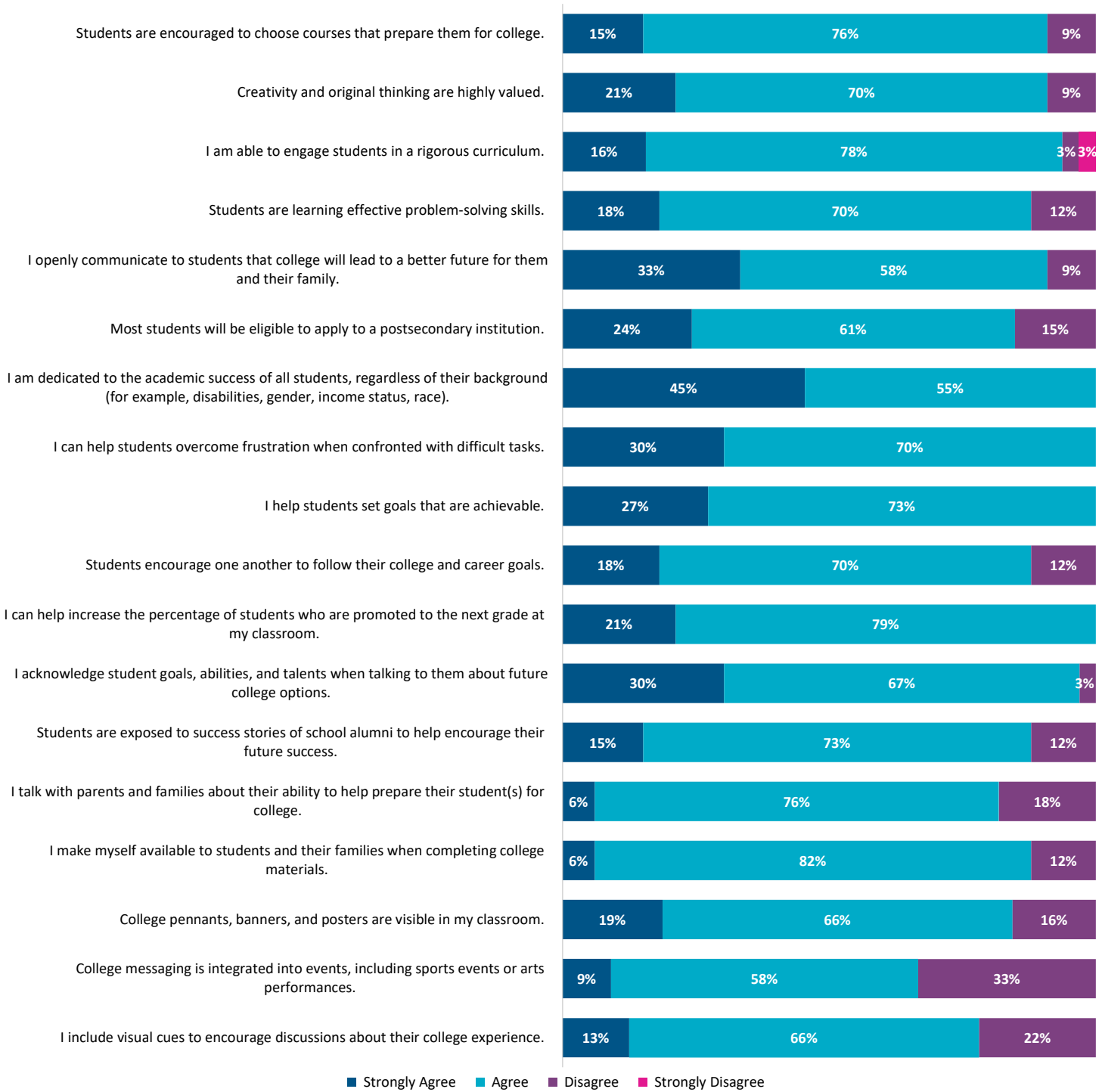


Section 2: School Culture

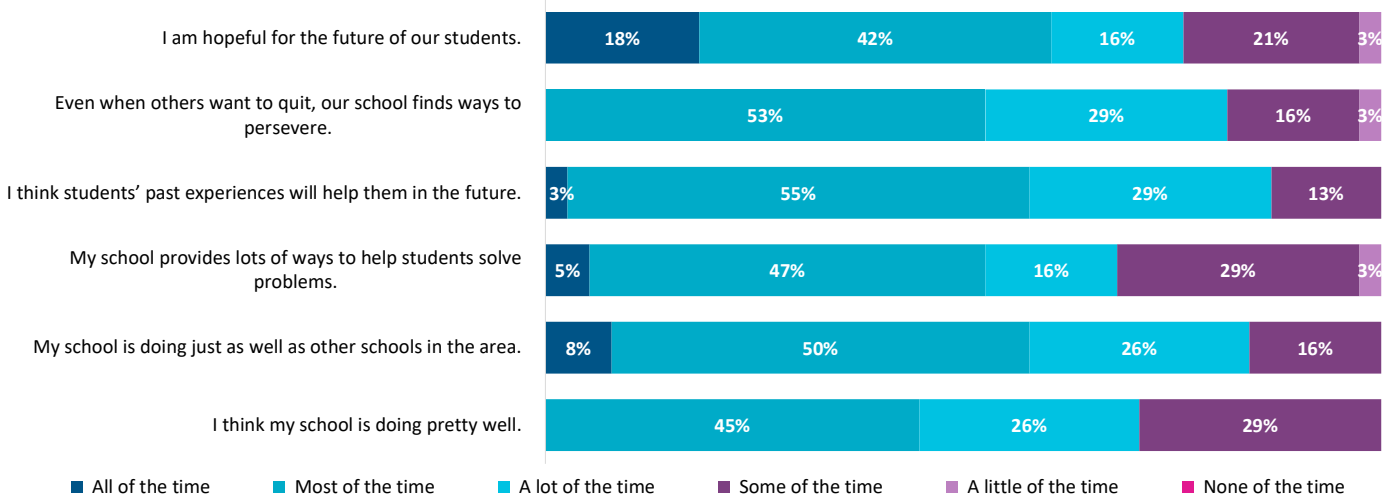
Please rate your level of agreement with each statement as it reflects YOUR SCHOOL:



Teachers only: Please rate your level of agreement with each statement as it reflects YOUR CLASSROOM:

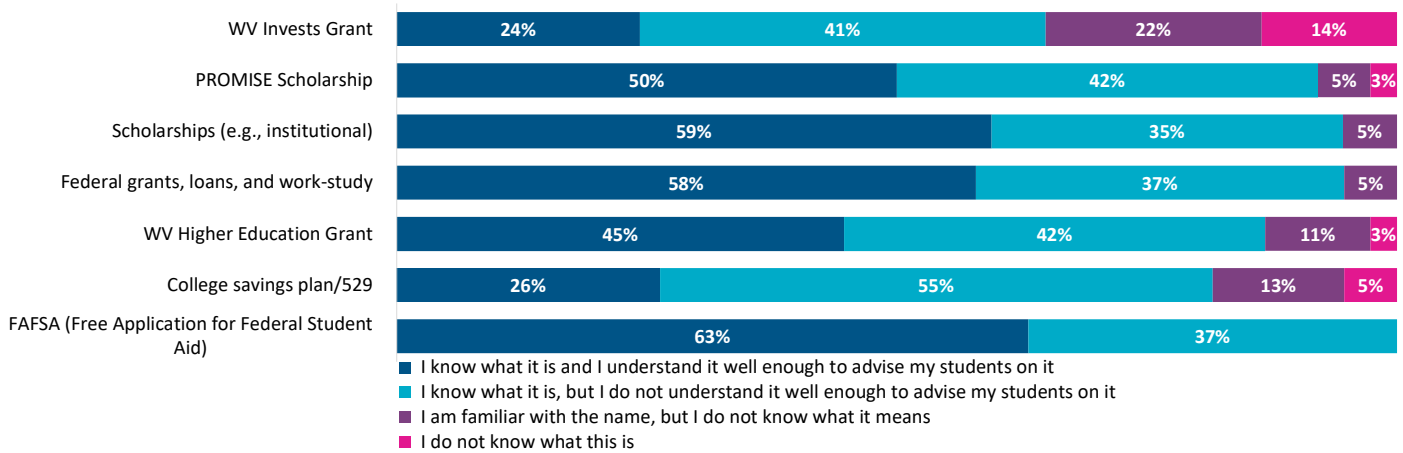


Please read the following sentences below and think about how your school is doing in most situations.

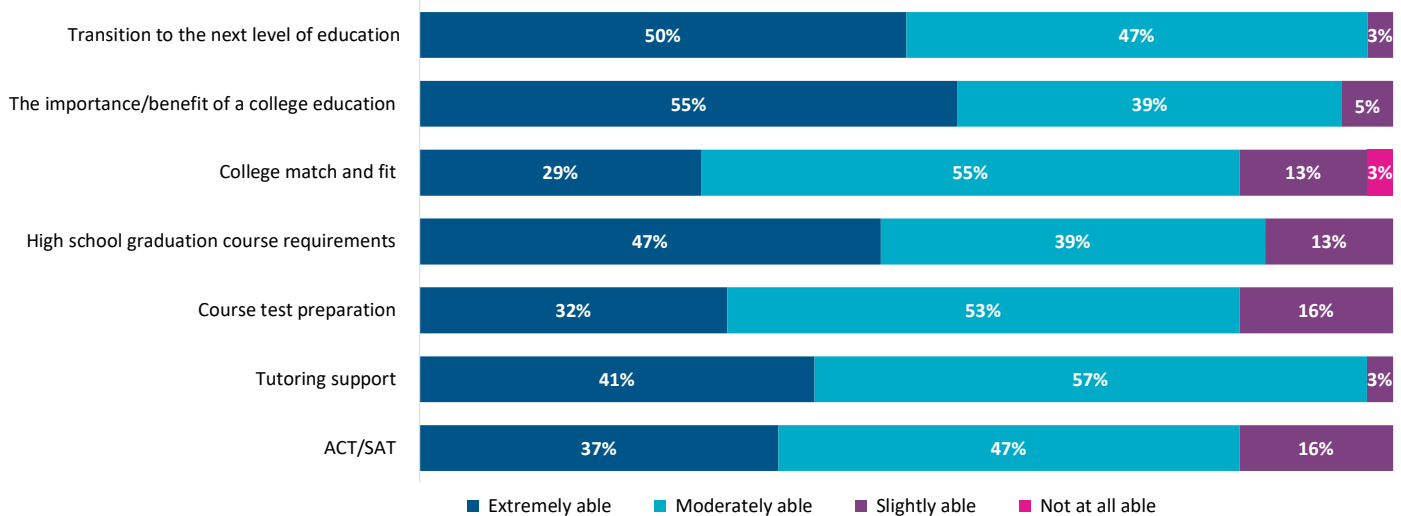


Section 3: College and Financial Aid Knowledge

Please rate your level of knowledge about each of the following programs that students and families can use to pay for college.



Please rate your ability to assist students and their families in understanding the following topics.



Financial aid programs available to West Virginia Students[^]

This need-based financial aid program for West Virginia students provided maximum annual awards of \$3,000 during the 2021-22 school year. This amount does not need to be paid back.



This merit-based financial aid program for West Virginia residents offers up to \$4,750 annually to cover the cost of tuition and mandatory fees. This amount does not need to be paid back.



This financial aid program for West Virginia students enrolled in eligible certificate and associate degree programs provides aid to cover the remaining amount of tuition, mandatory fees, and academic program fees that are not covered by other scholarships and grants.

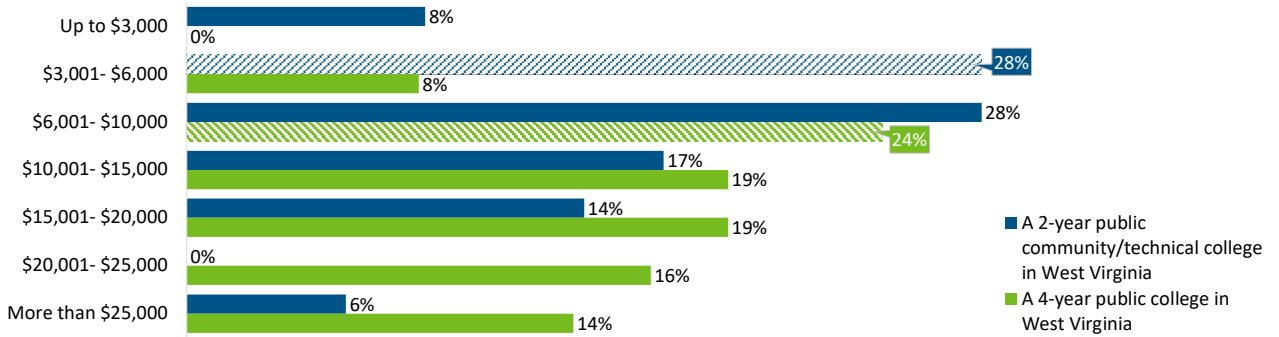


This need-based U.S. financial aid program provided qualifying students up to \$6,495 during the 2021-22 school year. This amount does not need to be paid back.



[^]The correct responses are indicated by the color filled bar.

On average, how much do you think it costs for one year of in-state tuition to attend the following college options in West Virginia? Your estimate should not include the cost of food, housing, or books. [^]



[^]The correct responses are indicated by pattern filled bar.

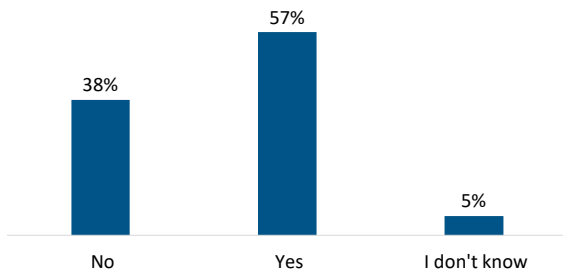
Section 4: College Readiness and/or GEAR UP Involvement

Please select to what extent your school promotes each of the following activities. Then, please indicate whether you have been involved in that activity (e.g., as a participant, activity organizer).

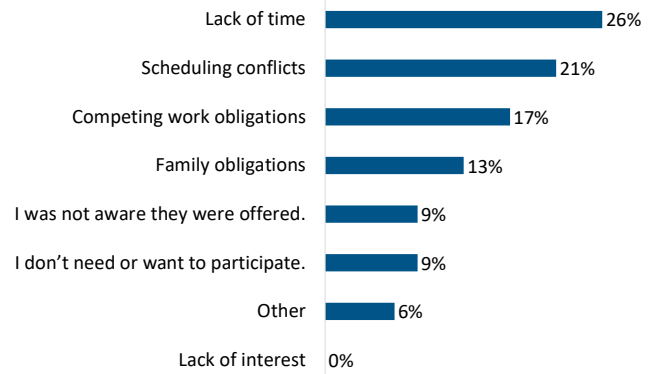
	extent your school promotes each of the following activities				been involved in that activity	
	Extremely	Moderately	Slightly	Not at all	No	Yes
Academic planning/career advising	34%	53%	8%	5%	48%	52%
Academic/tutoring support	50%	42%	3%	5%	43%	57%
ACT/SAT preparation	45%	45%	8%	3%	54%	46%
Assistance with completing financial aid forms (FAFSA)	76%	18%	3%	3%	64%	36%
College Application and Exploration Week	66%	32%	3%	0%	57%	43%
College campus visits (including virtual)	50%	42%	5%	3%	51%	49%
College Decision Day and/or other acceptance events	63%	34%	0%	3%	65%	35%
Credit recovery, AP, and dual credit opportunities	68%	24%	3%	5%	58%	42%
Financial literacy workshops	47%	47%	3%	3%	76%	24%
Mentoring programs (e.g., Student Success Society)	19%	64%	8%	8%	73%	27%
One-on-one advising with students	32%	55%	8%	5%	43%	57%
Parent/family peer networks	19%	62%	14%	5%	62%	38%
Professional development	17%	56%	19%	8%	46%	54%
Summer activities (e.g., Student Leadership Academy)	27%	51%	16%	5%	76%	24%
Text 4 Success initiative	26%	49%	11%	14%	90%	10%

Note: Blue column percentages are based on those respondents who indicated promotion of an activity. Pink column percentages are based on those respondents who indicated they were involved in an activity.

Have you ever participated in GEAR UP-sponsored activities or received support through GEAR UP?



If you did not participate in one or more of these activities/services, why not?*



Final Note: Additional questions from the personnel survey that were only for site coordinators are not included in this report to protect their anonymity.



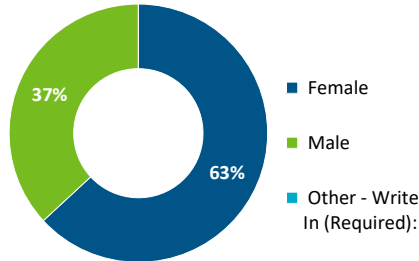
School-Level Response Rate:	
Estimated School Personnel	32
Surveys Received	19
Response Rate	59%

School Name:	Wirt County High School
Survey Type:	School Personnel Survey Report

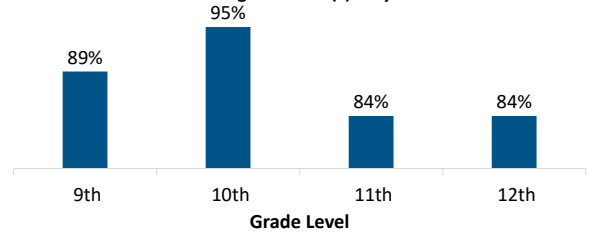
Note: Throughout this report, all percentages are rounded to the nearest whole number; amounts lower than 0.5% are rounded down to 0%. An asterick indicates a select all that apply question; amounts may exceed 100%.

Section 1: About Yourself

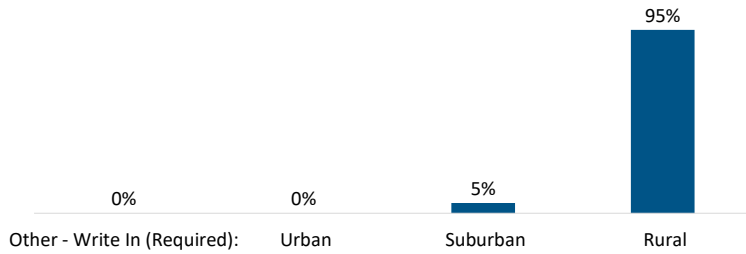
What is your gender?



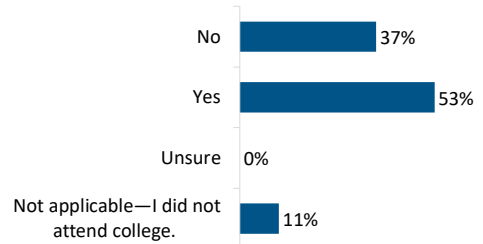
What current grade level(s) do you serve?*



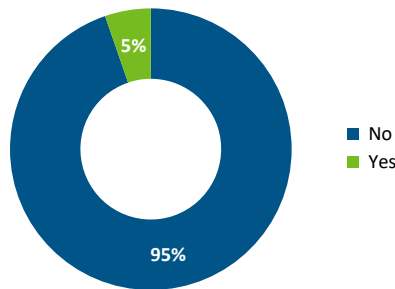
What type of community did you grow up in?



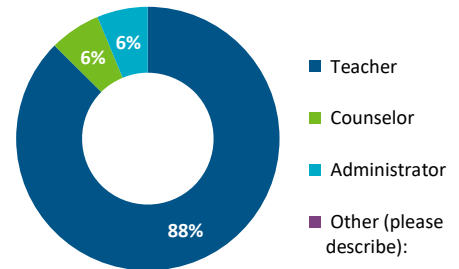
When you attended college, were you a first-generation college student?



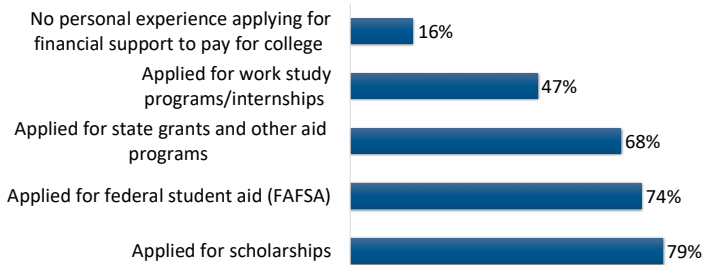
Are you a GEAR UP site coordinator?



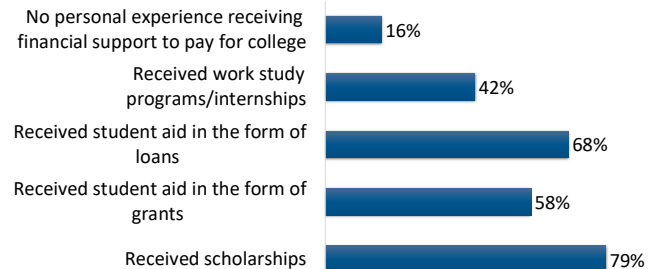
What is your current primary position at your school?



What has been your personal experience applying for financing for postsecondary education?*

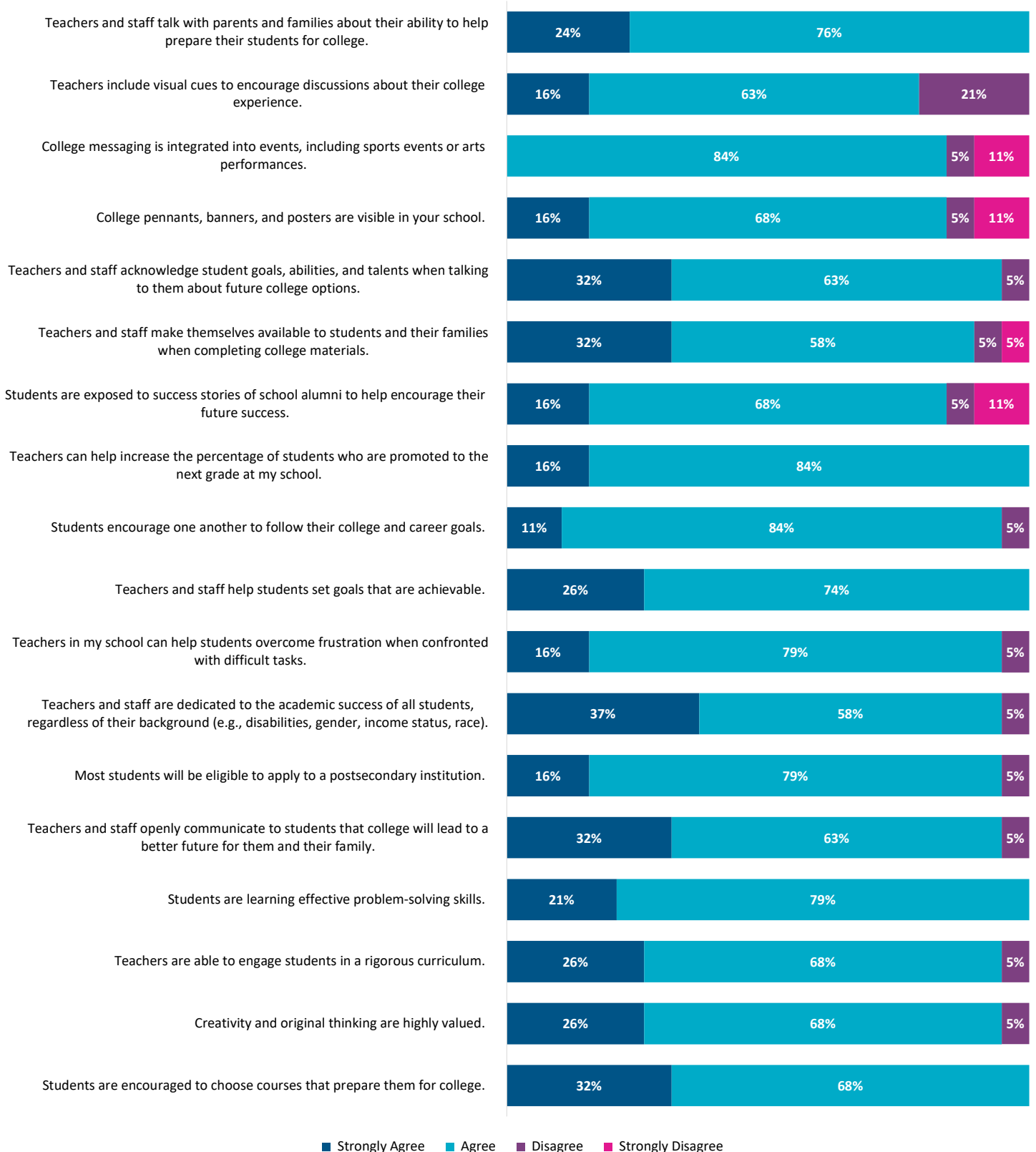


What has been your personal experience receiving financing for postsecondary education?*

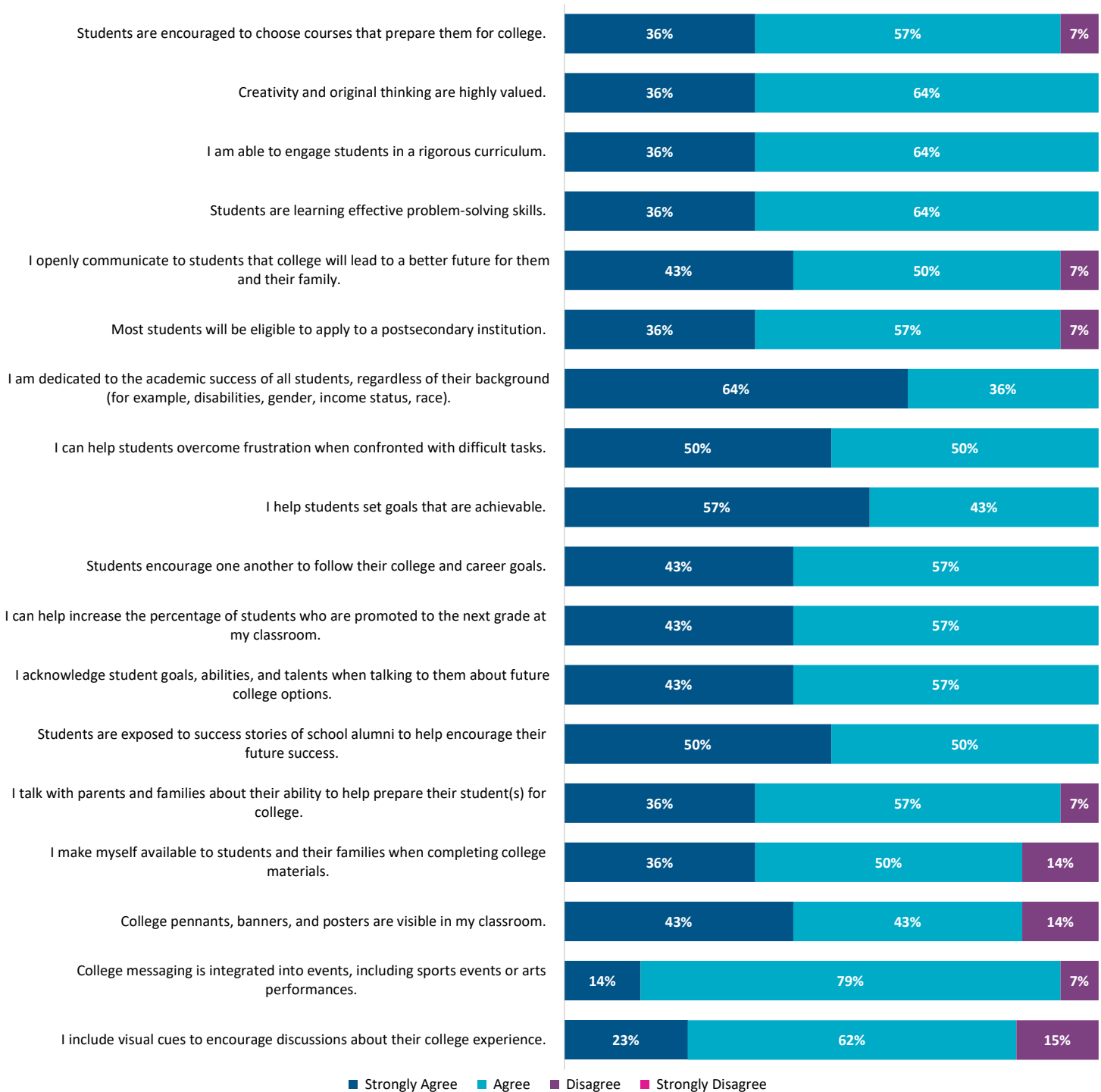


Section 2: School Culture

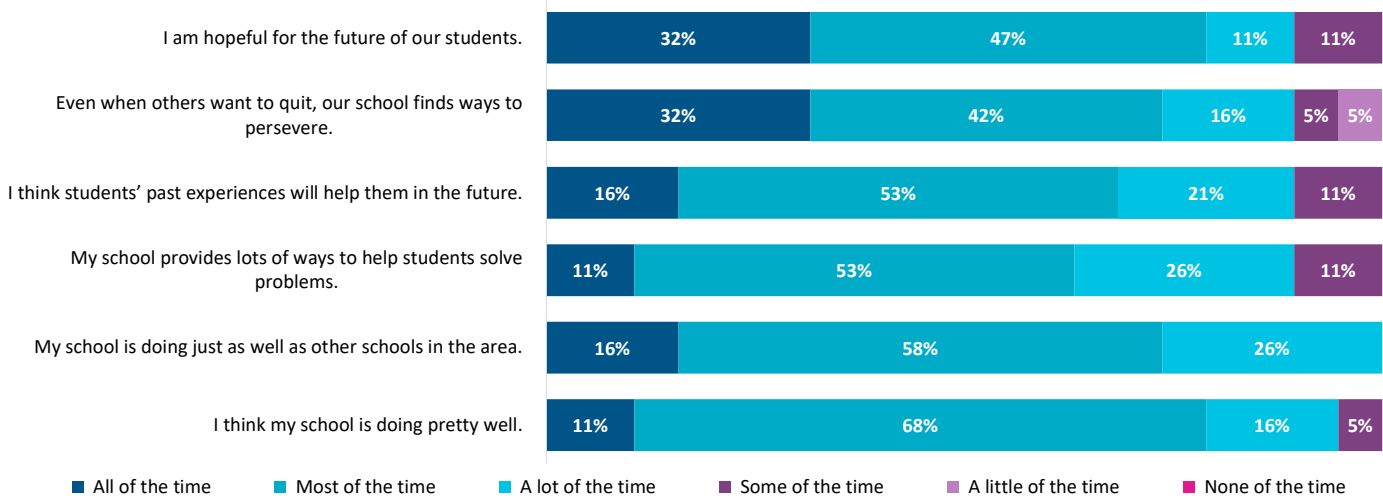
Please rate your level of agreement with each statement as it reflects YOUR SCHOOL:



Teachers only: Please rate your level of agreement with each statement as it reflects YOUR CLASSROOM:

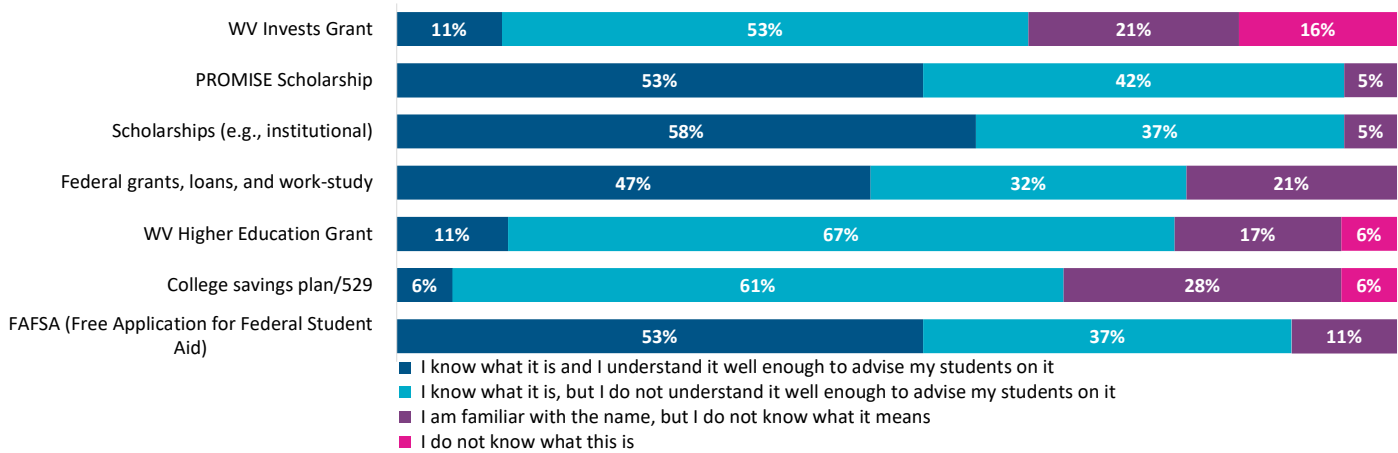


Please read the following sentences below and think about how your school is doing in most situations.

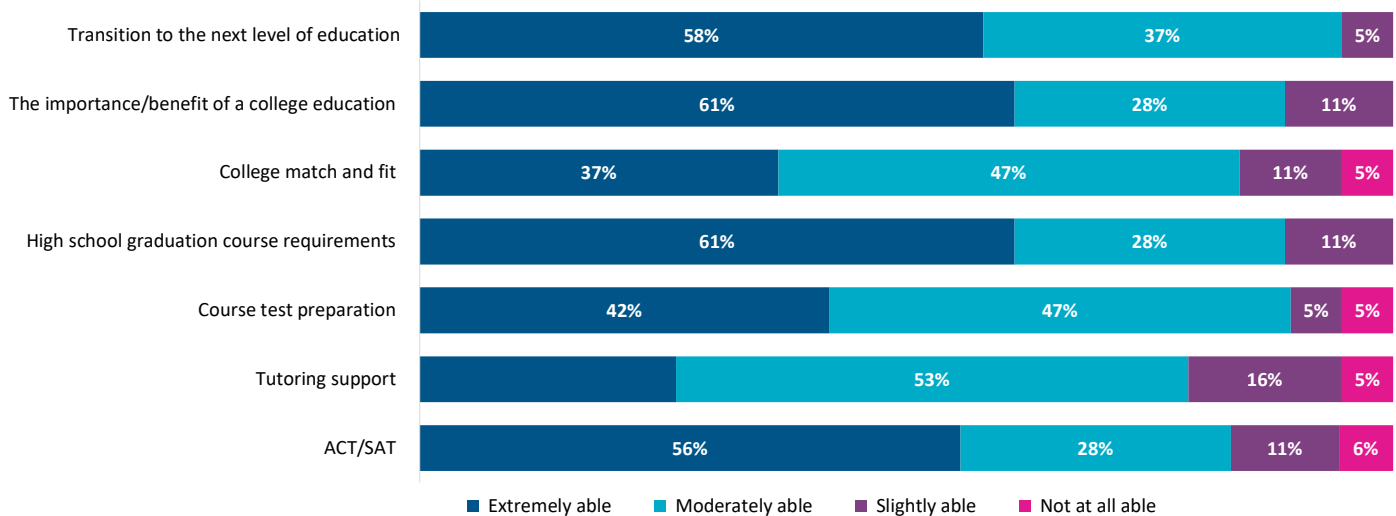


Section 3: College and Financial Aid Knowledge

Please rate your level of knowledge about each of the following programs that students and families can use to pay for college.



Please rate your ability to assist students and their families in understanding the following topics.



Financial aid programs available to West Virginia Students[^]

This need-based financial aid program for West Virginia students provided maximum annual awards of \$3,000 during the 2021-22 school year. This amount does not need to be paid back.



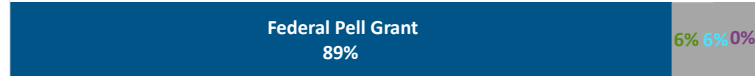
This merit-based financial aid program for West Virginia residents offers up to \$4,750 annually to cover the cost of tuition and mandatory fees. This amount does not need to be paid back.



This financial aid program for West Virginia students enrolled in eligible certificate and associate degree programs provides aid to cover the remaining amount of tuition, mandatory fees, and academic program fees that are not covered by other scholarships and grants.

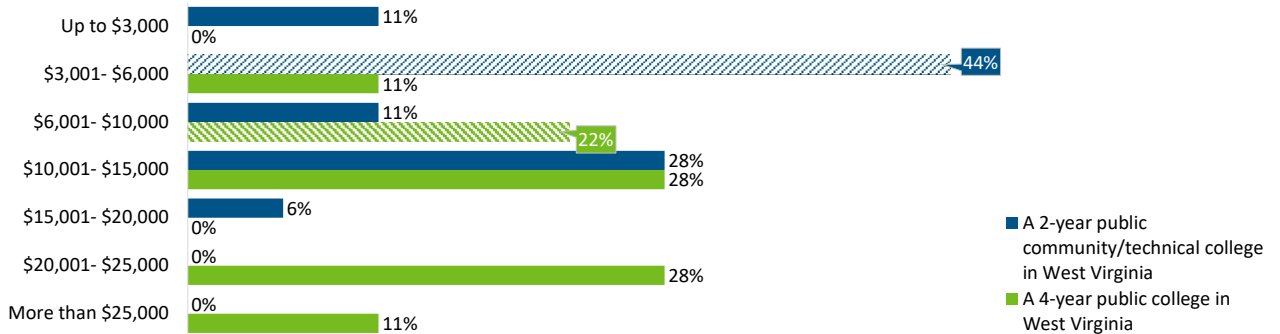


This need-based U.S. financial aid program provided qualifying students up to \$6,495 during the 2021-22 school year. This amount does not need to be paid back.



[^]The correct responses are indicated by the color filled bar.

On average, how much do you think it costs for one year of in-state tuition to attend the following college options in West Virginia? Your estimate should not include the cost of food, housing, or books. [^]



[^]The correct responses are indicated by pattern filled bar.

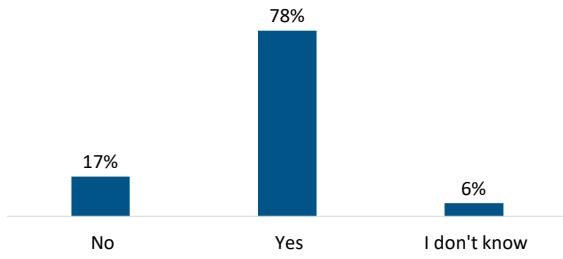
Section 4: College Readiness and/or GEAR UP Involvement

Please select to what extent your school promotes each of the following activities. Then, please indicate whether you have been involved in that activity (e.g., as a participant, activity organizer).

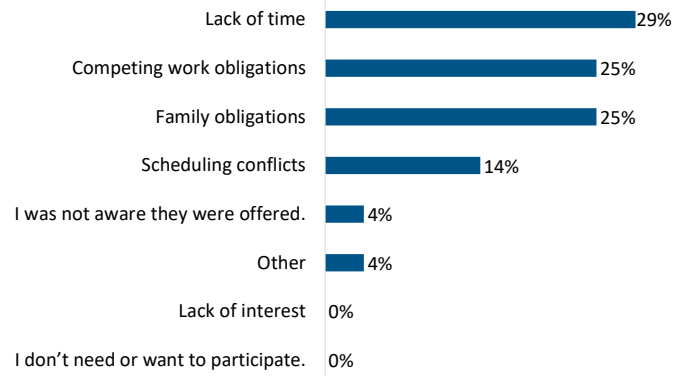
	extent your school promotes each of the following activities				been involved in that activity	
	Extremely	Moderately	Slightly	Not at all	No	Yes
Academic planning/career advising	32%	53%	16%	0%	48%	52%
Academic/tutoring support	16%	58%	26%	0%	43%	57%
ACT/SAT preparation	44%	50%	6%	0%	54%	46%
Assistance with completing financial aid forms (FAFSA)	84%	16%	0%	0%	64%	36%
College Application and Exploration Week	63%	32%	0%	5%	57%	43%
College campus visits (including virtual)	63%	32%	5%	0%	51%	49%
College Decision Day and/or other acceptance events	53%	42%	5%	0%	65%	35%
Credit recovery, AP, and dual credit opportunities	79%	21%	0%	0%	58%	42%
Financial literacy workshops	42%	47%	11%	0%	76%	24%
Mentoring programs (e.g., Student Success Society)	28%	44%	22%	6%	73%	27%
One-on-one advising with students	47%	37%	16%	0%	43%	57%
Parent/family peer networks	11%	47%	42%	0%	62%	38%
Professional development	21%	68%	11%	0%	46%	54%
Summer activities (e.g., Student Leadership Academy)	28%	44%	28%	0%	76%	24%
Text 4 Success initiative	5%	47%	26%	21%	90%	10%

Note: Blue column percentages are based on those respondents who indicated promotion of an activity. Pink column percentages are based on those respondents who indicated they were involved in an activity.

Have you ever participated in GEAR UP-sponsored activities or received support through GEAR UP?



If you did not participate in one or more of these activities/services, why not?*



Final Note: Additional questions from the personnel survey that were only for site coordinators are not included in this report to protect their anonymity.



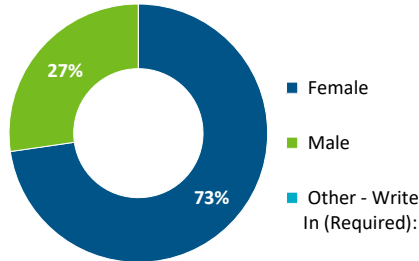
School-Level Response Rate:	
Estimated School Personnel	34
Surveys Received	22
Response Rate	65%

School Name:	Wirt County Middle School
Survey Type:	School Personnel Survey Report

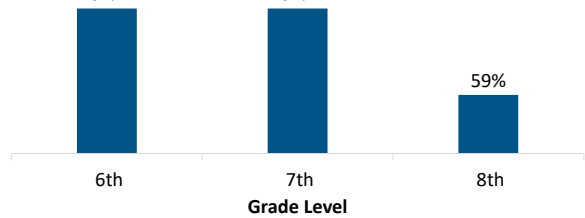
Note: Throughout this report, all percentages are rounded to the nearest whole number; amounts lower than 0.5% are rounded down to 0%. An asterick indicates a select all that apply question; amounts may exceed 100%.

Section 1: About Yourself

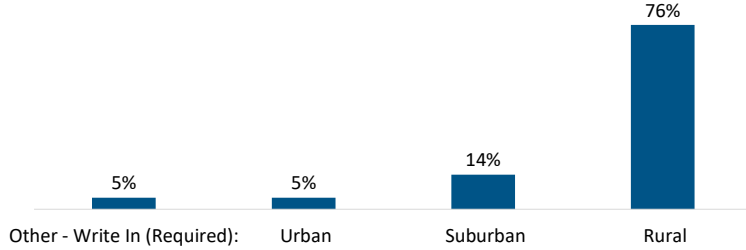
What is your gender?



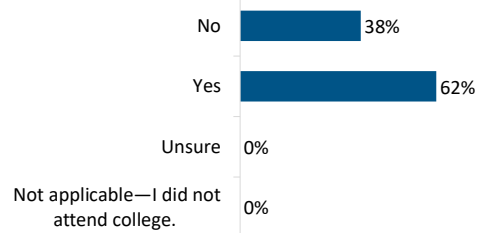
What current grade level(s) do you serve?*



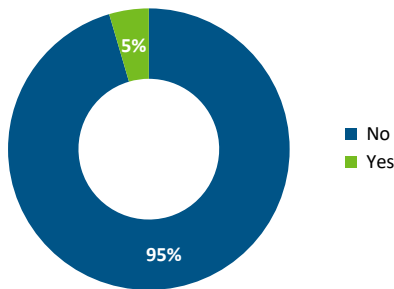
What type of community did you grow up in?



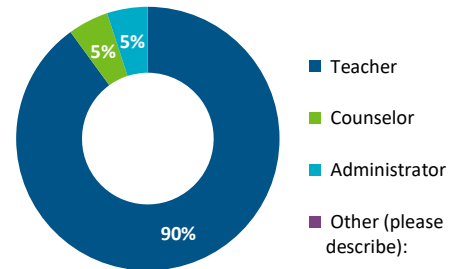
When you attended college, were you a first-generation college student?



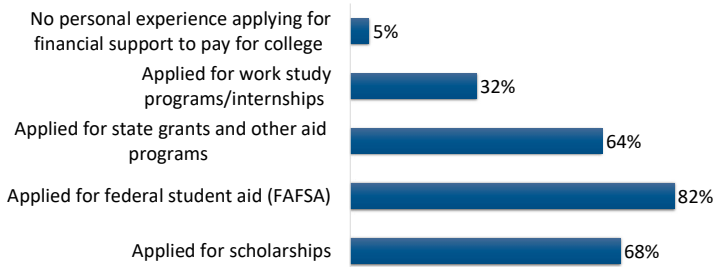
Are you a GEAR UP site coordinator?



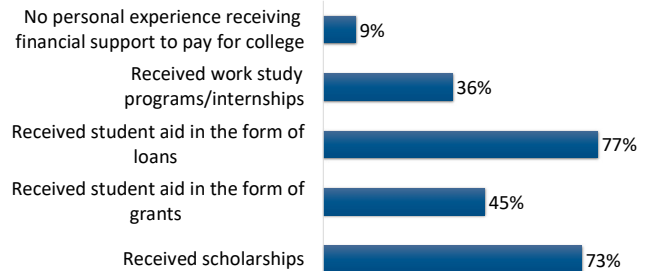
What is your current primary position at your school?



What has been your personal experience applying for financing for postsecondary education?*

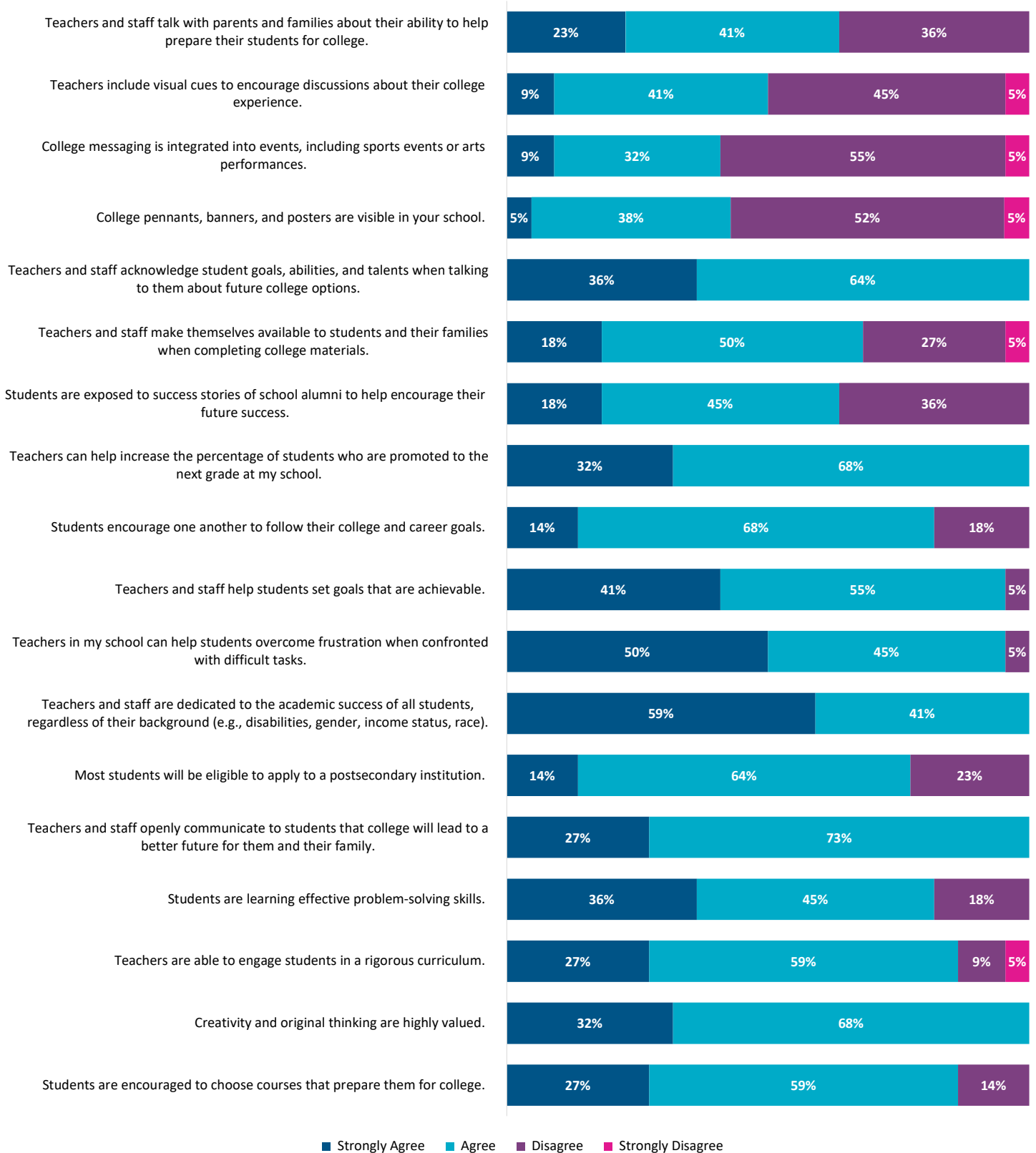


What has been your personal experience receiving financing for postsecondary education?*

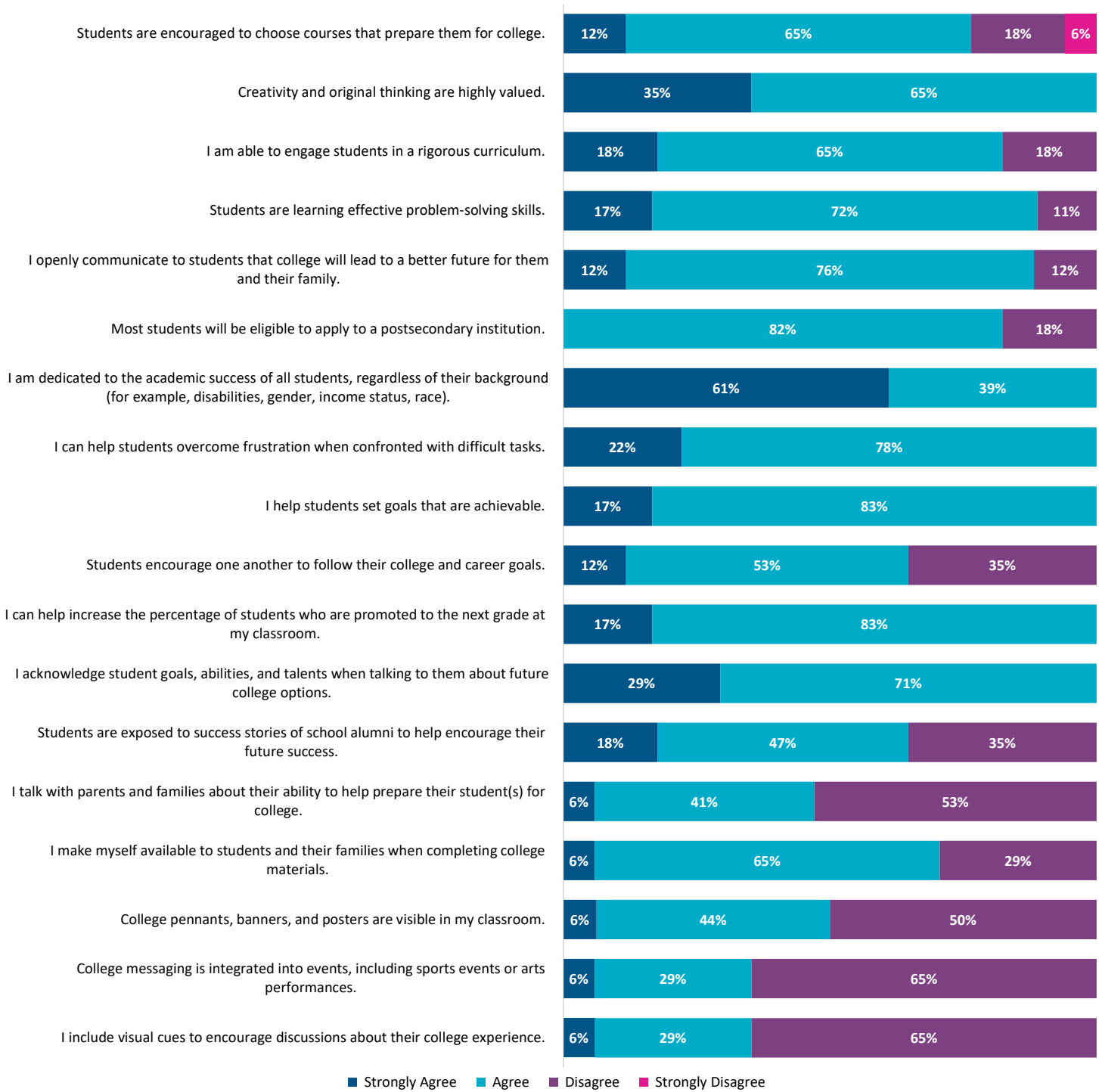


Section 2: School Culture

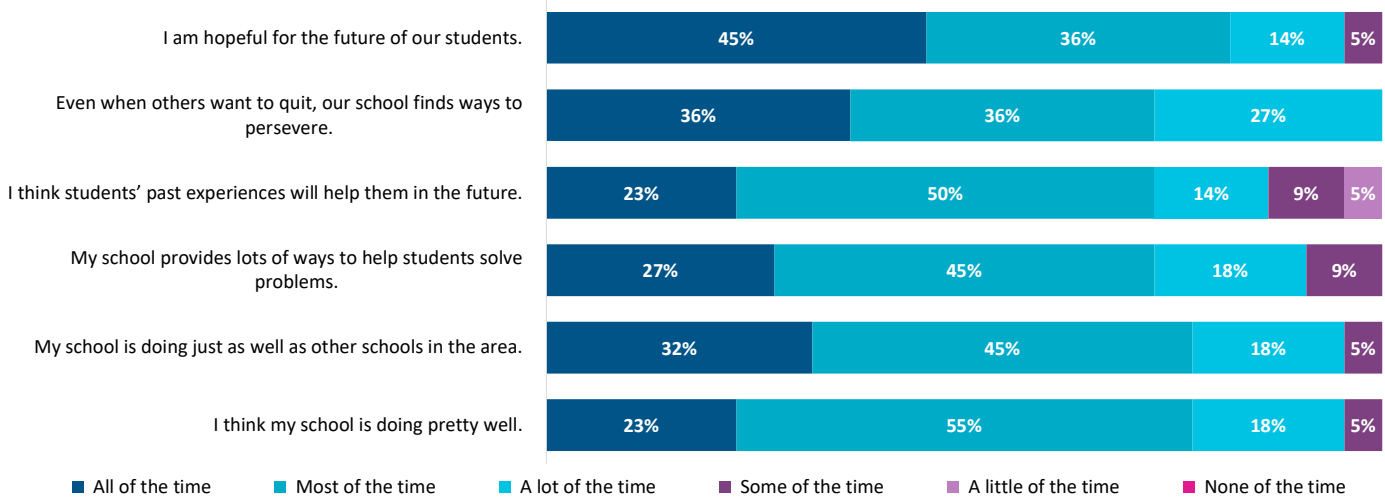
Please rate your level of agreement with each statement as it reflects YOUR SCHOOL:



Teachers only: Please rate your level of agreement with each statement as it reflects YOUR CLASSROOM:

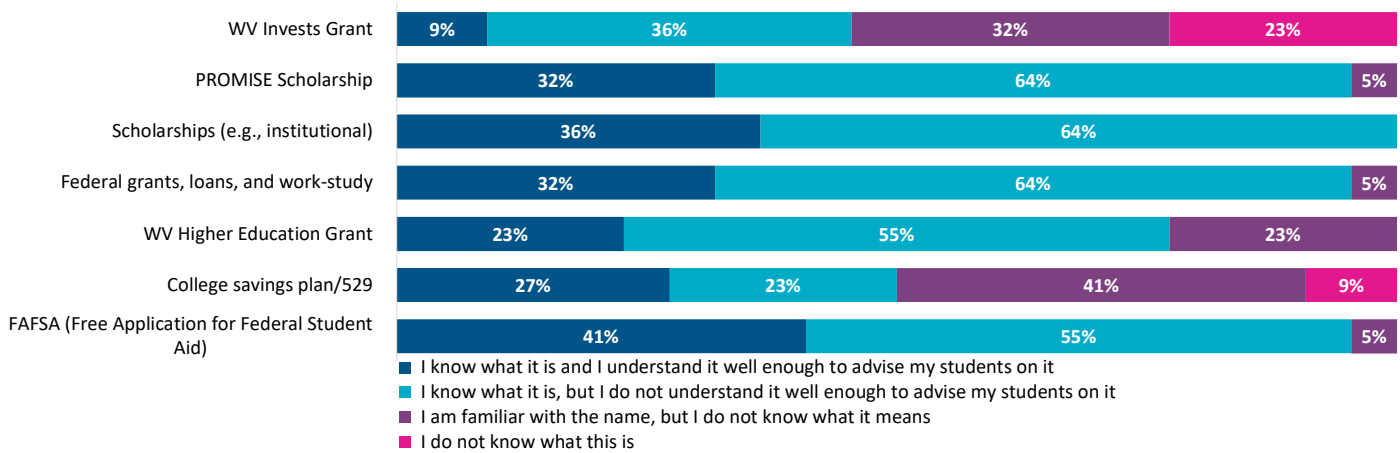


Please read the following sentences below and think about how your school is doing in most situations.

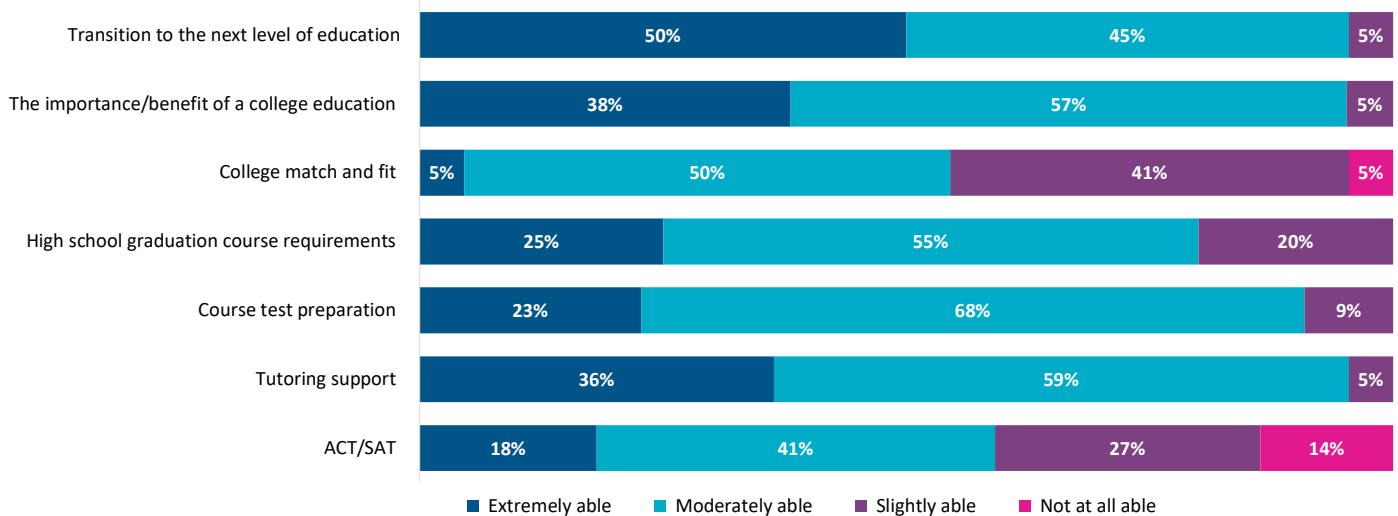


Section 3: College and Financial Aid Knowledge

Please rate your level of knowledge about each of the following programs that students and families can use to pay for college.



Please rate your ability to assist students and their families in understanding the following topics.



Financial aid programs available to West Virginia Students[^]

This need-based financial aid program for West Virginia students provided maximum annual awards of \$3,000 during the 2021-22 school year. This amount does not need to be paid back.



This merit-based financial aid program for West Virginia residents offers up to \$4,750 annually to cover the cost of tuition and mandatory fees. This amount does not need to be paid back.



This financial aid program for West Virginia students enrolled in eligible certificate and associate degree programs provides aid to cover the remaining amount of tuition, mandatory fees, and academic program fees that are not covered by other scholarships and grants.

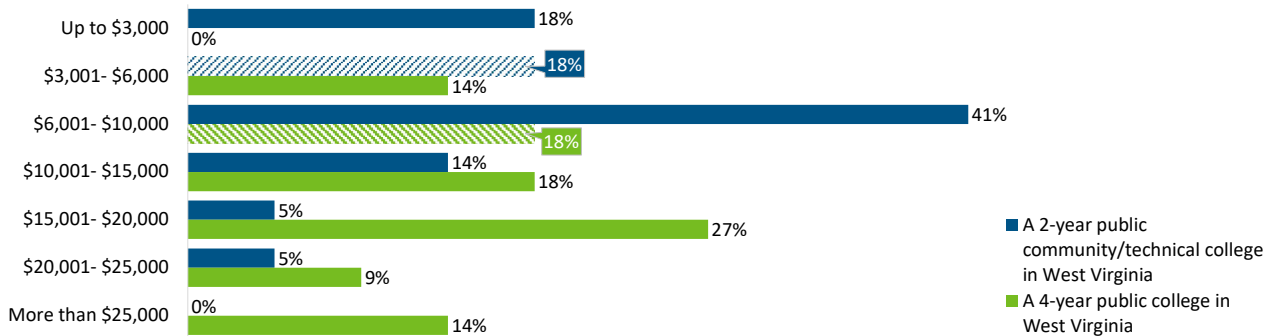


This need-based U.S. financial aid program provided qualifying students up to \$6,495 during the 2021-22 school year. This amount does not need to be paid back.



[^]The correct responses are indicated by the color filled bar.

On average, how much do you think it costs for one year of in-state tuition to attend the following college options in West Virginia? Your estimate should not include the cost of food, housing, or books. [^]



[^]The correct responses are indicated by pattern filled bar.

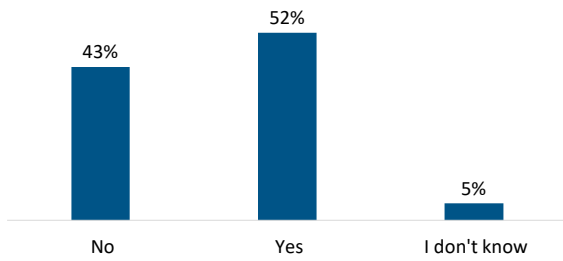
Section 4: College Readiness and/or GEAR UP Involvement

Please select to what extent your school promotes each of the following activities. Then, please indicate whether you have been involved in that activity (e.g., as a participant, activity organizer).

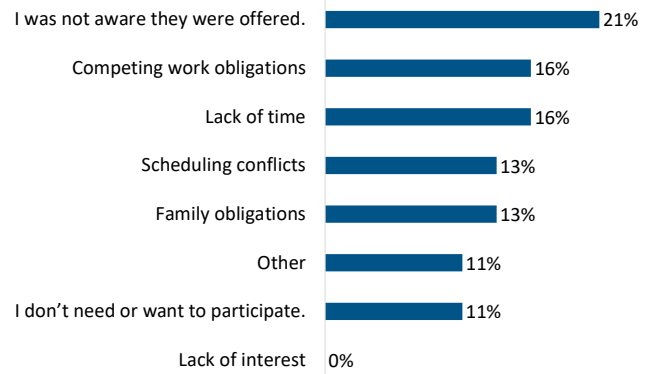
	extent your school promotes each of the following activities				been involved in that activity	
	Extremely	Moderately	Slightly	Not at all	No	Yes
Academic planning/career advising	20%	55%	20%	5%	48%	52%
Academic/tutoring support	24%	67%	10%	0%	43%	57%
ACT/SAT preparation	10%	25%	20%	45%	54%	46%
Assistance with completing financial aid forms (FAFSA)	10%	25%	15%	50%	64%	36%
College Application and Exploration Week	10%	35%	25%	30%	57%	43%
College campus visits (including virtual)	25%	30%	30%	15%	51%	49%
College Decision Day and/or other acceptance events	0%	30%	20%	50%	65%	35%
Credit recovery, AP, and dual credit opportunities	15%	35%	10%	40%	58%	42%
Financial literacy workshops	0%	26%	32%	42%	76%	24%
Mentoring programs (e.g., Student Success Society)	5%	50%	30%	15%	73%	27%
One-on-one advising with students	11%	58%	21%	11%	43%	57%
Parent/family peer networks	15%	45%	25%	15%	62%	38%
Professional development	10%	65%	10%	15%	46%	54%
Summer activities (e.g., Student Leadership Academy)	5%	50%	25%	20%	76%	24%
Text 4 Success initiative	0%	30%	25%	45%	90%	10%

Note: Blue column percentages are based on those respondents who indicated promotion of an activity. Pink column percentages are based on those respondents who indicated they were involved in an activity.

Have you ever participated in GEAR UP-sponsored activities or received support through GEAR UP?



If you did not participate in one or more of these activities/services, why not?*



Final Note: Additional questions from the personnel survey that were only for site coordinators are not included in this report to protect their anonymity.