



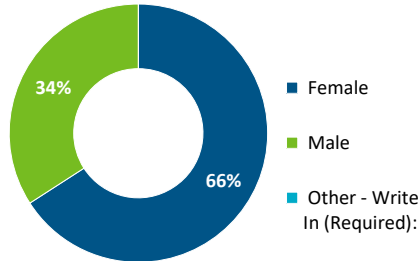
| | |
|------------------------------------|-----|
| County-Level Response Rate: | |
| Estimated School Personnel | 133 |
| Surveys Received | 85 |
| Response Rate | 64% |

| | |
|--------------|--------------------------------|
| School Name: | Boone County |
| Survey Type: | School Personnel Survey Report |

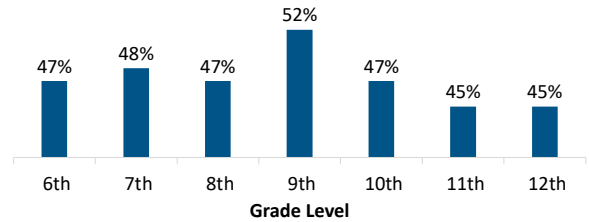
Note: Throughout this report, all percentages are rounded to the nearest whole number; amounts lower than 0.5% are rounded down to 0%. An asterick indicates a select all that apply question; amounts may exceed 100%.

Section 1: About Yourself

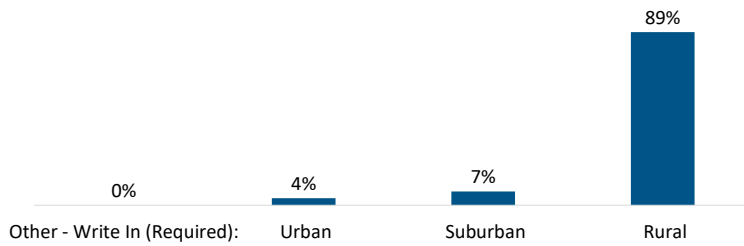
What is your gender?



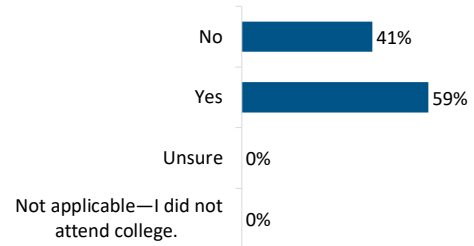
What current grade level(s) do you serve?*



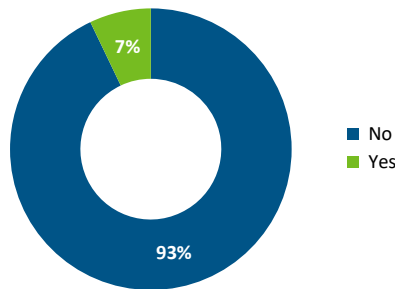
What type of community did you grow up in?



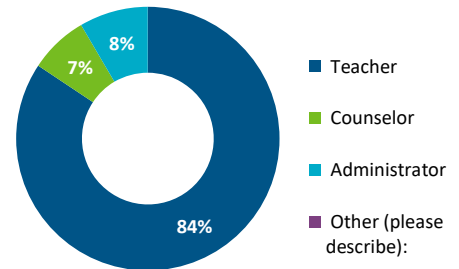
When you attended college, were you a first-generation college student?



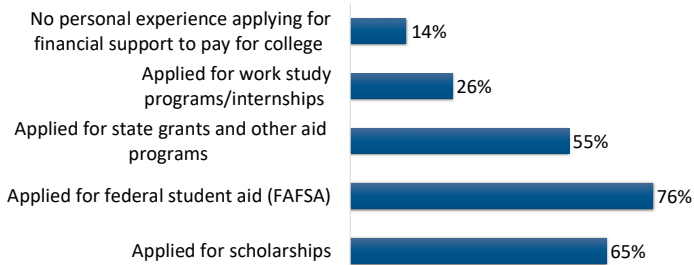
Are you a GEAR UP site coordinator?



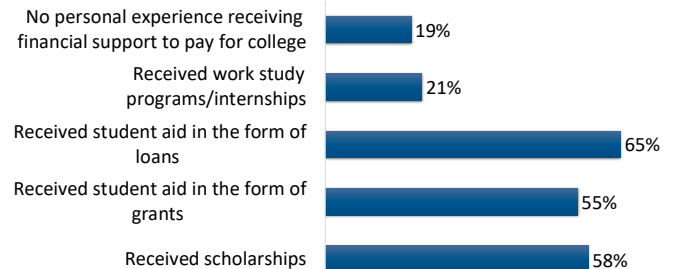
What is your current primary position at your school?



What has been your personal experience applying for financing for postsecondary education?*

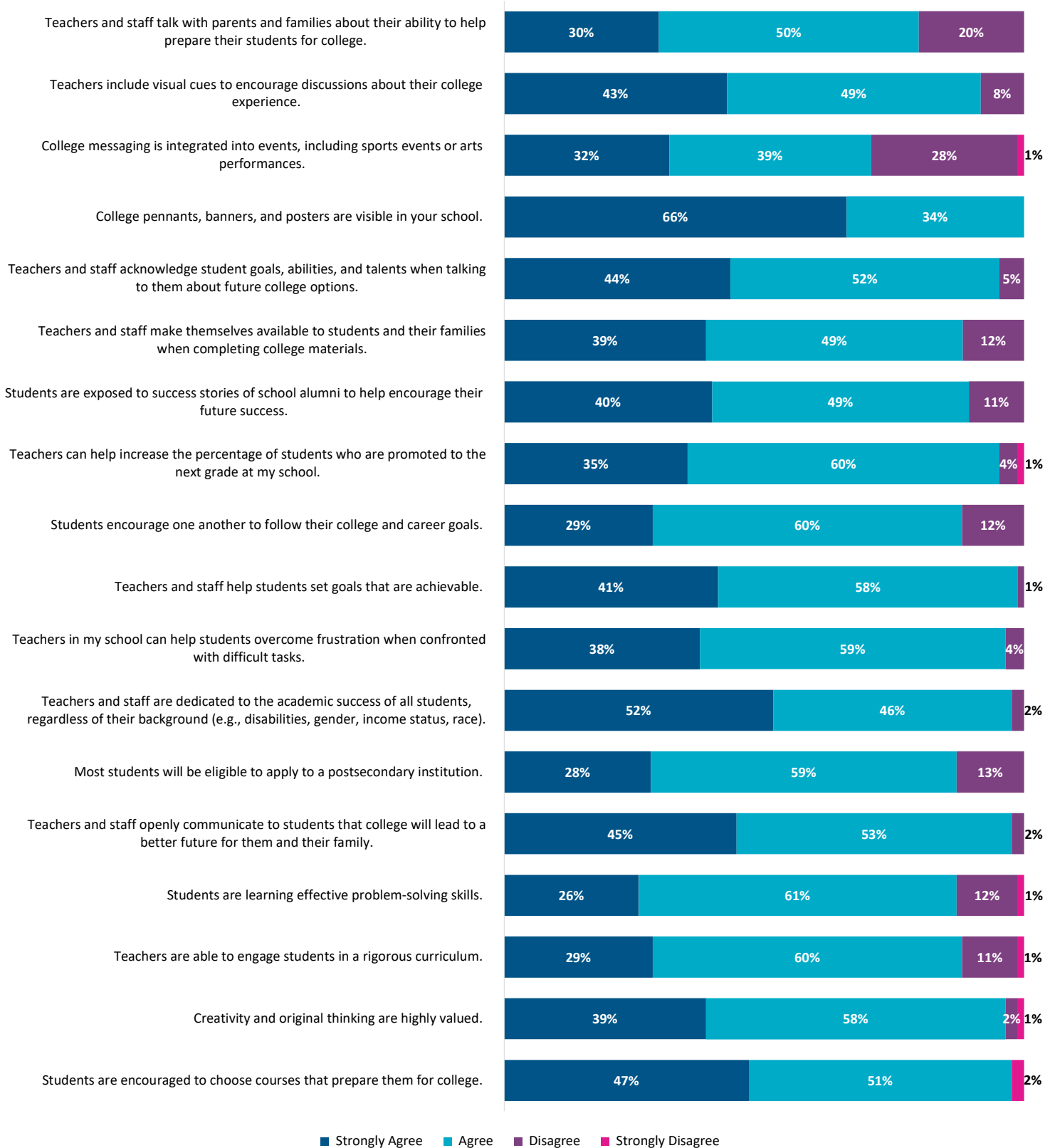


What has been your personal experience receiving financing for postsecondary education?*

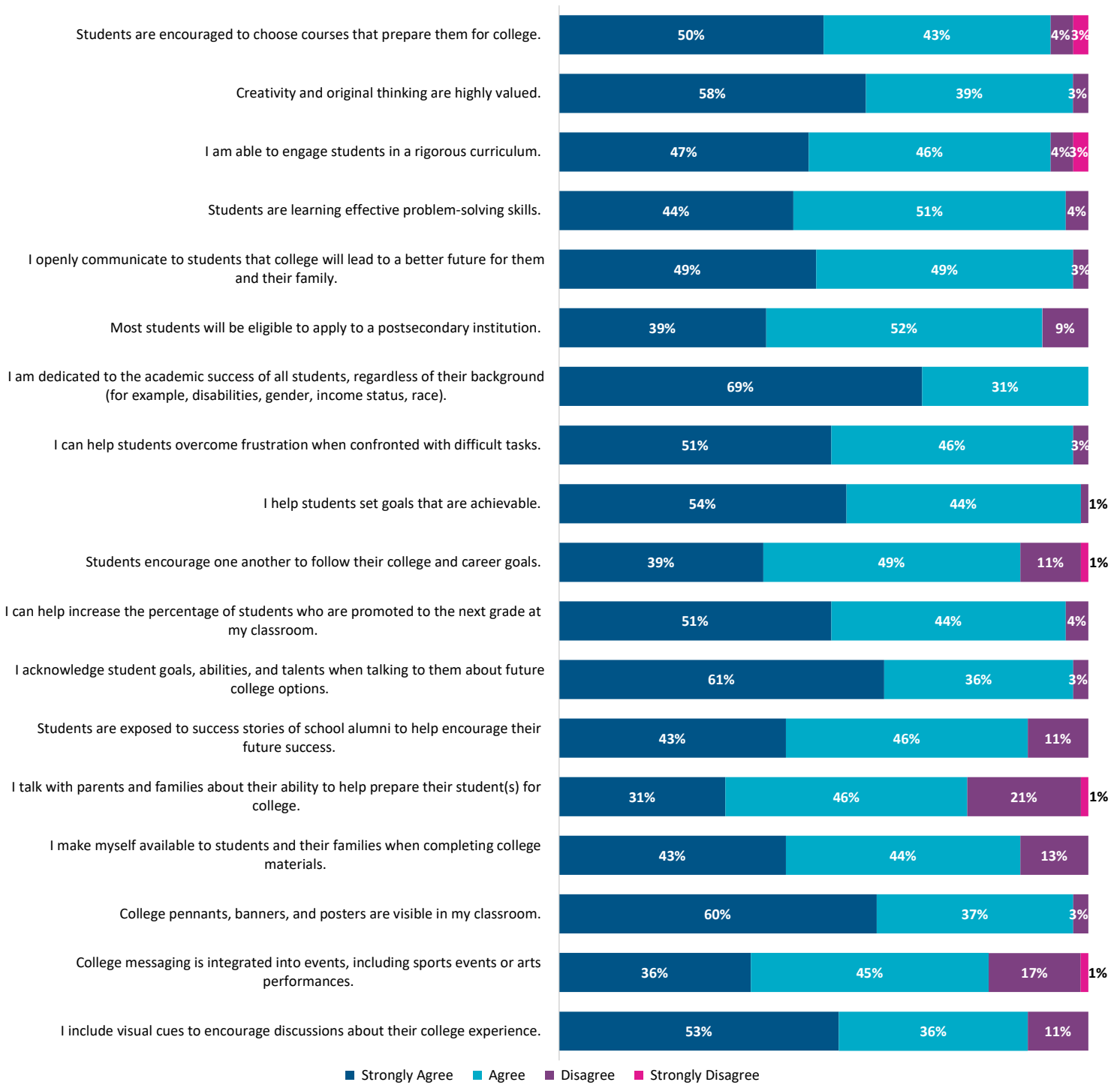


Section 2: School Culture

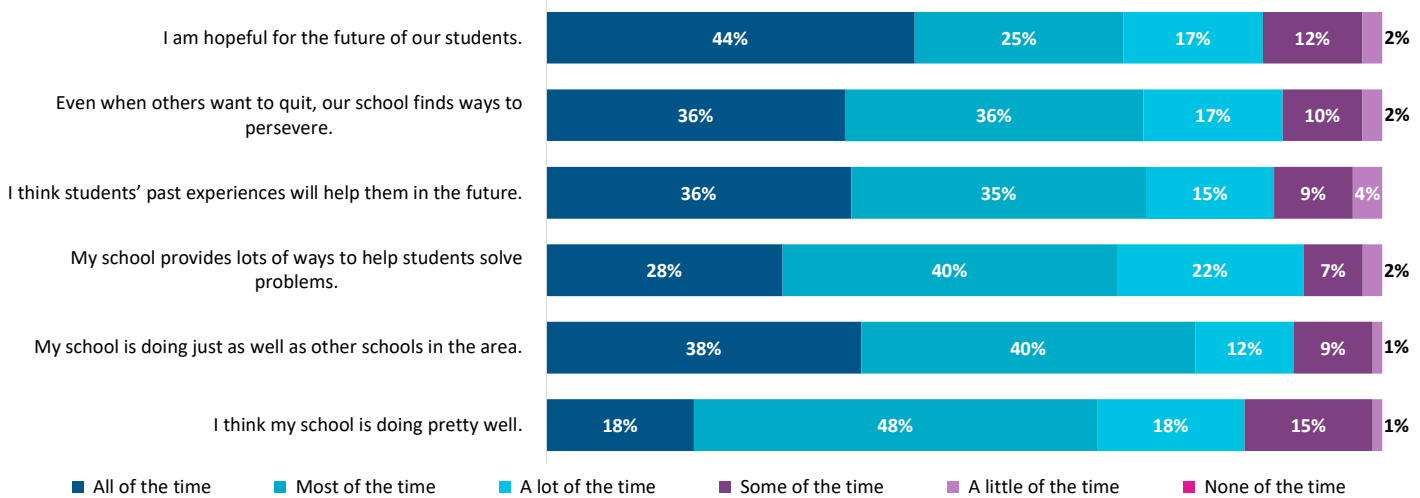
Please rate your level of agreement with each statement as it reflects YOUR SCHOOL:



Teachers only: Please rate your level of agreement with each statement as it reflects YOUR CLASSROOM:

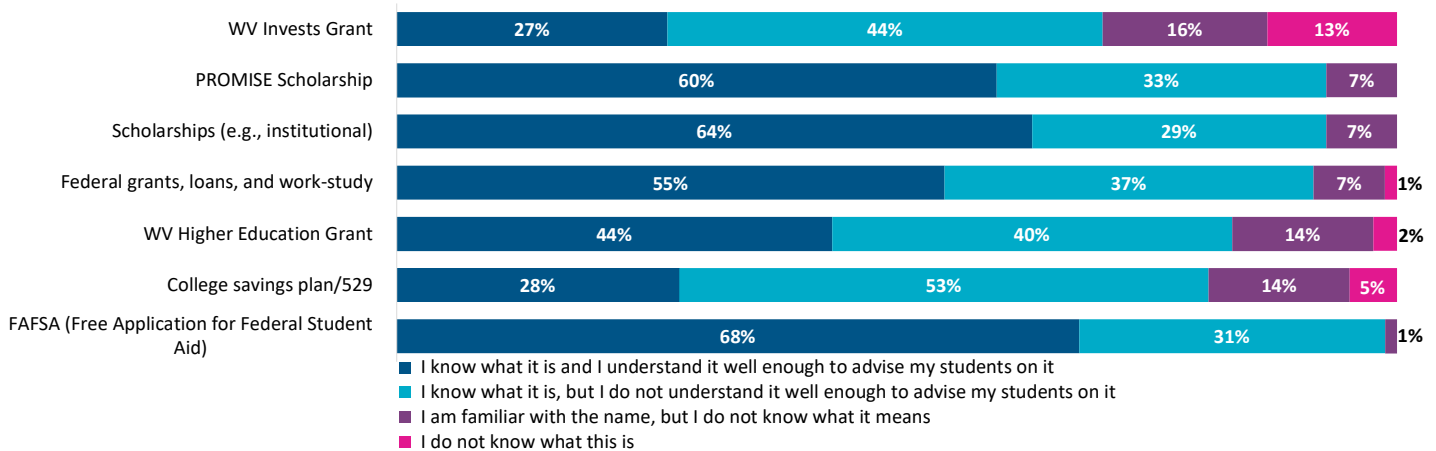


Please read the following sentences below and think about how your school is doing in most situations.

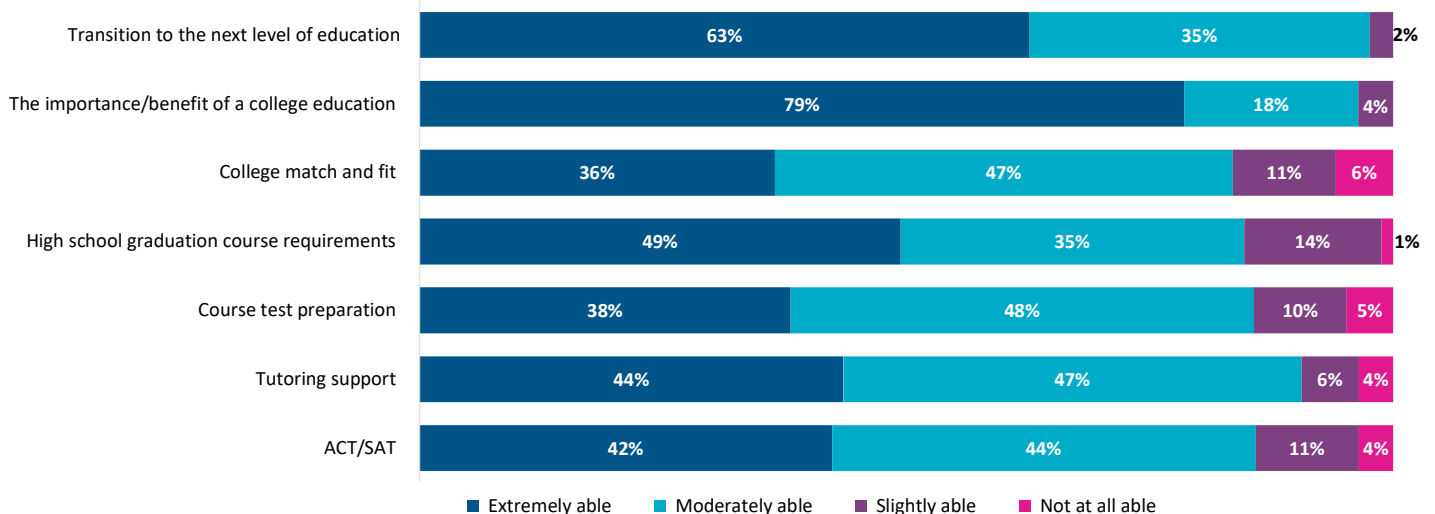


Section 3: College and Financial Aid Knowledge

Please rate your level of knowledge about each of the following programs that students and families can use to pay for college.

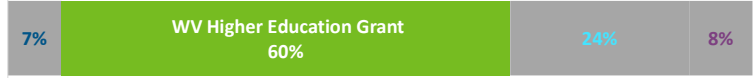


Please rate your ability to assist students and their families in understanding the following topics.



Financial aid programs available to West Virginia Students[^]

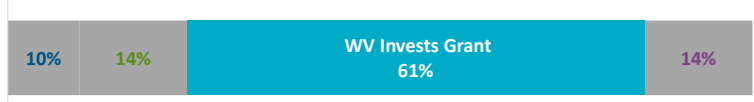
This need-based financial aid program for West Virginia students provided maximum annual awards of \$3,000 during the 2021-22 school year. This amount does not need to be paid back.



This merit-based financial aid program for West Virginia residents offers up to \$4,750 annually to cover the cost of tuition and mandatory fees. This amount does not need to be paid back.



This financial aid program for West Virginia students enrolled in eligible certificate and associate degree programs provides aid to cover the remaining amount of tuition, mandatory fees, and academic program fees that are not covered by other scholarships and grants.

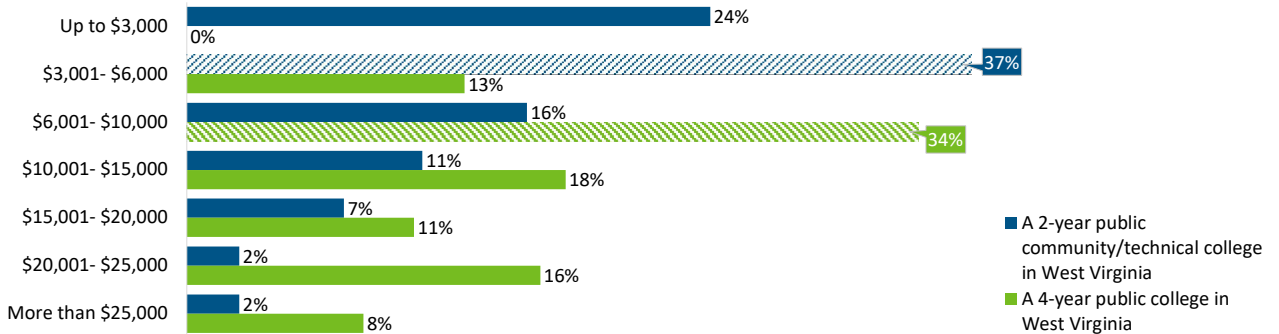


This need-based U.S. financial aid program provided qualifying students up to \$6,495 during the 2021-22 school year. This amount does not need to be paid back.



[^]The correct responses are indicated by the color filled bar.

On average, how much do you think it costs for one year of in-state tuition to attend the following college options in West Virginia? Your estimate should not include the cost of food, housing, or books. [^]



[^]The correct responses are indicated by pattern filled bar.

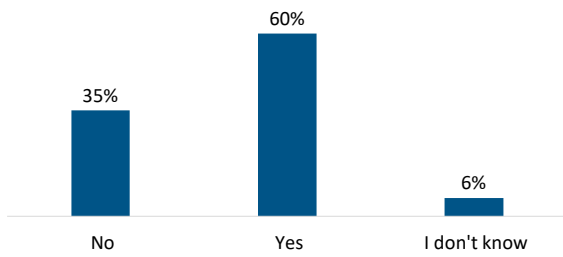
Section 4: College Readiness and/or GEAR UP Involvement

Please select to what extent your school promotes each of the following activities. Then, please indicate whether you have been involved in that activity (e.g., as a participant, activity organizer).

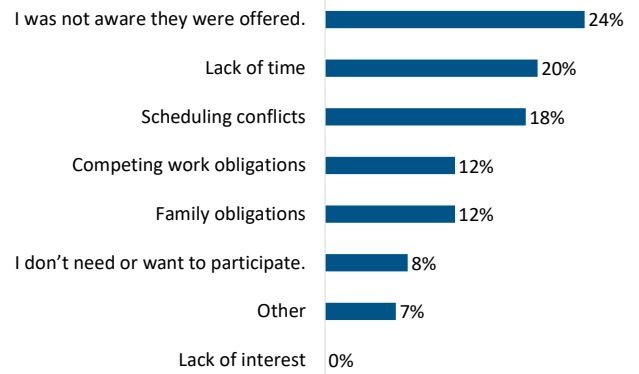
| | extent your school promotes each of the following activities | | | | been involved in that activity | |
|--------------------------------------------------------|--------------------------------------------------------------|------------|----------|------------|--------------------------------|-----|
| | Extremely | Moderately | Slightly | Not at all | No | Yes |
| Academic planning/career advising | 37% | 46% | 10% | 7% | 48% | 52% |
| Academic/tutoring support | 52% | 35% | 7% | 5% | 43% | 57% |
| ACT/SAT preparation | 43% | 22% | 10% | 26% | 54% | 46% |
| Assistance with completing financial aid forms (FAFSA) | 48% | 17% | 6% | 29% | 64% | 36% |
| College Application and Exploration Week | 59% | 30% | 7% | 4% | 57% | 43% |
| College campus visits (including virtual) | 53% | 36% | 8% | 2% | 51% | 49% |
| College Decision Day and/or other acceptance events | 41% | 24% | 13% | 21% | 65% | 35% |
| Credit recovery, AP, and dual credit opportunities | 55% | 15% | 6% | 24% | 58% | 42% |
| Financial literacy workshops | 29% | 34% | 16% | 22% | 76% | 24% |
| Mentoring programs (e.g., Student Success Society) | 32% | 38% | 15% | 16% | 73% | 27% |
| One-on-one advising with students | 46% | 37% | 8% | 8% | 43% | 57% |
| Parent/family peer networks | 27% | 36% | 20% | 17% | 62% | 38% |
| Professional development | 33% | 34% | 17% | 17% | 46% | 54% |
| Summer activities (e.g., Student Leadership Academy) | 23% | 33% | 23% | 22% | 76% | 24% |
| Text 4 Success initiative | 20% | 25% | 14% | 40% | 90% | 10% |

Note: Blue column percentages are based on those respondents who indicated promotion of an activity. Pink column percentages are based on those respondents who indicated they were involved in an activity.

Have you ever participated in GEAR UP-sponsored activities or received support through GEAR UP?



If you did not participate in one or more of these activities/services, why not?*



Final Note: Additional questions from the personnel survey that were only for site coordinators are not included in this report to protect their anonymity.



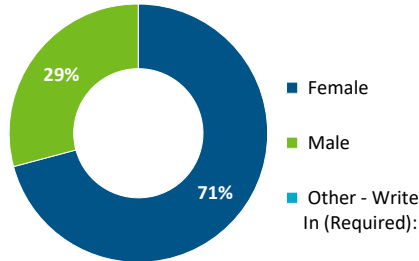
| | |
|------------------------------------|-----|
| County-Level Response Rate: | |
| Estimated School Personnel | 74 |
| Surveys Received | 48 |
| Response Rate | 65% |

| | |
|--------------|--------------------------------|
| School Name: | Clay County |
| Survey Type: | School Personnel Survey Report |

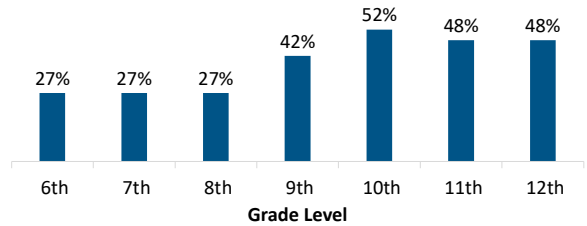
Note: Throughout this report, all percentages are rounded to the nearest whole number; amounts lower than 0.5% are rounded down to 0%. An asterick indicates a select all that apply question; amounts may exceed 100%.

Section 1: About Yourself

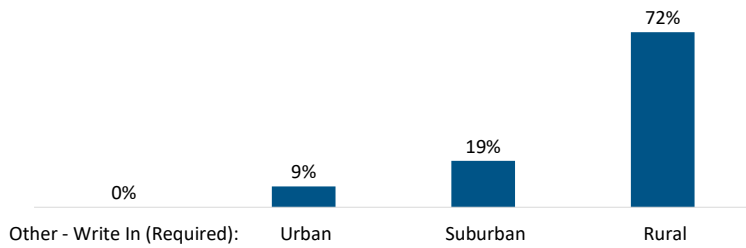
What is your gender?



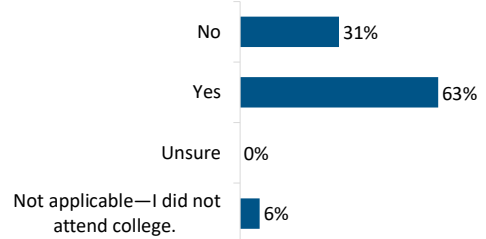
What current grade level(s) do you serve?*



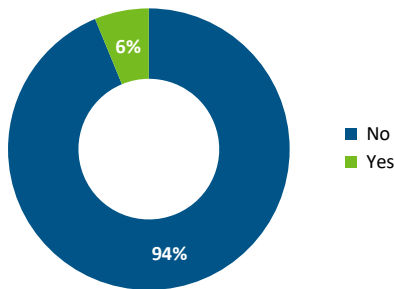
What type of community did you grow up in?



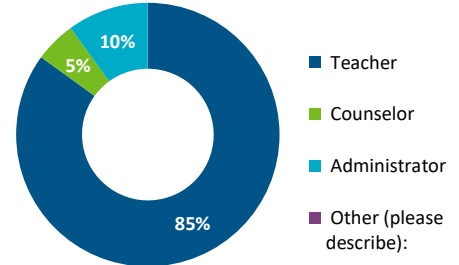
When you attended college, were you a first-generation college student?



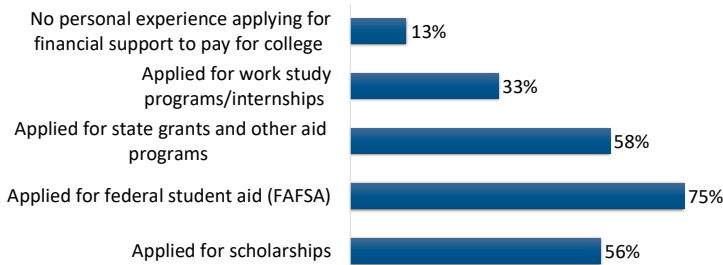
Are you a GEAR UP site coordinator?



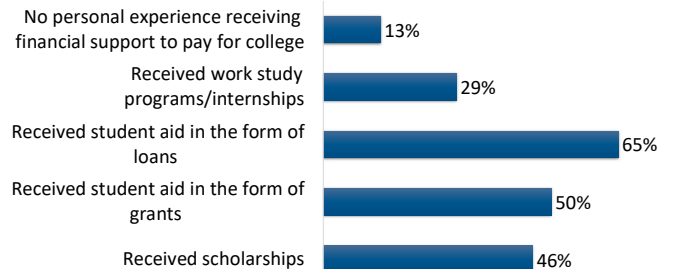
What is your current primary position at your school?



What has been your personal experience applying for financing for postsecondary education?*

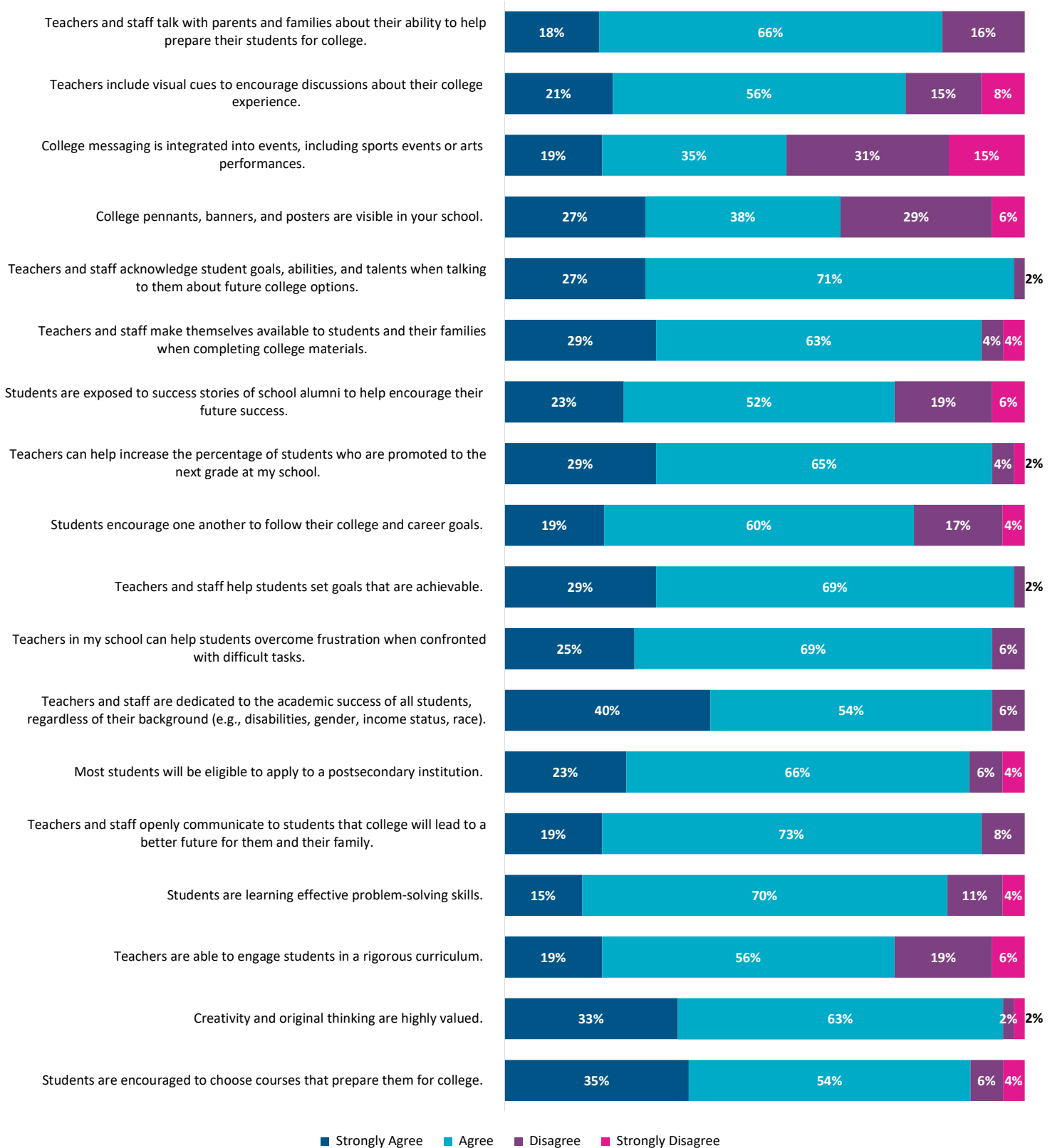


What has been your personal experience receiving financing for postsecondary education?*

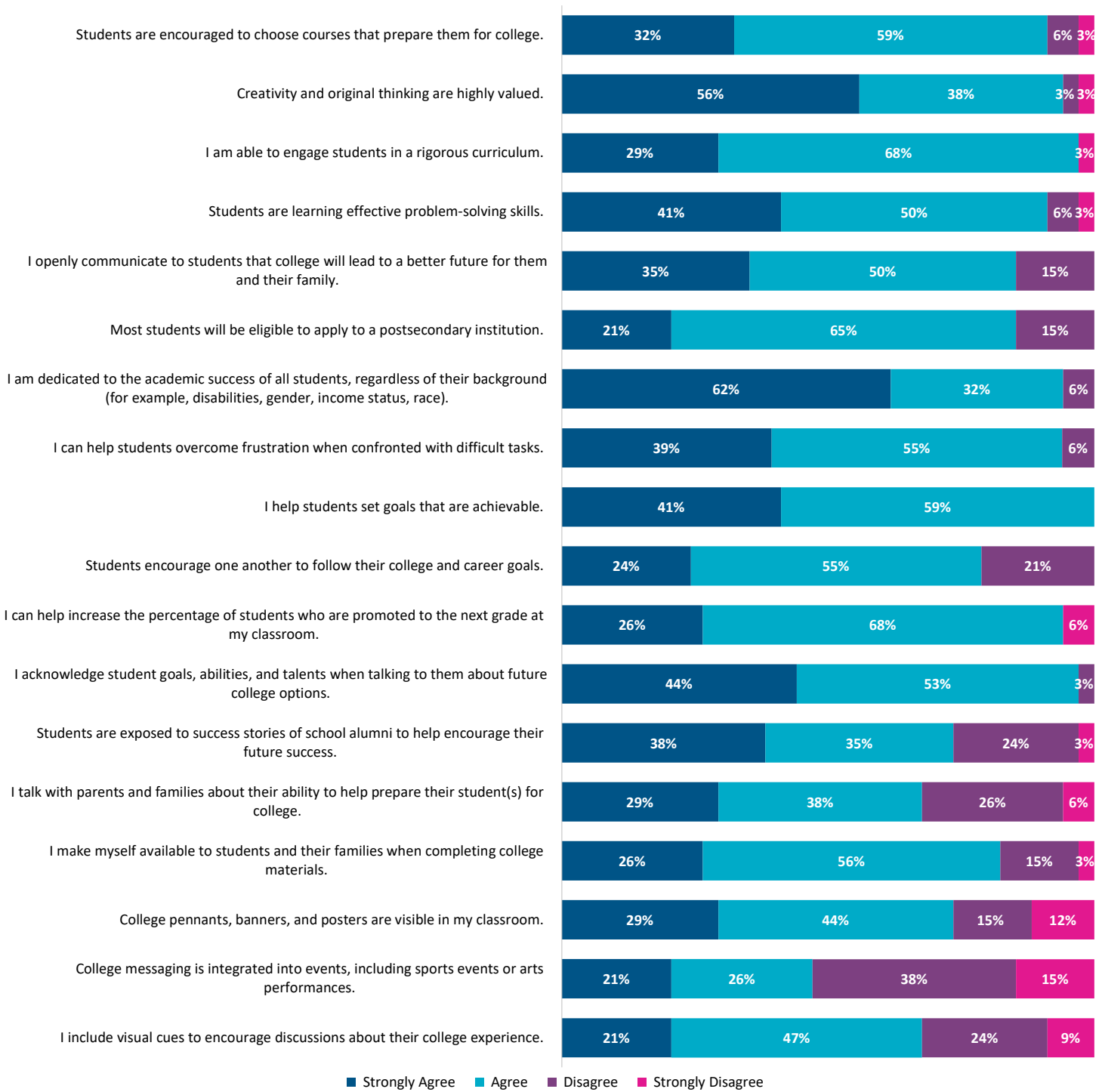


Section 2: School Culture

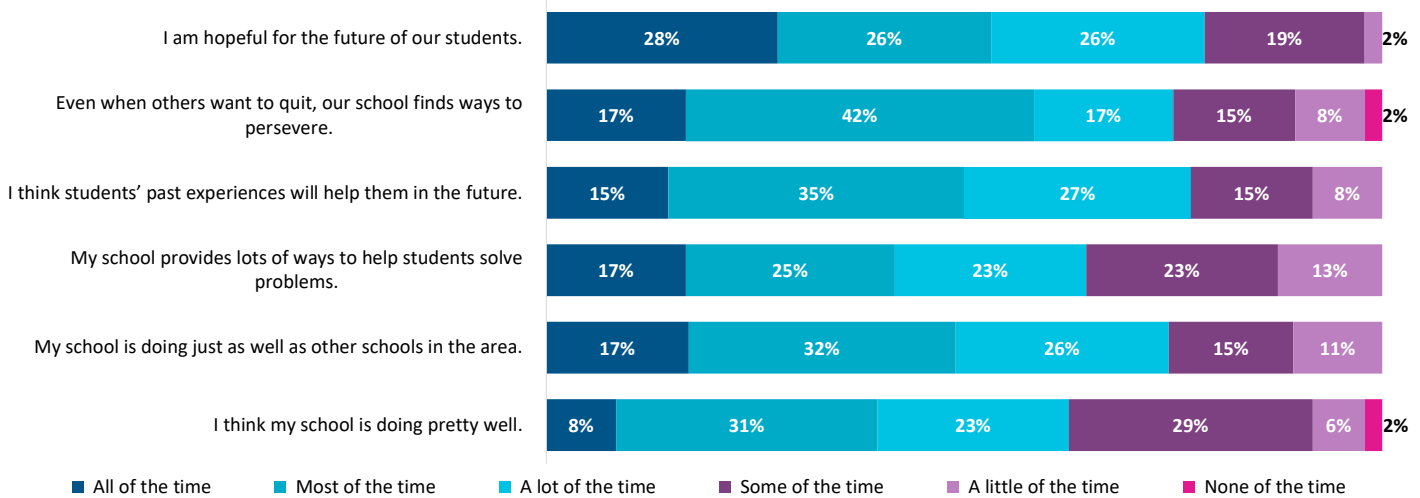
Please rate your level of agreement with each statement as it reflects YOUR SCHOOL:



Teachers only: Please rate your level of agreement with each statement as it reflects YOUR CLASSROOM:

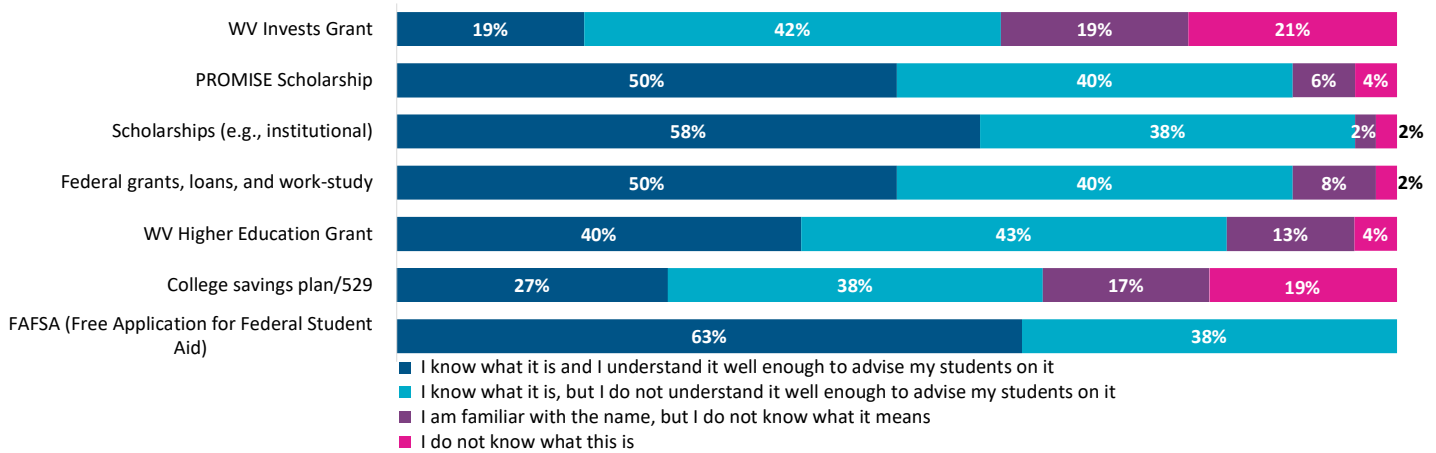


Please read the following sentences below and think about how your school is doing in most situations.

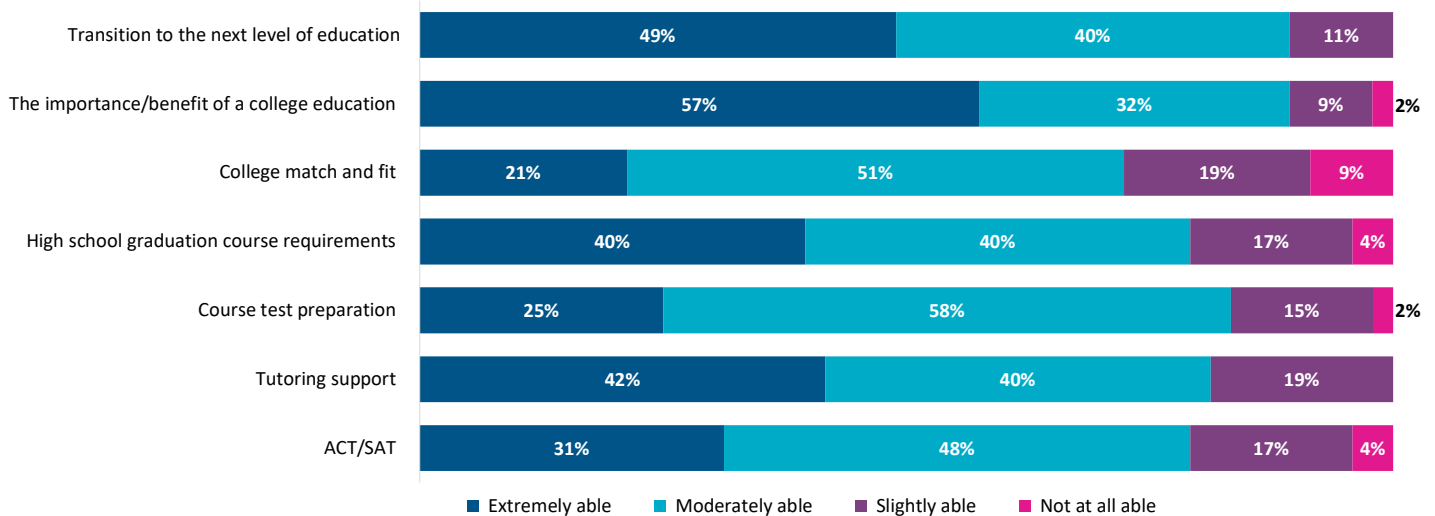


Section 3: College and Financial Aid Knowledge

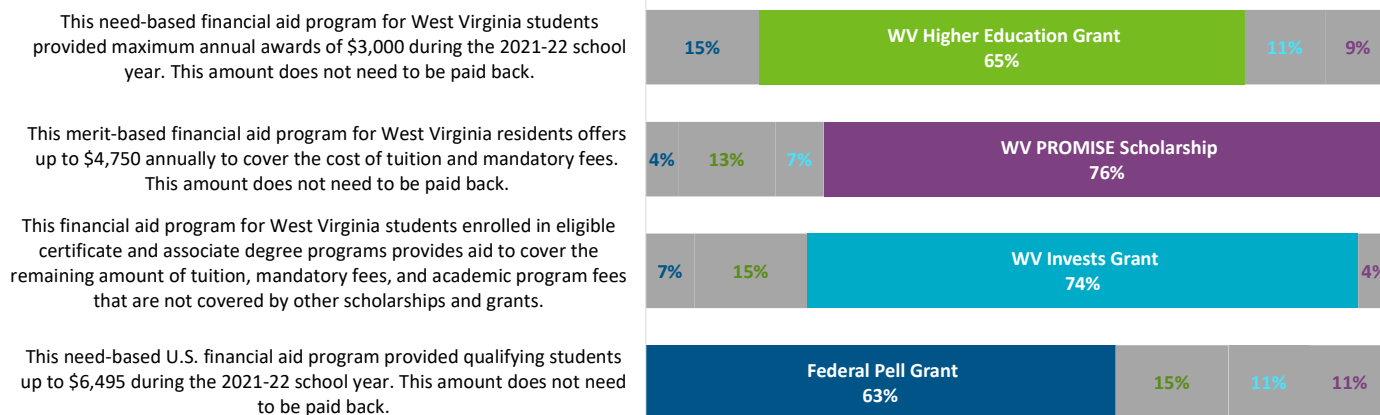
Please rate your level of knowledge about each of the following programs that students and families can use to pay for college.



Please rate your ability to assist students and their families in understanding the following topics.

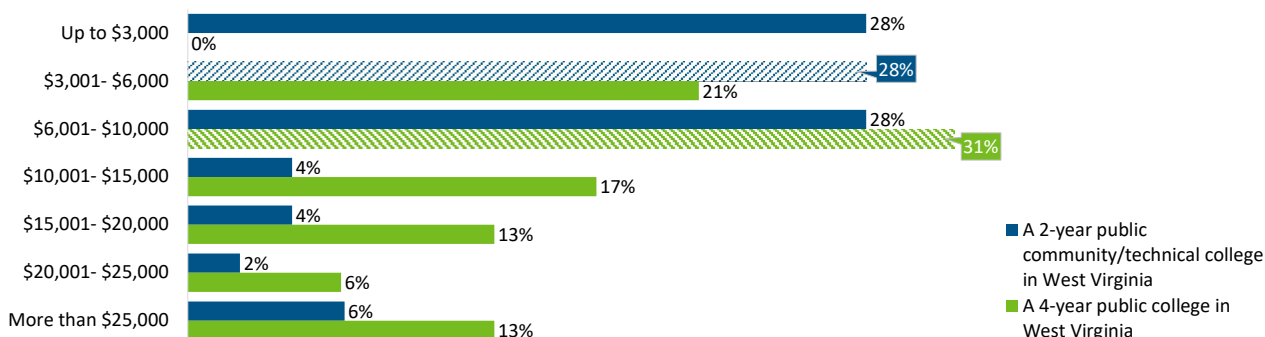


Financial aid programs available to West Virginia Students[^]



[^]The correct responses are indicated by the color filled bar.

On average, how much do you think it costs for one year of in-state tuition to attend the following college options in West Virginia? Your estimate should not include the cost of food, housing, or books. [^]



[^]The correct responses are indicated by pattern filled bar.

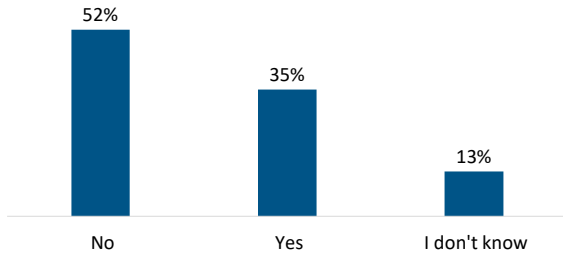
Section 4: College Readiness and/or GEAR UP Involvement

Please select to what extent your school promotes each of the following activities. Then, please indicate whether you have been involved in that activity (e.g., as a participant, activity organizer).

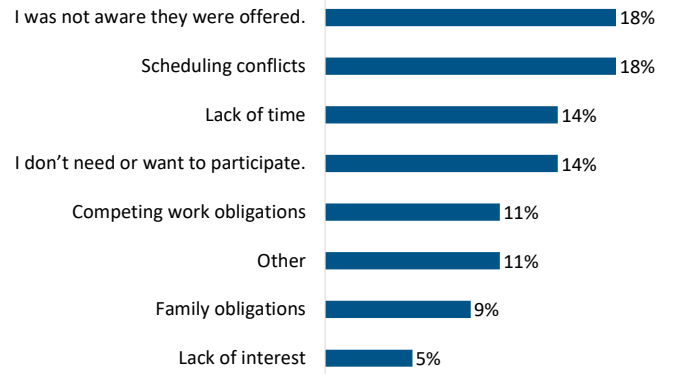
| | extent your school promotes each of the following activities | | | | been involved in that activity | |
|--------------------------------------------------------|--------------------------------------------------------------|------------|----------|------------|--------------------------------|-----|
| | Extremely | Moderately | Slightly | Not at all | No | Yes |
| Academic planning/career advising | 23% | 49% | 11% | 17% | 48% | 52% |
| Academic/tutoring support | 26% | 47% | 21% | 6% | 43% | 57% |
| ACT/SAT preparation | 19% | 40% | 15% | 26% | 54% | 46% |
| Assistance with completing financial aid forms (FAFSA) | 43% | 28% | 6% | 23% | 64% | 36% |
| College Application and Exploration Week | 15% | 40% | 28% | 17% | 57% | 43% |
| College campus visits (including virtual) | 15% | 45% | 32% | 9% | 51% | 49% |
| College Decision Day and/or other acceptance events | 11% | 30% | 28% | 32% | 65% | 35% |
| Credit recovery, AP, and dual credit opportunities | 41% | 30% | 11% | 17% | 58% | 42% |
| Financial literacy workshops | 11% | 47% | 21% | 21% | 76% | 24% |
| Mentoring programs (e.g., Student Success Society) | 11% | 34% | 34% | 21% | 73% | 27% |
| One-on-one advising with students | 34% | 47% | 11% | 9% | 43% | 57% |
| Parent/family peer networks | 4% | 43% | 36% | 17% | 62% | 38% |
| Professional development | 28% | 46% | 17% | 9% | 46% | 54% |
| Summer activities (e.g., Student Leadership Academy) | 9% | 32% | 36% | 23% | 76% | 24% |
| Text 4 Success initiative | 4% | 24% | 24% | 48% | 90% | 10% |

Note: Blue column percentages are based on those respondents who indicated promotion of an activity. Pink column percentages are based on those respondents who indicated they were involved in an activity.

Have you ever participated in GEAR UP-sponsored activities or received support through GEAR UP?



If you did not participate in one or more of these activities/services, why not?*



Final Note: Additional questions from the personnel survey that were only for site coordinators are not included in this report to protect their anonymity.



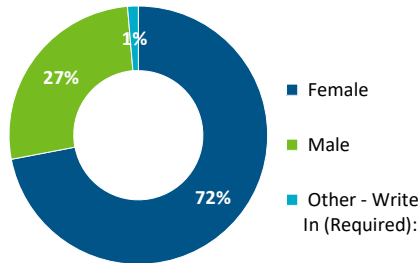
| | |
|------------------------------------|-----|
| County-Level Response Rate: | |
| Estimated School Personnel | 202 |
| Surveys Received | 75 |
| Response Rate | 37% |

| | |
|--------------|--------------------------------|
| School Name: | Lincoln County |
| Survey Type: | School Personnel Survey Report |

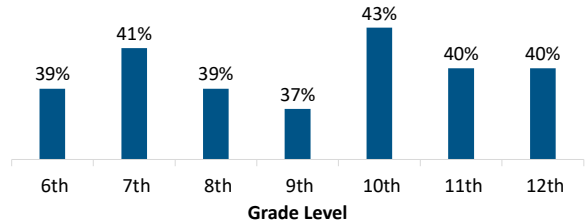
Note: Throughout this report, all percentages are rounded to the nearest whole number; amounts lower than 0.5% are rounded down to 0%. An asterick indicates a select all that apply question; amounts may exceed 100%.

Section 1: About Yourself

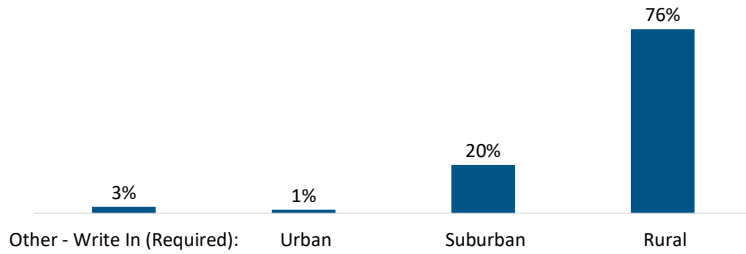
What is your gender?



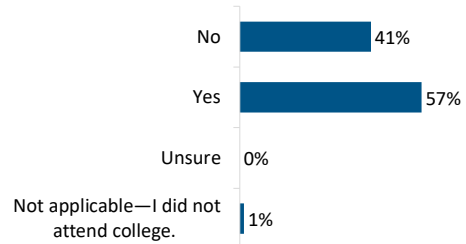
What current grade level(s) do you serve?*



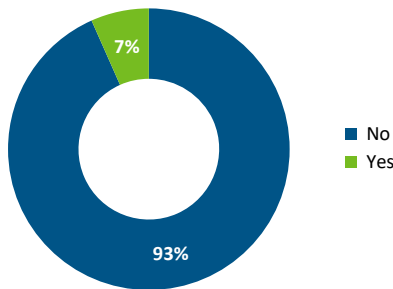
What type of community did you grow up in?



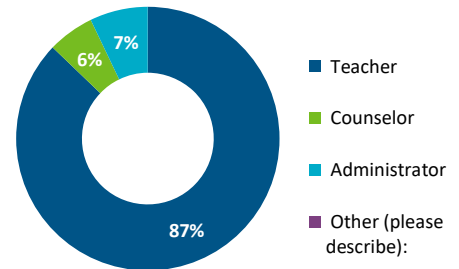
When you attended college, were you a first-generation college student?



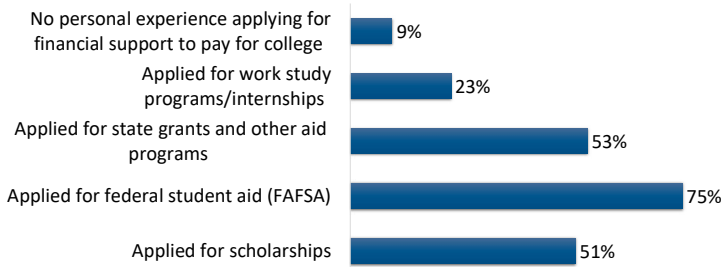
Are you a GEAR UP site coordinator?



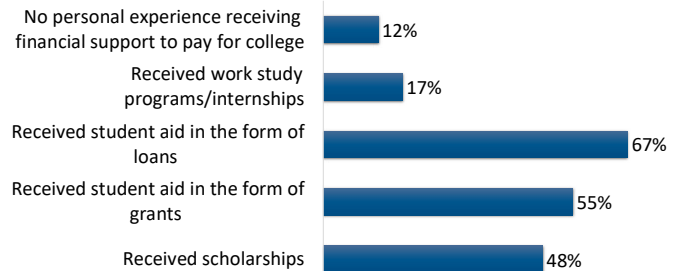
What is your current primary position at your school?



What has been your personal experience applying for financing for postsecondary education?*

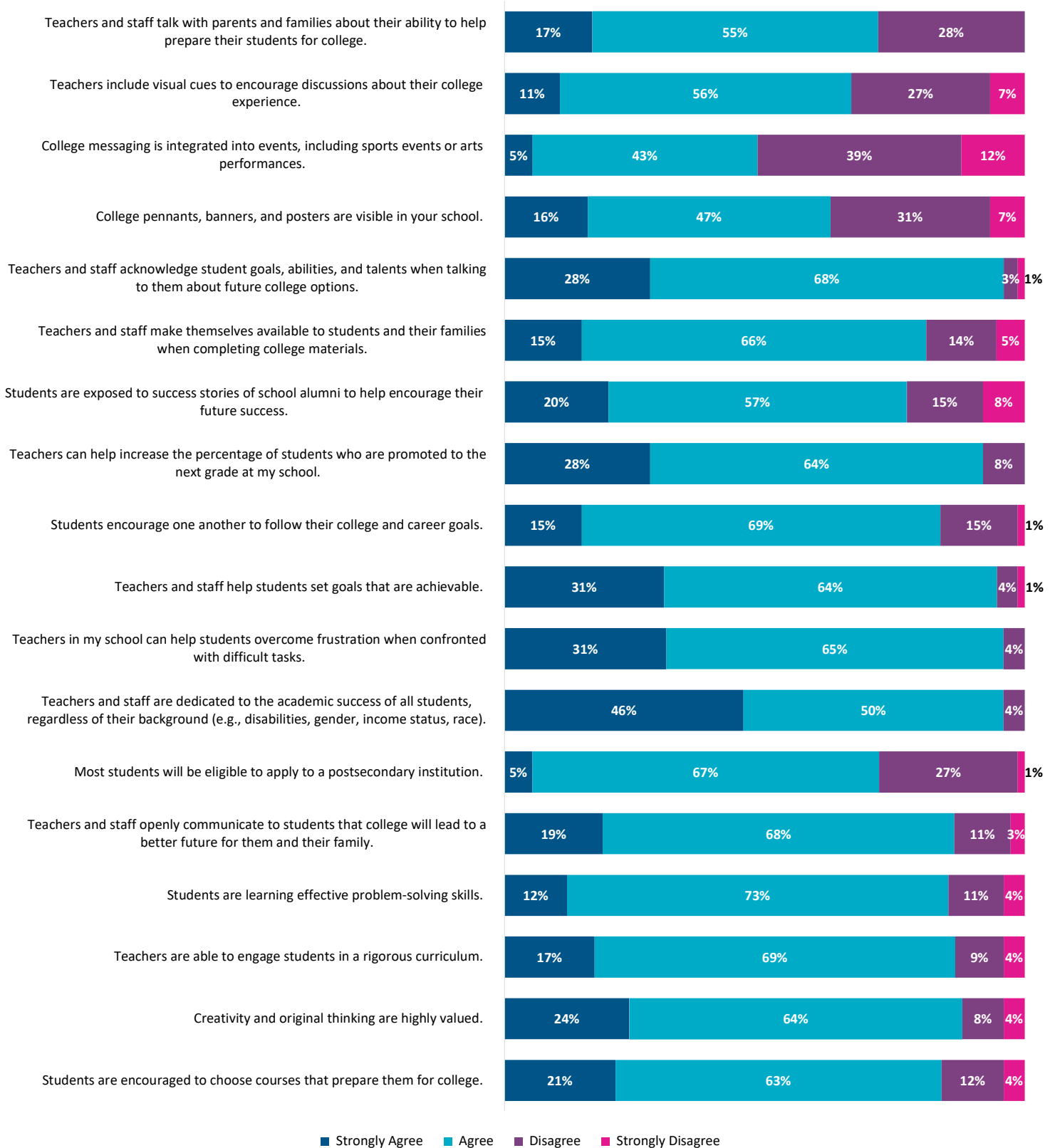


What has been your personal experience receiving financing for postsecondary education?*

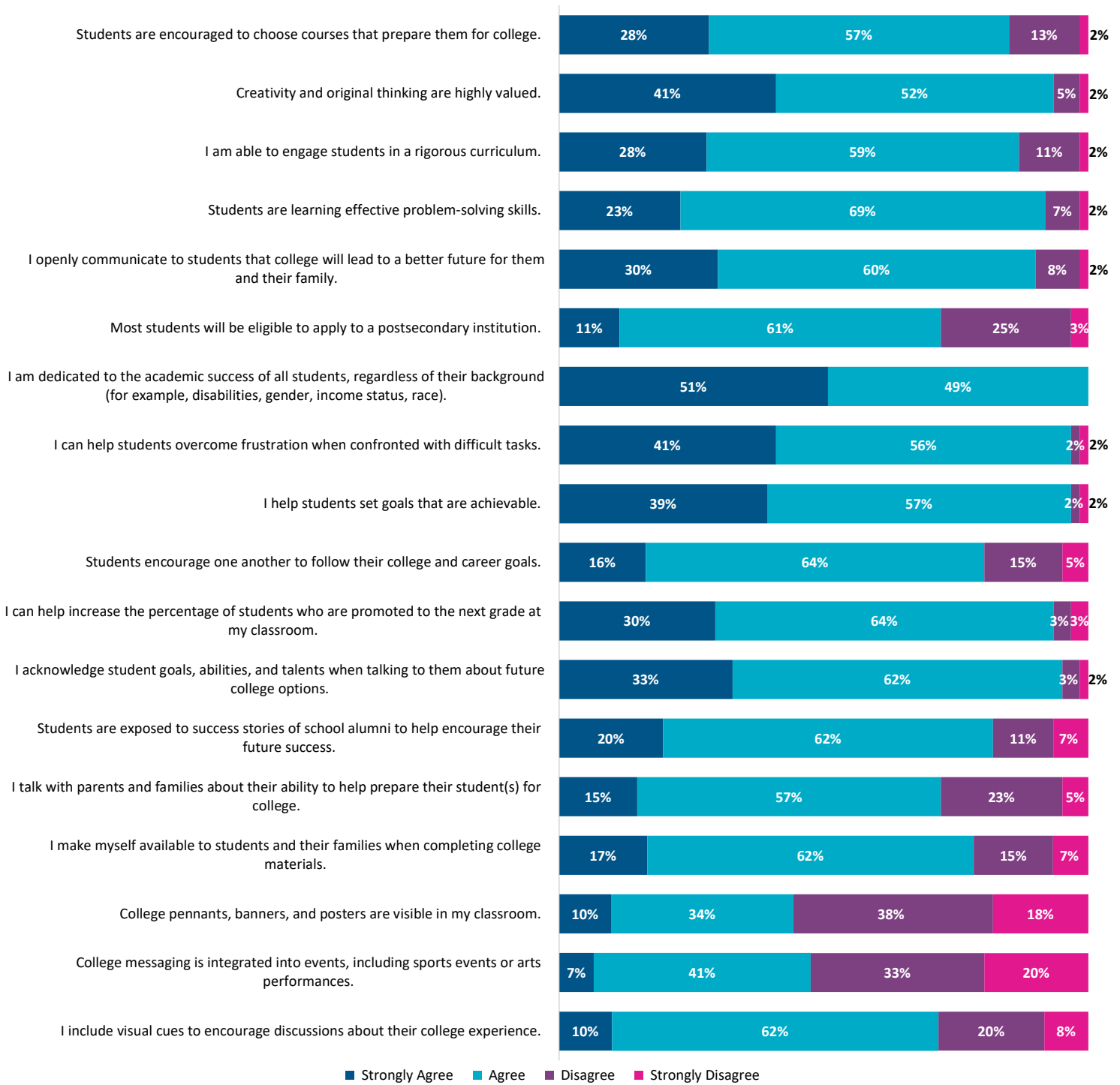


Section 2: School Culture

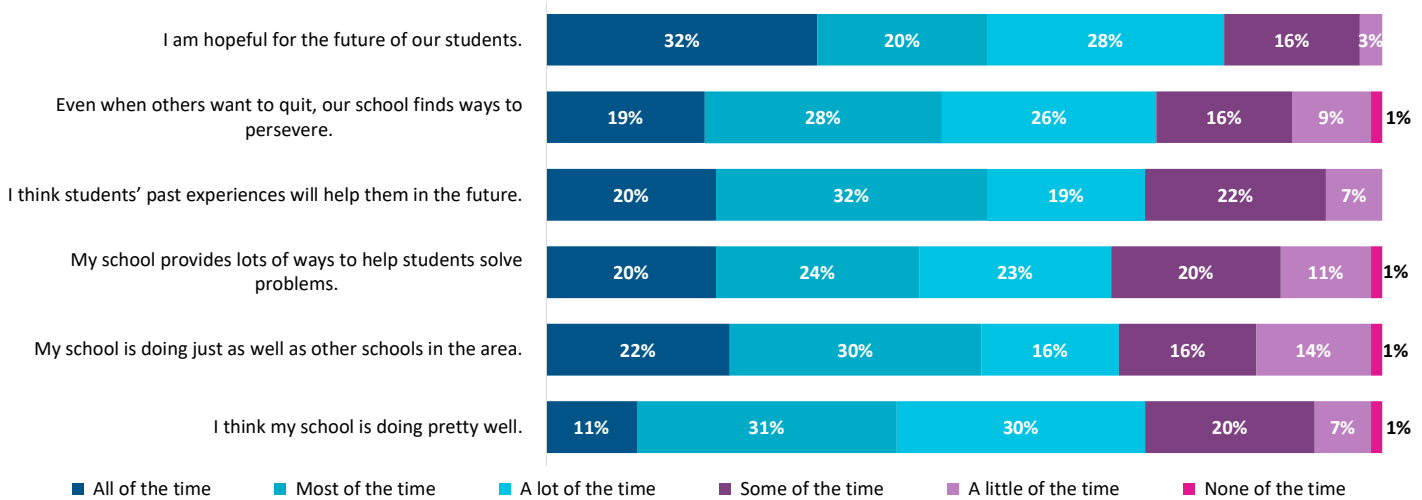
Please rate your level of agreement with each statement as it reflects YOUR SCHOOL:



Teachers only: Please rate your level of agreement with each statement as it reflects YOUR CLASSROOM:

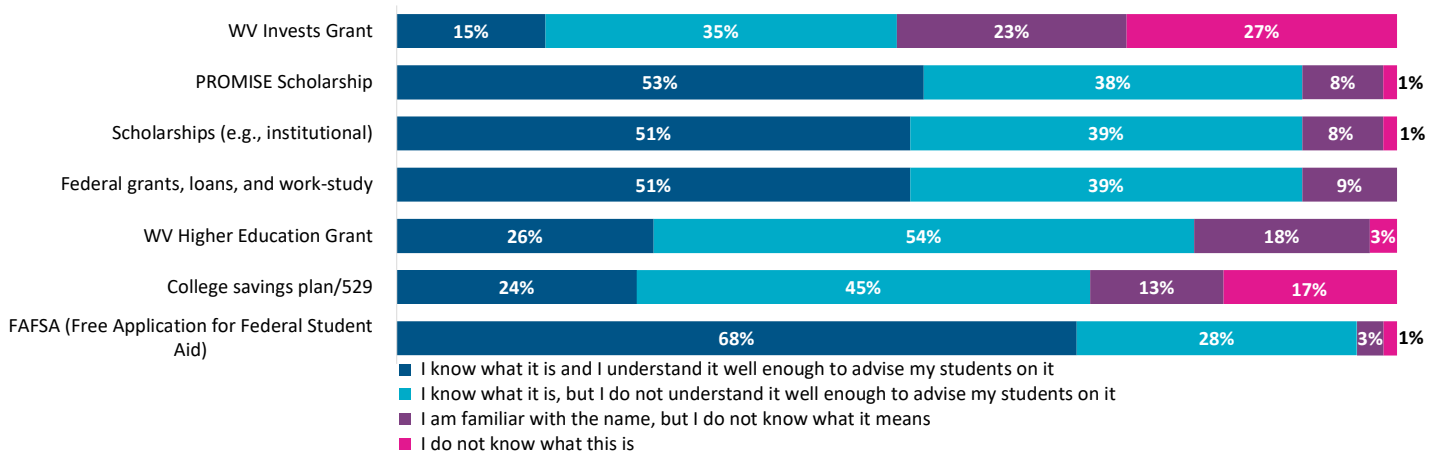


Please read the following sentences below and think about how your school is doing in most situations.

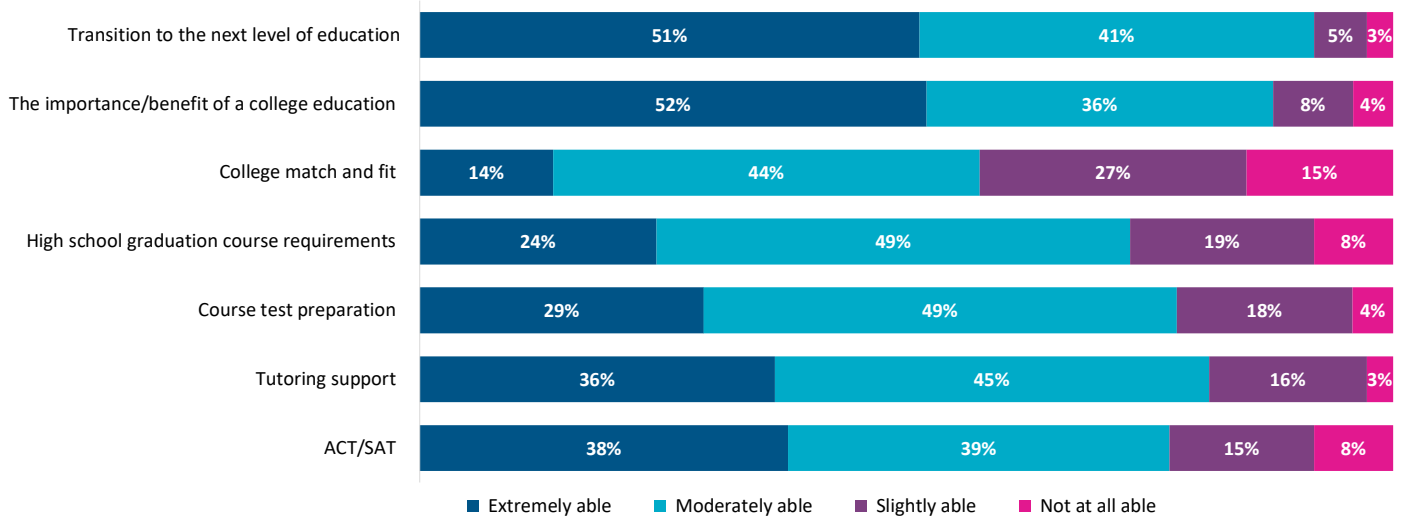


Section 3: College and Financial Aid Knowledge

Please rate your level of knowledge about each of the following programs that students and families can use to pay for college.

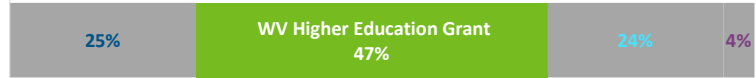


Please rate your ability to assist students and their families in understanding the following topics.



Financial aid programs available to West Virginia Students[^]

This need-based financial aid program for West Virginia students provided maximum annual awards of \$3,000 during the 2021-22 school year. This amount does not need to be paid back.



This merit-based financial aid program for West Virginia residents offers up to \$4,750 annually to cover the cost of tuition and mandatory fees. This amount does not need to be paid back.



This financial aid program for West Virginia students enrolled in eligible certificate and associate degree programs provides aid to cover the remaining amount of tuition, mandatory fees, and academic program fees that are not covered by other scholarships and grants.

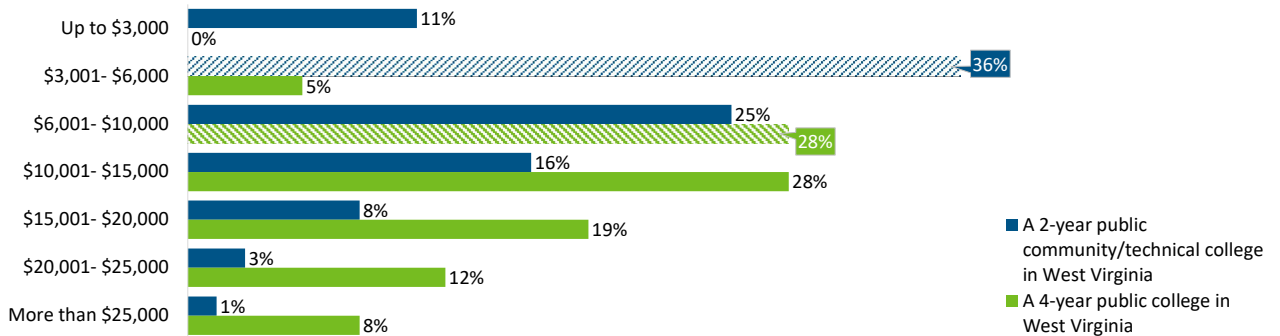


This need-based U.S. financial aid program provided qualifying students up to \$6,495 during the 2021-22 school year. This amount does not need to be paid back.



[^]The correct responses are indicated by the color filled bar.

On average, how much do you think it costs for one year of in-state tuition to attend the following college options in West Virginia? Your estimate should not include the cost of food, housing, or books. [^]



[^]The correct responses are indicated by pattern filled bar.

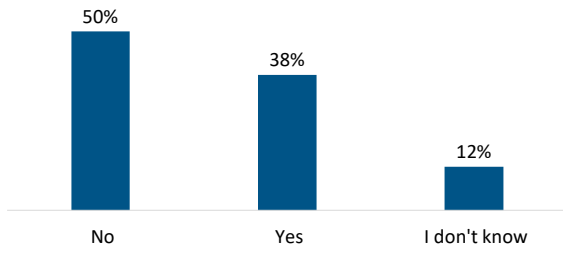
Section 4: College Readiness and/or GEAR UP Involvement

Please select to what extent your school promotes each of the following activities. Then, please indicate whether you have been involved in that activity (e.g., as a participant, activity organizer).

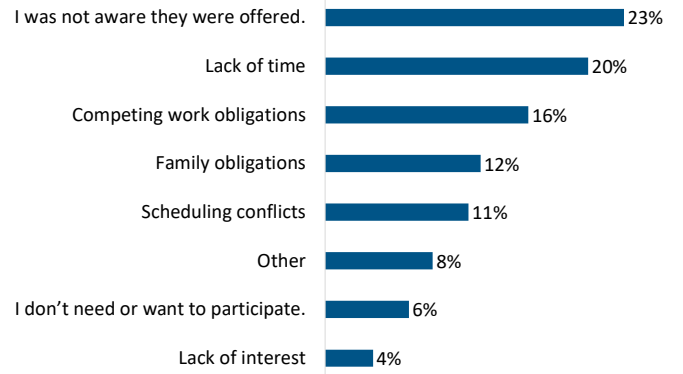
| | extent your school promotes each of the following activities | | | | been involved in that activity | |
|--------------------------------------------------------|--------------------------------------------------------------|------------|----------|------------|--------------------------------|-----|
| | Extremely | Moderately | Slightly | Not at all | No | Yes |
| Academic planning/career advising | 16% | 48% | 23% | 12% | 48% | 52% |
| Academic/tutoring support | 23% | 44% | 27% | 5% | 43% | 57% |
| ACT/SAT preparation | 30% | 27% | 18% | 26% | 54% | 46% |
| Assistance with completing financial aid forms (FAFSA) | 29% | 20% | 17% | 33% | 64% | 36% |
| College Application and Exploration Week | 22% | 36% | 22% | 20% | 57% | 43% |
| College campus visits (including virtual) | 26% | 36% | 22% | 16% | 51% | 49% |
| College Decision Day and/or other acceptance events | 16% | 28% | 25% | 31% | 65% | 35% |
| Credit recovery, AP, and dual credit opportunities | 26% | 30% | 16% | 27% | 58% | 42% |
| Financial literacy workshops | 11% | 32% | 23% | 34% | 76% | 24% |
| Mentoring programs (e.g., Student Success Society) | 5% | 37% | 27% | 30% | 73% | 27% |
| One-on-one advising with students | 19% | 48% | 23% | 11% | 43% | 57% |
| Parent/family peer networks | 10% | 48% | 29% | 14% | 62% | 38% |
| Professional development | 15% | 53% | 16% | 15% | 46% | 54% |
| Summer activities (e.g., Student Leadership Academy) | 12% | 47% | 23% | 18% | 76% | 24% |
| Text 4 Success initiative | 7% | 19% | 22% | 51% | 90% | 10% |

Note: Blue column percentages are based on those respondents who indicated promotion of an activity. Pink column percentages are based on those respondents who indicated they were involved in an activity.

Have you ever participated in GEAR UP-sponsored activities or received support through GEAR UP?



If you did not participate in one or more of these activities/services, why not?*



Final Note: Additional questions from the personnel survey that were only for site coordinators are not included in this report to protect their anonymity.



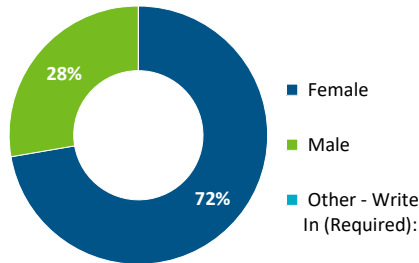
| | |
|------------------------------------|-----|
| County-Level Response Rate: | |
| Estimated School Personnel | 245 |
| Surveys Received | 112 |
| Response Rate | 46% |

| | |
|--------------|--------------------------------|
| School Name: | Logan County |
| Survey Type: | School Personnel Survey Report |

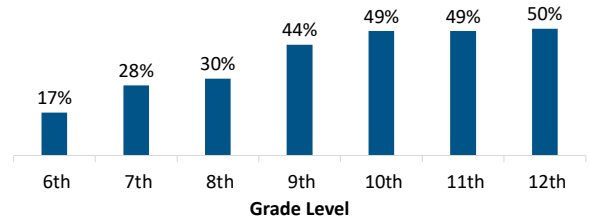
Note: Throughout this report, all percentages are rounded to the nearest whole number; amounts lower than 0.5% are rounded down to 0%. An asterick indicates a select all that apply question; amounts may exceed 100%.

Section 1: About Yourself

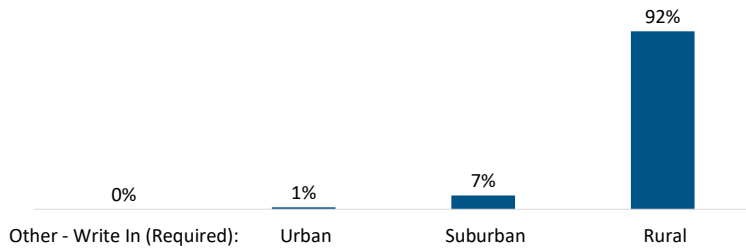
What is your gender?



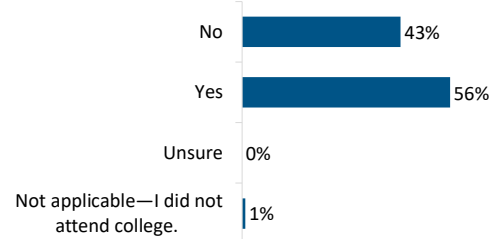
What current grade level(s) do you serve?*



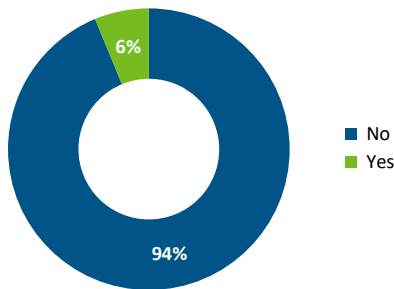
What type of community did you grow up in?



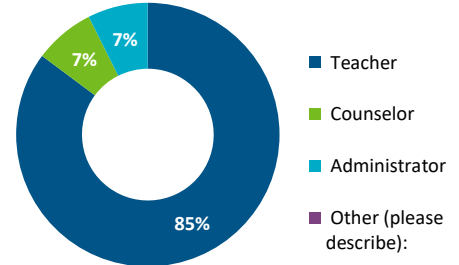
When you attended college, were you a first-generation college student?



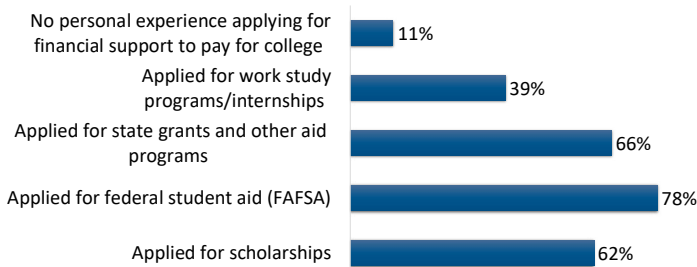
Are you a GEAR UP site coordinator?



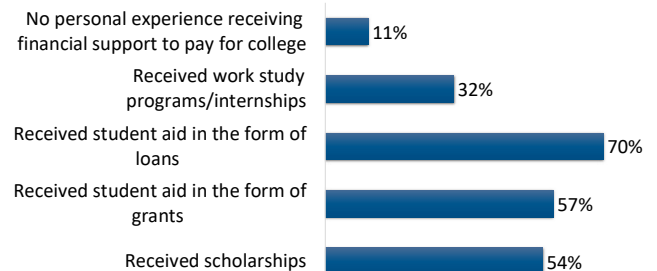
What is your current primary position at your school?



What has been your personal experience applying for financing for postsecondary education?*

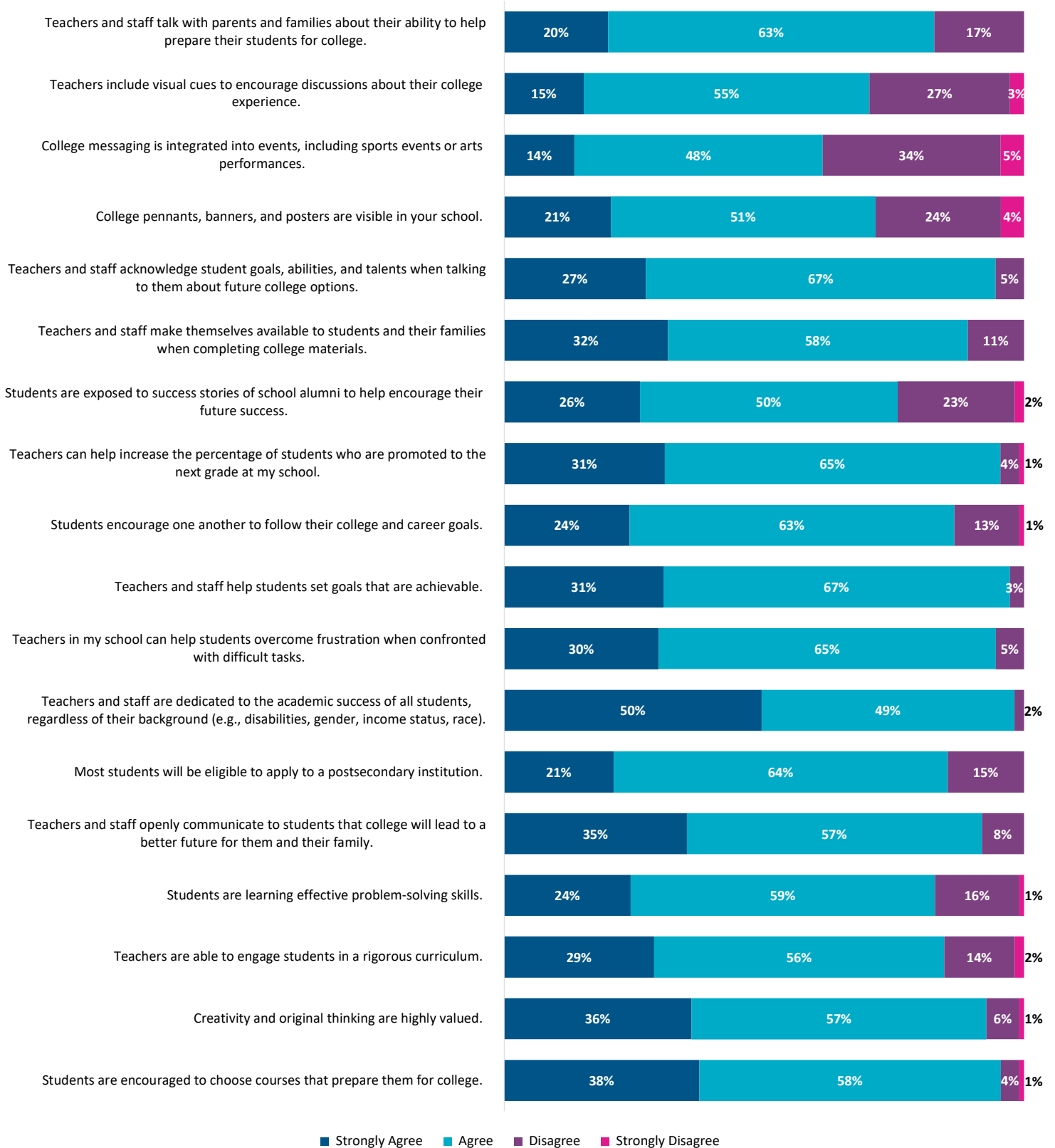


What has been your personal experience receiving financing for postsecondary education?*

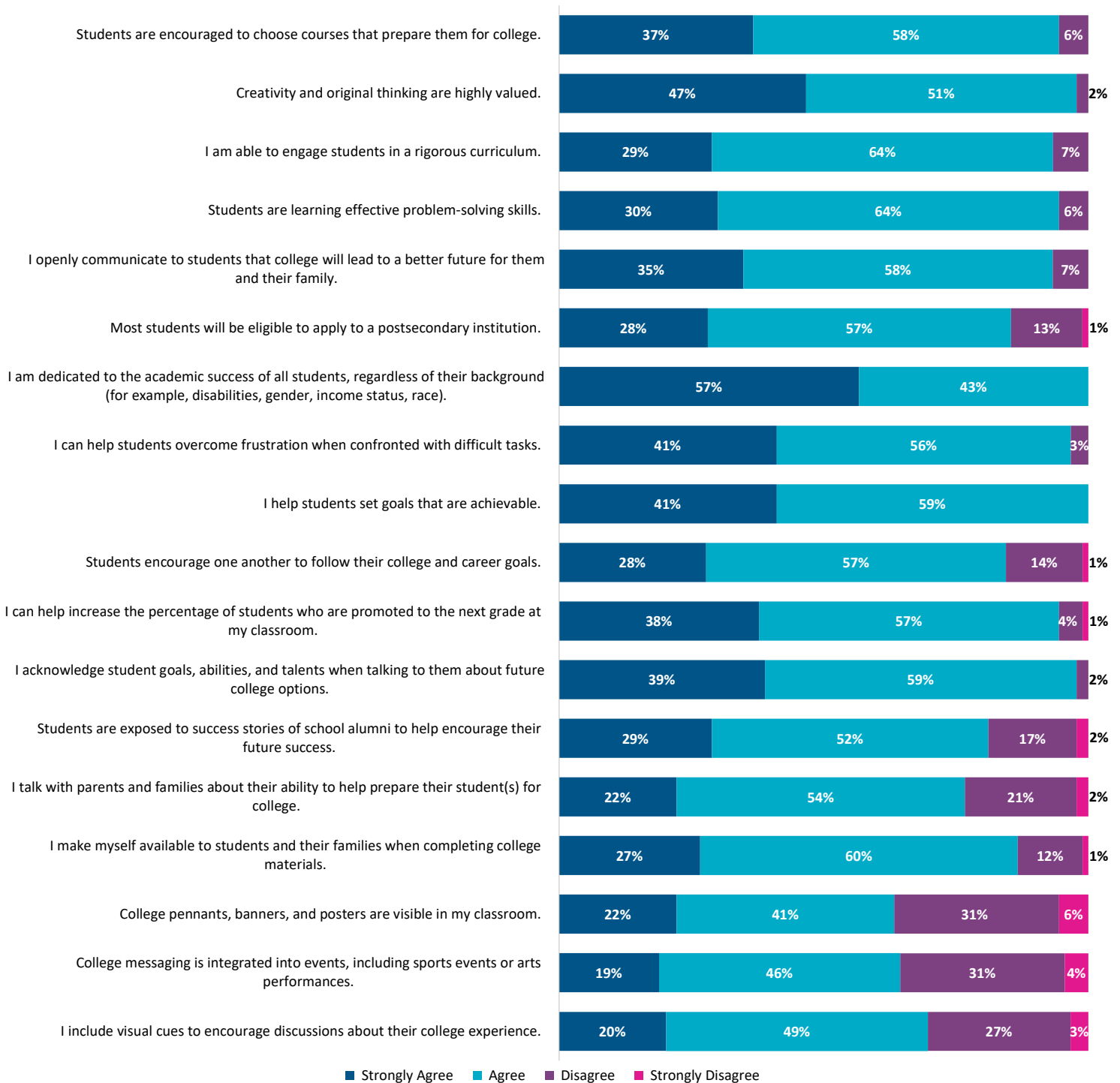


Section 2: School Culture

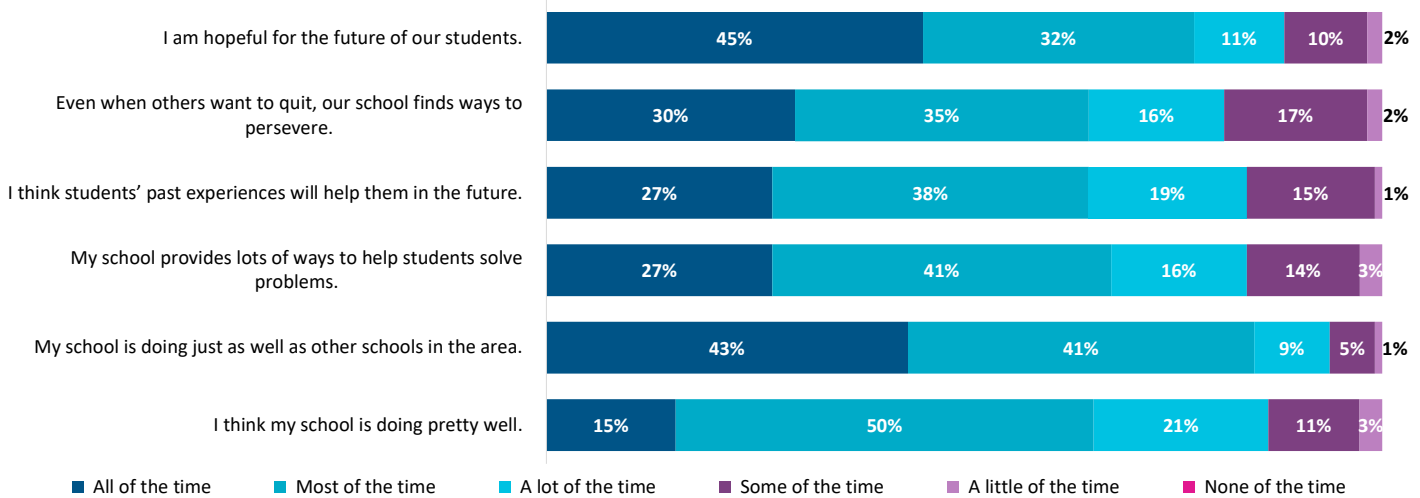
Please rate your level of agreement with each statement as it reflects YOUR SCHOOL:



Teachers only: Please rate your level of agreement with each statement as it reflects YOUR CLASSROOM:

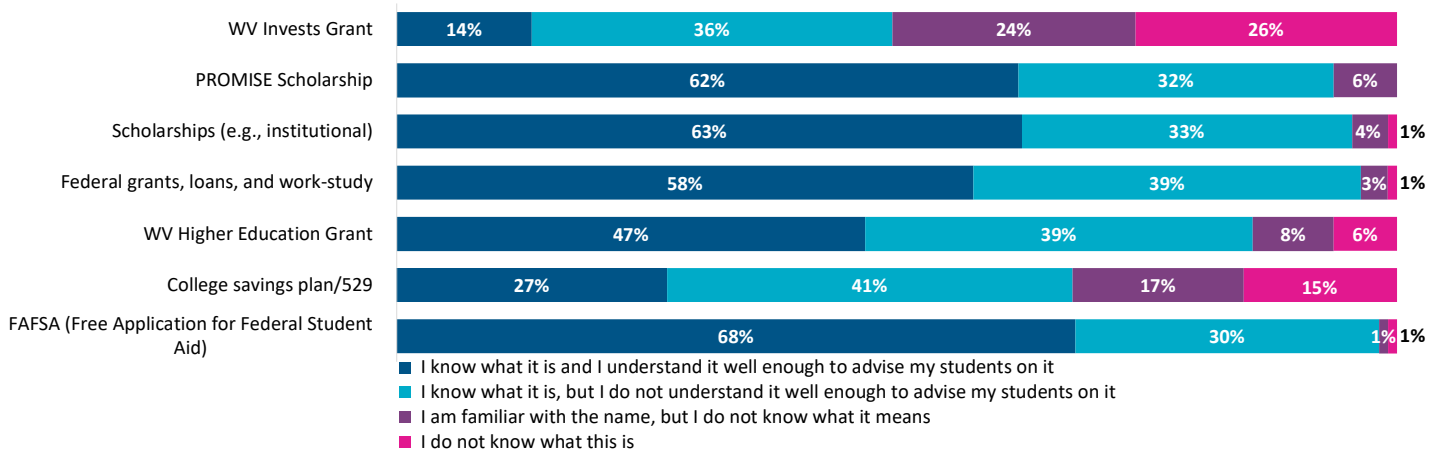


Please read the following sentences below and think about how your school is doing in most situations.

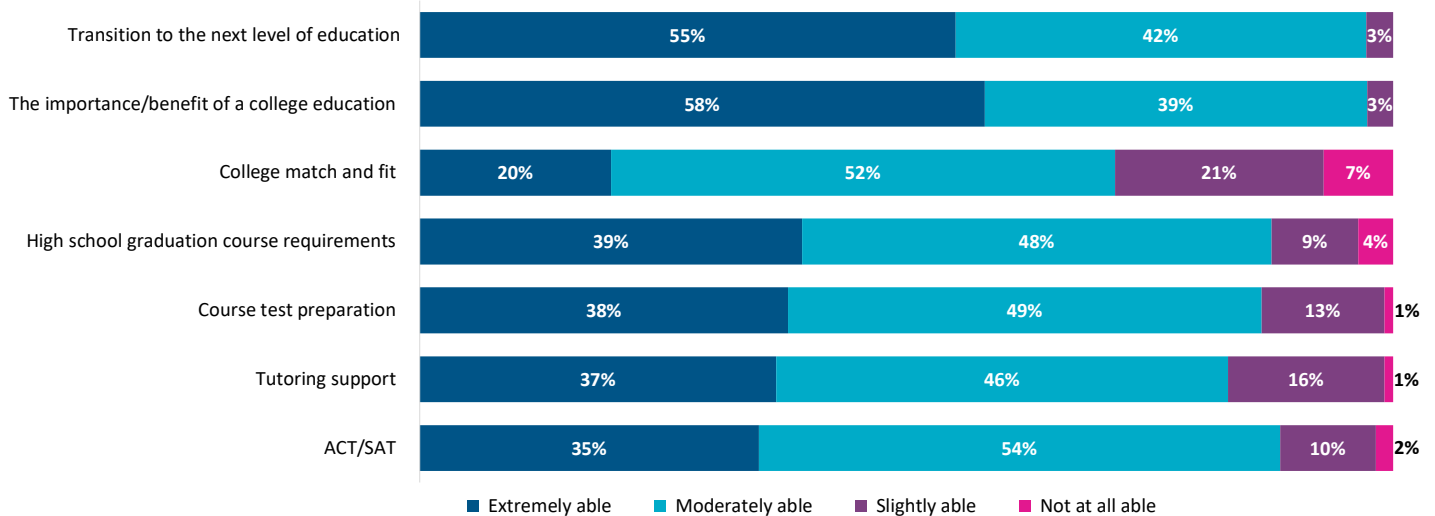


Section 3: College and Financial Aid Knowledge

Please rate your level of knowledge about each of the following programs that students and families can use to pay for college.



Please rate your ability to assist students and their families in understanding the following topics.



Financial aid programs available to West Virginia Students[^]

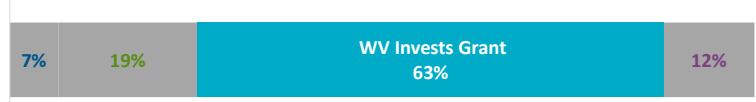
This need-based financial aid program for West Virginia students provided maximum annual awards of \$3,000 during the 2021-22 school year. This amount does not need to be paid back.



This merit-based financial aid program for West Virginia residents offers up to \$4,750 annually to cover the cost of tuition and mandatory fees. This amount does not need to be paid back.



This financial aid program for West Virginia students enrolled in eligible certificate and associate degree programs provides aid to cover the remaining amount of tuition, mandatory fees, and academic program fees that are not covered by other scholarships and grants.

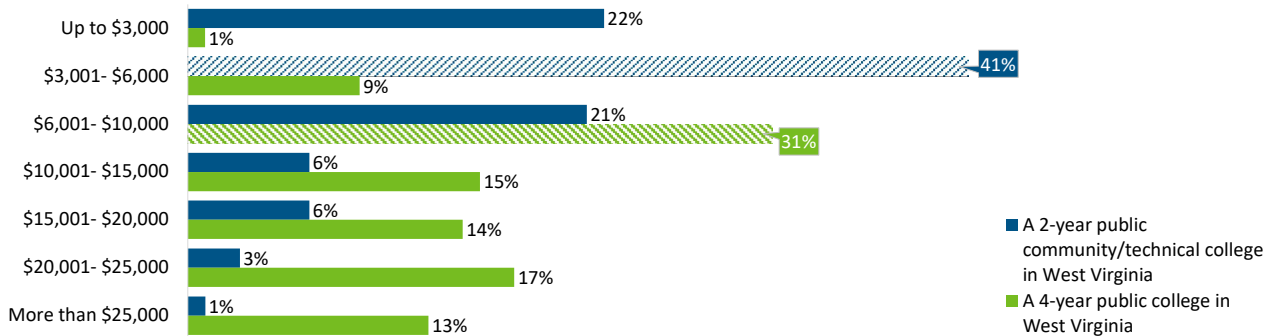


This need-based U.S. financial aid program provided qualifying students up to \$6,495 during the 2021-22 school year. This amount does not need to be paid back.



[^]The correct responses are indicated by the color filled bar.

On average, how much do you think it costs for one year of in-state tuition to attend the following college options in West Virginia? Your estimate should not include the cost of food, housing, or books. [^]



[^]The correct responses are indicated by pattern filled bar.

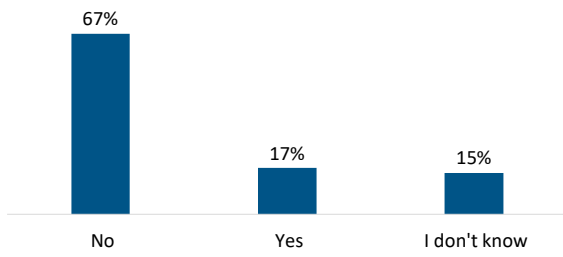
Section 4: College Readiness and/or GEAR UP Involvement

Please select to what extent your school promotes each of the following activities. Then, please indicate whether you have been involved in that activity (e.g., as a participant, activity organizer).

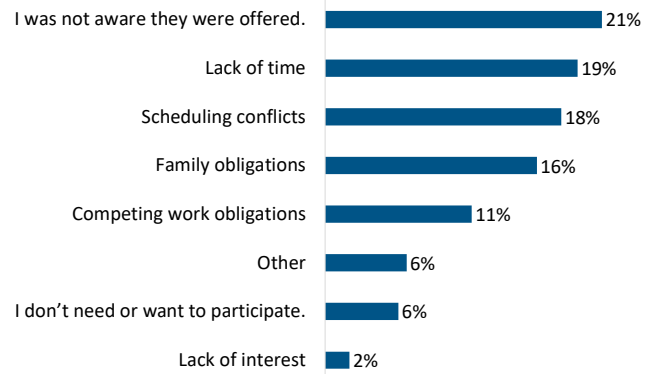
| | extent your school promotes each of the following activities | | | | been involved in that activity | |
|--------------------------------------------------------|--------------------------------------------------------------|------------|----------|------------|--------------------------------|-----|
| | Extremely | Moderately | Slightly | Not at all | No | Yes |
| Academic planning/career advising | 39% | 44% | 13% | 4% | 48% | 52% |
| Academic/tutoring support | 45% | 42% | 10% | 3% | 43% | 57% |
| ACT/SAT preparation | 38% | 32% | 14% | 16% | 54% | 46% |
| Assistance with completing financial aid forms (FAFSA) | 41% | 31% | 10% | 19% | 64% | 36% |
| College Application and Exploration Week | 30% | 40% | 23% | 7% | 57% | 43% |
| College campus visits (including virtual) | 28% | 45% | 19% | 7% | 51% | 49% |
| College Decision Day and/or other acceptance events | 25% | 37% | 15% | 23% | 65% | 35% |
| Credit recovery, AP, and dual credit opportunities | 50% | 26% | 8% | 16% | 58% | 42% |
| Financial literacy workshops | 20% | 41% | 22% | 17% | 76% | 24% |
| Mentoring programs (e.g., Student Success Society) | 25% | 40% | 20% | 15% | 73% | 27% |
| One-on-one advising with students | 35% | 45% | 17% | 3% | 43% | 57% |
| Parent/family peer networks | 26% | 44% | 24% | 6% | 62% | 38% |
| Professional development | 30% | 47% | 17% | 6% | 46% | 54% |
| Summer activities (e.g., Student Leadership Academy) | 29% | 47% | 13% | 11% | 76% | 24% |
| Text 4 Success initiative | 7% | 24% | 14% | 55% | 90% | 10% |

Note: Blue column percentages are based on those respondents who indicated promotion of an activity. Pink column percentages are based on those respondents who indicated they were involved in an activity.

Have you ever participated in GEAR UP-sponsored activities or received support through GEAR UP?



If you did not participate in one or more of these activities/services, why not?*



Final Note: Additional questions from the personnel survey that were only for site coordinators are not included in this report to protect their anonymity.



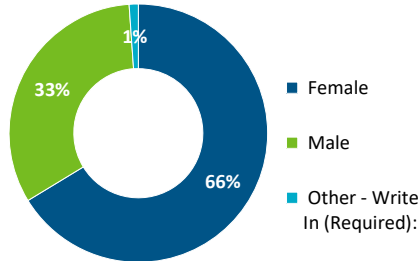
| | |
|------------------------------------|-----|
| County-Level Response Rate: | |
| Estimated School Personnel | 131 |
| Surveys Received | 87 |
| Response Rate | 66% |

| | |
|--------------|--------------------------------|
| School Name: | Mason County |
| Survey Type: | School Personnel Survey Report |

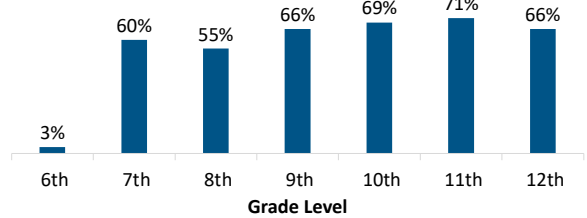
Note: Throughout this report, all percentages are rounded to the nearest whole number; amounts lower than 0.5% are rounded down to 0%. An asterick indicates a select all that apply question; amounts may exceed 100%.

Section 1: About Yourself

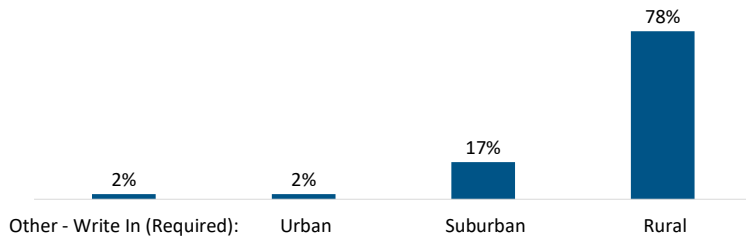
What is your gender?



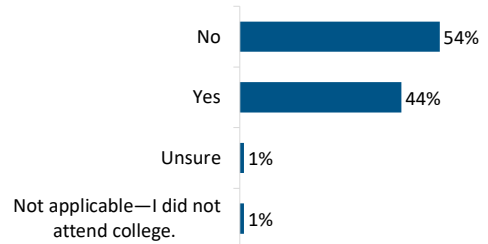
What current grade level(s) do you serve?*



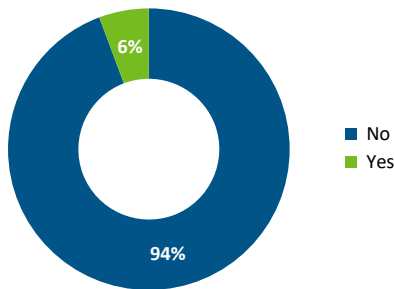
What type of community did you grow up in?



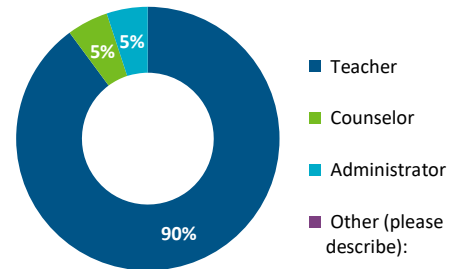
When you attended college, were you a first-generation college student?



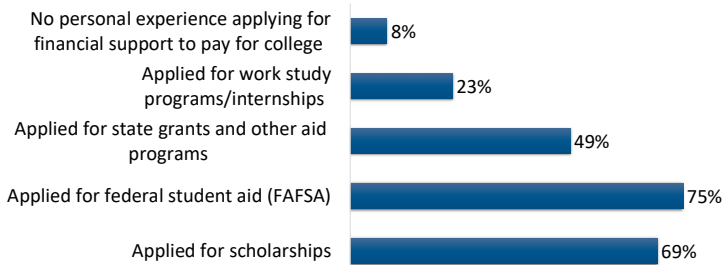
Are you a GEAR UP site coordinator?



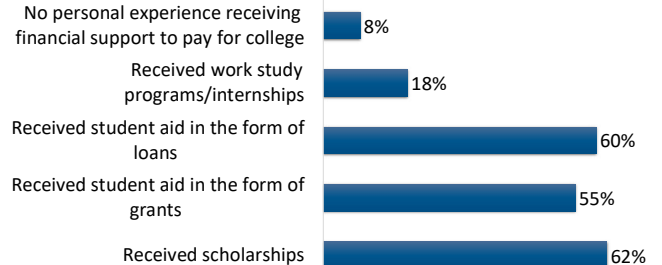
What is your current primary position at your school?



What has been your personal experience applying for financing for postsecondary education?*

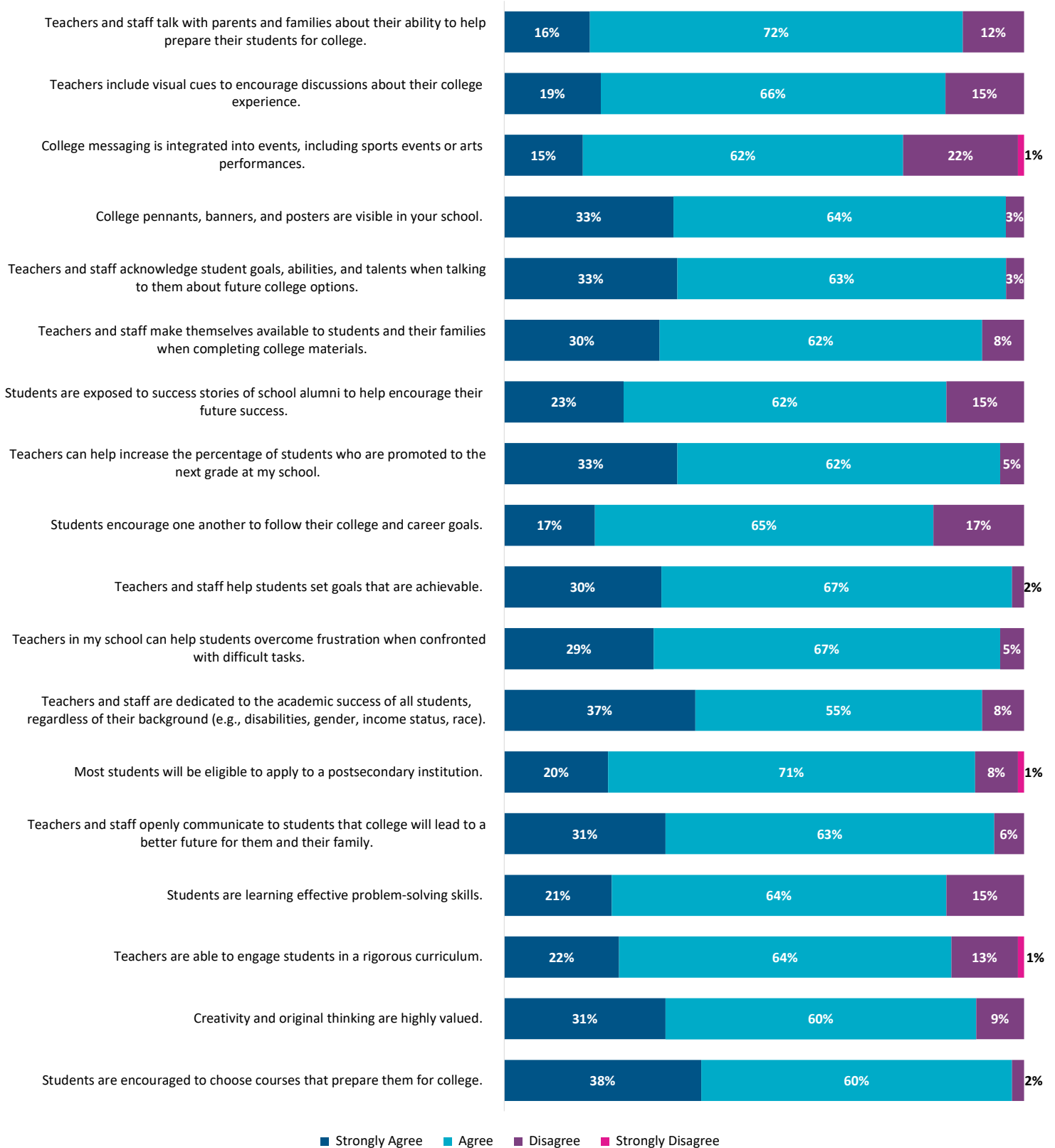


What has been your personal experience receiving financing for postsecondary education?*

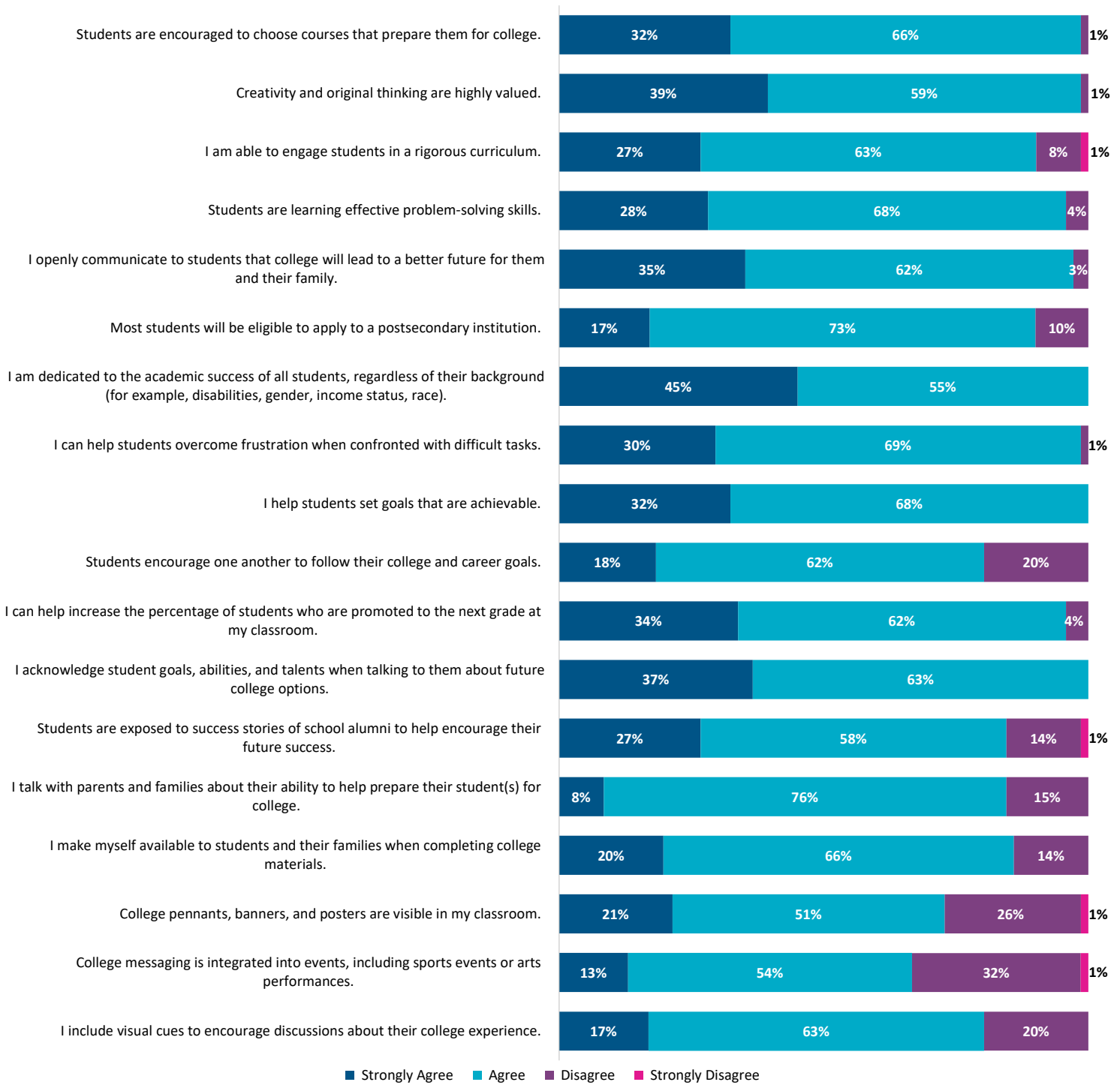


Section 2: School Culture

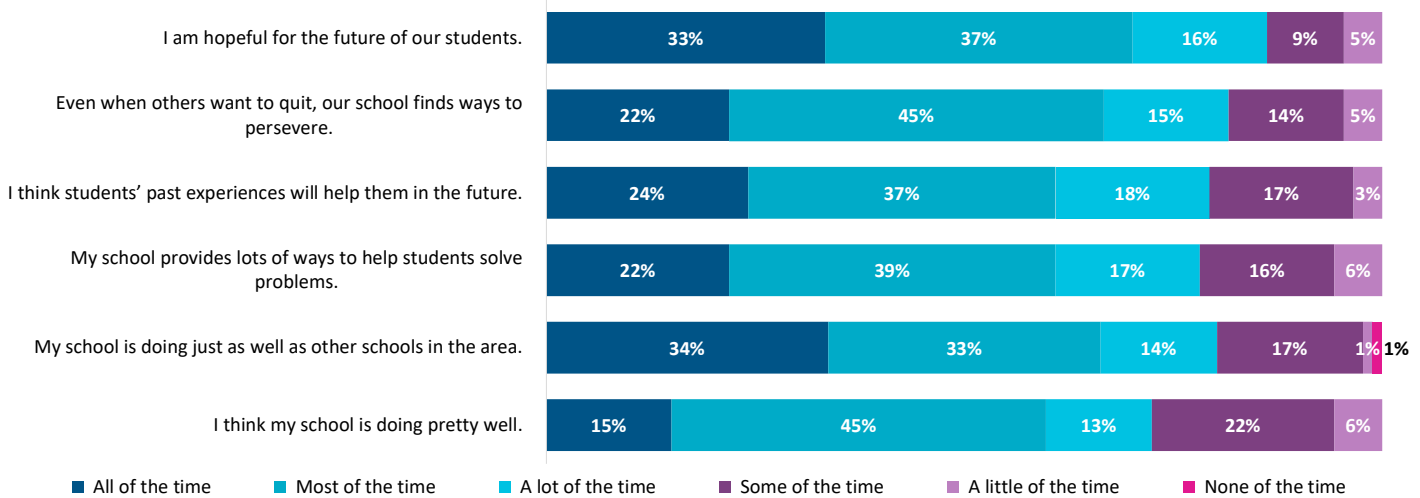
Please rate your level of agreement with each statement as it reflects YOUR SCHOOL:



Teachers only: Please rate your level of agreement with each statement as it reflects YOUR CLASSROOM:

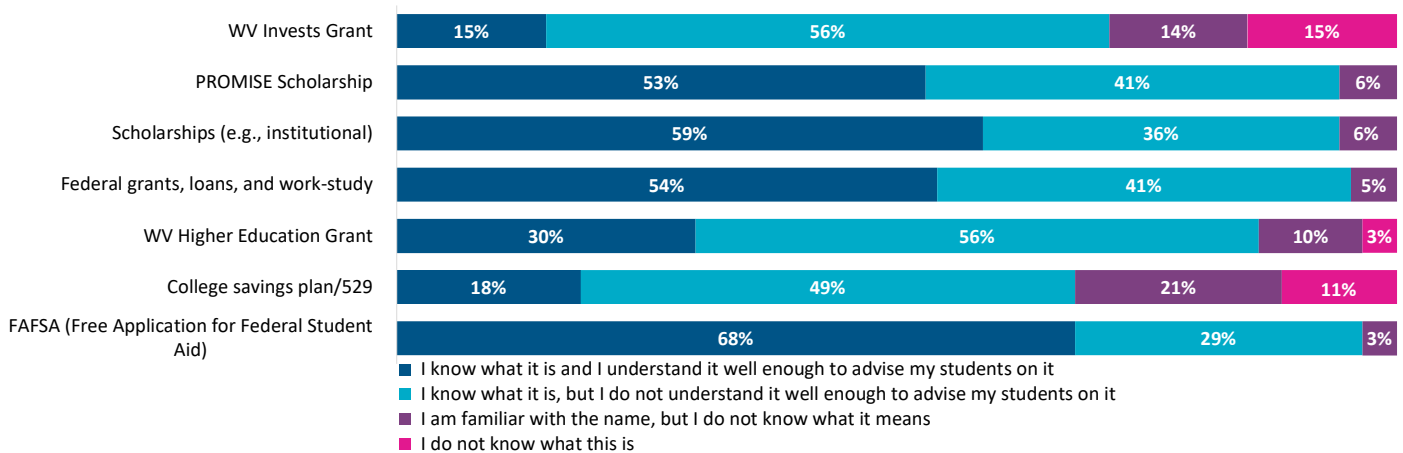


Please read the following sentences below and think about how your school is doing in most situations.

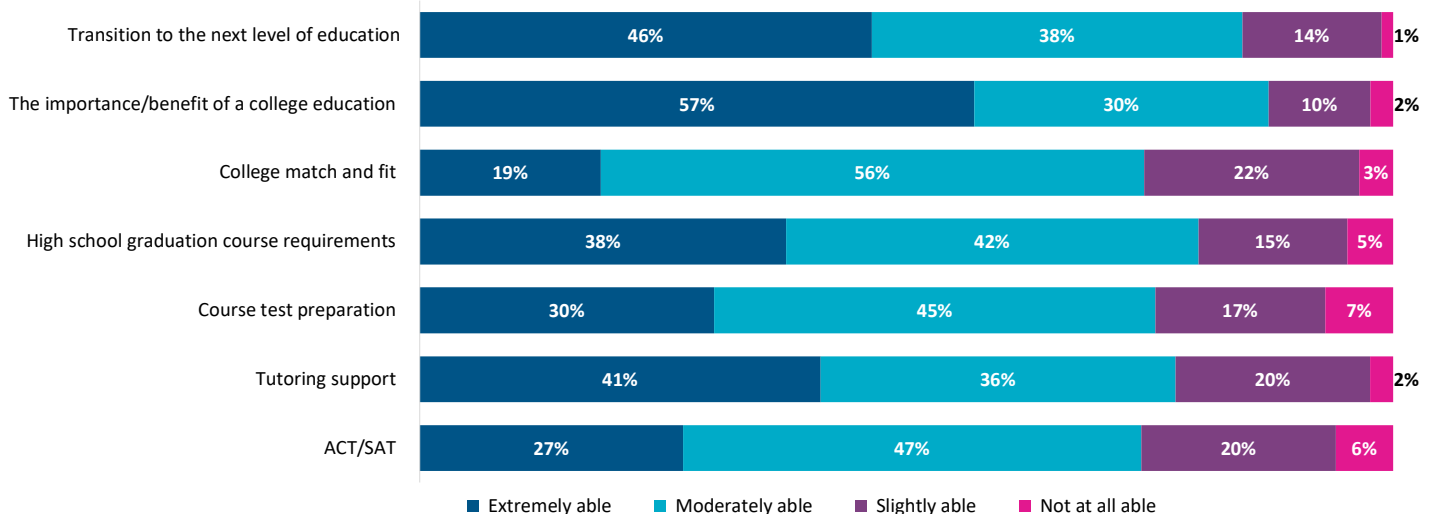


Section 3: College and Financial Aid Knowledge

Please rate your level of knowledge about each of the following programs that students and families can use to pay for college.



Please rate your ability to assist students and their families in understanding the following topics.



Financial aid programs available to West Virginia Students[^]

This need-based financial aid program for West Virginia students provided maximum annual awards of \$3,000 during the 2021-22 school year. This amount does not need to be paid back.



This merit-based financial aid program for West Virginia residents offers up to \$4,750 annually to cover the cost of tuition and mandatory fees. This amount does not need to be paid back.



This financial aid program for West Virginia students enrolled in eligible certificate and associate degree programs provides aid to cover the remaining amount of tuition, mandatory fees, and academic program fees that are not covered by other scholarships and grants.

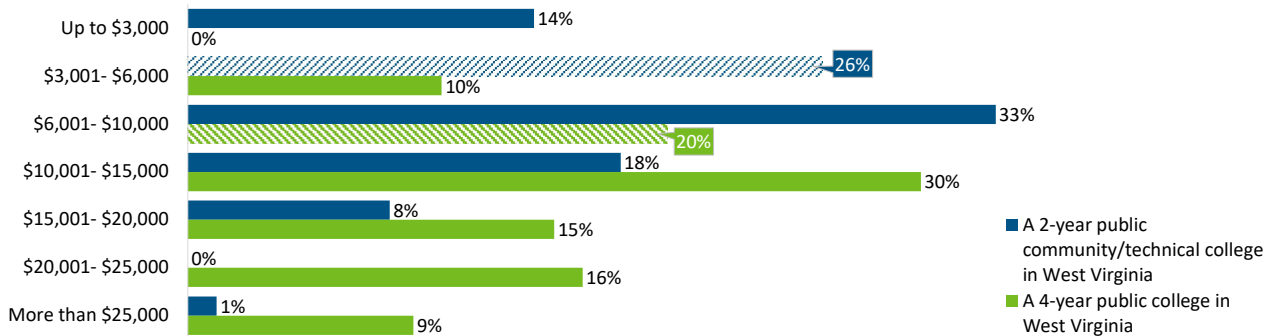


This need-based U.S. financial aid program provided qualifying students up to \$6,495 during the 2021-22 school year. This amount does not need to be paid back.



[^]The correct responses are indicated by the color filled bar.

On average, how much do you think it costs for one year of in-state tuition to attend the following college options in West Virginia? Your estimate should not include the cost of food, housing, or books. [^]



[^]The correct responses are indicated by pattern filled bar.

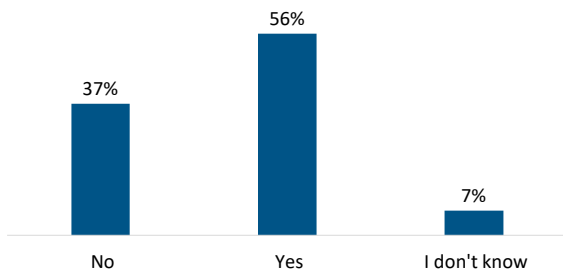
Section 4: College Readiness and/or GEAR UP Involvement

Please select to what extent your school promotes each of the following activities. Then, please indicate whether you have been involved in that activity (e.g., as a participant, activity organizer).

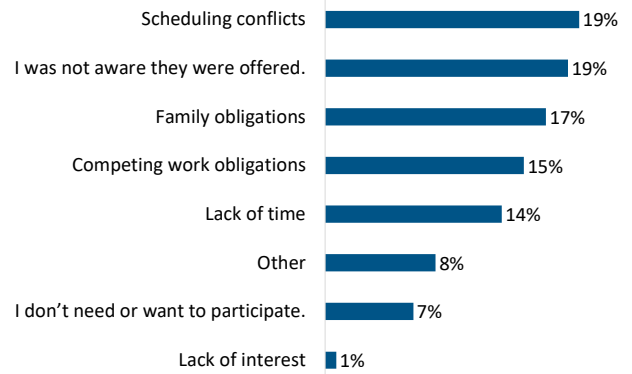
| | extent your school promotes each of the following activities | | | | been involved in that activity | |
|--------------------------------------------------------|--------------------------------------------------------------|------------|----------|------------|--------------------------------|-----|
| | Extremely | Moderately | Slightly | Not at all | No | Yes |
| Academic planning/career advising | 43% | 46% | 8% | 2% | 48% | 52% |
| Academic/tutoring support | 43% | 47% | 9% | 1% | 43% | 57% |
| ACT/SAT preparation | 55% | 36% | 8% | 1% | 54% | 46% |
| Assistance with completing financial aid forms (FAFSA) | 65% | 28% | 5% | 2% | 64% | 36% |
| College Application and Exploration Week | 49% | 40% | 9% | 2% | 57% | 43% |
| College campus visits (including virtual) | 55% | 37% | 7% | 1% | 51% | 49% |
| College Decision Day and/or other acceptance events | 47% | 45% | 7% | 1% | 65% | 35% |
| Credit recovery, AP, and dual credit opportunities | 61% | 31% | 6% | 2% | 58% | 42% |
| Financial literacy workshops | 28% | 45% | 20% | 7% | 76% | 24% |
| Mentoring programs (e.g., Student Success Society) | 20% | 47% | 22% | 11% | 73% | 27% |
| One-on-one advising with students | 44% | 45% | 9% | 2% | 43% | 57% |
| Parent/family peer networks | 19% | 59% | 18% | 5% | 62% | 38% |
| Professional development | 35% | 51% | 12% | 2% | 46% | 54% |
| Summer activities (e.g., Student Leadership Academy) | 18% | 48% | 30% | 4% | 76% | 24% |
| Text 4 Success initiative | 18% | 38% | 26% | 19% | 90% | 10% |

Note: Blue column percentages are based on those respondents who indicated promotion of an activity. Pink column percentages are based on those respondents who indicated they were involved in an activity.

Have you ever participated in GEAR UP-sponsored activities or received support through GEAR UP?



If you did not participate in one or more of these activities/services, why not?*



Final Note: Additional questions from the personnel survey that were only for site coordinators are not included in this report to protect their anonymity.



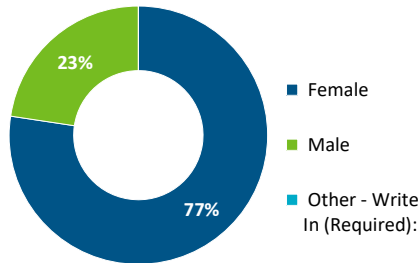
| | |
|------------------------------------|-----|
| County-Level Response Rate: | |
| Estimated School Personnel | 291 |
| Surveys Received | 108 |
| Response Rate | 37% |

| | |
|--------------|--------------------------------|
| School Name: | Mingo County |
| Survey Type: | School Personnel Survey Report |

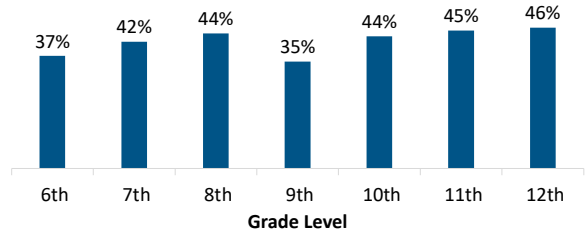
Note: Throughout this report, all percentages are rounded to the nearest whole number; amounts lower than 0.5% are rounded down to 0%. An asterisk indicates a select all that apply question; amounts may exceed 100%.

Section 1: About Yourself

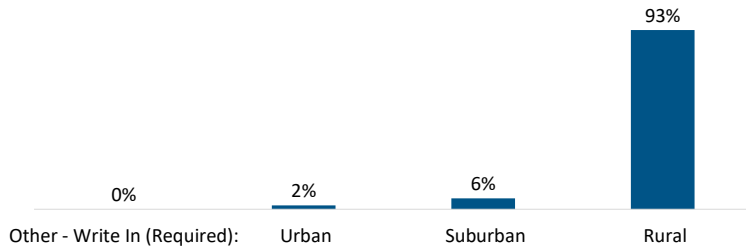
What is your gender?



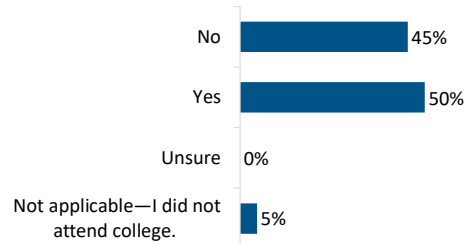
What current grade level(s) do you serve?*



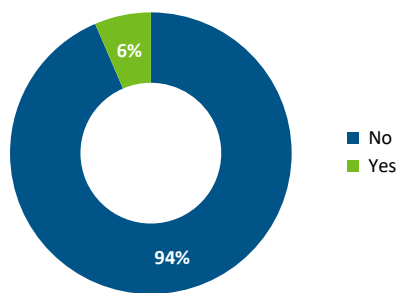
What type of community did you grow up in?



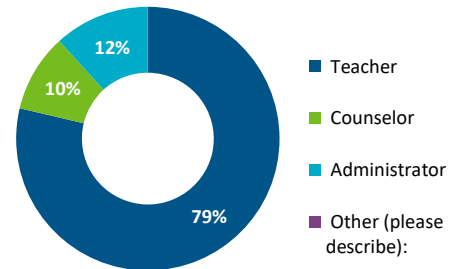
When you attended college, were you a first-generation college student?



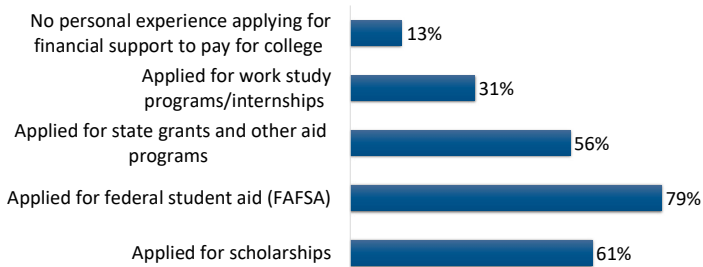
Are you a GEAR UP site coordinator?



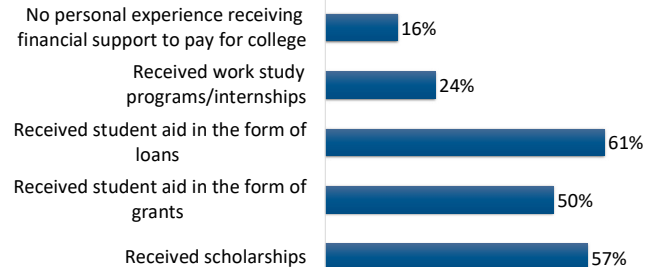
What is your current primary position at your school?



What has been your personal experience applying for financing for postsecondary education?*

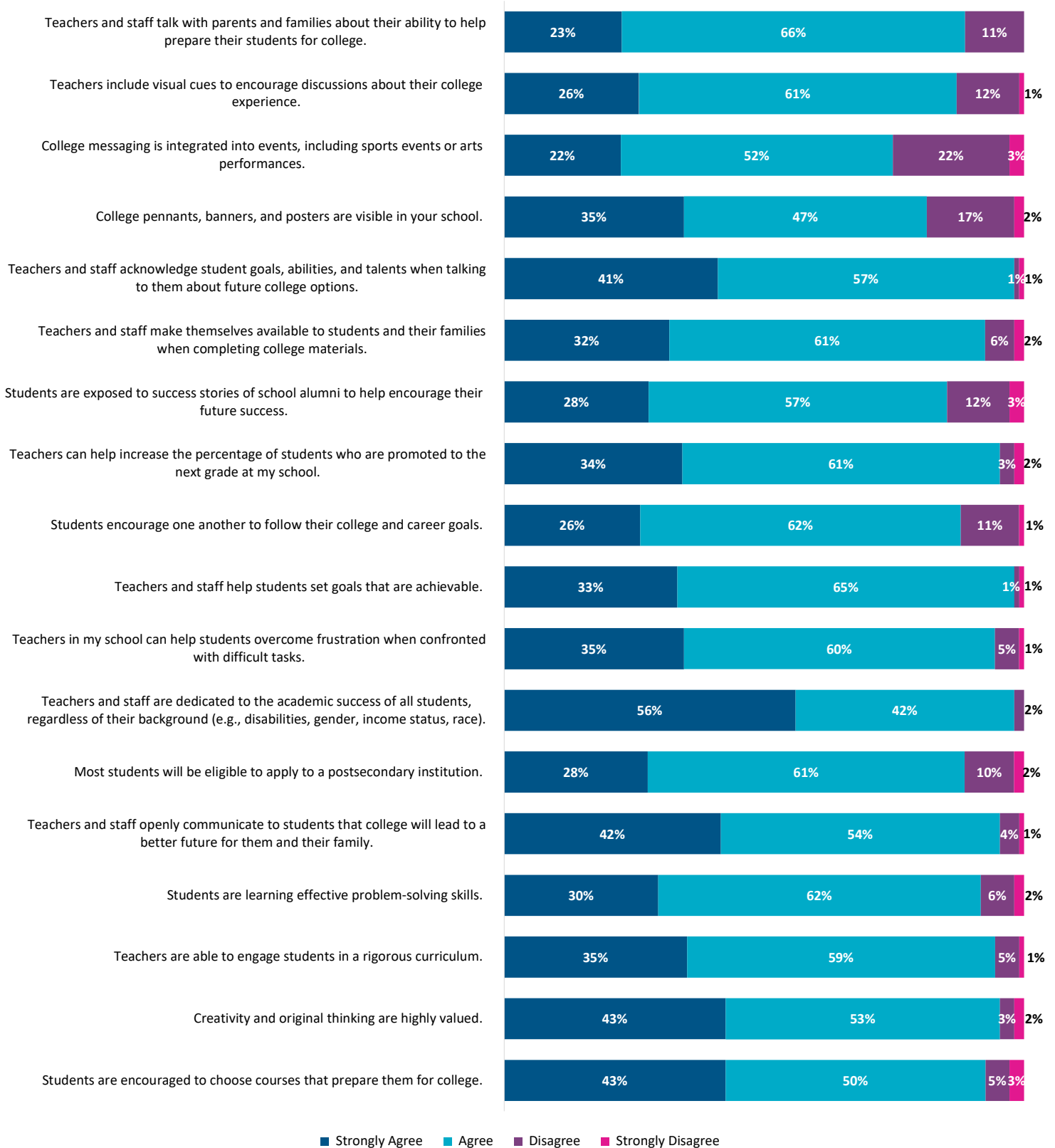


What has been your personal experience receiving financing for postsecondary education?*

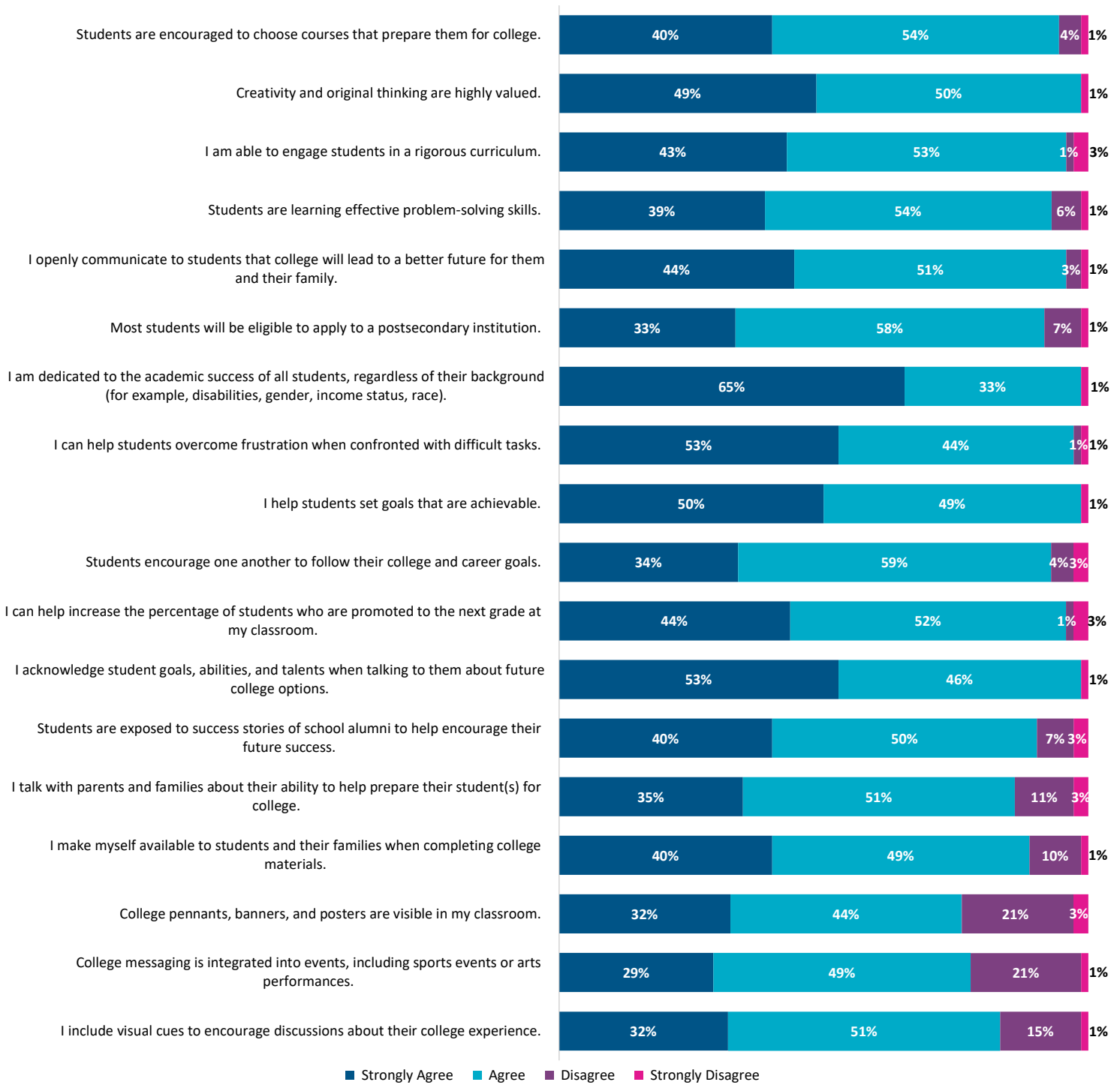


Section 2: School Culture

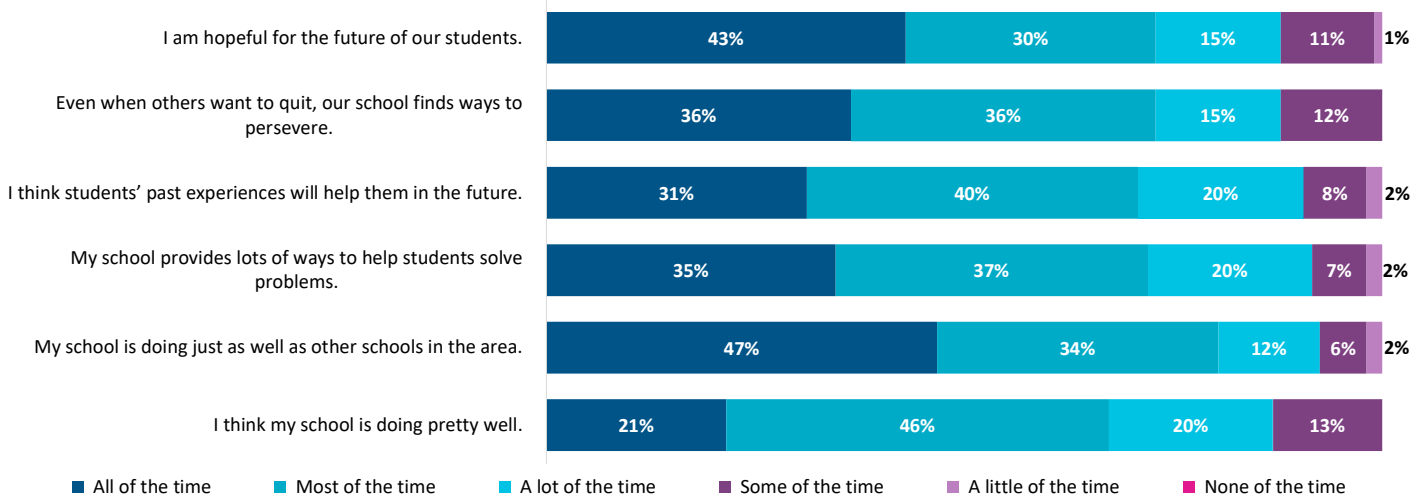
Please rate your level of agreement with each statement as it reflects YOUR SCHOOL:



Teachers only: Please rate your level of agreement with each statement as it reflects YOUR CLASSROOM:

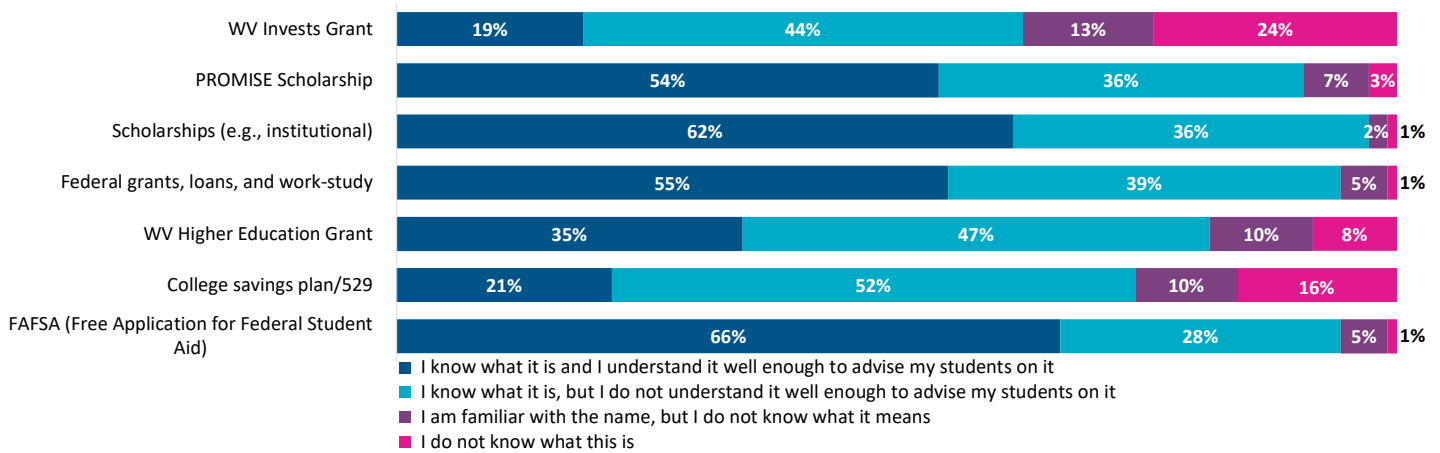


Please read the following sentences below and think about how your school is doing in most situations.

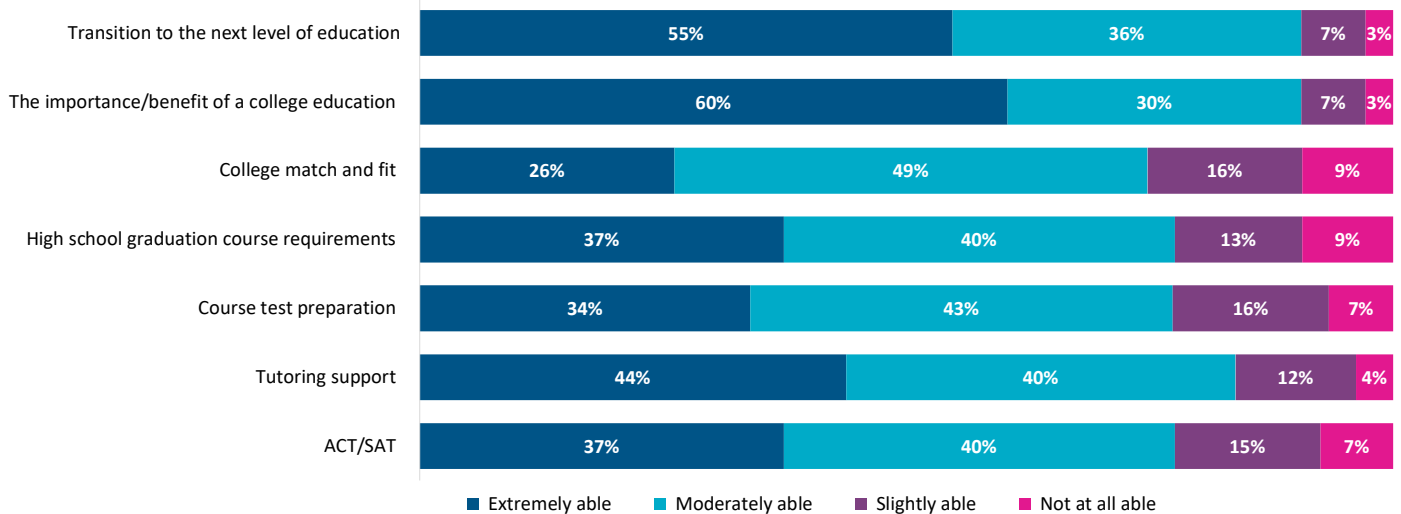


Section 3: College and Financial Aid Knowledge

Please rate your level of knowledge about each of the following programs that students and families can use to pay for college.



Please rate your ability to assist students and their families in understanding the following topics.



Financial aid programs available to West Virginia Students[^]

This need-based financial aid program for West Virginia students provided maximum annual awards of \$3,000 during the 2021-22 school year. This amount does not need to be paid back.



This merit-based financial aid program for West Virginia residents offers up to \$4,750 annually to cover the cost of tuition and mandatory fees. This amount does not need to be paid back.



This financial aid program for West Virginia students enrolled in eligible certificate and associate degree programs provides aid to cover the remaining amount of tuition, mandatory fees, and academic program fees that are not covered by other scholarships and grants.

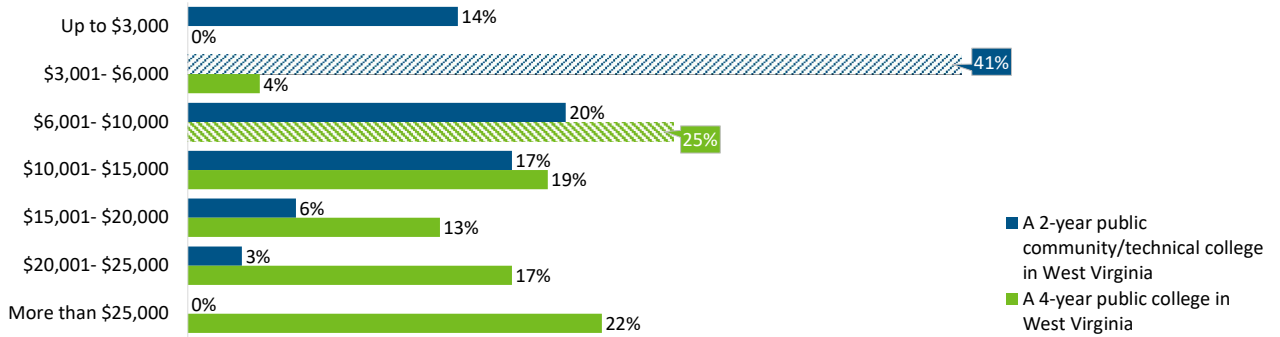


This need-based U.S. financial aid program provided qualifying students up to \$6,495 during the 2021-22 school year. This amount does not need to be paid back.



[^]The correct responses are indicated by the color filled bar.

On average, how much do you think it costs for one year of in-state tuition to attend the following college options in West Virginia? Your estimate should not include the cost of food, housing, or books. [^]



[^]The correct responses are indicated by pattern filled bar.

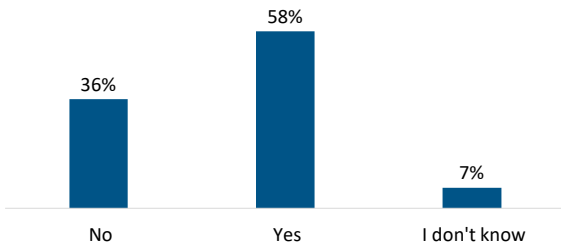
Section 4: College Readiness and/or GEAR UP Involvement

Please select to what extent your school promotes each of the following activities. Then, please indicate whether you have been involved in that activity (e.g., as a participant, activity organizer).

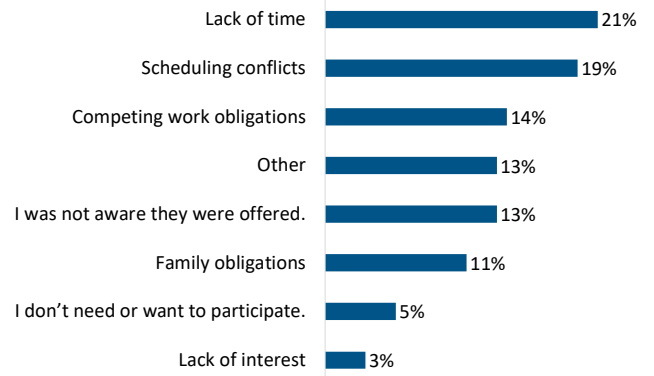
| | extent your school promotes each of the following activities | | | | been involved in that activity | |
|--------------------------------------------------------|--------------------------------------------------------------|------------|----------|------------|--------------------------------|-----|
| | Extremely | Moderately | Slightly | Not at all | No | Yes |
| Academic planning/career advising | 49% | 34% | 12% | 5% | 48% | 52% |
| Academic/tutoring support | 47% | 41% | 9% | 3% | 43% | 57% |
| ACT/SAT preparation | 44% | 22% | 10% | 24% | 54% | 46% |
| Assistance with completing financial aid forms (FAFSA) | 46% | 16% | 9% | 29% | 64% | 36% |
| College Application and Exploration Week | 51% | 34% | 10% | 6% | 57% | 43% |
| College campus visits (including virtual) | 40% | 41% | 9% | 10% | 51% | 49% |
| College Decision Day and/or other acceptance events | 41% | 22% | 10% | 27% | 65% | 35% |
| Credit recovery, AP, and dual credit opportunities | 41% | 20% | 10% | 29% | 58% | 42% |
| Financial literacy workshops | 30% | 31% | 18% | 21% | 76% | 24% |
| Mentoring programs (e.g., Student Success Society) | 22% | 34% | 21% | 22% | 73% | 27% |
| One-on-one advising with students | 46% | 38% | 15% | 2% | 43% | 57% |
| Parent/family peer networks | 26% | 48% | 20% | 6% | 62% | 38% |
| Professional development | 40% | 43% | 14% | 3% | 46% | 54% |
| Summer activities (e.g., Student Leadership Academy) | 28% | 36% | 19% | 17% | 76% | 24% |
| Text 4 Success initiative | 21% | 28% | 13% | 38% | 90% | 10% |

Note: Blue column percentages are based on those respondents who indicated promotion of an activity. Pink column percentages are based on those respondents who indicated they were involved in an activity.

Have you ever participated in GEAR UP-sponsored activities or received support through GEAR UP?



If you did not participate in one or more of these activities/services, why not?*



Final Note: Additional questions from the personnel survey that were only for site coordinators are not included in this report to protect their anonymity.



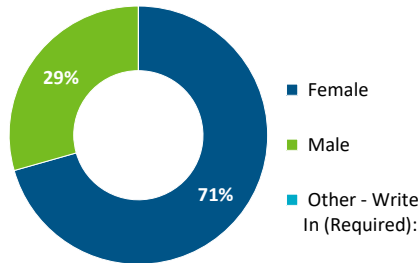
| | |
|------------------------------------|-----|
| County-Level Response Rate: | |
| Estimated School Personnel | 138 |
| Surveys Received | 70 |
| Response Rate | 51% |

| | |
|--------------|--------------------------------|
| School Name: | Nicholas County |
| Survey Type: | School Personnel Survey Report |

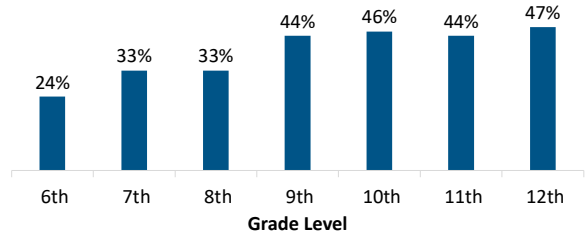
Note: Throughout this report, all percentages are rounded to the nearest whole number; amounts lower than 0.5% are rounded down to 0%. An asterick indicates a select all that apply question; amounts may exceed 100%.

Section 1: About Yourself

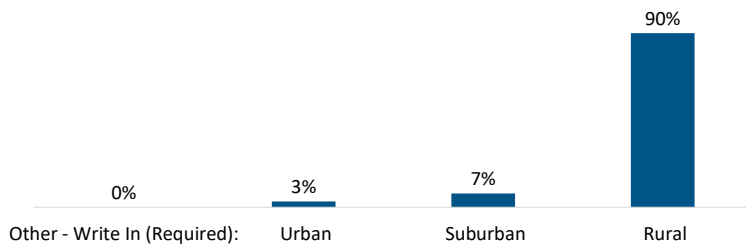
What is your gender?



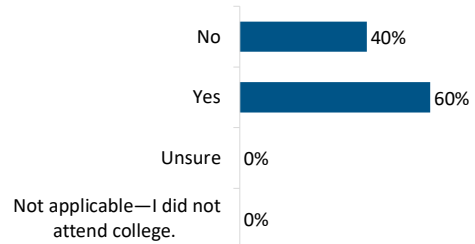
What current grade level(s) do you serve?*



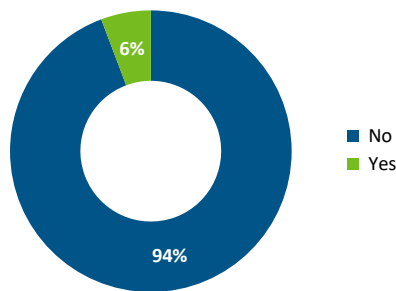
What type of community did you grow up in?



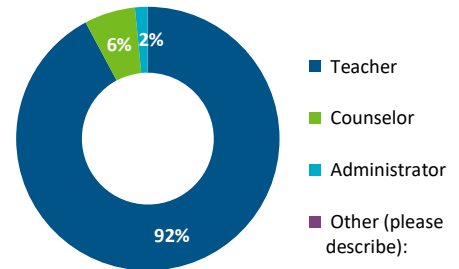
When you attended college, were you a first-generation college student?



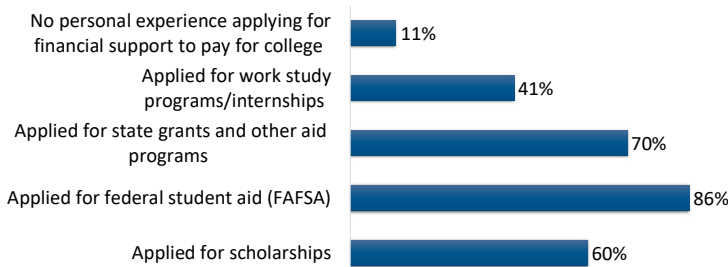
Are you a GEAR UP site coordinator?



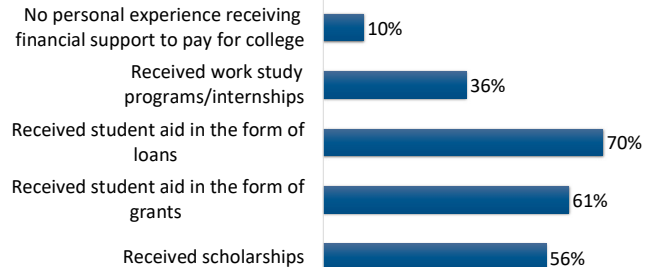
What is your current primary position at your school?



What has been your personal experience applying for financing for postsecondary education?*

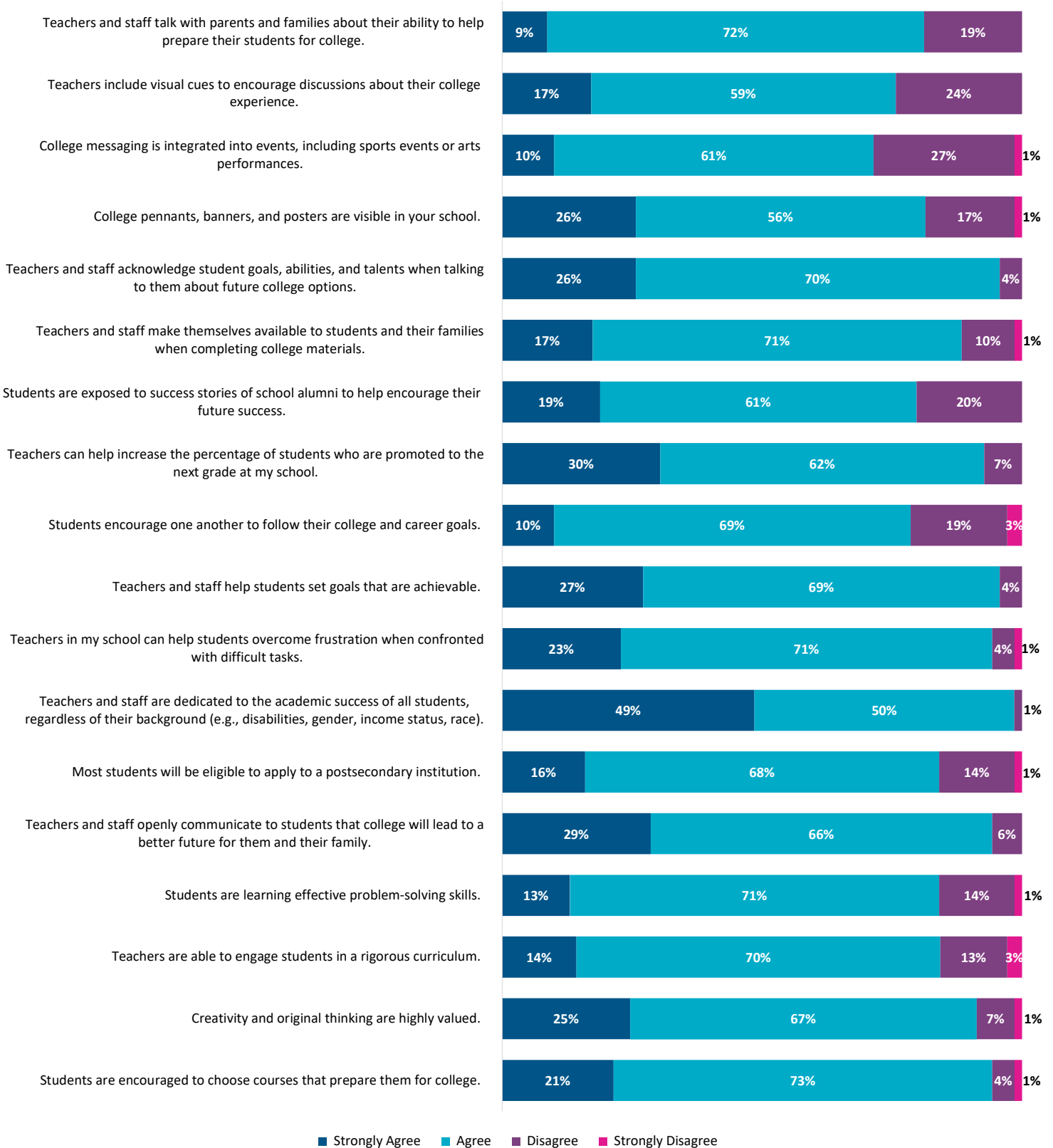


What has been your personal experience receiving financing for postsecondary education?*

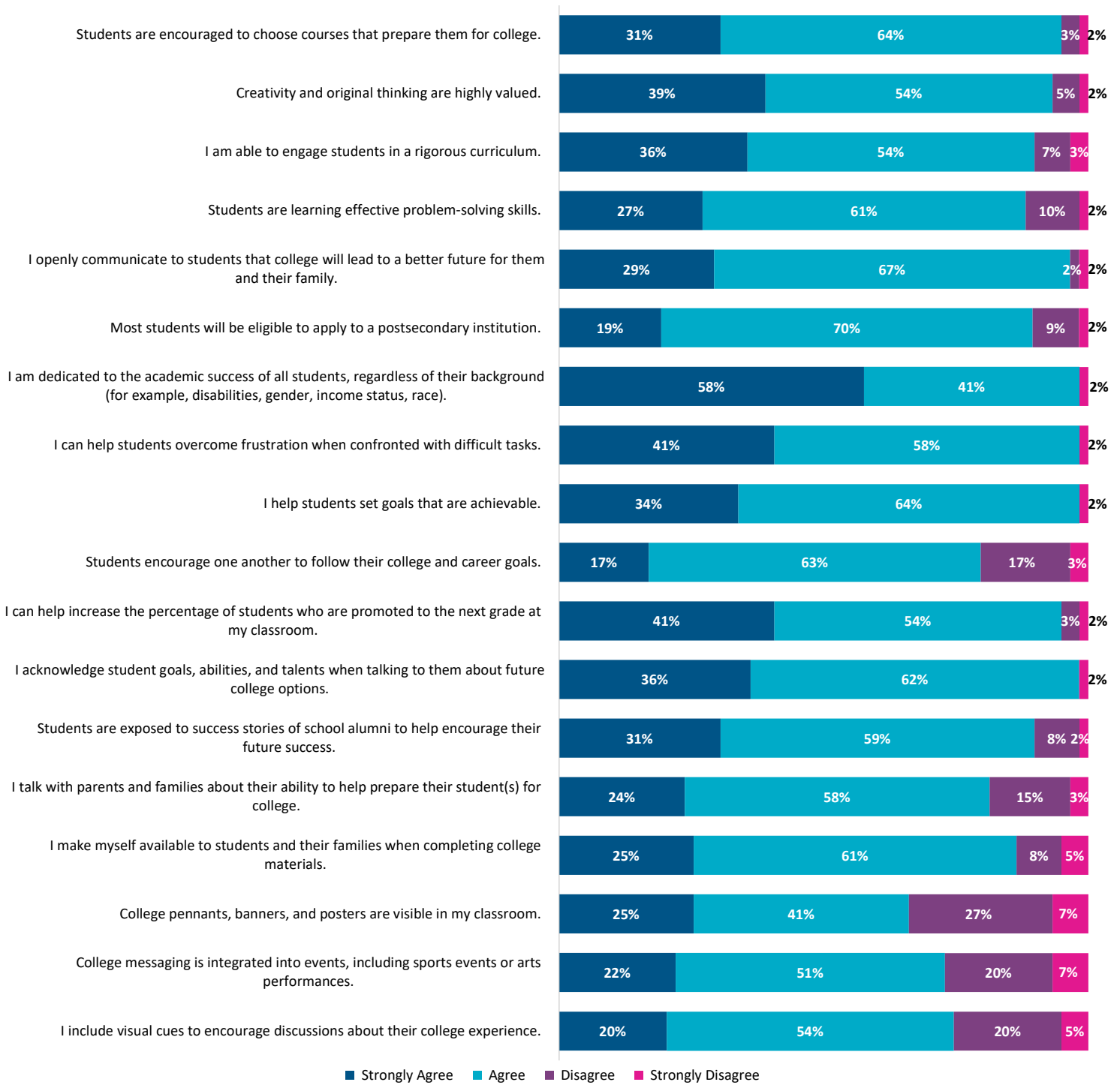


Section 2: School Culture

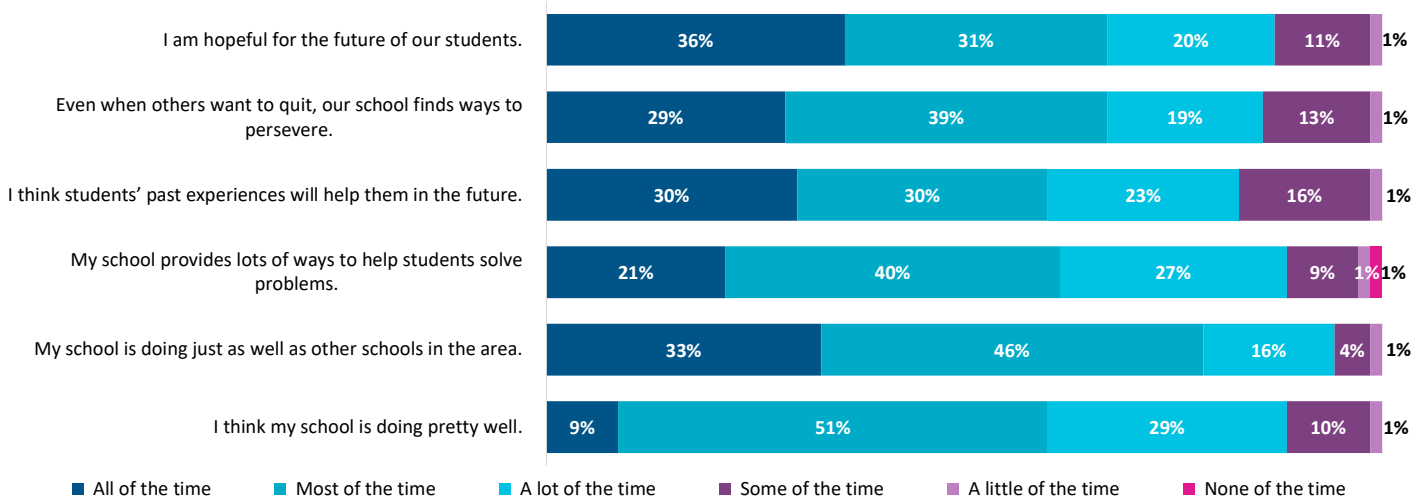
Please rate your level of agreement with each statement as it reflects YOUR SCHOOL:



Teachers only: Please rate your level of agreement with each statement as it reflects YOUR CLASSROOM:

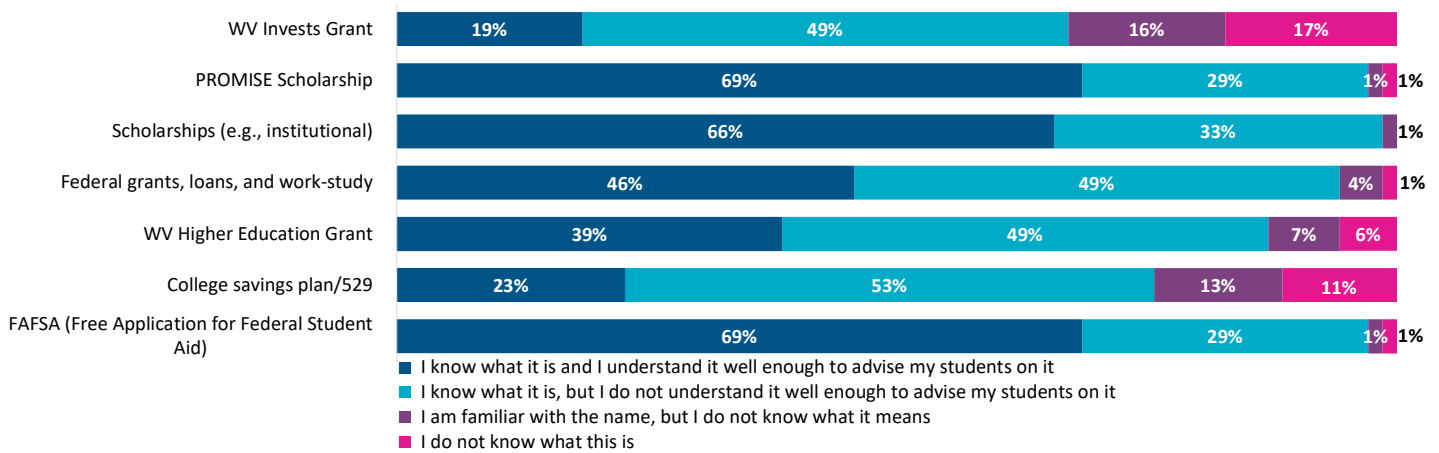


Please read the following sentences below and think about how your school is doing in most situations.

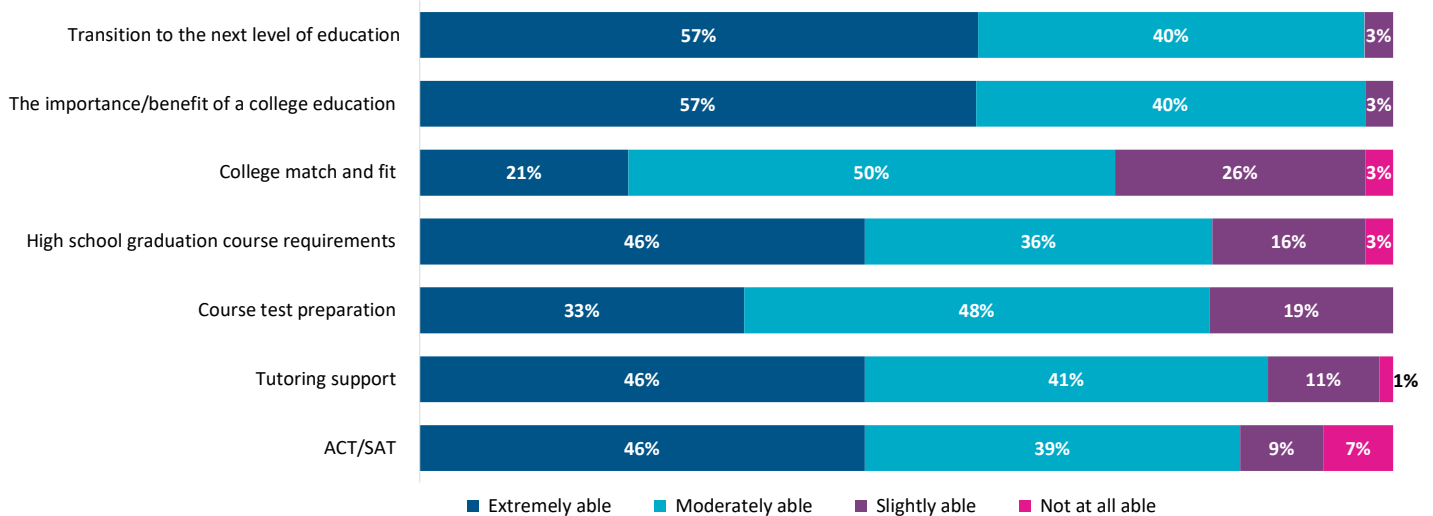


Section 3: College and Financial Aid Knowledge

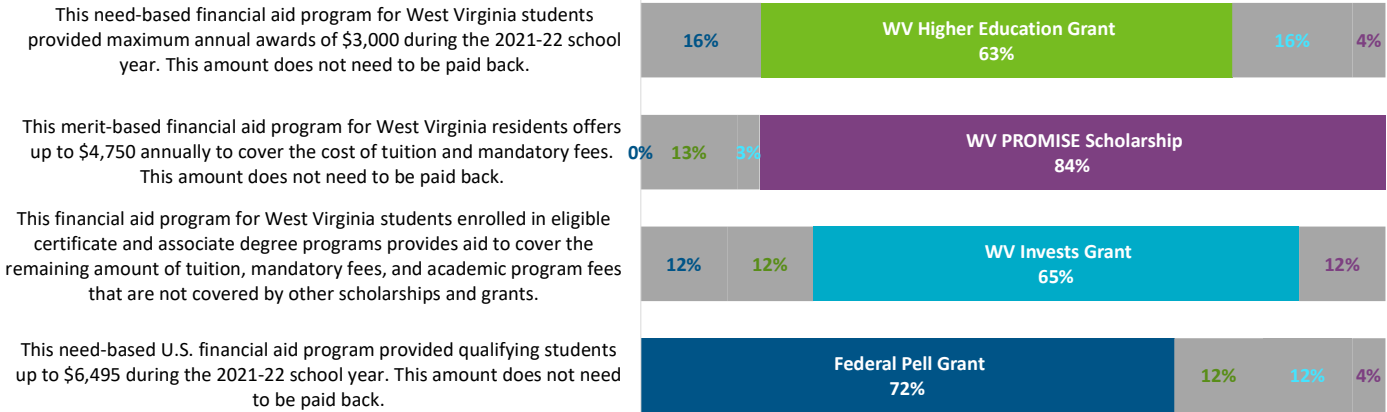
Please rate your level of knowledge about each of the following programs that students and families can use to pay for college.



Please rate your ability to assist students and their families in understanding the following topics.

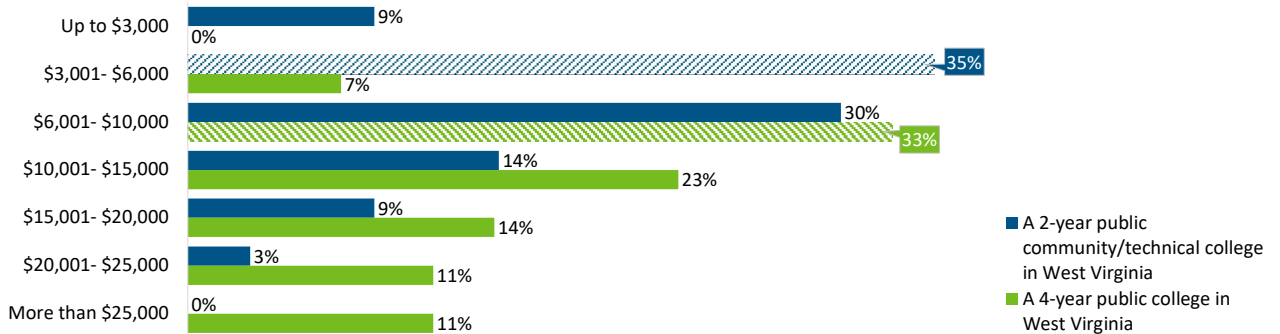


Financial aid programs available to West Virginia Students[^]



[^]The correct responses are indicated by the color filled bar.

On average, how much do you think it costs for one year of in-state tuition to attend the following college options in West Virginia? Your estimate should not include the cost of food, housing, or books. [^]



[^]The correct responses are indicated by pattern filled bar.

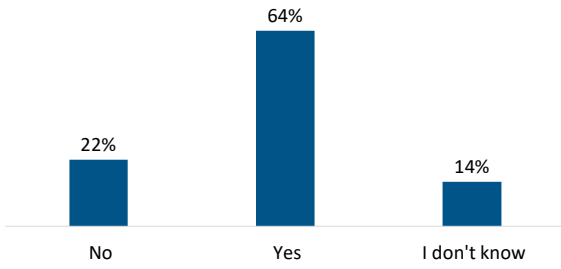
Section 4: College Readiness and/or GEAR UP Involvement

Please select to what extent your school promotes each of the following activities. Then, please indicate whether you have been involved in that activity (e.g., as a participant, activity organizer).

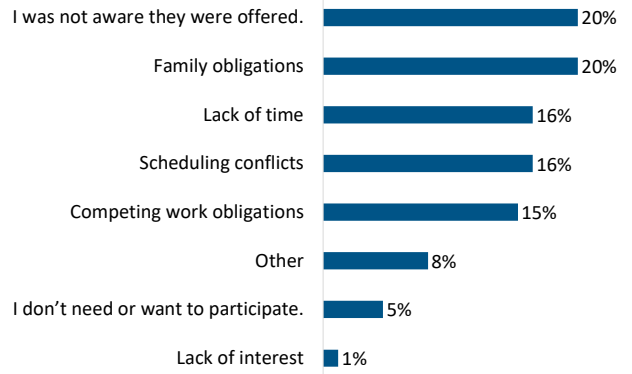
| | extent your school promotes each of the following activities | | | | been involved in that activity | |
|--------------------------------------------------------|--------------------------------------------------------------|------------|----------|------------|--------------------------------|-----|
| | Extremely | Moderately | Slightly | Not at all | No | Yes |
| Academic planning/career advising | 20% | 52% | 20% | 7% | 48% | 52% |
| Academic/tutoring support | 34% | 50% | 14% | 1% | 43% | 57% |
| ACT/SAT preparation | 33% | 29% | 20% | 17% | 54% | 46% |
| Assistance with completing financial aid forms (FAFSA) | 43% | 21% | 13% | 23% | 64% | 36% |
| College Application and Exploration Week | 40% | 39% | 9% | 13% | 57% | 43% |
| College campus visits (including virtual) | 43% | 34% | 16% | 7% | 51% | 49% |
| College Decision Day and/or other acceptance events | 34% | 30% | 11% | 24% | 65% | 35% |
| Credit recovery, AP, and dual credit opportunities | 39% | 26% | 9% | 26% | 58% | 42% |
| Financial literacy workshops | 14% | 44% | 24% | 17% | 76% | 24% |
| Mentoring programs (e.g., Student Success Society) | 13% | 41% | 28% | 19% | 73% | 27% |
| One-on-one advising with students | 23% | 51% | 17% | 9% | 43% | 57% |
| Parent/family peer networks | 13% | 46% | 29% | 13% | 62% | 38% |
| Professional development | 17% | 49% | 21% | 13% | 46% | 54% |
| Summer activities (e.g., Student Leadership Academy) | 11% | 56% | 24% | 9% | 76% | 24% |
| Text 4 Success initiative | 9% | 29% | 24% | 38% | 90% | 10% |

Note: Blue column percentages are based on those respondents who indicated promotion of an activity. Pink column percentages are based on those respondents who indicated they were involved in an activity.

Have you ever participated in GEAR UP-sponsored activities or received support through GEAR UP?



If you did not participate in one or more of these activities/services, why not?*



Final Note: Additional questions from the personnel survey that were only for site coordinators are not included in this report to protect their anonymity.



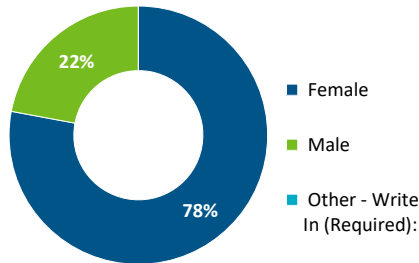
| | |
|------------------------------------|-----|
| County-Level Response Rate: | |
| Estimated School Personnel | 130 |
| Surveys Received | 59 |
| Response Rate | 45% |

| | |
|--------------|--------------------------------|
| School Name: | Roane County |
| Survey Type: | School Personnel Survey Report |

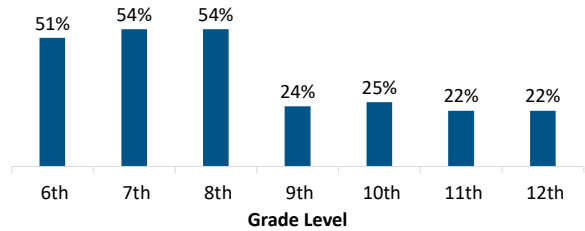
Note: Throughout this report, all percentages are rounded to the nearest whole number; amounts lower than 0.5% are rounded down to 0%. An asterick indicates a select all that apply question; amounts may exceed 100%.

Section 1: About Yourself

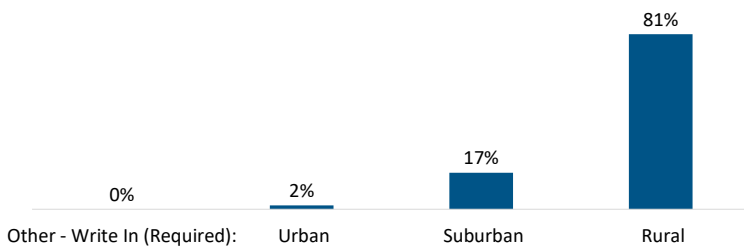
What is your gender?



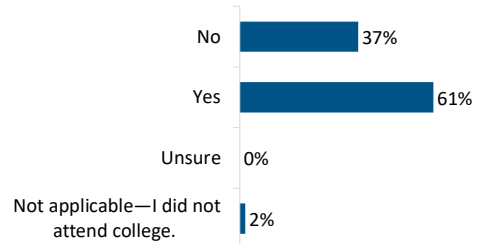
What current grade level(s) do you serve?*



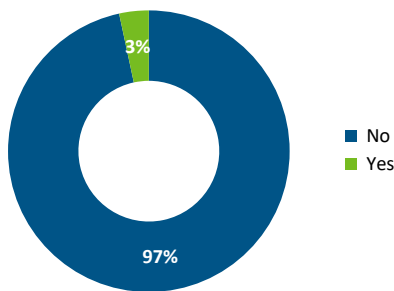
What type of community did you grow up in?



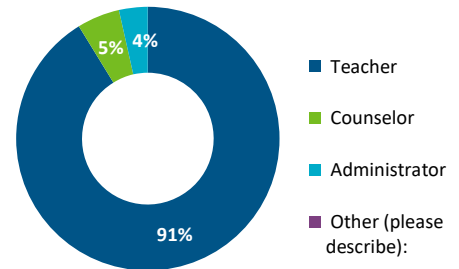
When you attended college, were you a first-generation college student?



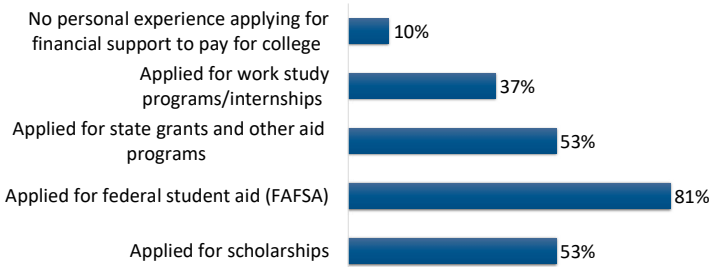
Are you a GEAR UP site coordinator?



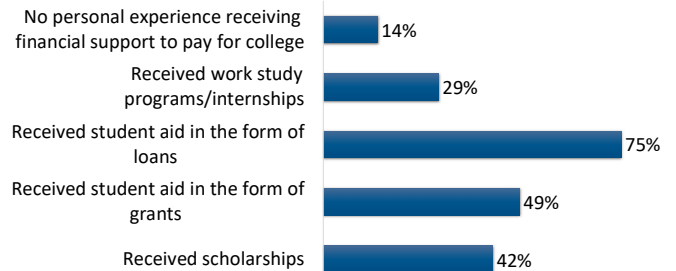
What is your current primary position at your school?



What has been your personal experience applying for financing for postsecondary education?*

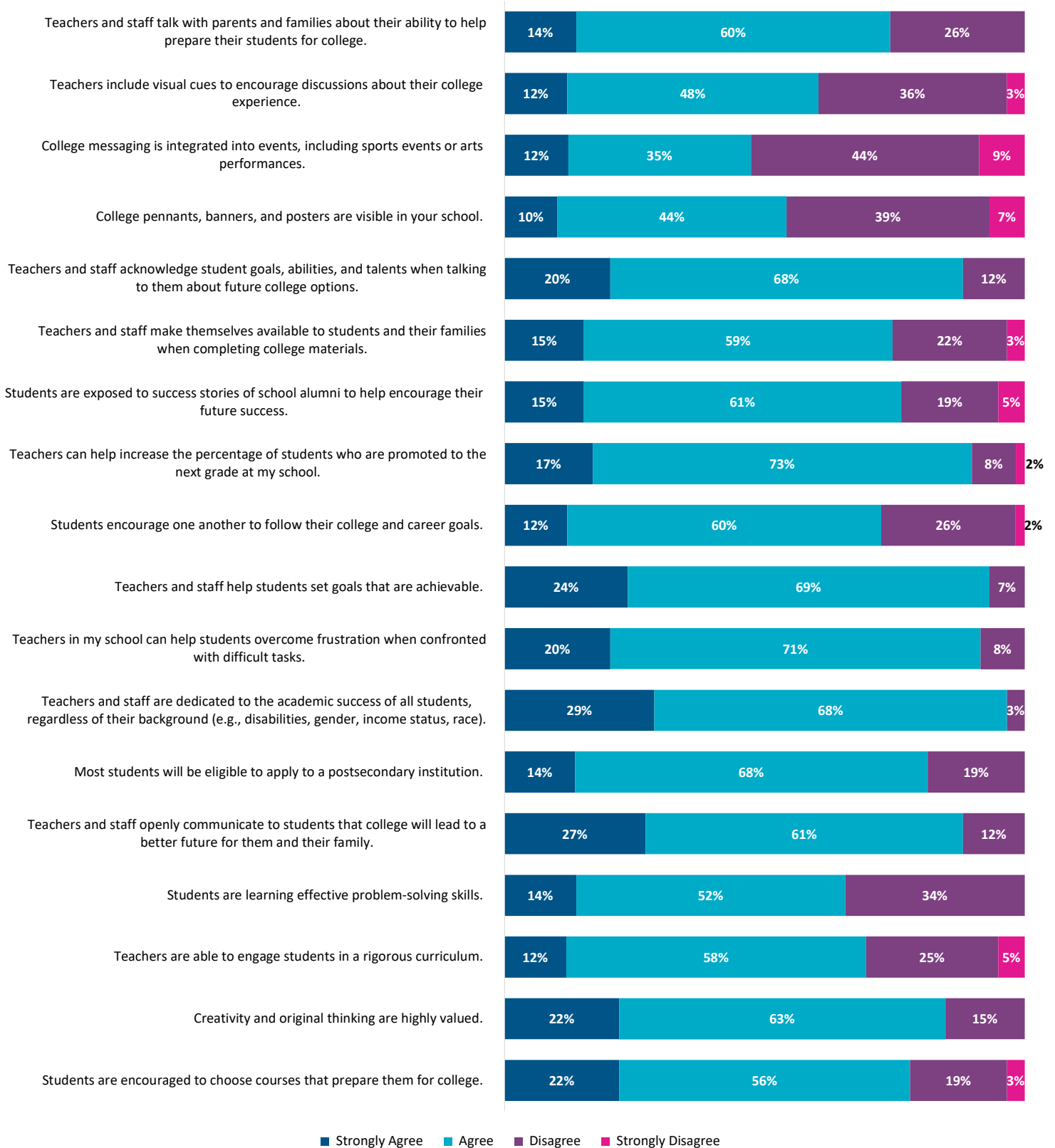


What has been your personal experience receiving financing for postsecondary education?*

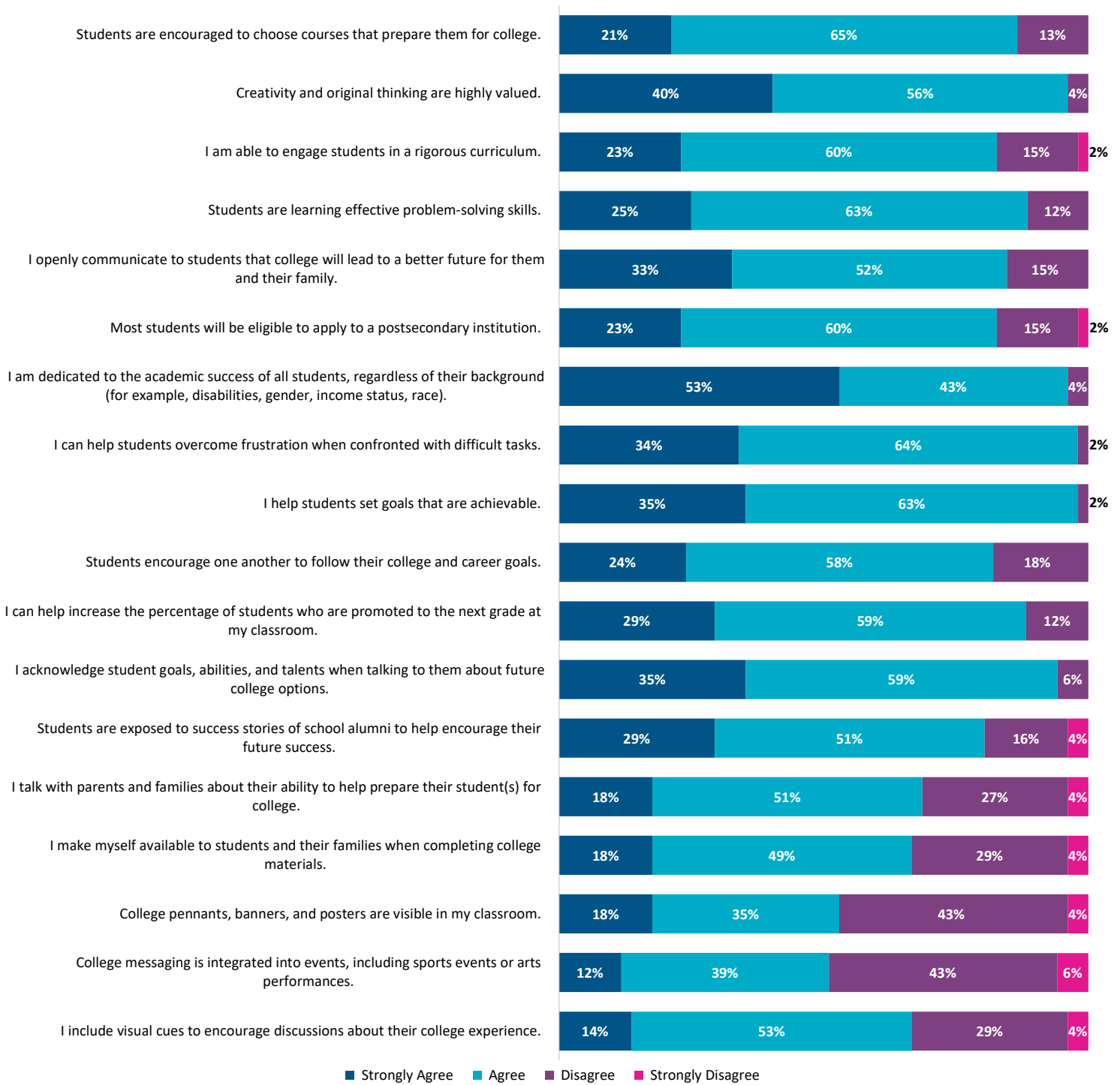


Section 2: School Culture

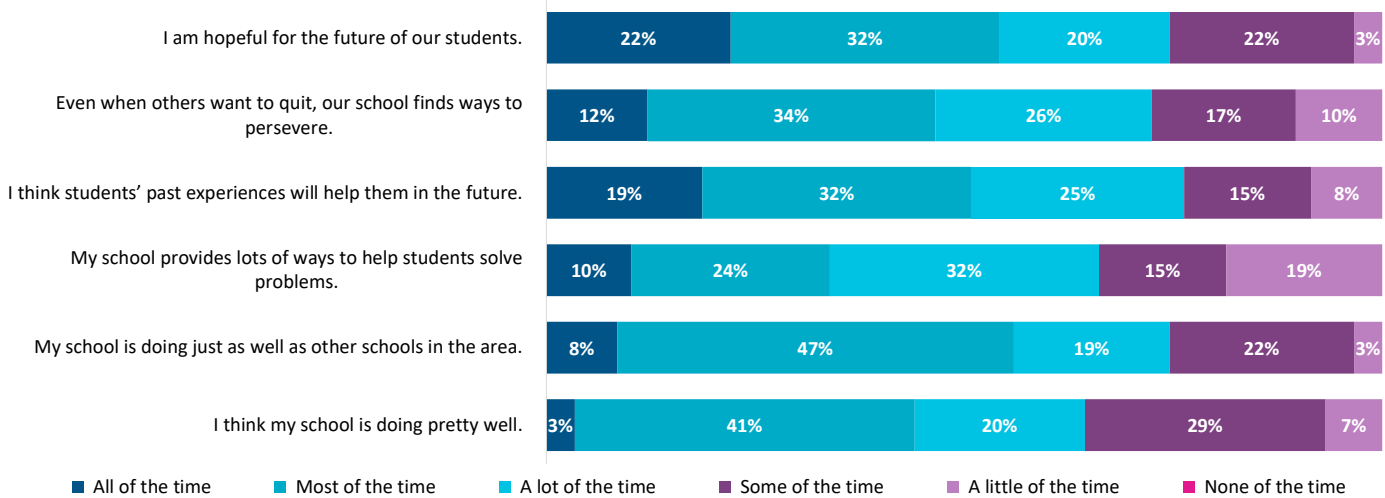
Please rate your level of agreement with each statement as it reflects YOUR SCHOOL:



Teachers only: Please rate your level of agreement with each statement as it reflects YOUR CLASSROOM:

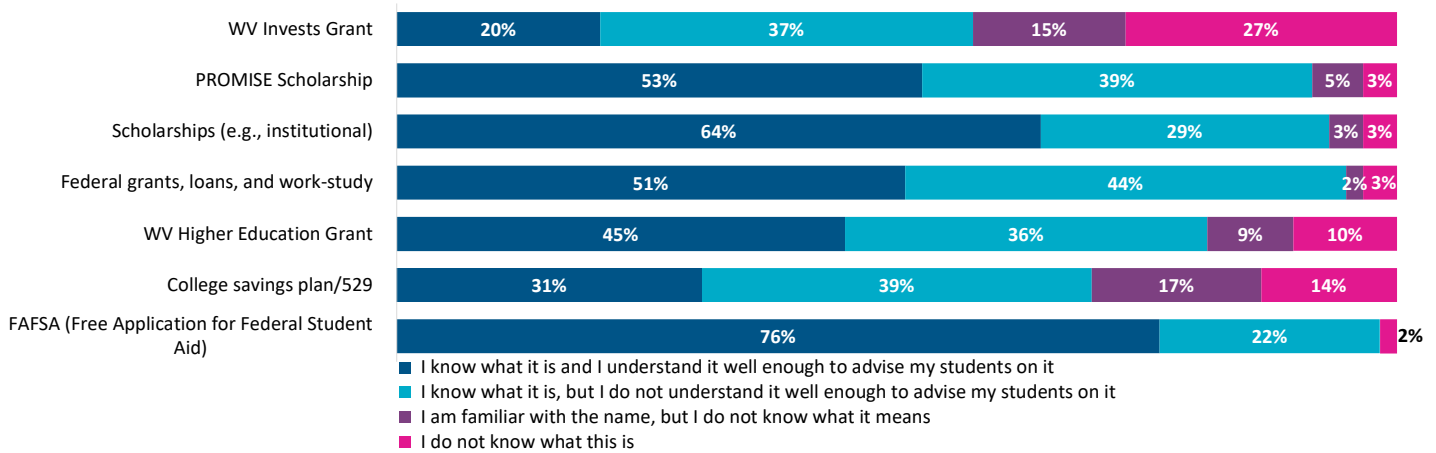


Please read the following sentences below and think about how your school is doing in most situations.

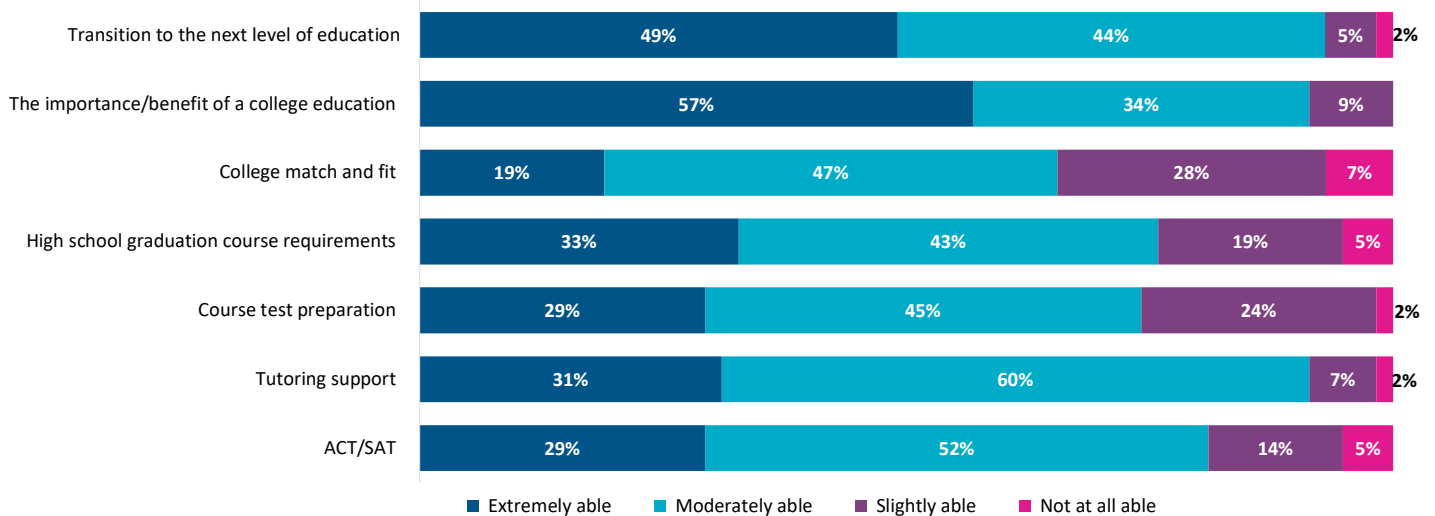


Section 3: College and Financial Aid Knowledge

Please rate your level of knowledge about each of the following programs that students and families can use to pay for college.



Please rate your ability to assist students and their families in understanding the following topics.




Financial aid programs available to West Virginia Students[^]

This need-based financial aid program for West Virginia students provided maximum annual awards of \$3,000 during the 2021-22 school year. This amount does not need to be paid back.



This merit-based financial aid program for West Virginia residents offers up to \$4,750 annually to cover the cost of tuition and mandatory fees. This amount does not need to be paid back.



This financial aid program for West Virginia students enrolled in eligible certificate and associate degree programs provides aid to cover the remaining amount of tuition, mandatory fees, and academic program fees that are not covered by other scholarships and grants.

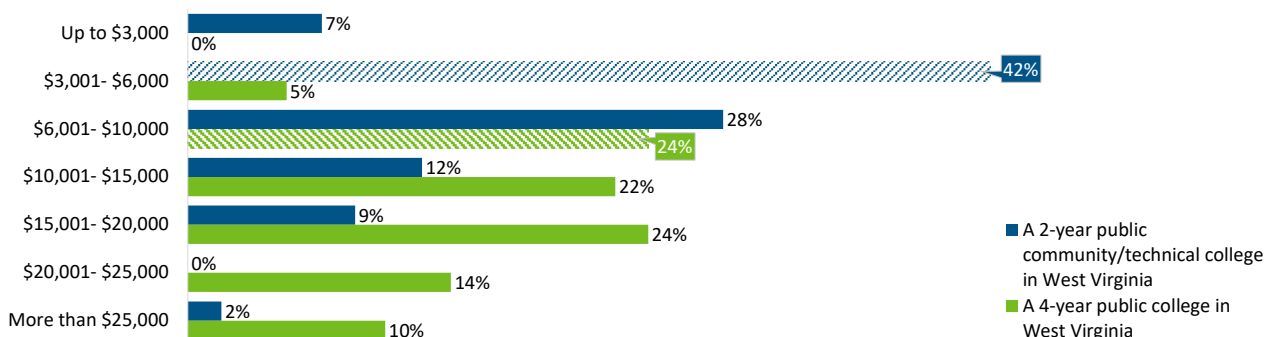


This need-based U.S. financial aid program provided qualifying students up to \$6,495 during the 2021-22 school year. This amount does not need to be paid back.



[^]The correct responses are indicated by the color filled bar.

On average, how much do you think it costs for one year of in-state tuition to attend the following college options in West Virginia? Your estimate should not include the cost of food, housing, or books. [^]



[^]The correct responses are indicated by pattern filled bar.

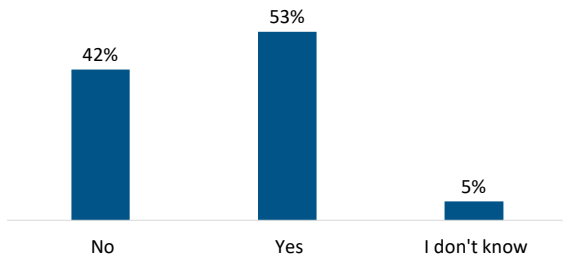
Section 4: College Readiness and/or GEAR UP Involvement

Please select to what extent your school promotes each of the following activities. Then, please indicate whether you have been involved in that activity (e.g., as a participant, activity organizer).

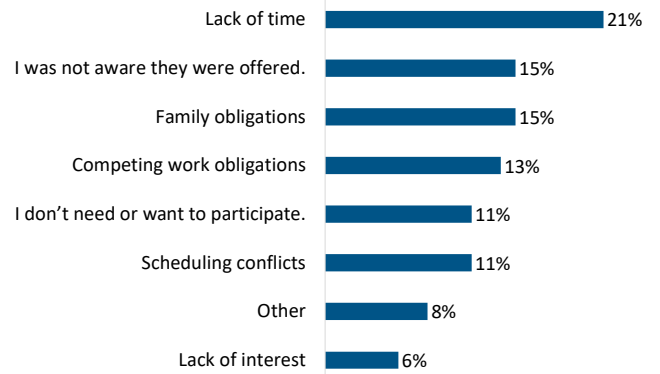
| | extent your school promotes each of the following activities | | | | been involved in that activity | |
|--------------------------------------------------------|--------------------------------------------------------------|------------|----------|------------|--------------------------------|-----|
| | Extremely | Moderately | Slightly | Not at all | No | Yes |
| Academic planning/career advising | 21% | 48% | 25% | 5% | 48% | 52% |
| Academic/tutoring support | 33% | 53% | 11% | 4% | 43% | 57% |
| ACT/SAT preparation | 21% | 30% | 14% | 35% | 54% | 46% |
| Assistance with completing financial aid forms (FAFSA) | 25% | 28% | 12% | 35% | 64% | 36% |
| College Application and Exploration Week | 25% | 32% | 18% | 26% | 57% | 43% |
| College campus visits (including virtual) | 21% | 57% | 16% | 5% | 51% | 49% |
| College Decision Day and/or other acceptance events | 14% | 27% | 18% | 41% | 65% | 35% |
| Credit recovery, AP, and dual credit opportunities | 27% | 30% | 9% | 34% | 58% | 42% |
| Financial literacy workshops | 19% | 40% | 12% | 28% | 76% | 24% |
| Mentoring programs (e.g., Student Success Society) | 7% | 34% | 36% | 23% | 73% | 27% |
| One-on-one advising with students | 23% | 41% | 27% | 9% | 43% | 57% |
| Parent/family peer networks | 18% | 39% | 27% | 16% | 62% | 38% |
| Professional development | 13% | 41% | 39% | 7% | 46% | 54% |
| Summer activities (e.g., Student Leadership Academy) | 9% | 43% | 29% | 20% | 76% | 24% |
| Text 4 Success initiative | 9% | 22% | 22% | 46% | 90% | 10% |

Note: Blue column percentages are based on those respondents who indicated promotion of an activity. Pink column percentages are based on those respondents who indicated they were involved in an activity.

Have you ever participated in GEAR UP-sponsored activities or received support through GEAR UP?



If you did not participate in one or more of these activities/services, why not?*



Final Note: Additional questions from the personnel survey that were only for site coordinators are not included in this report to protect their anonymity.



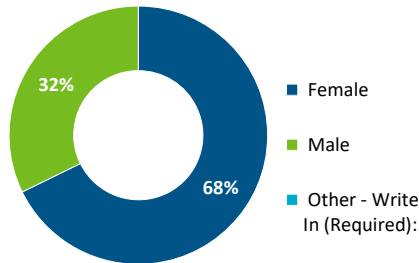
| | |
|------------------------------------|-----|
| County-Level Response Rate: | |
| Estimated School Personnel | 336 |
| Surveys Received | 184 |
| Response Rate | 55% |

| | |
|--------------|--------------------------------|
| School Name: | Wayne County |
| Survey Type: | School Personnel Survey Report |

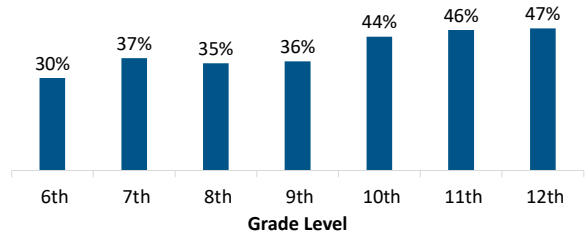
Note: Throughout this report, all percentages are rounded to the nearest whole number; amounts lower than 0.5% are rounded down to 0%. An asterisk indicates a select all that apply question; amounts may exceed 100%.

Section 1: About Yourself

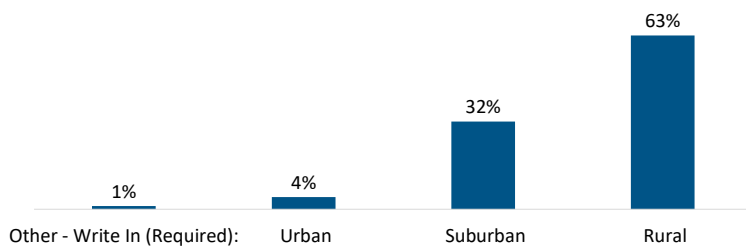
What is your gender?



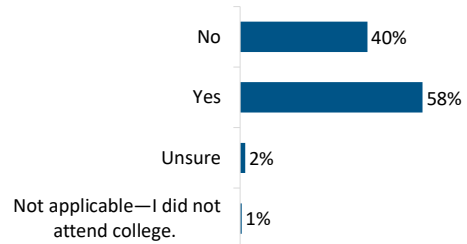
What current grade level(s) do you serve?*



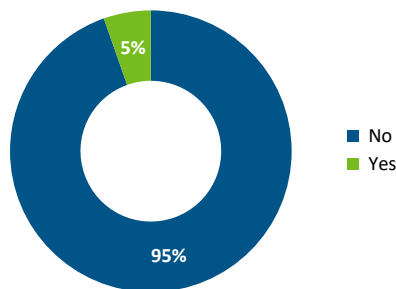
What type of community did you grow up in?



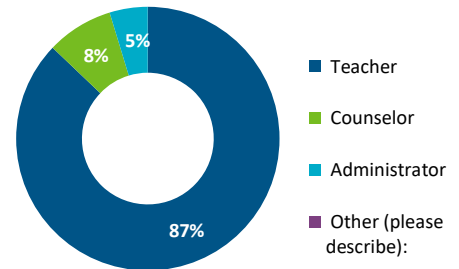
When you attended college, were you a first-generation college student?



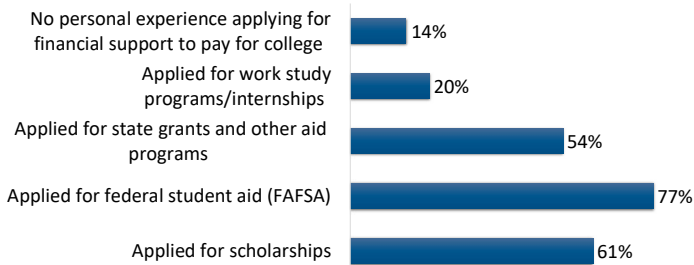
Are you a GEAR UP site coordinator?



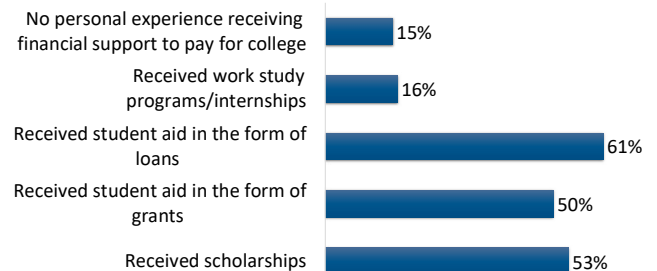
What is your current primary position at your school?



What has been your personal experience applying for financing for postsecondary education?*

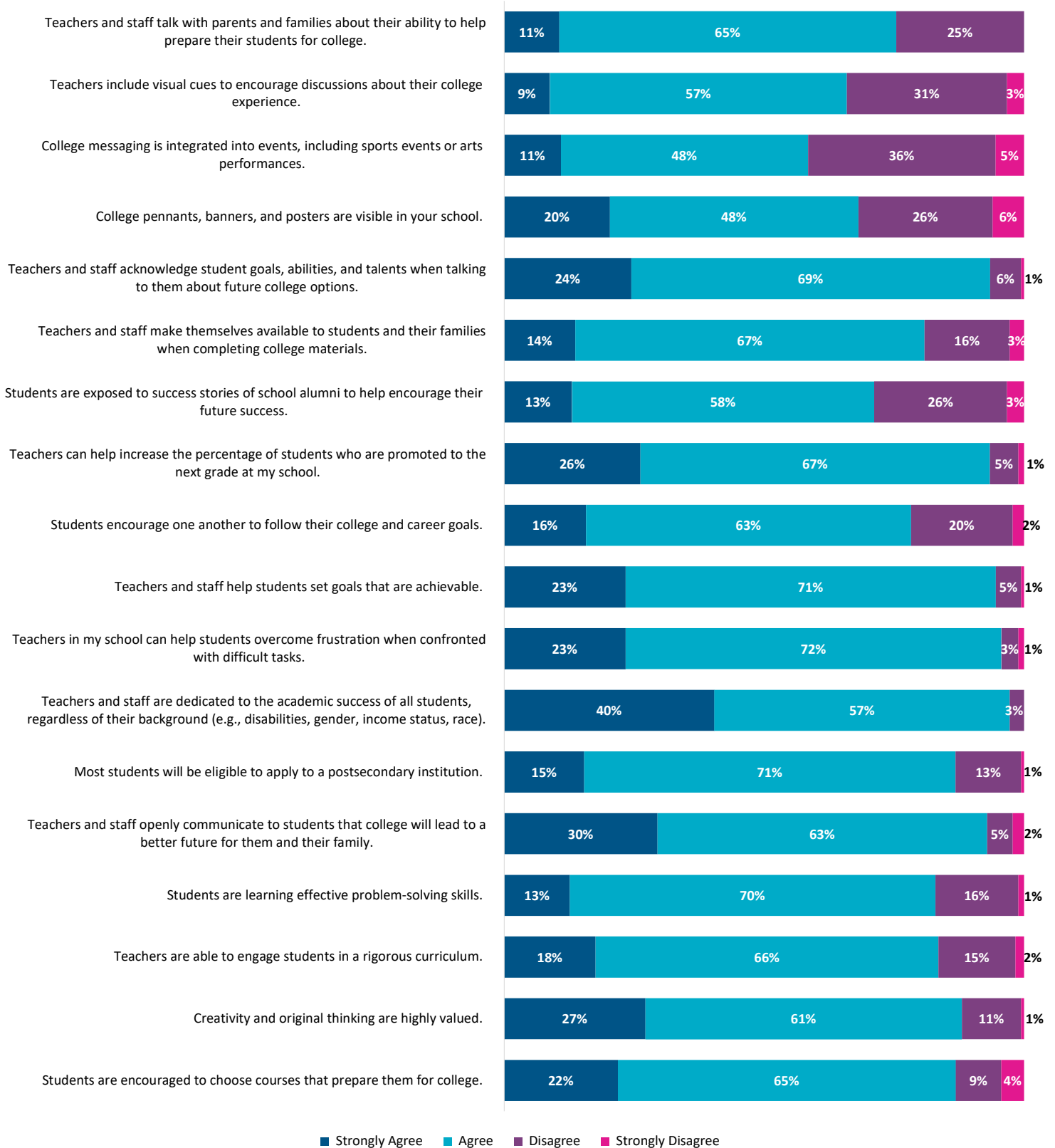


What has been your personal experience receiving financing for postsecondary education?*

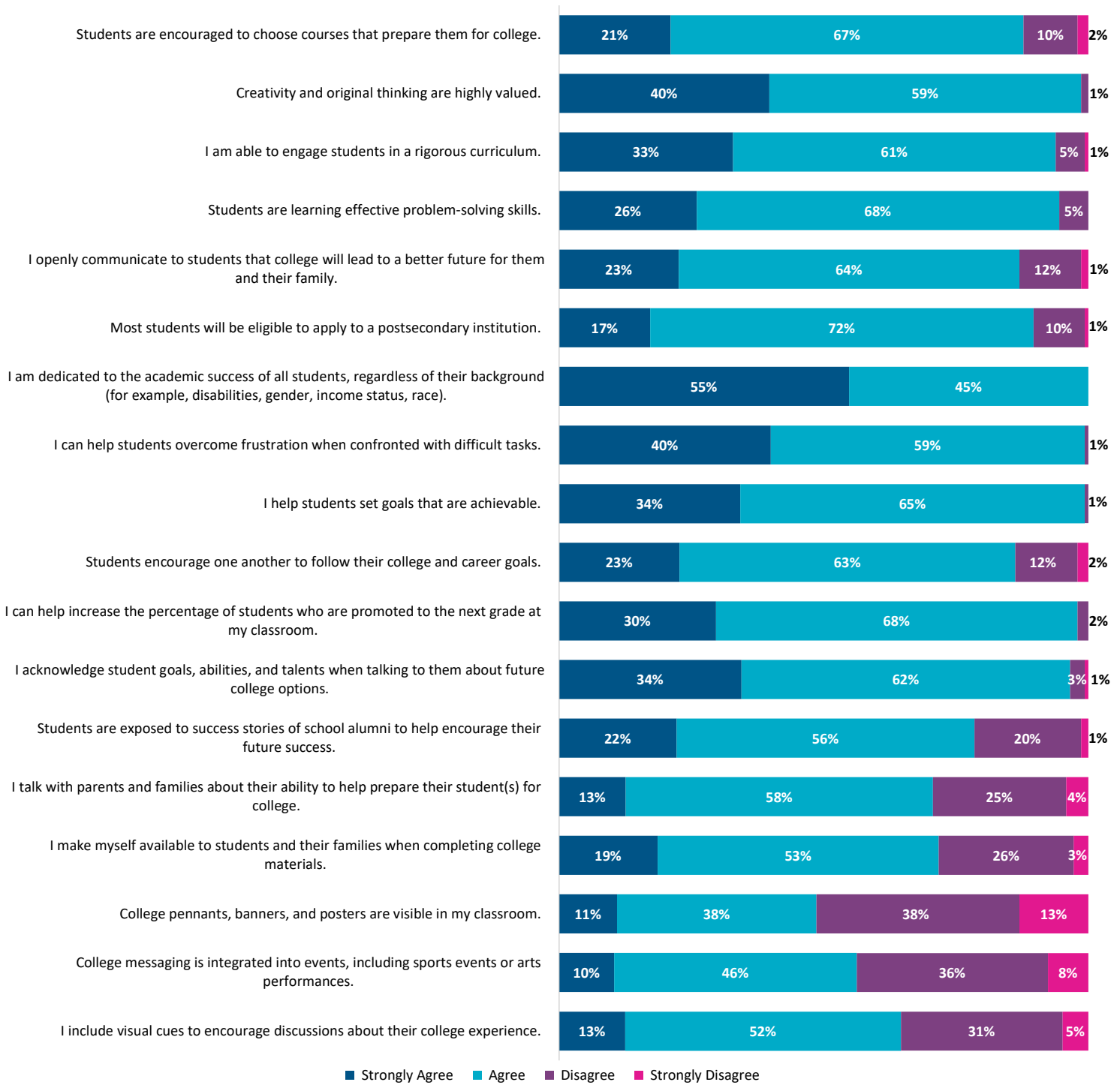


Section 2: School Culture

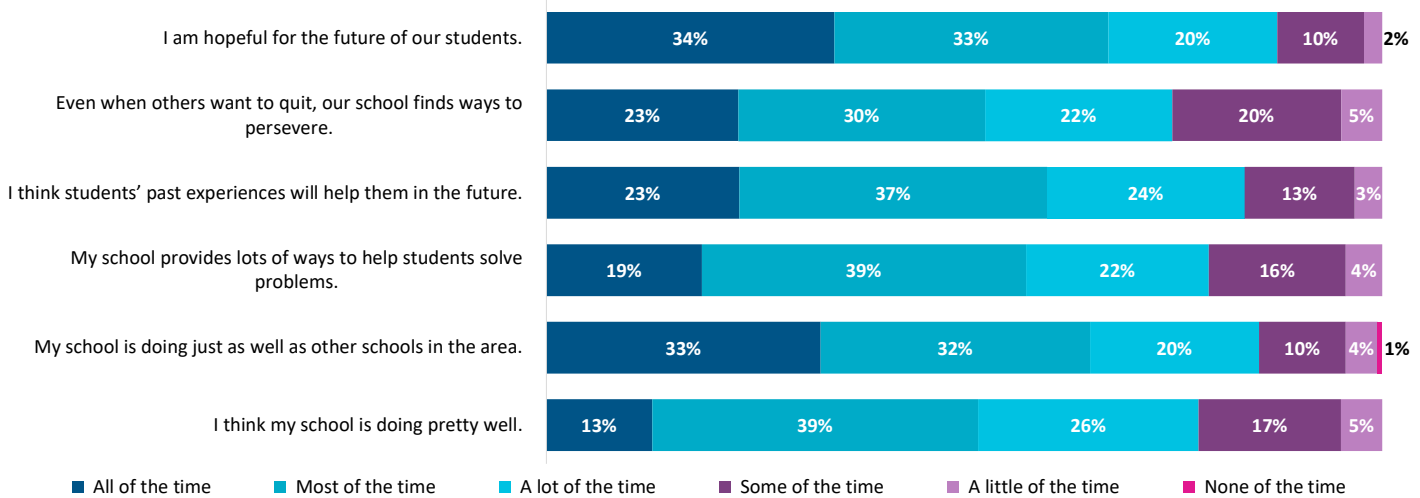
Please rate your level of agreement with each statement as it reflects YOUR SCHOOL:



Teachers only: Please rate your level of agreement with each statement as it reflects YOUR CLASSROOM:

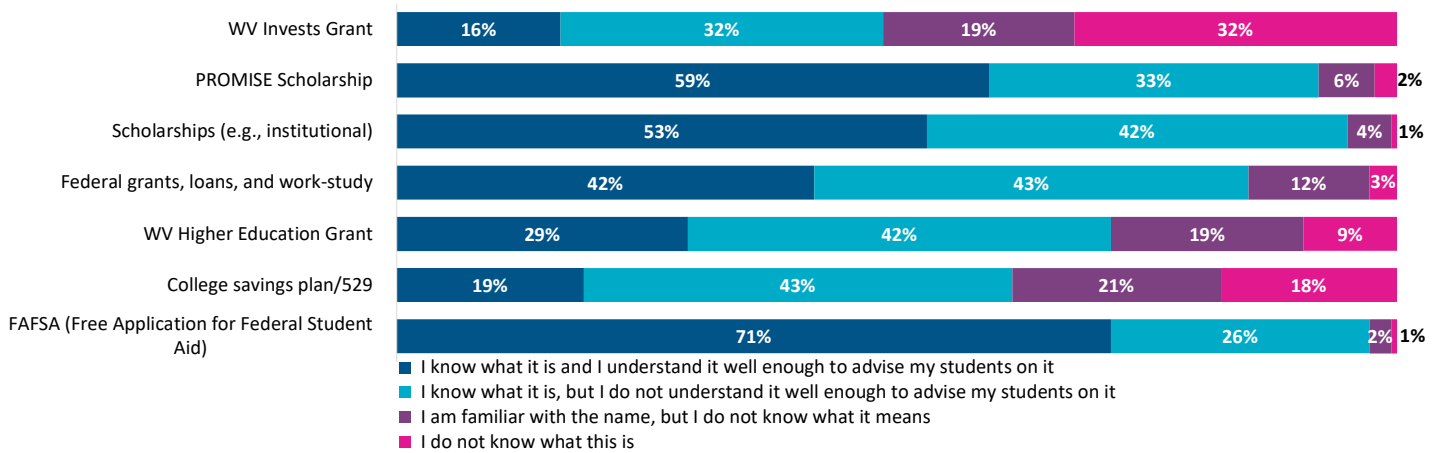


Please read the following sentences below and think about how your school is doing in most situations.

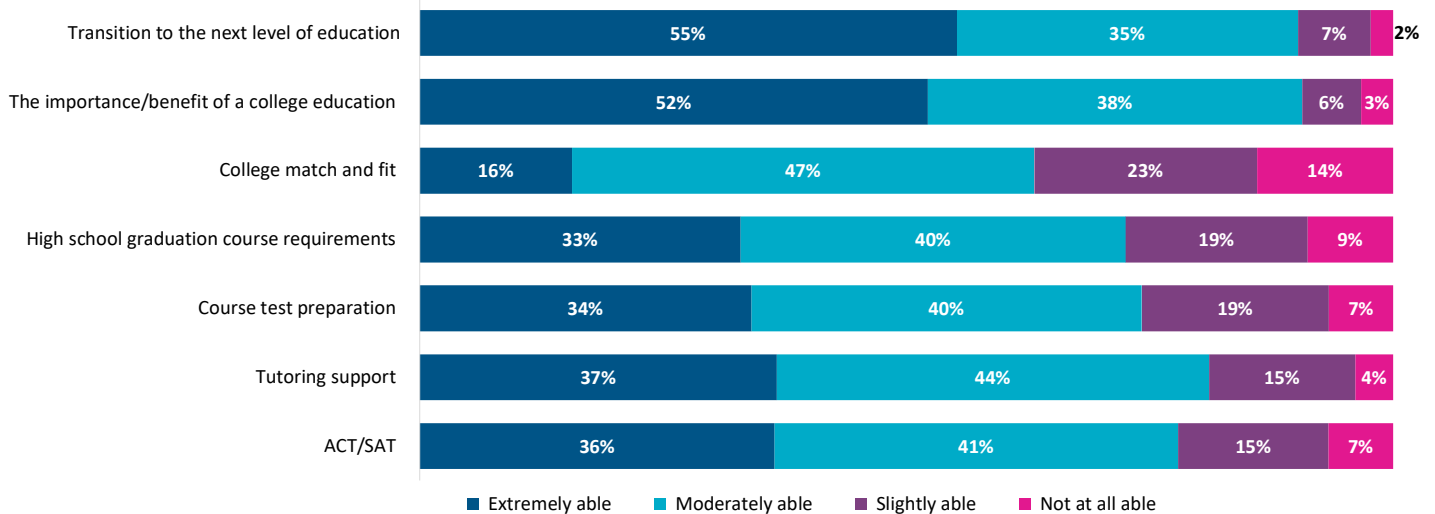


Section 3: College and Financial Aid Knowledge

Please rate your level of knowledge about each of the following programs that students and families can use to pay for college.



Please rate your ability to assist students and their families in understanding the following topics.



Financial aid programs available to West Virginia Students[^]

This need-based financial aid program for West Virginia students provided maximum annual awards of \$3,000 during the 2021-22 school year. This amount does not need to be paid back.



This merit-based financial aid program for West Virginia residents offers up to \$4,750 annually to cover the cost of tuition and mandatory fees. This amount does not need to be paid back.



This financial aid program for West Virginia students enrolled in eligible certificate and associate degree programs provides aid to cover the remaining amount of tuition, mandatory fees, and academic program fees that are not covered by other scholarships and grants.

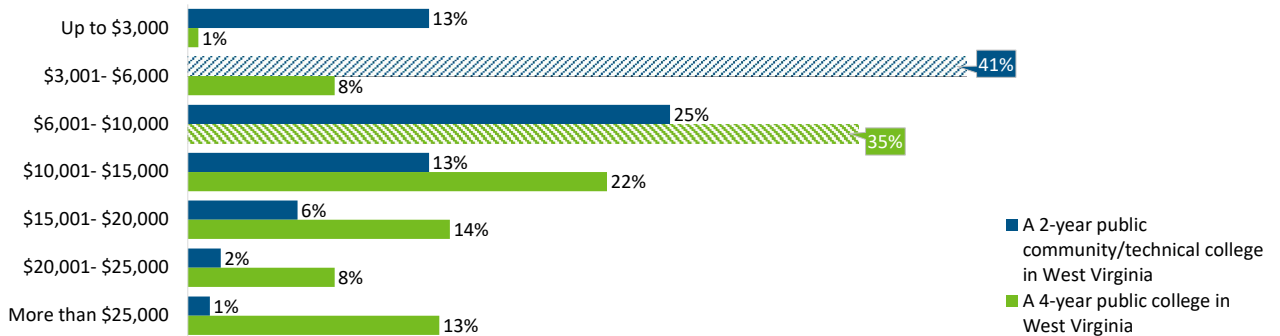


This need-based U.S. financial aid program provided qualifying students up to \$6,495 during the 2021-22 school year. This amount does not need to be paid back.



[^]The correct responses are indicated by the color filled bar.

On average, how much do you think it costs for one year of in-state tuition to attend the following college options in West Virginia? Your estimate should not include the cost of food, housing, or books. [^]



[^]The correct responses are indicated by pattern filled bar.

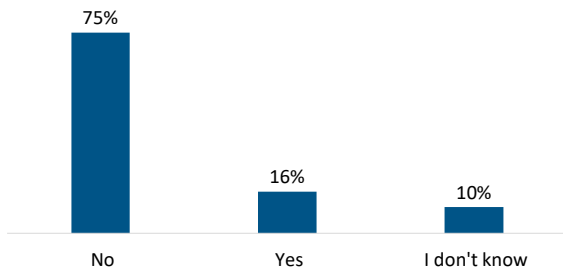
Section 4: College Readiness and/or GEAR UP Involvement

Please select to what extent your school promotes each of the following activities. Then, please indicate whether you have been involved in that activity (e.g., as a participant, activity organizer).

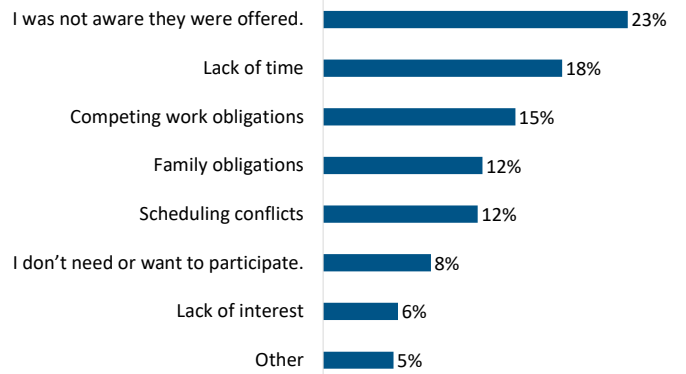
| | <i>extent your school promotes each of the following activities</i> | | | | <i>been involved in that activity</i> | |
|--------------------------------------------------------|---------------------------------------------------------------------|-------------------|-----------------|-------------------|---------------------------------------|------------|
| | Extremely | Moderately | Slightly | Not at all | No | Yes |
| Academic planning/career advising | 28% | 41% | 22% | 10% | 48% | 52% |
| Academic/tutoring support | 31% | 44% | 21% | 5% | 43% | 57% |
| ACT/SAT preparation | 28% | 32% | 17% | 23% | 54% | 46% |
| Assistance with completing financial aid forms (FAFSA) | 38% | 22% | 13% | 27% | 64% | 36% |
| College Application and Exploration Week | 31% | 33% | 16% | 20% | 57% | 43% |
| College campus visits (including virtual) | 28% | 38% | 23% | 11% | 51% | 49% |
| College Decision Day and/or other acceptance events | 27% | 27% | 19% | 27% | 65% | 35% |
| Credit recovery, AP, and dual credit opportunities | 33% | 30% | 13% | 24% | 58% | 42% |
| Financial literacy workshops | 22% | 38% | 21% | 19% | 76% | 24% |
| Mentoring programs (e.g., Student Success Society) | 10% | 34% | 30% | 26% | 73% | 27% |
| One-on-one advising with students | 33% | 44% | 18% | 6% | 43% | 57% |
| Parent/family peer networks | 14% | 39% | 35% | 13% | 62% | 38% |
| Professional development | 25% | 37% | 28% | 10% | 46% | 54% |
| Summer activities (e.g., Student Leadership Academy) | 18% | 37% | 31% | 14% | 76% | 24% |
| Text 4 Success initiative | 6% | 18% | 28% | 48% | 90% | 10% |

Note: Blue column percentages are based on those respondents who indicated promotion of an activity. Pink column percentages are based on those respondents who indicated they were involved in an activity.

Have you ever participated in GEAR UP-sponsored activities or received support through GEAR UP?



If you did not participate in one or more of these activities/services, why not?*



Final Note: Additional questions from the personnel survey that were only for site coordinators are not included in this report to protect their anonymity.



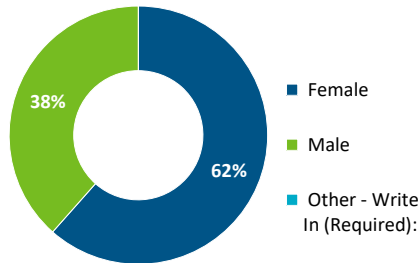
| | |
|------------------------------------|-----|
| County-Level Response Rate: | |
| Estimated School Personnel | 59 |
| Surveys Received | 39 |
| Response Rate | 66% |

| | |
|--------------|--------------------------------|
| School Name: | Webster County |
| Survey Type: | School Personnel Survey Report |

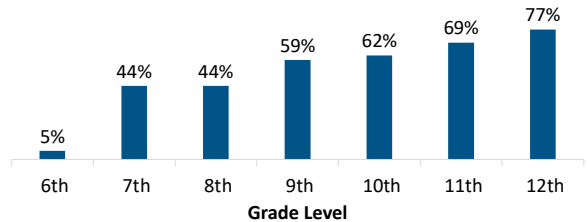
Note: Throughout this report, all percentages are rounded to the nearest whole number; amounts lower than 0.5% are rounded down to 0%. An asterick indicates a select all that apply question; amounts may exceed 100%.

Section 1: About Yourself

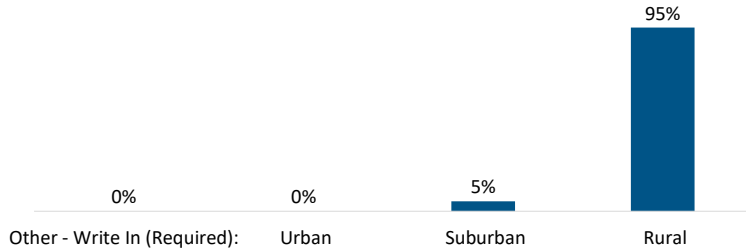
What is your gender?



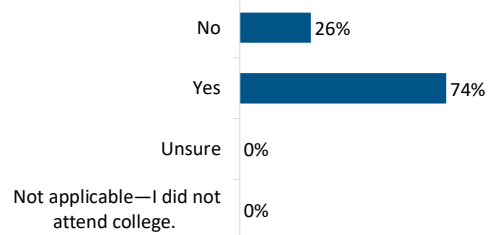
What current grade level(s) do you serve?*



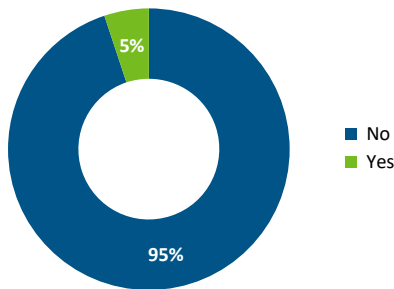
What type of community did you grow up in?



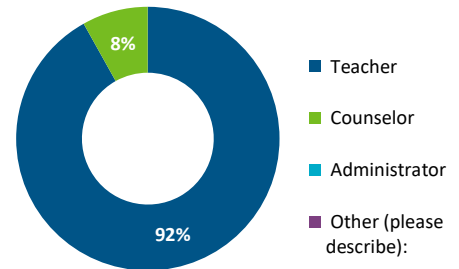
When you attended college, were you a first-generation college student?



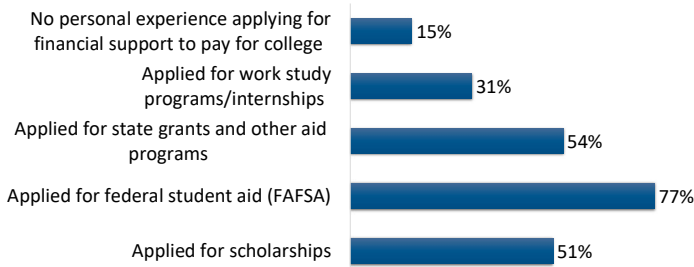
Are you a GEAR UP site coordinator?



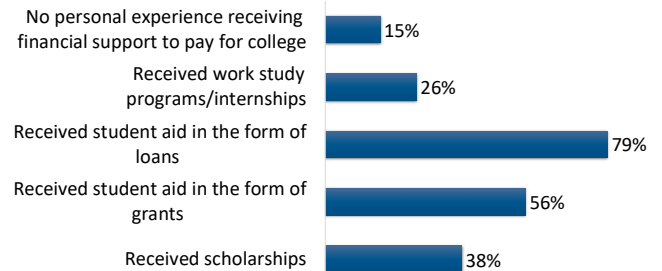
What is your current primary position at your school?



What has been your personal experience applying for financing for postsecondary education?*

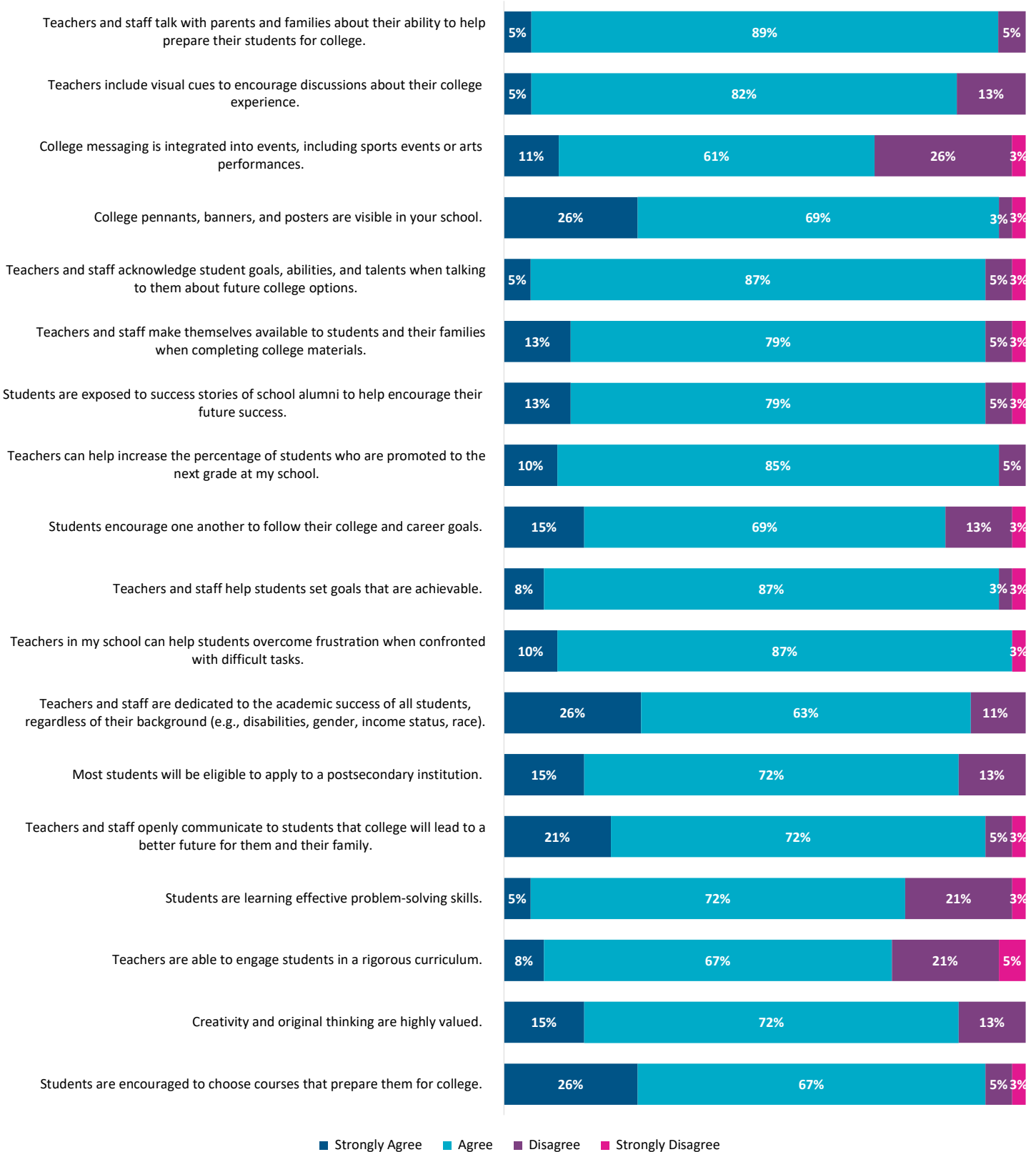


What has been your personal experience receiving financing for postsecondary education?*

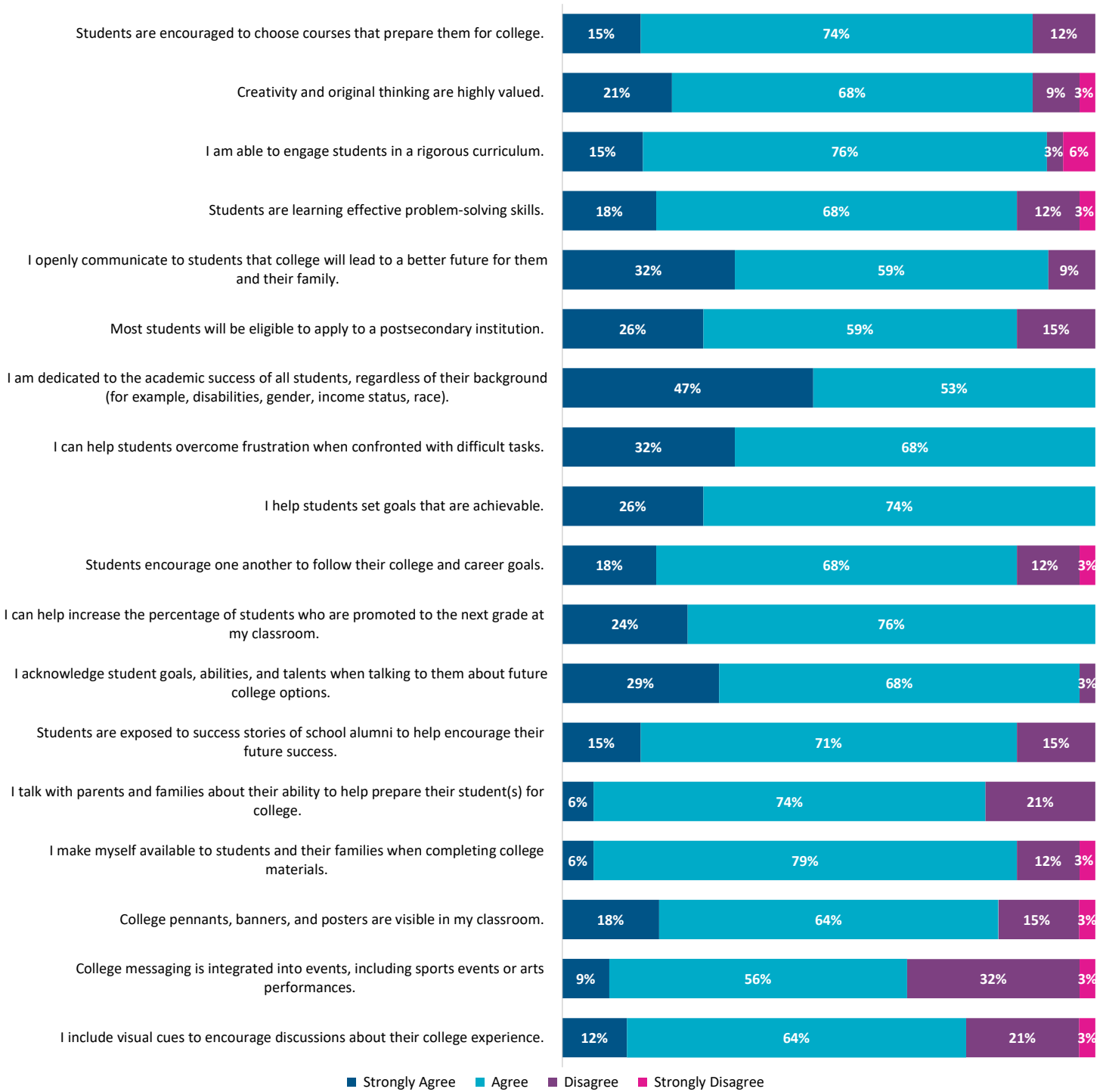


Section 2: School Culture

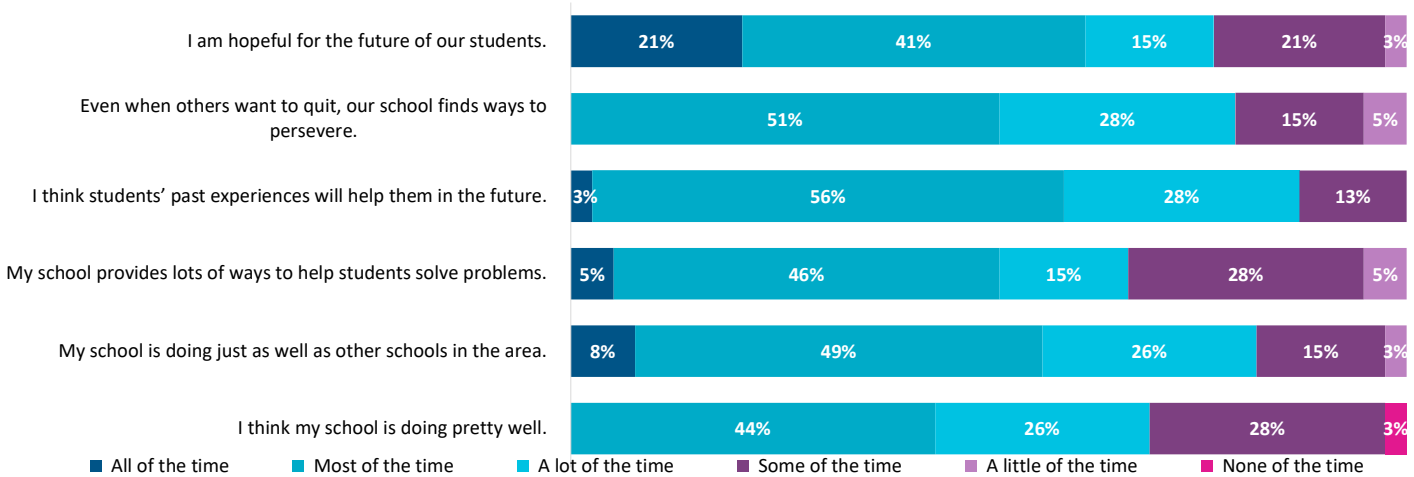
Please rate your level of agreement with each statement as it reflects YOUR SCHOOL:



Teachers only: Please rate your level of agreement with each statement as it reflects YOUR CLASSROOM:

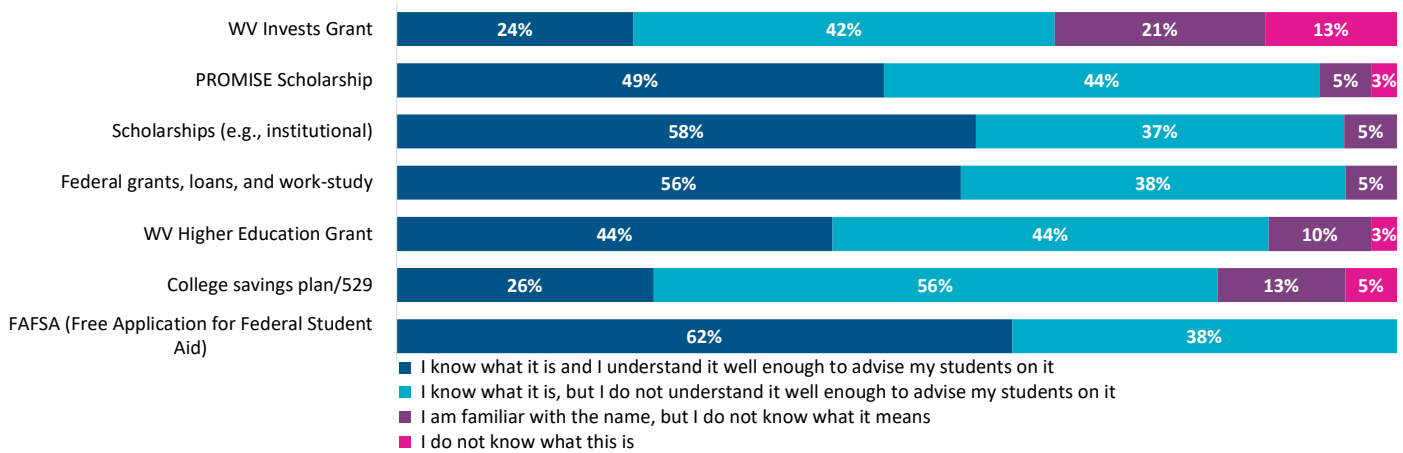


Please read the following sentences below and think about how your school is doing in most situations.

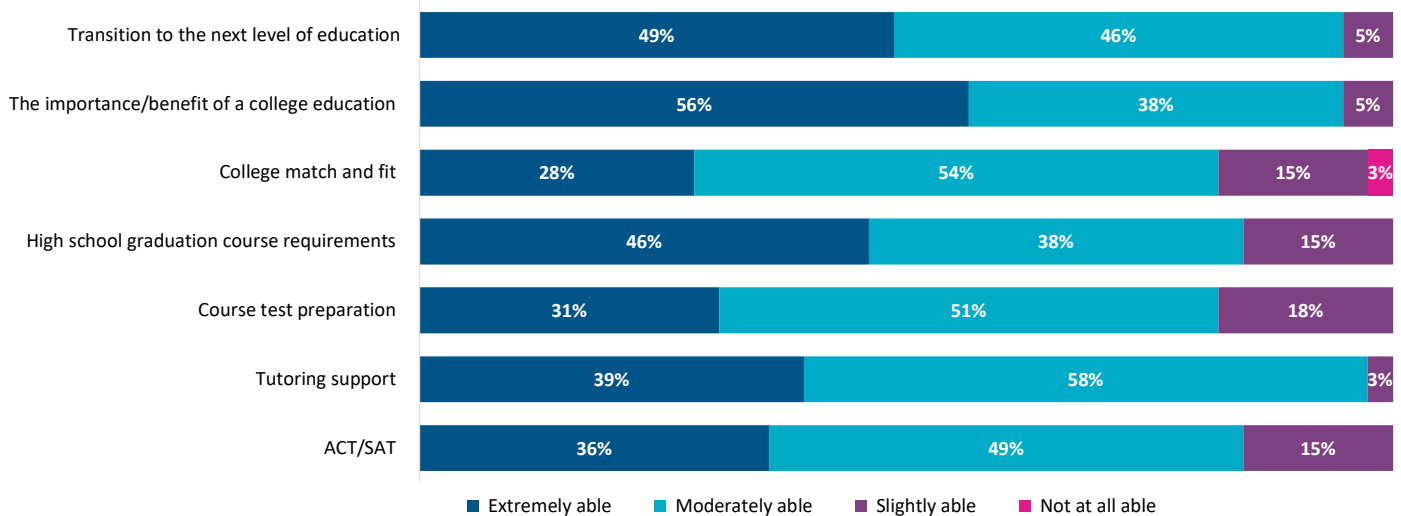


Section 3: College and Financial Aid Knowledge

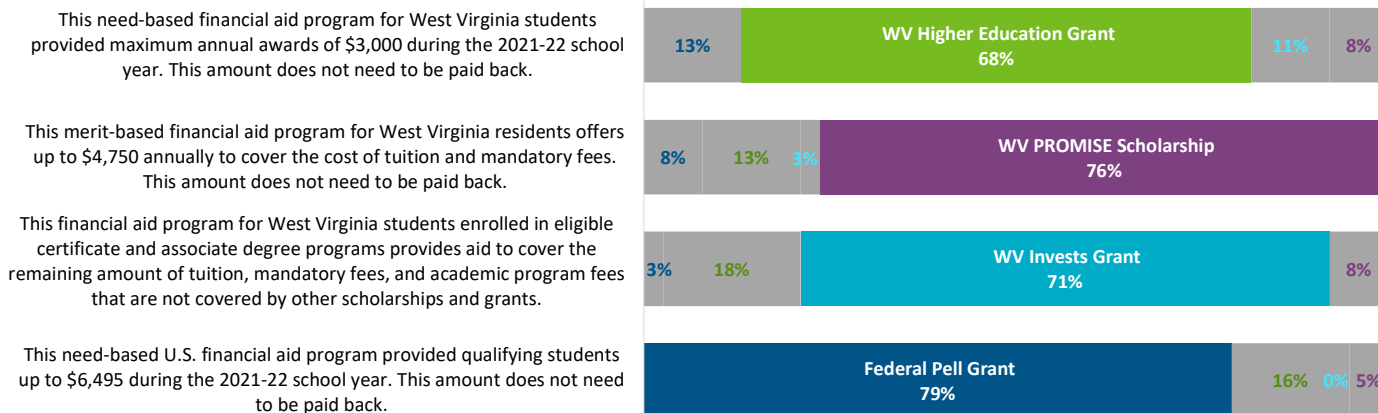
Please rate your level of knowledge about each of the following programs that students and families can use to pay for college.



Please rate your ability to assist students and their families in understanding the following topics.

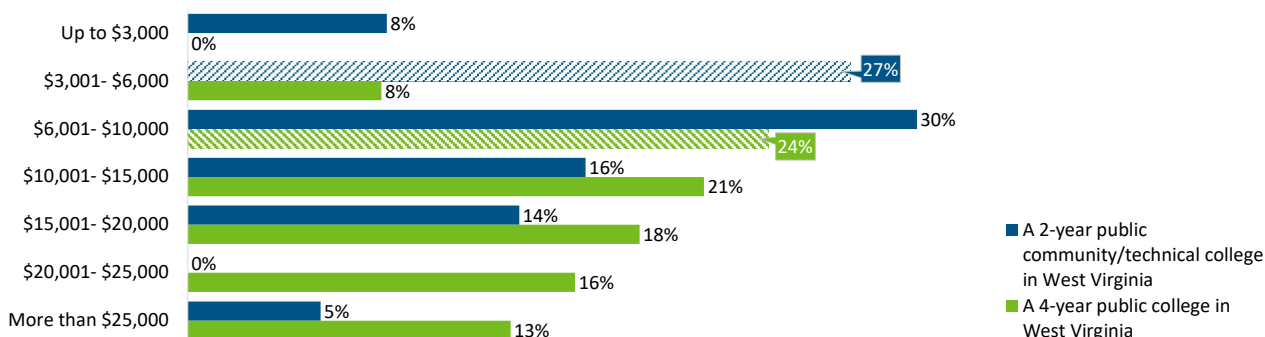


Financial aid programs available to West Virginia Students[^]



[^]The correct responses are indicated by the color filled bar.

On average, how much do you think it costs for one year of in-state tuition to attend the following college options in West Virginia? Your estimate should not include the cost of food, housing, or books. [^]



[^]The correct responses are indicated by pattern filled bar.

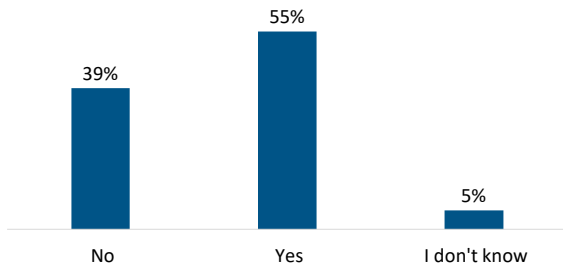
Section 4: College Readiness and/or GEAR UP Involvement

Please select to what extent your school promotes each of the following activities. Then, please indicate whether you have been involved in that activity (e.g., as a participant, activity organizer).

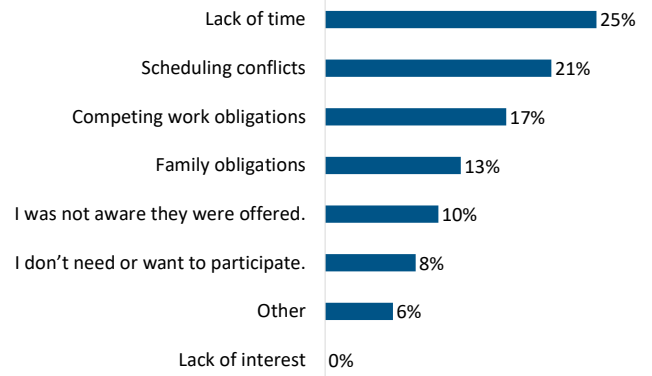
| | extent your school promotes each of the following activities | | | | been involved in that activity | |
|--------------------------------------------------------|--------------------------------------------------------------|------------|----------|------------|--------------------------------|-----|
| | Extremely | Moderately | Slightly | Not at all | No | Yes |
| Academic planning/career advising | 33% | 51% | 8% | 8% | 48% | 52% |
| Academic/tutoring support | 49% | 41% | 3% | 8% | 43% | 57% |
| ACT/SAT preparation | 44% | 44% | 8% | 5% | 54% | 46% |
| Assistance with completing financial aid forms (FAFSA) | 74% | 18% | 3% | 5% | 64% | 36% |
| College Application and Exploration Week | 64% | 31% | 3% | 3% | 57% | 43% |
| College campus visits (including virtual) | 49% | 41% | 5% | 5% | 51% | 49% |
| College Decision Day and/or other acceptance events | 62% | 33% | 0% | 5% | 65% | 35% |
| Credit recovery, AP, and dual credit opportunities | 67% | 23% | 3% | 8% | 58% | 42% |
| Financial literacy workshops | 46% | 46% | 3% | 5% | 76% | 24% |
| Mentoring programs (e.g., Student Success Society) | 19% | 62% | 8% | 11% | 73% | 27% |
| One-on-one advising with students | 31% | 54% | 8% | 8% | 43% | 57% |
| Parent/family peer networks | 18% | 61% | 13% | 8% | 62% | 38% |
| Professional development | 16% | 54% | 19% | 11% | 46% | 54% |
| Summer activities (e.g., Student Leadership Academy) | 26% | 50% | 16% | 8% | 76% | 24% |
| Text 4 Success initiative | 25% | 47% | 11% | 17% | 90% | 10% |

Note: Blue column percentages are based on those respondents who indicated promotion of an activity. Pink column percentages are based on those respondents who indicated they were involved in an activity.

Have you ever participated in GEAR UP-sponsored activities or received support through GEAR UP?



If you did not participate in one or more of these activities/services, why not?*



Final Note: Additional questions from the personnel survey that were only for site coordinators are not included in this report to protect their anonymity.



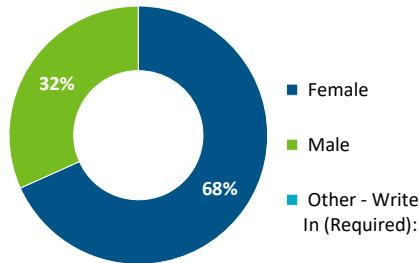
| | |
|------------------------------------|-----|
| County-Level Response Rate: | |
| Estimated School Personnel | 66 |
| Surveys Received | 41 |
| Response Rate | 62% |

| | |
|--------------|--------------------------------|
| School Name: | Wirt County |
| Survey Type: | School Personnel Survey Report |

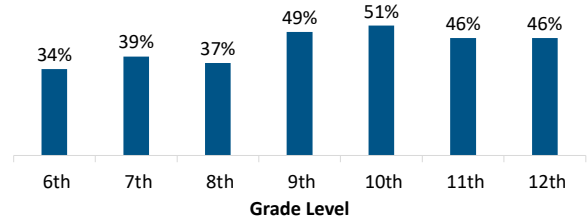
Note: Throughout this report, all percentages are rounded to the nearest whole number; amounts lower than 0.5% are rounded down to 0%. An asterisk indicates a select all that apply question; amounts may exceed 100%.

Section 1: About Yourself

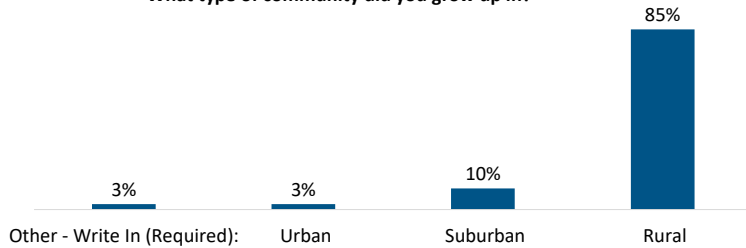
What is your gender?



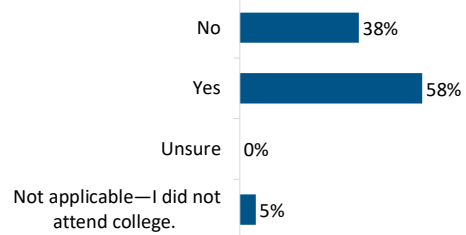
What current grade level(s) do you serve?*



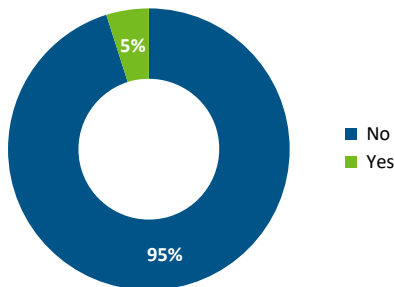
What type of community did you grow up in?



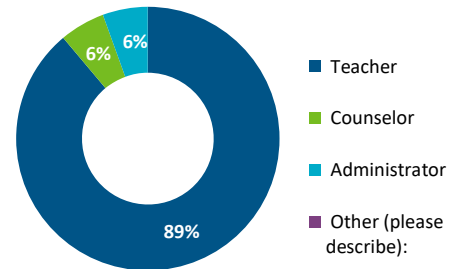
When you attended college, were you a first-generation college student?



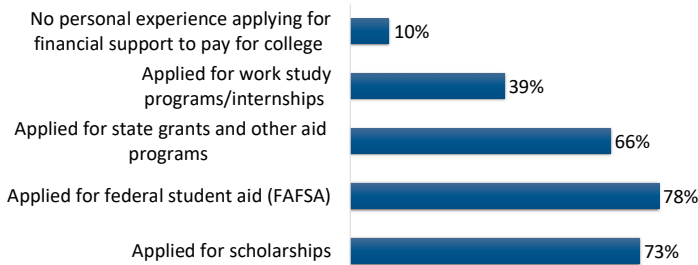
Are you a GEAR UP site coordinator?



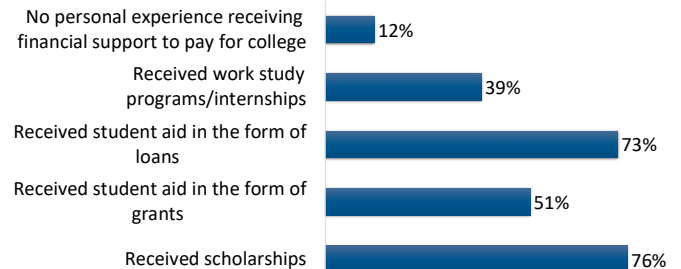
What is your current primary position at your school?



What has been your personal experience applying for financing for postsecondary education?*

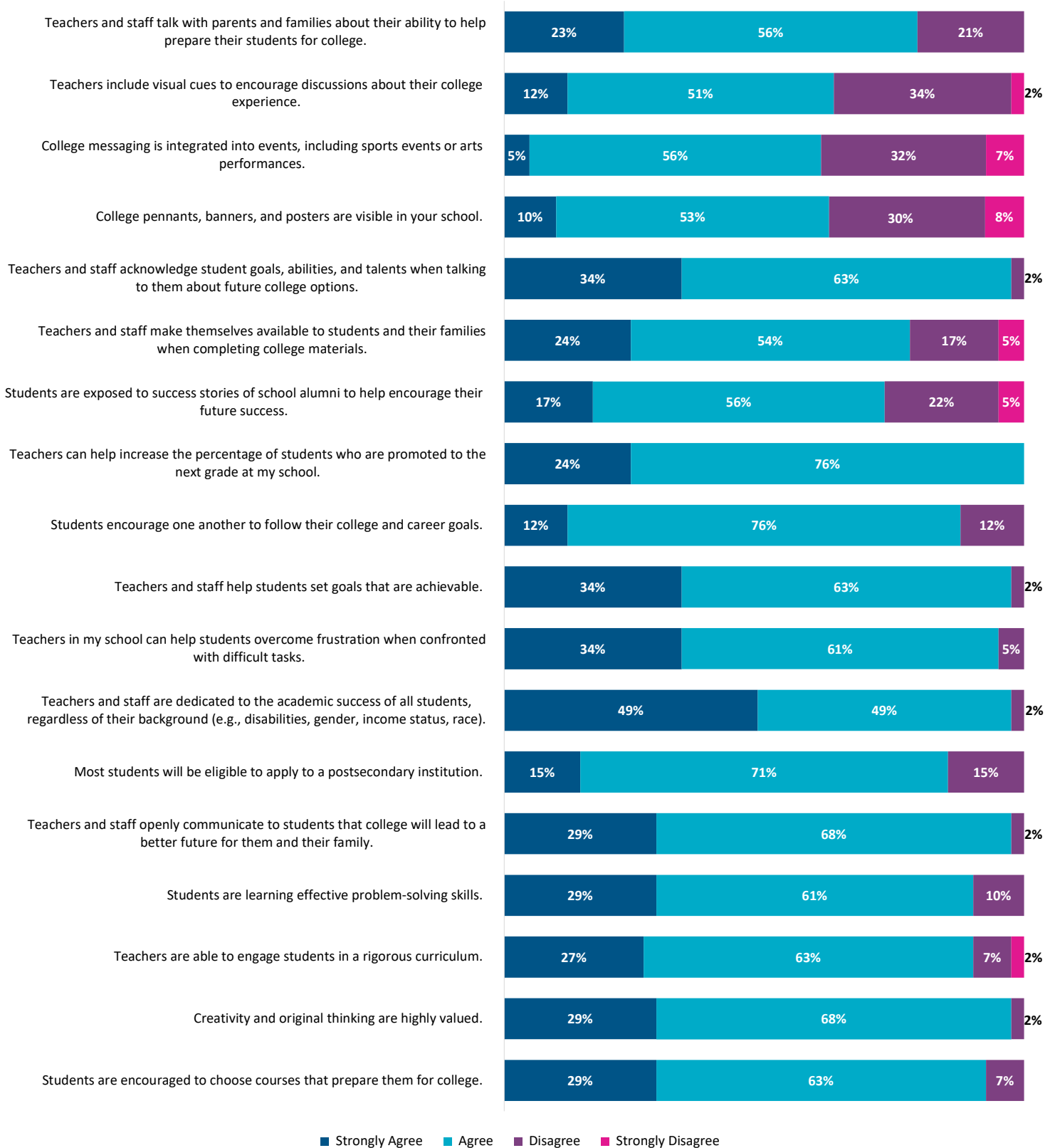


What has been your personal experience receiving financing for postsecondary education?*

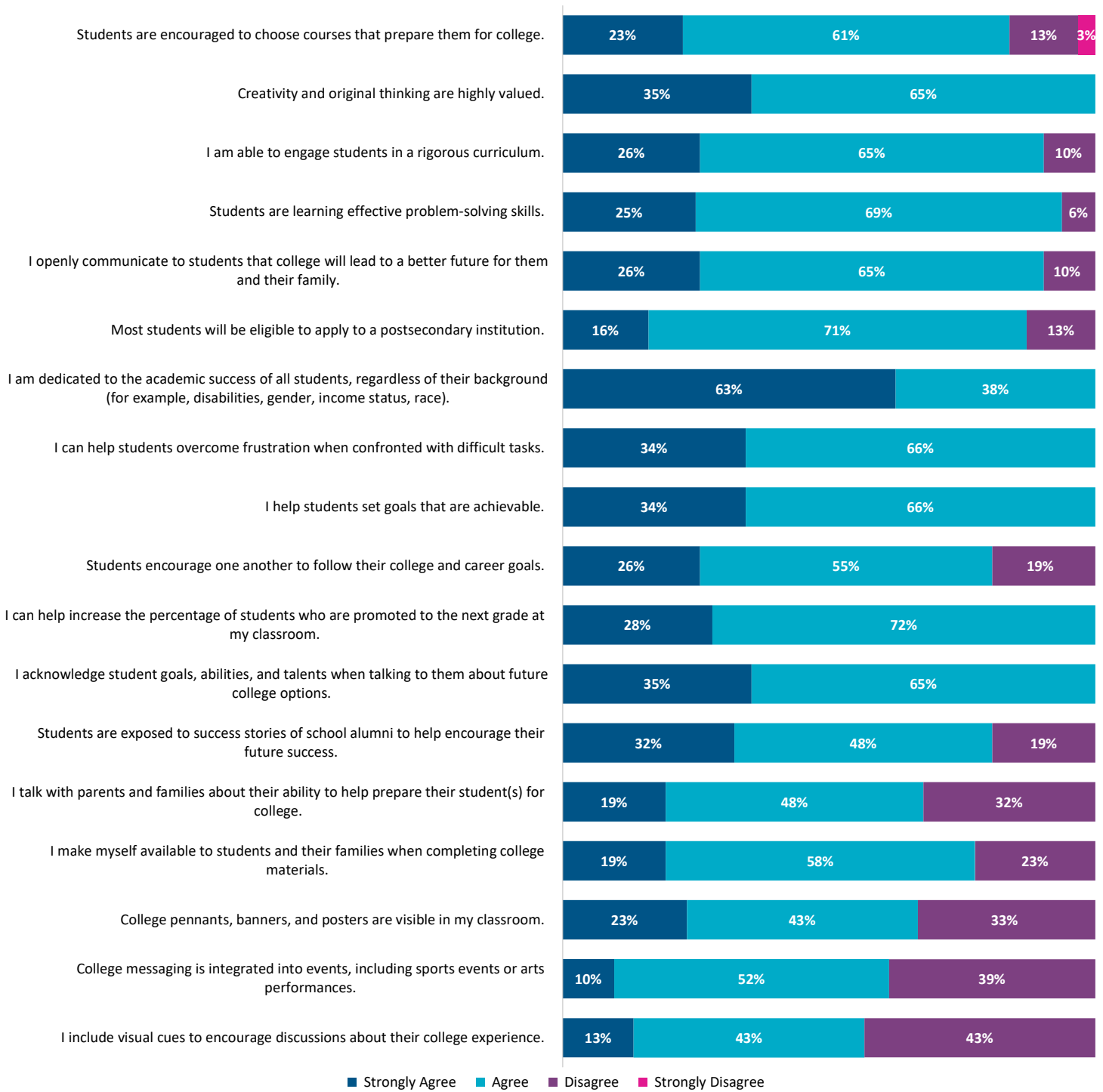


Section 2: School Culture

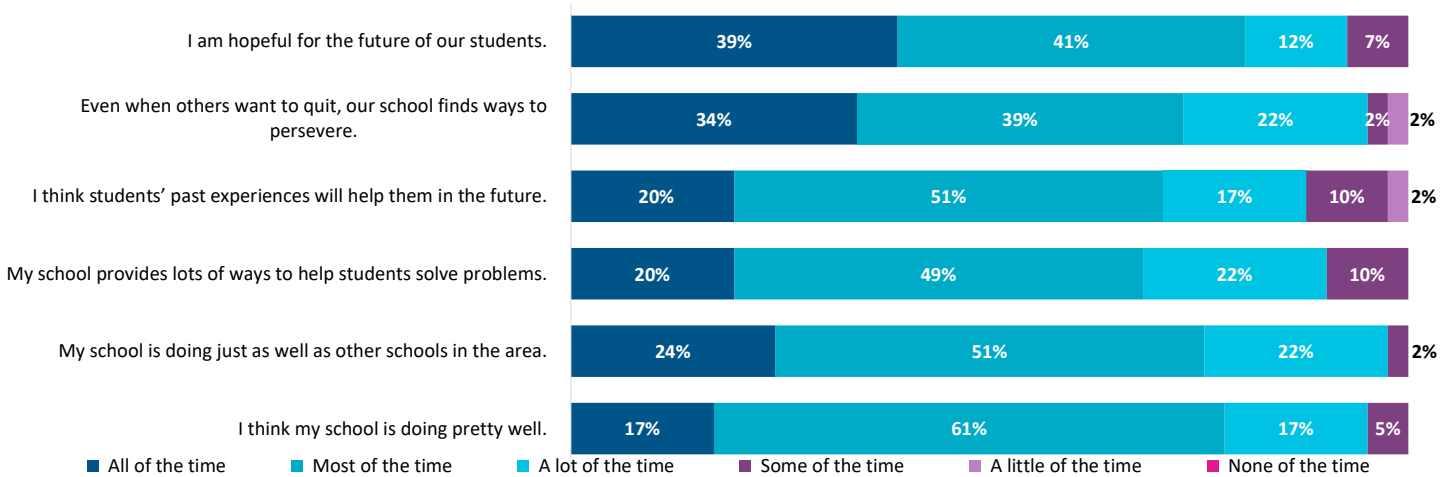
Please rate your level of agreement with each statement as it reflects YOUR SCHOOL:



Teachers only: Please rate your level of agreement with each statement as it reflects YOUR CLASSROOM:

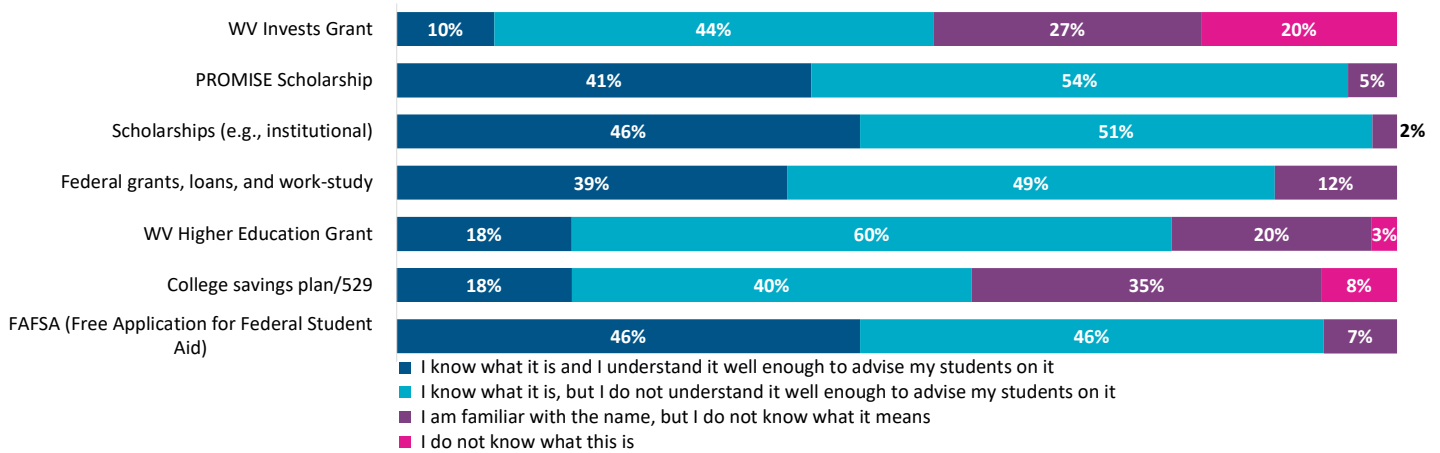


Please read the following sentences below and think about how your school is doing in most situations.

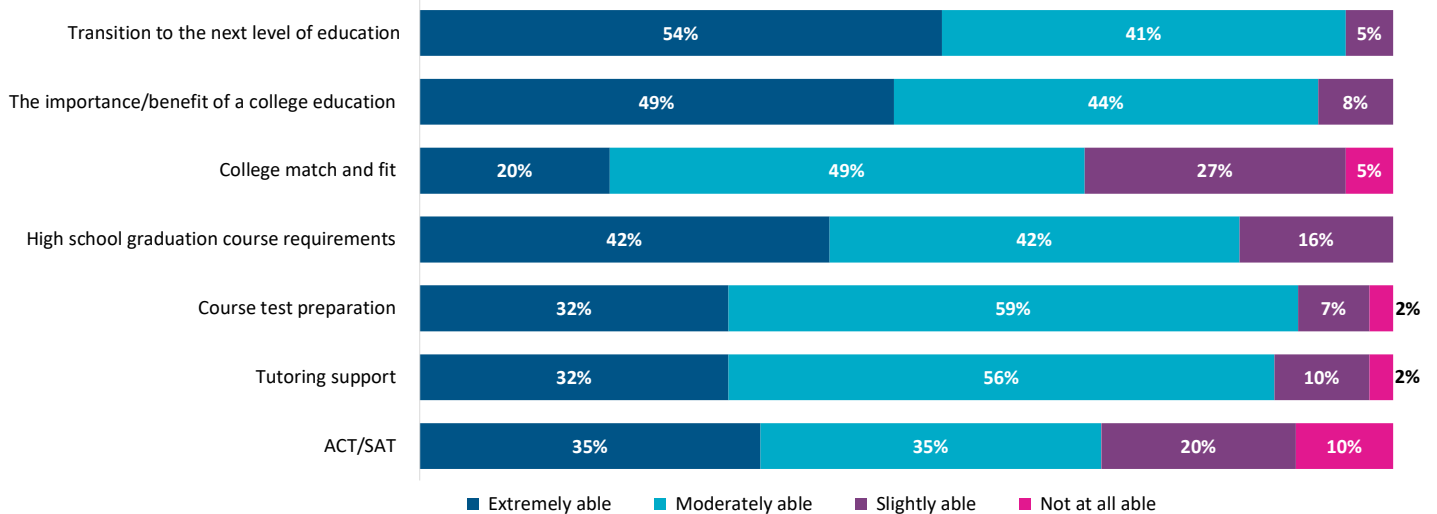


Section 3: College and Financial Aid Knowledge

Please rate your level of knowledge about each of the following programs that students and families can use to pay for college.



Please rate your ability to assist students and their families in understanding the following topics.



Financial aid programs available to West Virginia Students[^]

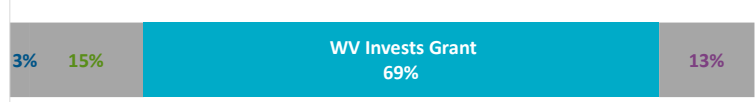
This need-based financial aid program for West Virginia students provided maximum annual awards of \$3,000 during the 2021-22 school year. This amount does not need to be paid back.



This merit-based financial aid program for West Virginia residents offers up to \$4,750 annually to cover the cost of tuition and mandatory fees. This amount does not need to be paid back.



This financial aid program for West Virginia students enrolled in eligible certificate and associate degree programs provides aid to cover the remaining amount of tuition, mandatory fees, and academic program fees that are not covered by other scholarships and grants.

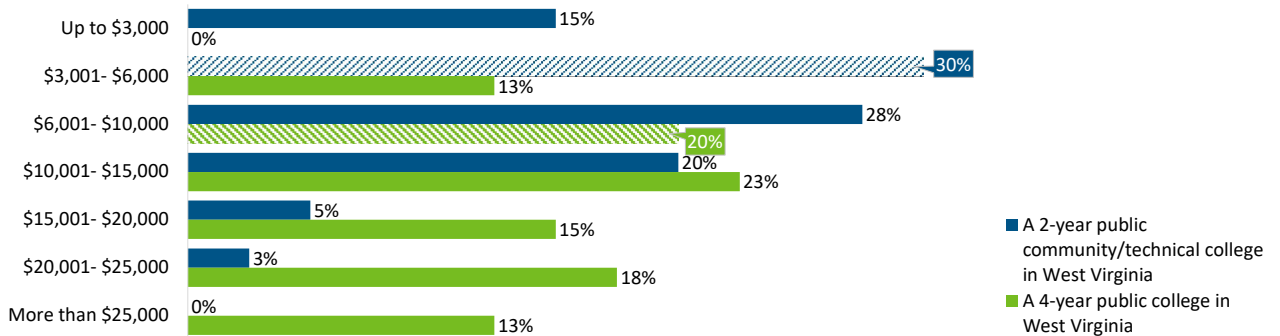


This need-based U.S. financial aid program provided qualifying students up to \$6,495 during the 2021-22 school year. This amount does not need to be paid back.



[^]The correct responses are indicated by the color filled bar.

On average, how much do you think it costs for one year of in-state tuition to attend the following college options in West Virginia? Your estimate should not include the cost of food, housing, or books. [^]



[^]The correct responses are indicated by pattern filled bar.

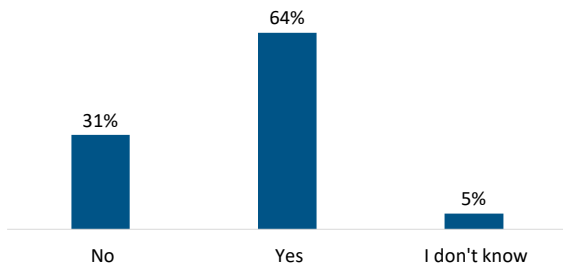
Section 4: College Readiness and/or GEAR UP Involvement

Please select to what extent your school promotes each of the following activities. Then, please indicate whether you have been involved in that activity (e.g., as a participant, activity organizer).

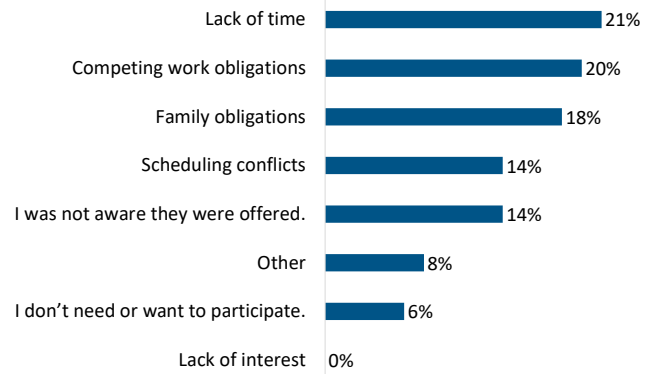
| | extent your school promotes each of the following activities | | | | been involved in that activity | |
|--------------------------------------------------------|--------------------------------------------------------------|------------|----------|------------|--------------------------------|-----|
| | Extremely | Moderately | Slightly | Not at all | No | Yes |
| Academic planning/career advising | 26% | 54% | 18% | 3% | 48% | 52% |
| Academic/tutoring support | 20% | 63% | 18% | 0% | 43% | 57% |
| ACT/SAT preparation | 26% | 37% | 13% | 24% | 54% | 46% |
| Assistance with completing financial aid forms (FAFSA) | 46% | 21% | 8% | 26% | 64% | 36% |
| College Application and Exploration Week | 36% | 33% | 13% | 18% | 57% | 43% |
| College campus visits (including virtual) | 44% | 31% | 18% | 8% | 51% | 49% |
| College Decision Day and/or other acceptance events | 26% | 36% | 13% | 26% | 65% | 35% |
| Credit recovery, AP, and dual credit opportunities | 46% | 28% | 5% | 21% | 58% | 42% |
| Financial literacy workshops | 21% | 37% | 21% | 21% | 76% | 24% |
| Mentoring programs (e.g., Student Success Society) | 16% | 47% | 26% | 11% | 73% | 27% |
| One-on-one advising with students | 29% | 47% | 18% | 5% | 43% | 57% |
| Parent/family peer networks | 13% | 46% | 33% | 8% | 62% | 38% |
| Professional development | 15% | 67% | 10% | 8% | 46% | 54% |
| Summer activities (e.g., Student Leadership Academy) | 16% | 47% | 26% | 11% | 76% | 24% |
| Text 4 Success initiative | 3% | 38% | 26% | 33% | 90% | 10% |

Note: Blue column percentages are based on those respondents who indicated promotion of an activity. Pink column percentages are based on those respondents who indicated they were involved in an activity.

Have you ever participated in GEAR UP-sponsored activities or received support through GEAR UP?



If you did not participate in one or more of these activities/services, why not?*



Final Note: Additional questions from the personnel survey that were only for site coordinators are not included in this report to protect their anonymity.