



School-Level Response Rates:

Total Enrollment	114
Surveys Received	54
Response Rate	47%

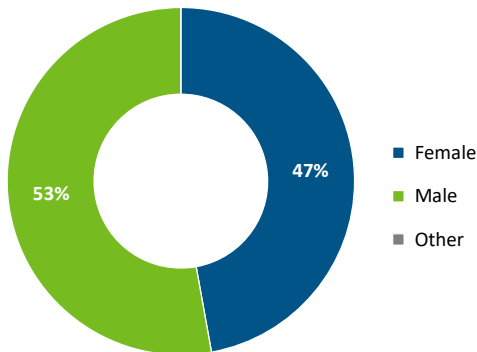


School Name: **Buffalo Middle School**
 Survey Type: **Parent Survey Report**

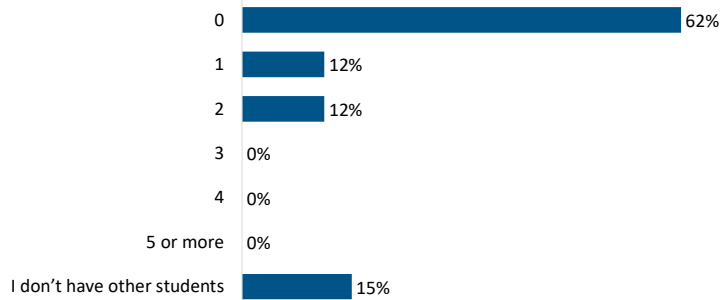
Notes: Throughout this report, all percentages are rounded to the nearest whole number; amounts lower than 0.5% are rounded down to 0%. An asterisk indicates a select all that apply question; amounts may exceed 100%.

Section 1: Background/Demographics

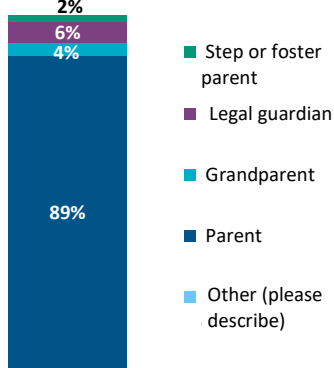
What is your student's gender?




If you have other students, how many have attended or are currently attending college?



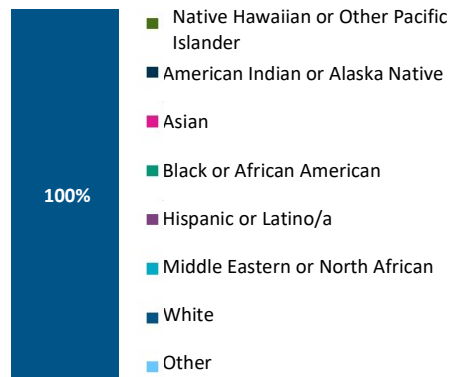
What is your relationship to the student who brought this survey home?*



What is the main language you speak at home?




What is your race/ethnicity?*

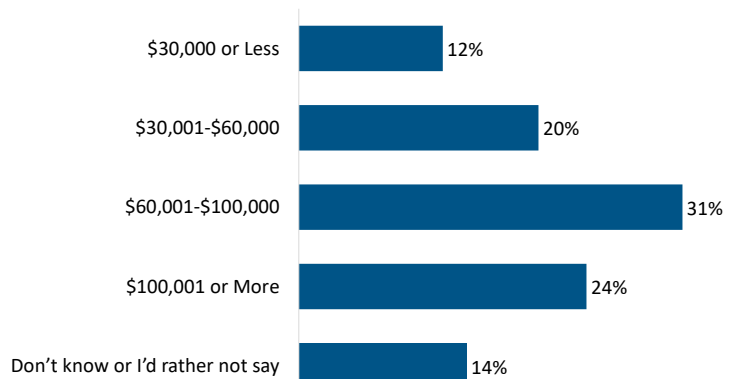


Note: Only those percentages greater than 0% are displayed in the three graphs above.

What is the highest level of education achieved by your student's parent(s)/guardian(s)?

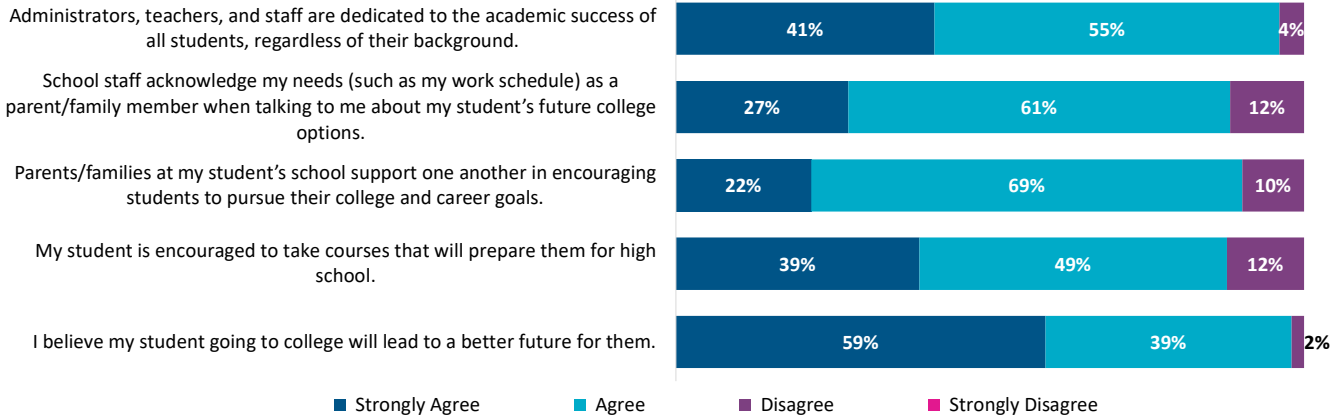


Which of the following options best describes your family's total income (before taxes) during the past 12 months?



Section 2: About Your Student's School

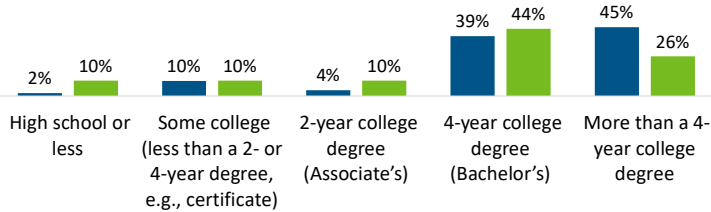
Please select how much you agree with the following statements about your student's school.



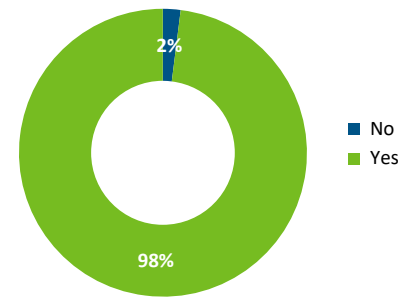
Section 3: Your Student's Educational Goals and Aspirations

What is the highest level of education that you...

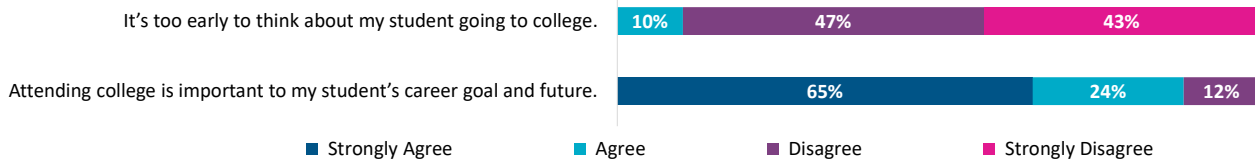
■ would like your student to get? ■ expect your student to get?



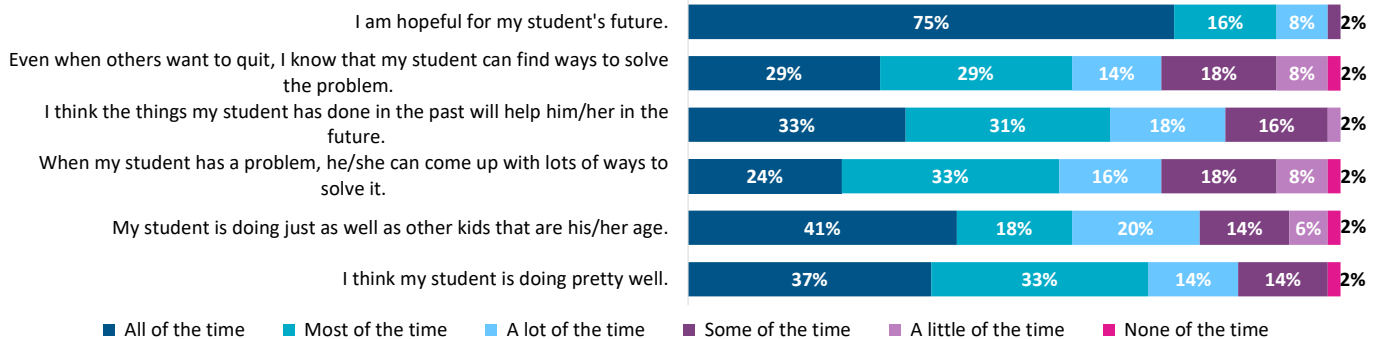
Have you talked with your student about attending college?



How strongly do you agree or disagree with the following statements?

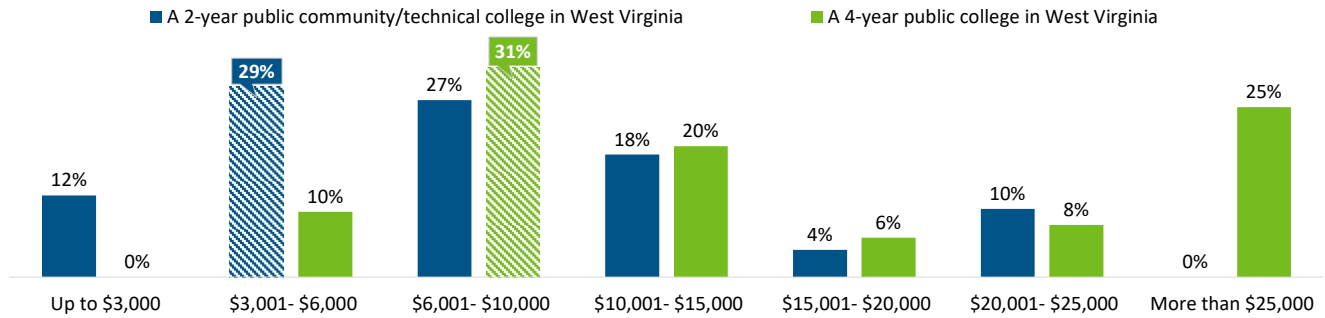


Please read the following sentences below and think about how you/your student are doing in most situations.



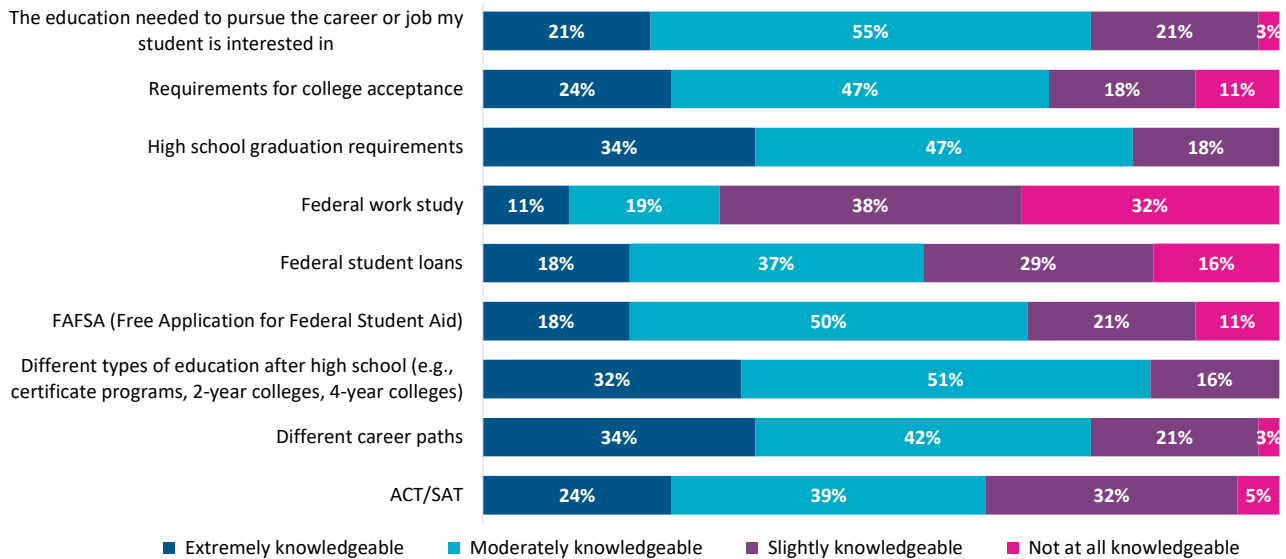
Section 4: College Knowledge and Awareness

On average, how much do you think it costs for one year of in-state tuition to attend the following college options in West Virginia?^



^The correct responses are indicated by a call-out box above a pattern filled bar.

Please rate your level of knowledge about the following topics.



Note: The above results are only from respondents who completed the online version of the parent survey and may not be generalizable to those who took the paper-based survey.

Financial aid programs available to West Virginia students^

This need-based U.S. financial aid program provided qualifying students up to \$6,495 during the 2021-22 school year. This amount does not need to be paid back.



This need-based financial aid program for West Virginia students provided maximum annual awards of \$3,000 during the 2021-22 school year. This amount does not need to be paid back.



This financial aid program for West Virginia students enrolled in eligible certificate and associate degree programs provides aid to cover the remaining amount of tuition, mandatory fees, and academic program fees that are not covered by other scholarships and grants. This amount does not need to be paid back.

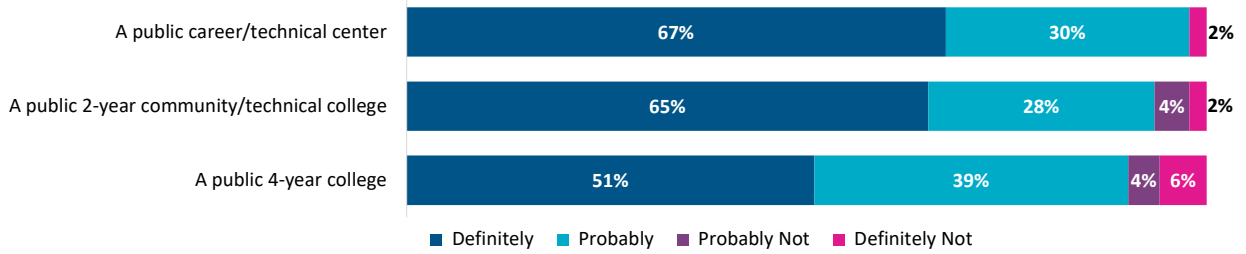


This merit-based financial aid program for West Virginia residents offers up to \$4,750 annually to cover the cost of tuition and mandatory fees. This amount does not need to be paid back.



^The correct responses are indicated by filled bar.

Do you think that your student could afford to attend one of the following types of colleges using financial aid, scholarships, and your family's resources?



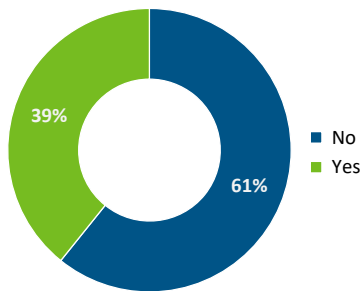
Section 5: College and Career Activities and Services

Have you participated in any of the family activities below? If you did attend, how helpful was the activity in helping you prepare for your student's future?

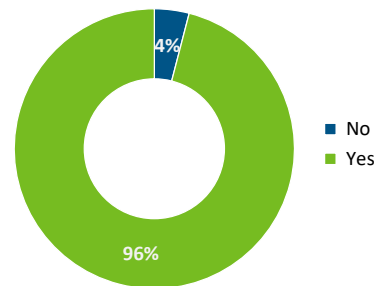
	extent participant found each of the following activities helpful				Number of Participants	non-participation status		
	Extremely helpful	Moderately helpful	Slightly helpful	Not at all helpful		Not offered/does not apply	Offered, but I did not attend	Number of Non-participants
Accessing CFWV.com portal	0%	100%	0%	0%	3	87%	13%	45
College campus visits	45%	27%	27%	0%	11	86%	14%	37
College for West Virginia (CFWV) workshops for families	0%	67%	33%	0%	3	87%	13%	45
Financial aid literacy and assistance	0%	75%	25%	0%	4	84%	16%	44

Note: Blue column percentages are based on those respondents who indicated participation in an activity. Pink column percentages are based on those respondents who indicated they did not participate in an activity.

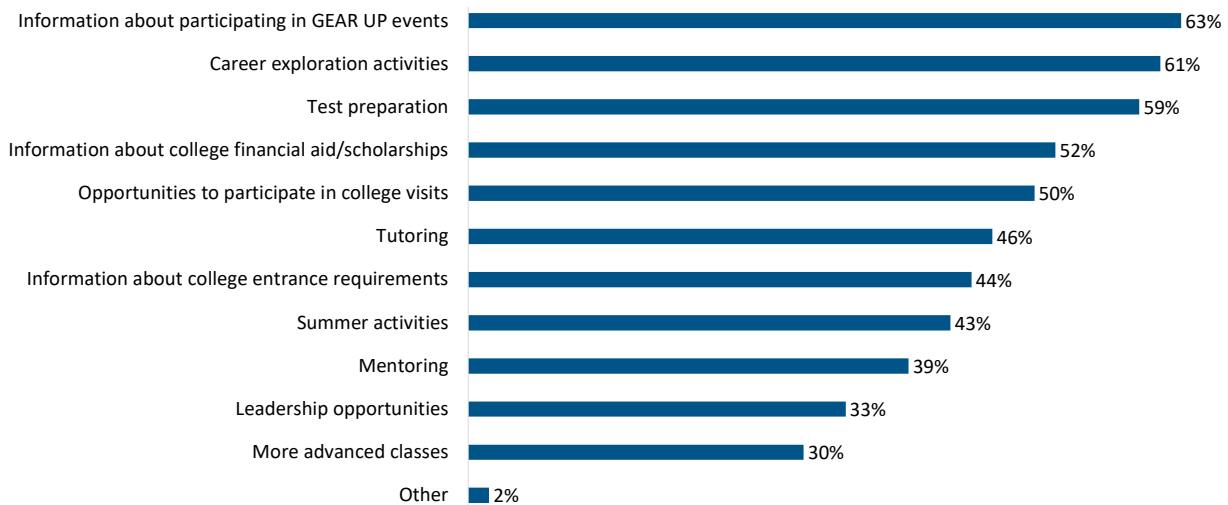
Are you aware that GEAR UP provides resources to help students plan for their education after high school and for career exploration at your student's school?



Would you like to receive more information about the services GEAR UP provides to you and your student?



Which of the following do you need from your student's school or GEAR UP to help your student be more successful in school and more prepared for college?*





School-Level Response Rates:

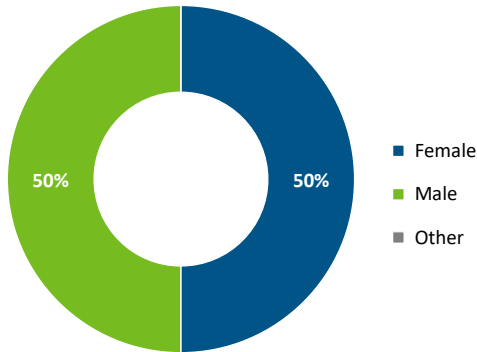
Total Enrollment	45
Surveys Received	26
Response Rate	58%

School Name: **Burch PK8**
 Survey Type: **Parent Survey Report**

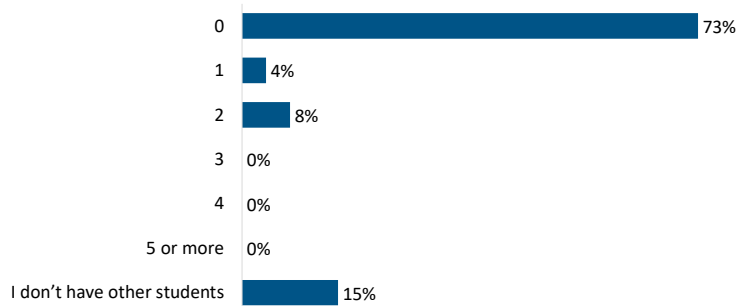
Notes: Throughout this report, all percentages are rounded to the nearest whole number; amounts lower than 0.5% are rounded down to 0%. An asterisk indicates a select all that apply question; amounts may exceed 100%.

Section 1: Background/Demographics

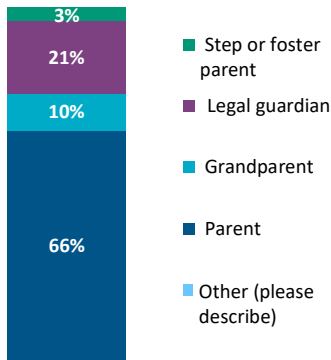
What is your student's gender?



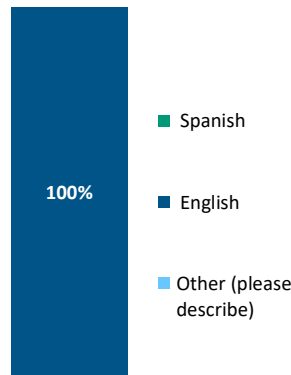
If you have other students, how many have attended or are currently attending college?



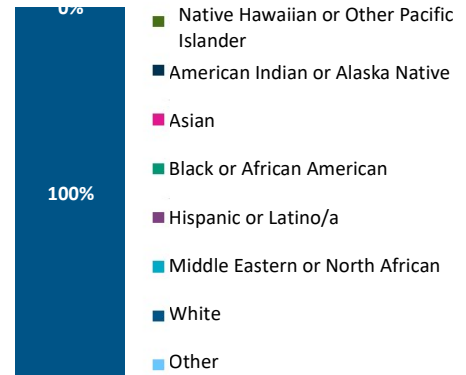
What is your relationship to the student who brought this survey home?*



What is the main language you speak at home?

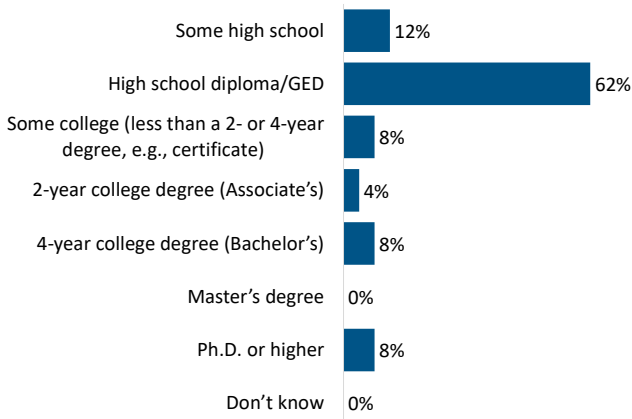


What is your race/ethnicity?*

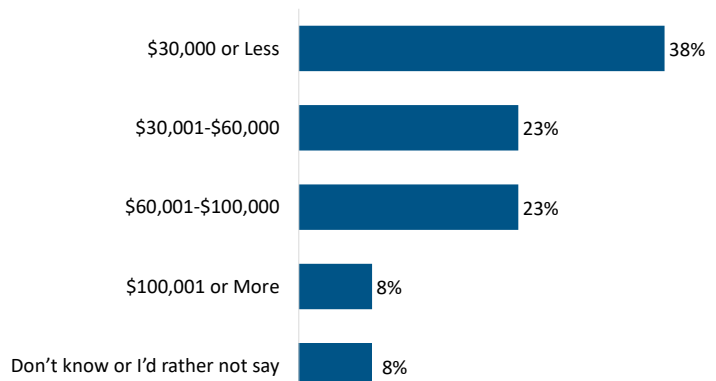


Note: Only those percentages greater than 0% are displayed in the three graphs above.

What is the highest level of education achieved by your student's parent(s)/guardian(s)?

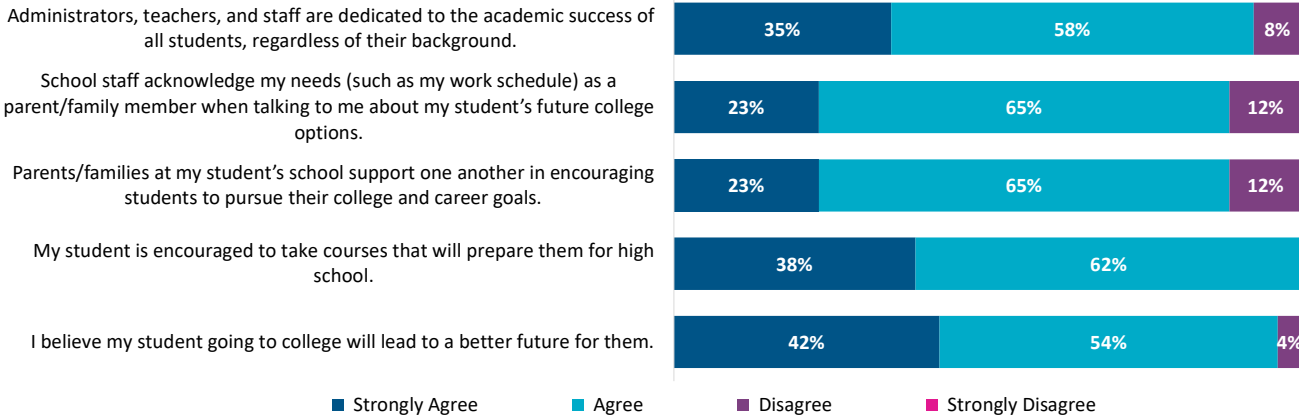


Which of the following options best describes your family's total income (before taxes) during the past 12 months?



Section 2: About Your Student's School

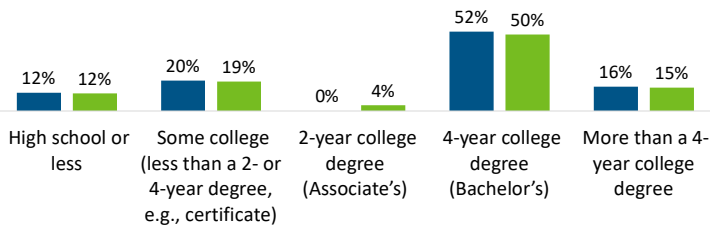
Please select how much you agree with the following statements about your student's school.



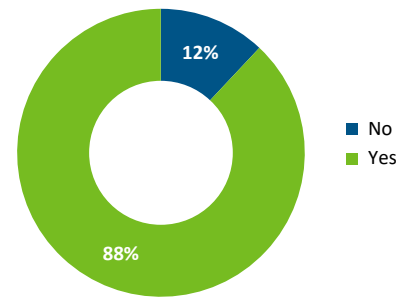
Section 3: Your Student's Educational Goals and Aspirations

What is the highest level of education that you...

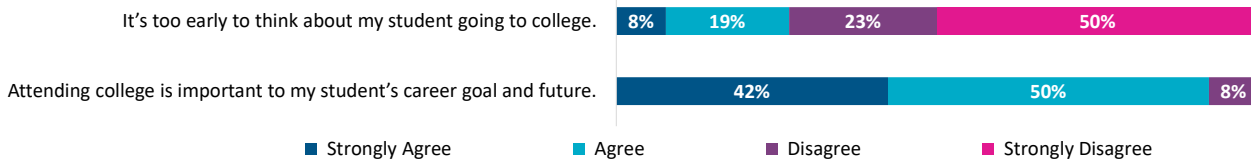
■ would like your student to get? ■ expect your student to get?



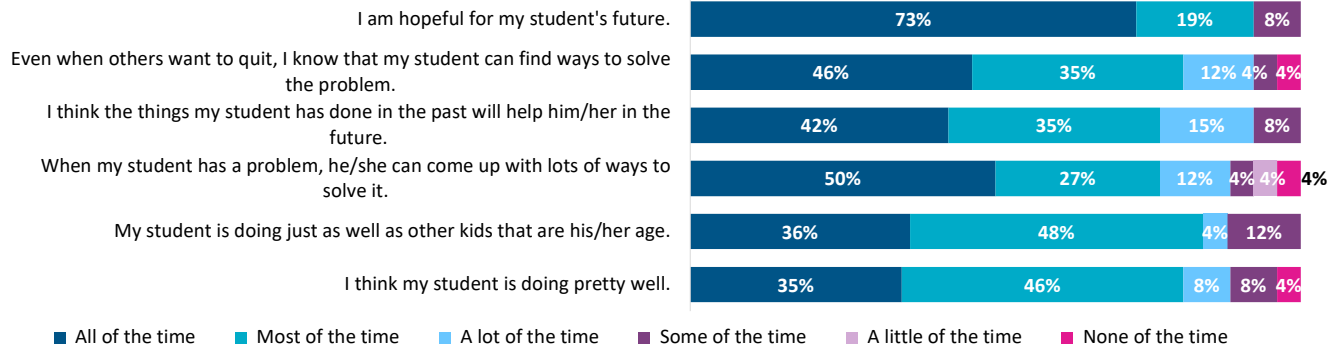
Have you talked with your student about attending college?



How strongly do you agree or disagree with the following statements?



Please read the following sentences below and think about how you/your student are doing in most situations.

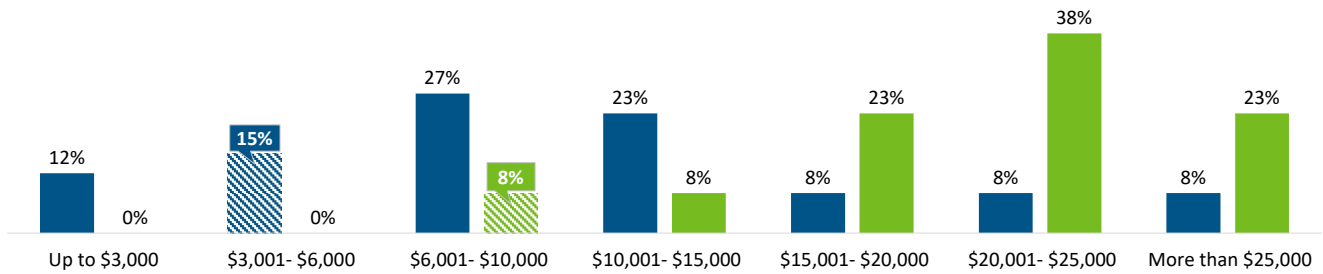


Section 4: College Knowledge and Awareness

On average, how much do you think it costs for one year of in-state tuition to attend the following college options in West Virginia?^

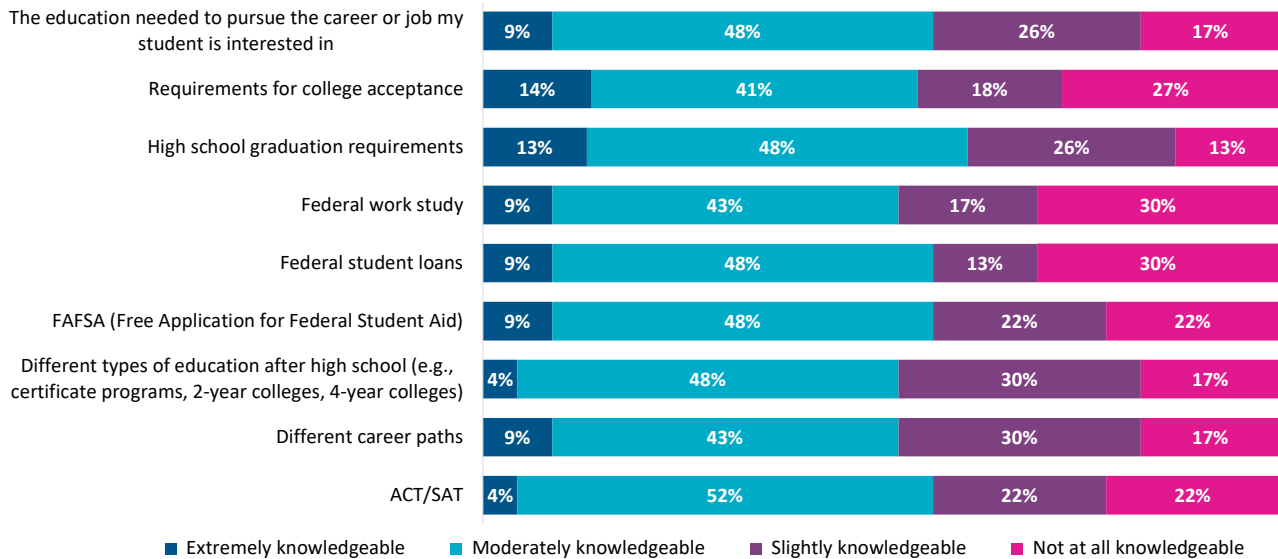
■ A 2-year public community/technical college in West Virginia

■ A 4-year public college in West Virginia



^The correct responses are indicated by a call-out box above a pattern filled bar.

Please rate your level of knowledge about the following topics.



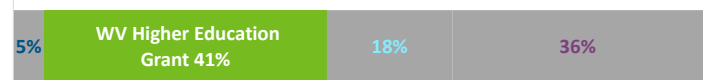
Note: The above results are only from respondents who completed the online version of the parent survey and may not be generalizable to those who took the paper-based survey.

Financial aid programs available to West Virginia students^

This need-based U.S. financial aid program provided qualifying students up to \$6,495 during the 2021-22 school year. This amount does not need to be paid back.



This need-based financial aid program for West Virginia students provided maximum annual awards of \$3,000 during the 2021-22 school year. This amount does not need to be paid back.



This financial aid program for West Virginia students enrolled in eligible certificate and associate degree programs provides aid to cover the remaining amount of tuition, mandatory fees, and academic program fees that are not covered by other scholarships and grants. This amount does not need to be paid back.

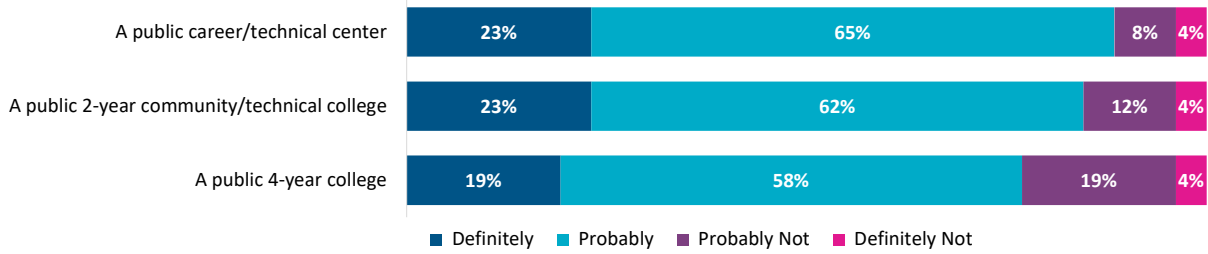


This merit-based financial aid program for West Virginia residents offers up to \$4,750 annually to cover the cost of tuition and mandatory fees. This amount does not need to be paid back.



^The correct responses are indicated by filled bar.

Do you think that your student could afford to attend one of the following types of colleges using financial aid, scholarships, and your family's resources?



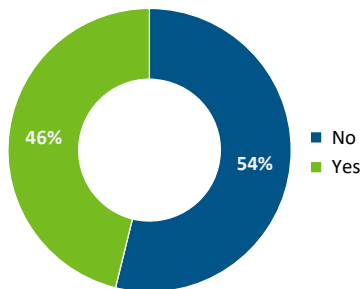
Section 5: College and Career Activities and Services

Have you participated in any of the family activities below? If you did attend, how helpful was the activity in helping you prepare for your student's future?

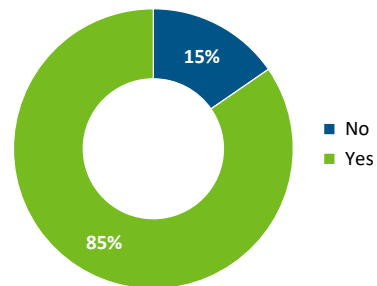
	extent participant found each of the following activities helpful				Number of Participants	non-participation status		
	Extremely helpful	Moderately helpful	Slightly helpful	Not at all helpful		Not offered/does not apply	Offered, but I did not attend	Number of Non-participants
Accessing CFWV.com portal	0%	100%	0%	0%	1	50%	50%	22
College campus visits	0%	100%	0%	0%	2	50%	50%	20
College for West Virginia (CFWV) workshops for families	50%	50%	0%	0%	2	38%	62%	21
Financial aid literacy and assistance	0%	100%	0%	0%	1	32%	68%	22

Note: Blue column percentages are based on those respondents who indicated participation in an activity. Pink column percentages are based on those respondents who indicated they did not participate in an activity.

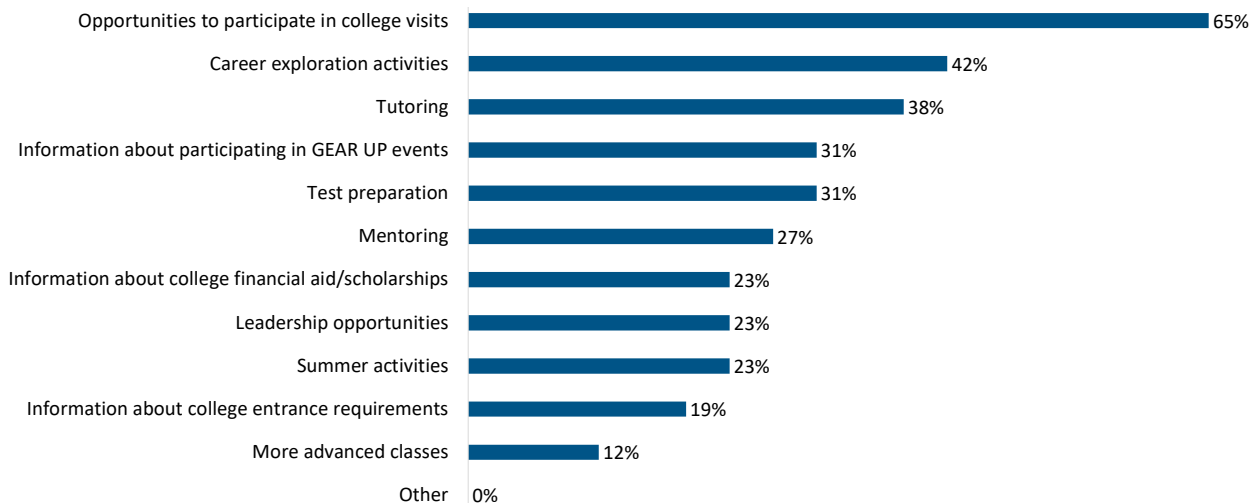
Are you aware that GEAR UP provides resources to help students plan for their education after high school and for career exploration at your student's school?



Would you like to receive more information about the services GEAR UP provides to you and your student?



Which of the following do you need from your student's school or GEAR UP to help your student be more successful in school and more prepared for college?*





School-Level Response Rates:

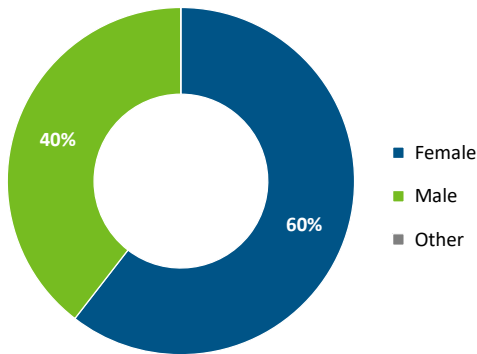
Total Enrollment	133
Surveys Received	43
Response Rate	32%

School Name: Chapmanville Middle School
 Survey Type: Parent Survey Report

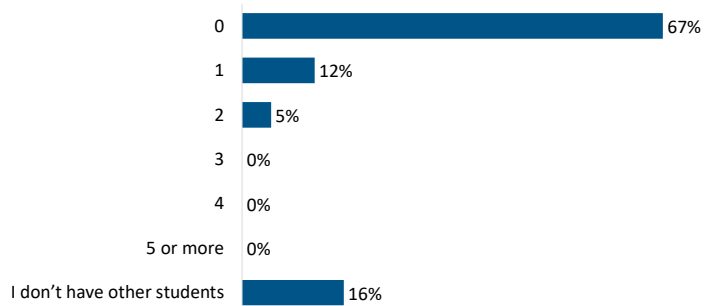
Notes: Throughout this report, all percentages are rounded to the nearest whole number; amounts lower than 0.5% are rounded down to 0%. An asterisk indicates a select all that apply question; amounts may exceed 100%.

Section 1: Background/Demographics

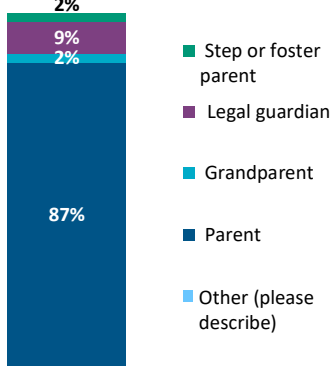
What is your student's gender?




If you have other students, how many have attended or are currently attending college?



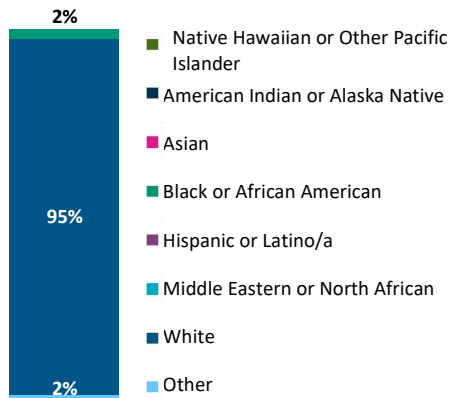
What is your relationship to the student who brought this survey home?*



What is the main language you speak at home?

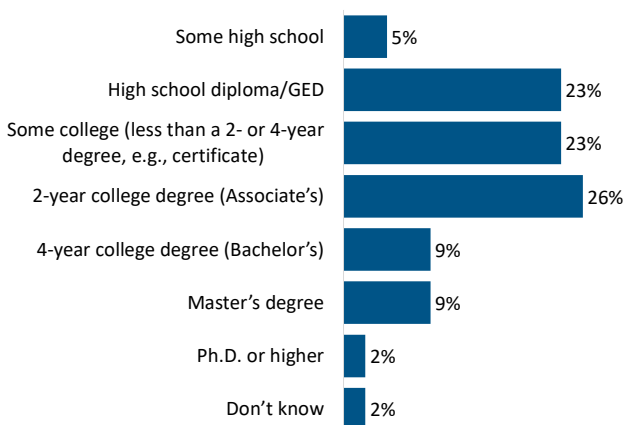


What is your race/ethnicity?*

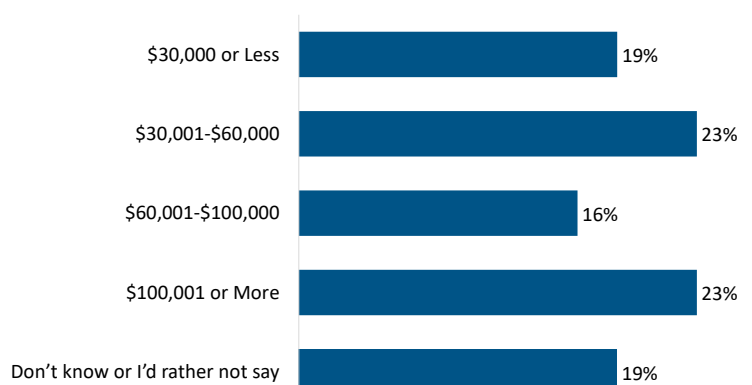


Note: Only those percentages greater than 0% are displayed in the three graphs above.

What is the highest level of education achieved by your student's parent(s)/guardian(s)?

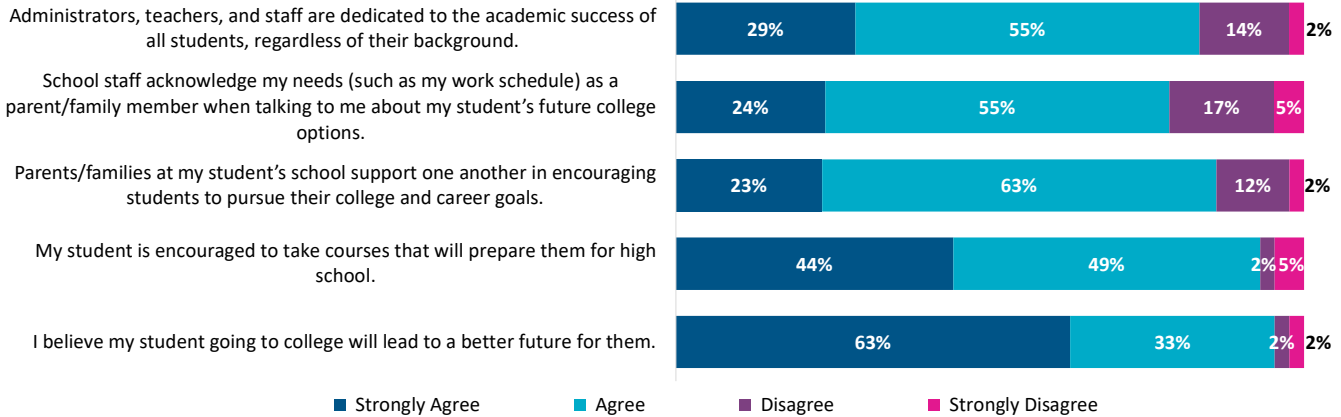


Which of the following options best describes your family's total income (before taxes) during the past 12 months?



Section 2: About Your Student's School

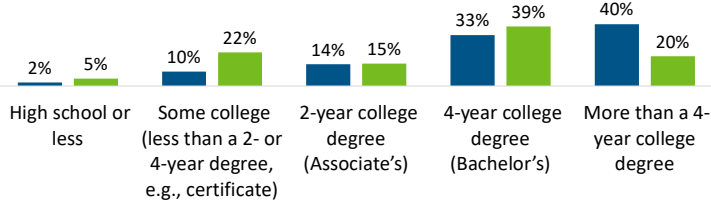
Please select how much you agree with the following statements about your student's school.



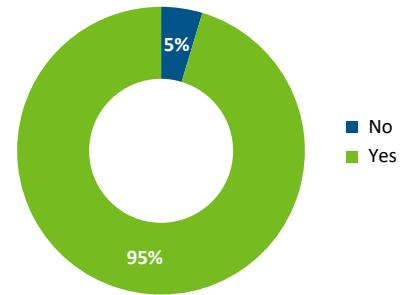
Section 3: Your Student's Educational Goals and Aspirations

What is the highest level of education that you...

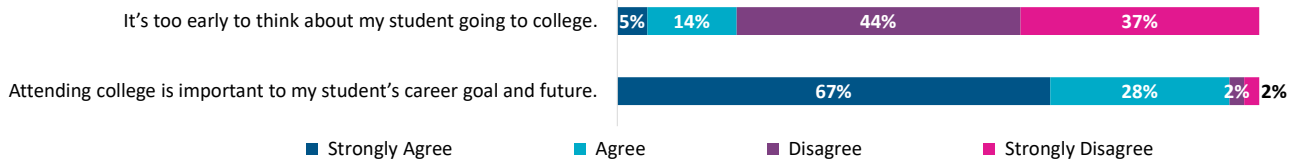
■ would like your student to get? ■ expect your student to get?



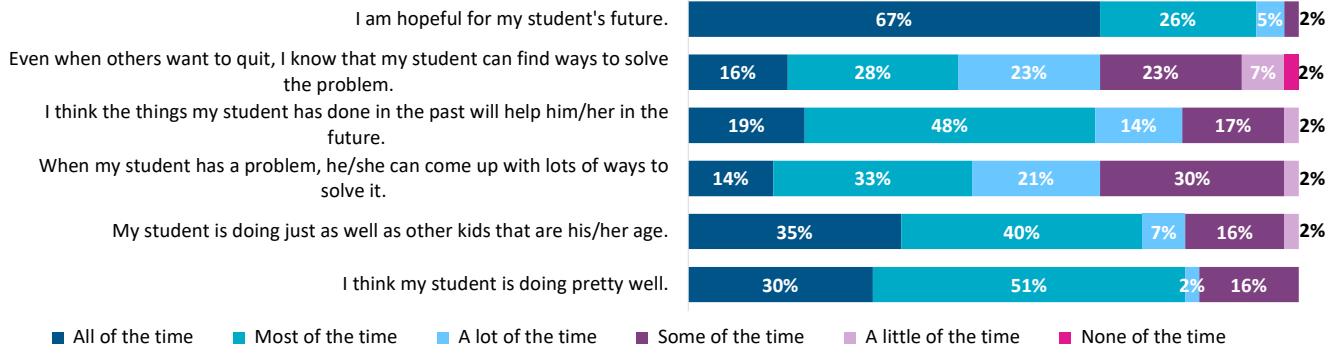
Have you talked with your student about attending college?



How strongly do you agree or disagree with the following statements?

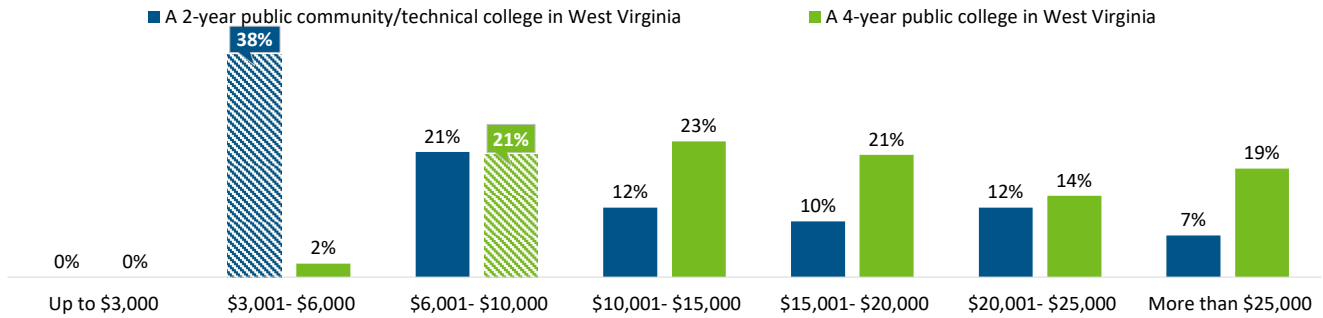


Please read the following sentences below and think about how you/your student are doing in most situations.



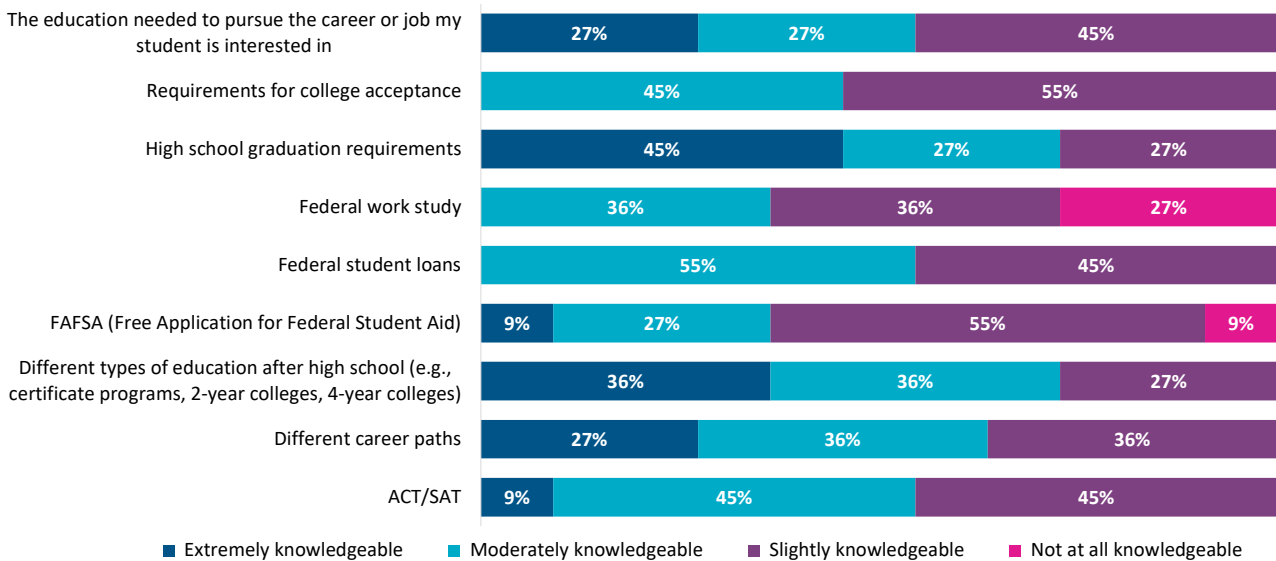
Section 4: College Knowledge and Awareness

On average, how much do you think it costs for one year of in-state tuition to attend the following college options in West Virginia?^



^The correct responses are indicated by a call-out box above a pattern filled bar.

Please rate your level of knowledge about the following topics.



Note: The above results are only from respondents who completed the online version of the parent survey and may not be generalizable to those who took the paper-based survey.

Financial aid programs available to West Virginia students^

This need-based U.S. financial aid program provided qualifying students up to \$6,495 during the 2021-22 school year. This amount does not need to be paid back.



This need-based financial aid program for West Virginia students provided maximum annual awards of \$3,000 during the 2021-22 school year. This amount does not need to be paid back.



This financial aid program for West Virginia students enrolled in eligible certificate and associate degree programs provides aid to cover the remaining amount of tuition, mandatory fees, and academic program fees that are not covered by other scholarships and grants. This amount does not need to be paid back.

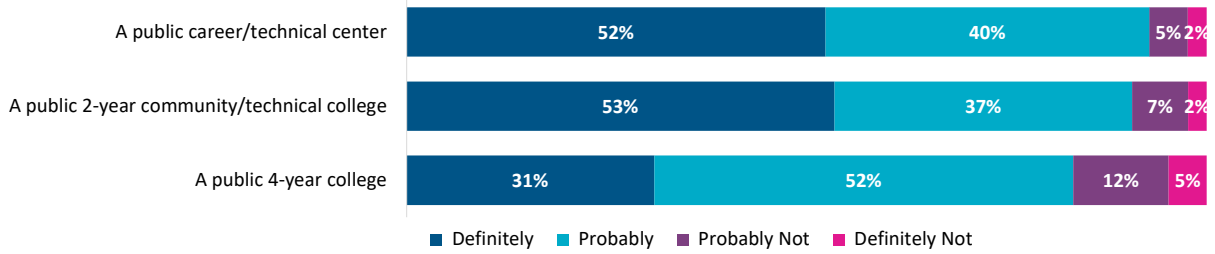


This merit-based financial aid program for West Virginia residents offers up to \$4,750 annually to cover the cost of tuition and mandatory fees. This amount does not need to be paid back.



^The correct responses are indicated by filled bar.

Do you think that your student could afford to attend one of the following types of colleges using financial aid, scholarships, and your family's resources?



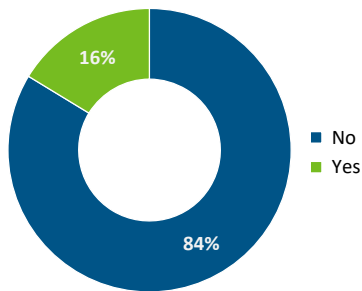
Section 5: College and Career Activities and Services

Have you participated in any of the family activities below? If you did attend, how helpful was the activity in helping you prepare for your student's future?

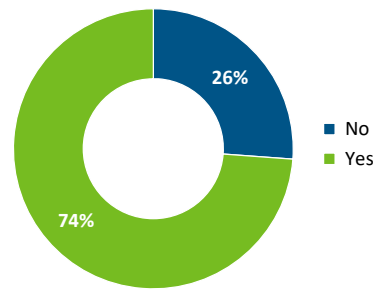
	extent participant found each of the following activities helpful				Number of Participants	non-participation status		
	Extremely helpful	Moderately helpful	Slightly helpful	Not at all helpful		Not offered/does not apply	Offered, but I did not attend	Number of Non-participants
Accessing CFWV.com portal	20%	20%	40%	20%	5	100%	0%	34
College campus visits	0%	50%	50%	0%	6	100%	0%	34
College for West Virginia (CFWV) workshops for families	0%	40%	40%	20%	5	97%	3%	36
Financial aid literacy and assistance	0%	50%	50%	0%	6	97%	3%	34

Note: Blue column percentages are based on those respondents who indicated participation in an activity. Pink column percentages are based on those respondents who indicated they did not participate in an activity.

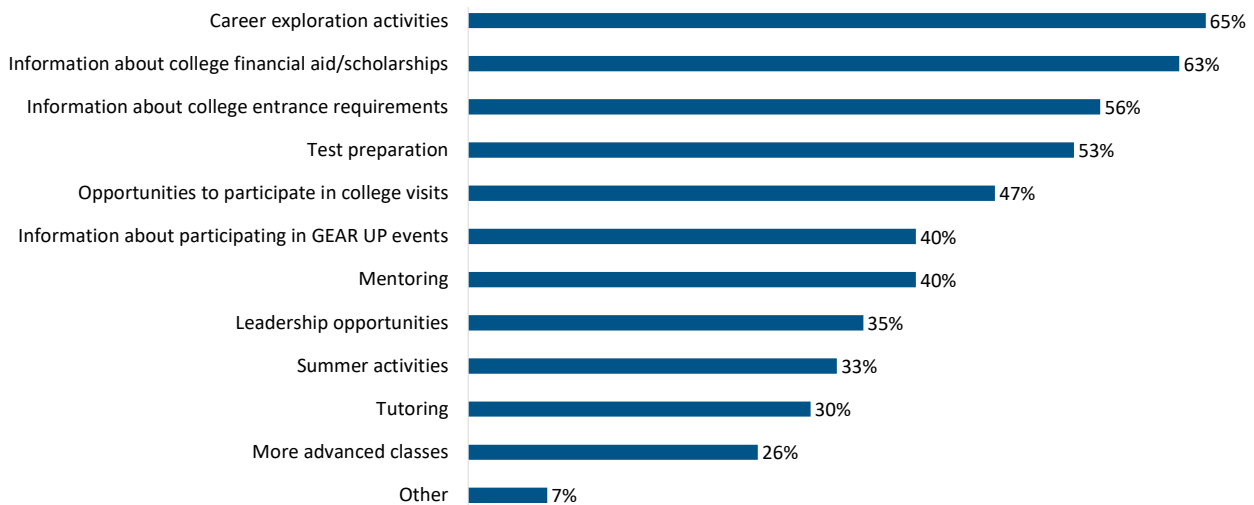
Are you aware that GEAR UP provides resources to help students plan for their education after high school and for career exploration at your student's school?



Would you like to receive more information about the services GEAR UP provides to you and your student?



Which of the following do you need from your student's school or GEAR UP to help your student be more successful in school and more prepared for college?*





School-Level Response Rates:

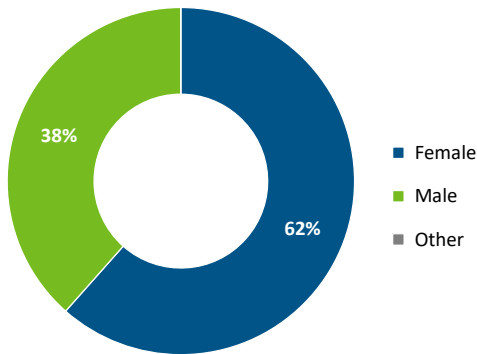
Total Enrollment	144
Surveys Received	13
Response Rate	9%

School Name: **Clay County Middle School**
 Survey Type: **Parent Survey Report**

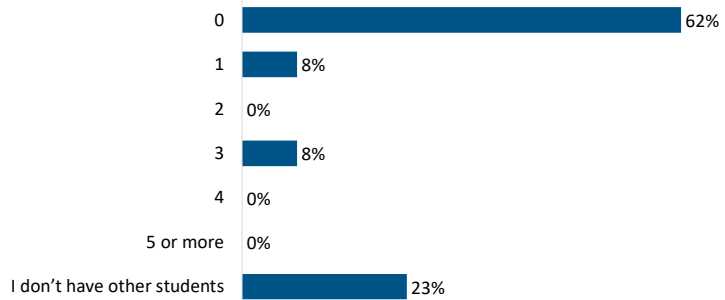
Notes: Throughout this report, all percentages are rounded to the nearest whole number; amounts lower than 0.5% are rounded down to 0%. An asterisk indicates a select all that apply question; amounts may exceed 100%.

Section 1: Background/Demographics

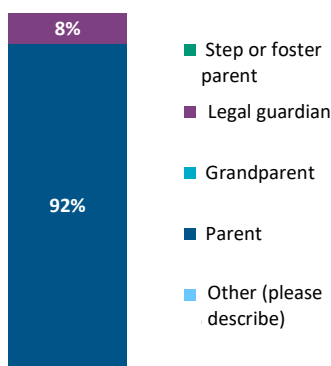
What is your student's gender?



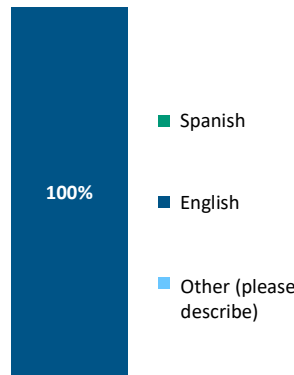
If you have other students, how many have attended or are currently attending college?



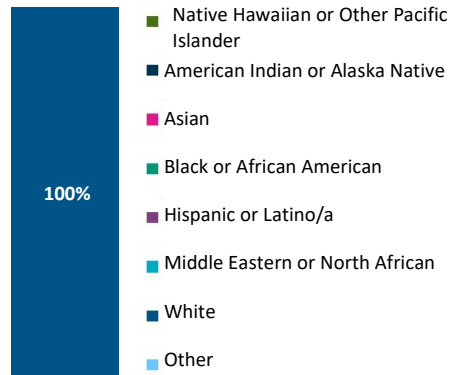
What is your relationship to the student who brought this survey home?*



What is the main language you speak at home?




What is your race/ethnicity?*

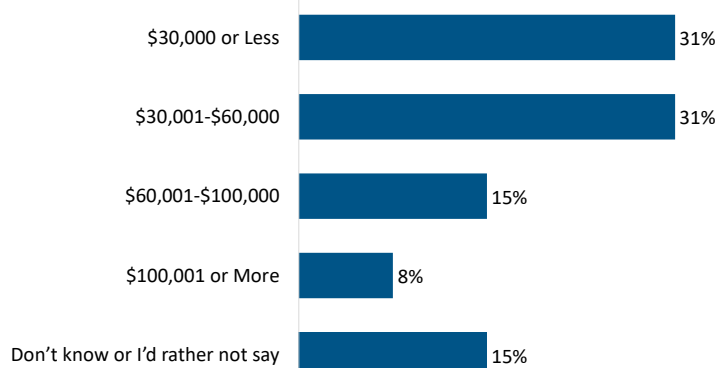


Note: Only those percentages greater than 0% are displayed in the three graphs above.

What is the highest level of education achieved by your student's parent(s)/guardian(s)?

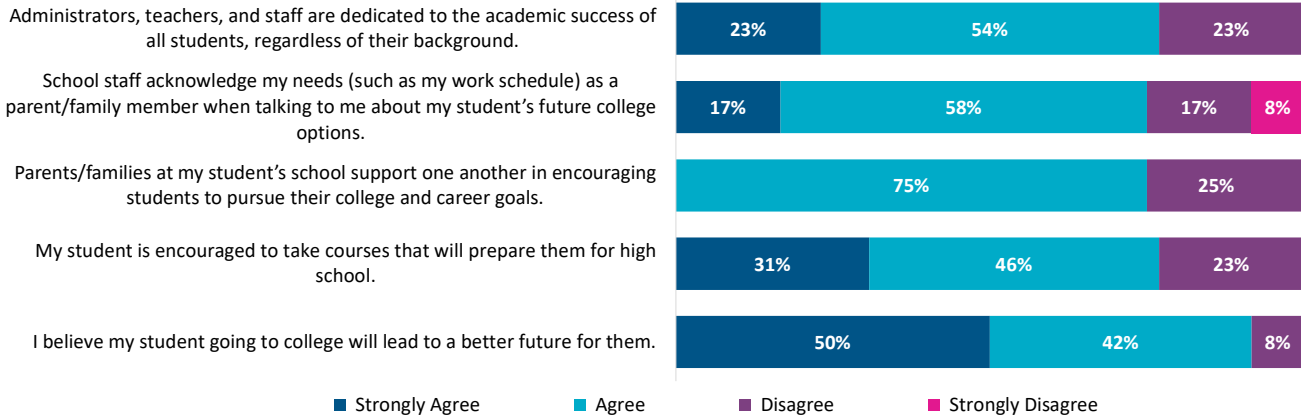


Which of the following options best describes your family's total income (before taxes) during the past 12 months?



Section 2: About Your Student's School

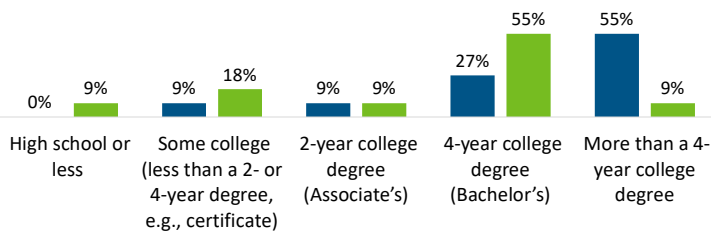
Please select how much you agree with the following statements about your student's school.



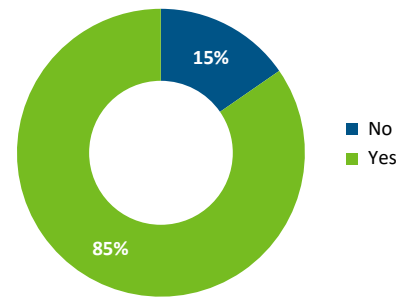
Section 3: Your Student's Educational Goals and Aspirations

What is the highest level of education that you...

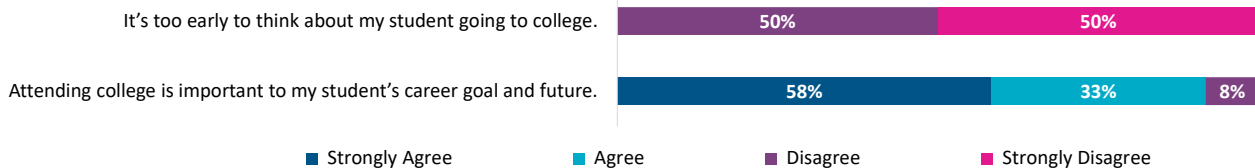
■ would like your student to get? ■ expect your student to get?



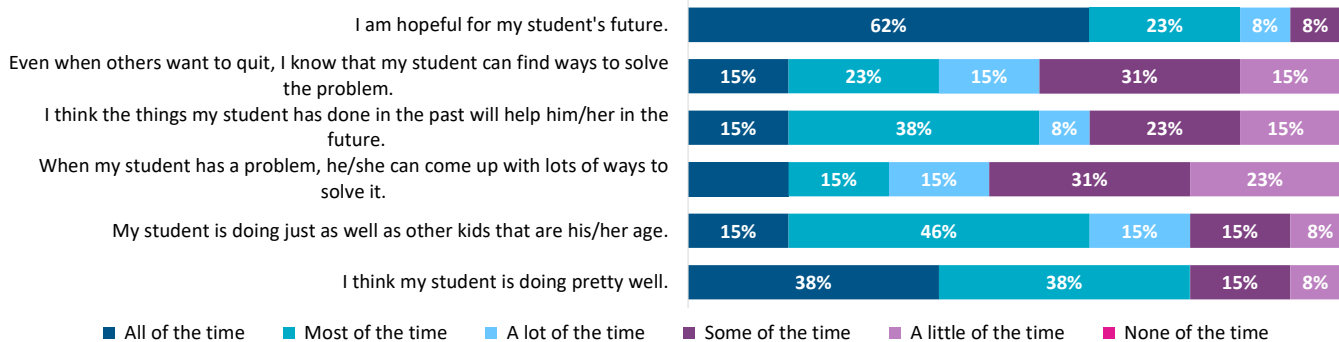
Have you talked with your student about attending college?



How strongly do you agree or disagree with the following statements?

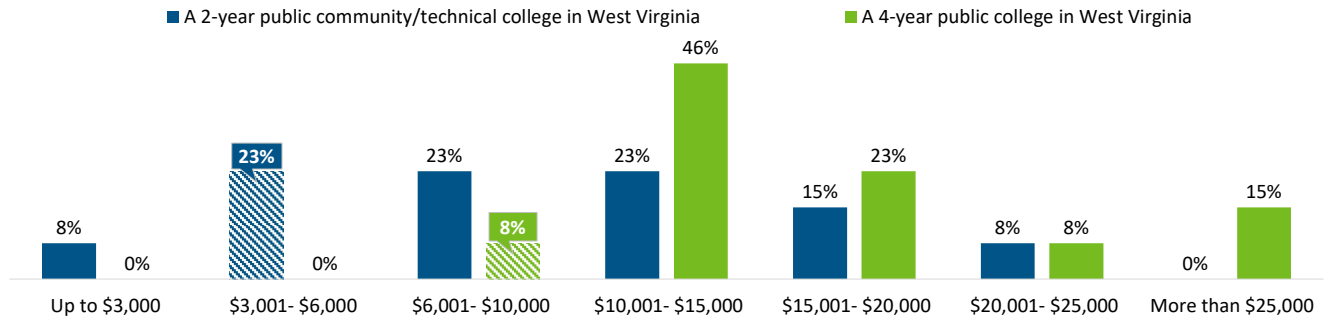


Please read the following sentences below and think about how you/your student are doing in most situations.



Section 4: College Knowledge and Awareness

On average, how much do you think it costs for one year of in-state tuition to attend the following college options in West Virginia?^



^The correct responses are indicated by a call-out box above a pattern filled bar.

Financial aid programs available to West Virginia students^

This need-based U.S. financial aid program provided qualifying students up to \$6,495 during the 2021-22 school year. This amount does not need to be paid back.



This need-based financial aid program for West Virginia students provided maximum annual awards of \$3,000 during the 2021-22 school year. This amount does not need to be paid back.



This financial aid program for West Virginia students enrolled in eligible certificate and associate degree programs provides aid to cover the remaining amount of tuition, mandatory fees, and academic program fees that are not covered by other scholarships and grants. This amount does not need to be paid back.

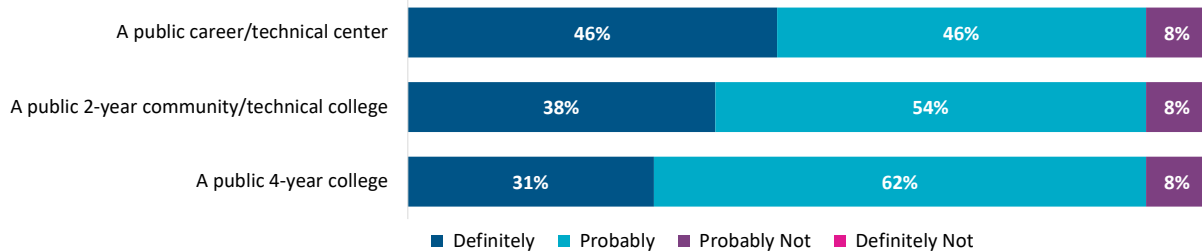


This merit-based financial aid program for West Virginia residents offers up to \$4,750 annually to cover the cost of tuition and mandatory fees. This amount does not need to be paid back.



^The correct responses are indicated by filled bar.

Do you think that your student could afford to attend one of the following types of colleges using financial aid, scholarships, and your family's resources?



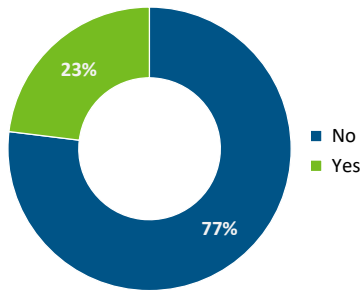
Section 5: College and Career Activities and Services

Have you participated in any of the family activities below? If you did attend, how helpful was the activity in helping you prepare for your student's future?

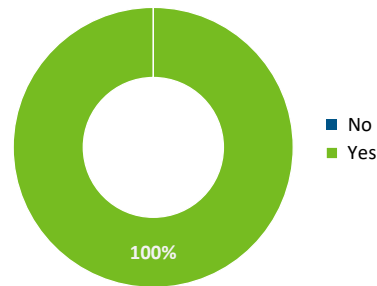
	<i>extent participant found each of the following activities helpful</i>				Number of Participants	<i>non-participation status</i>		
	Extremely helpful	Moderately helpful	Slightly helpful	Not at all helpful		Not offered/ does not apply	Offered, but I did not attend	Number of Non-participants
Accessing CFWV.com portal	0%	100%	0%	0%	1	92%	8%	12
College campus visits	100%	0%	0%	0%	1	92%	8%	12
College for West Virginia (CFWV) workshops for families	0%	0%	0%	0%	2	92%	8%	13
Financial aid literacy and assistance	0%	0%	0%	0%	0	92%	8%	13

Note: Blue column percentages are based on those respondents who indicated participation in an activity. Pink column percentages are based on those respondents who indicated they did not participate in an activity.

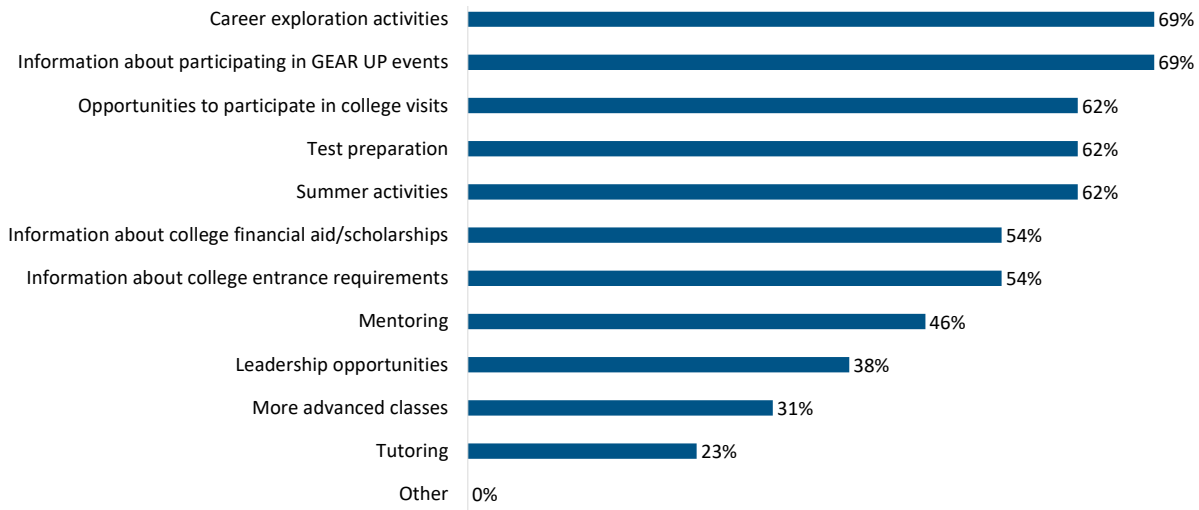
Are you aware that GEAR UP provides resources to help students plan for their education after high school and for career exploration at your student's school?



Would you like to receive more information about the services GEAR UP provides to you and your student?



Which of the following do you need from your student's school or GEAR UP to help your student be more successful in school and more prepared for college?*



Note: The results for the question, "Please rate your level of knowledge about the following topics" are not included in this report. The paper-based version of the survey contained an error for this question and results are therefore only presented for those schools who administered the online version of the parent survey.



School-Level Response Rates:

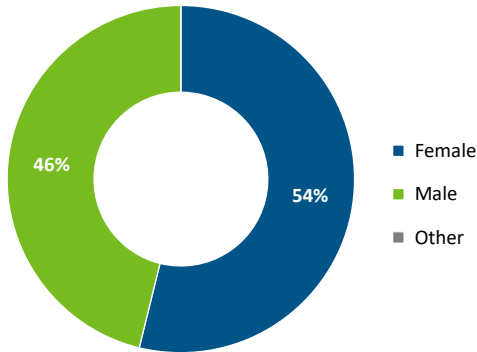
Total Enrollment	55
Surveys Received	13
Response Rate	24%

School Name: **Fort Gay PK8**
 Survey Type: **Parent Survey Report**

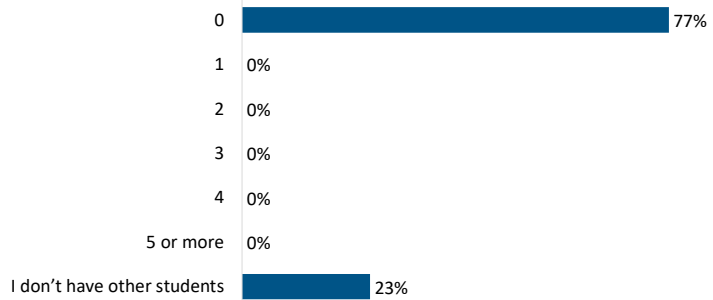
Notes: Throughout this report, all percentages are rounded to the nearest whole number; amounts lower than 0.5% are rounded down to 0%. An asterisk indicates a select all that apply question; amounts may exceed 100%.

Section 1: Background/Demographics

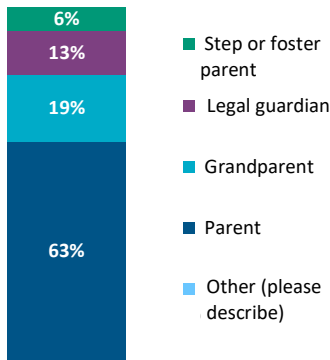
What is your student's gender?



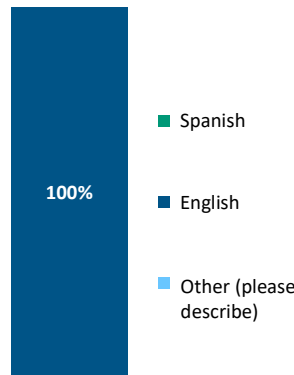
If you have other students, how many have attended or are currently attending college?



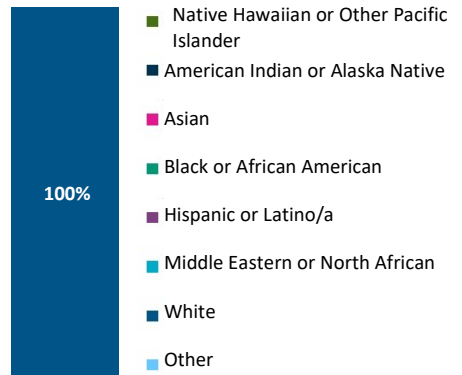
What is your relationship to the student who brought this survey home?*



What is the main language you speak at home?




What is your race/ethnicity?*

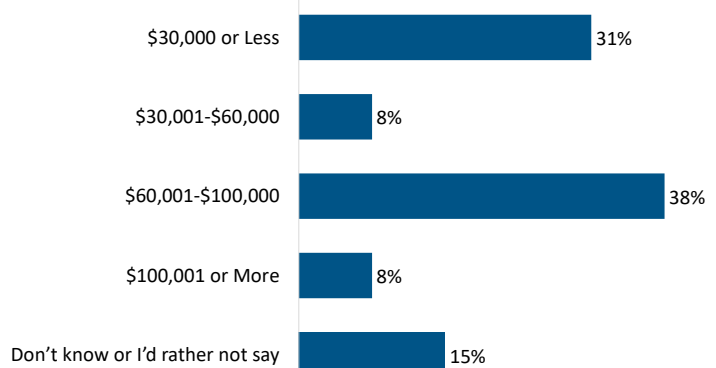


Note: Only those percentages greater than 0% are displayed in the three graphs above.

What is the highest level of education achieved by your student's parent(s)/guardian(s)?

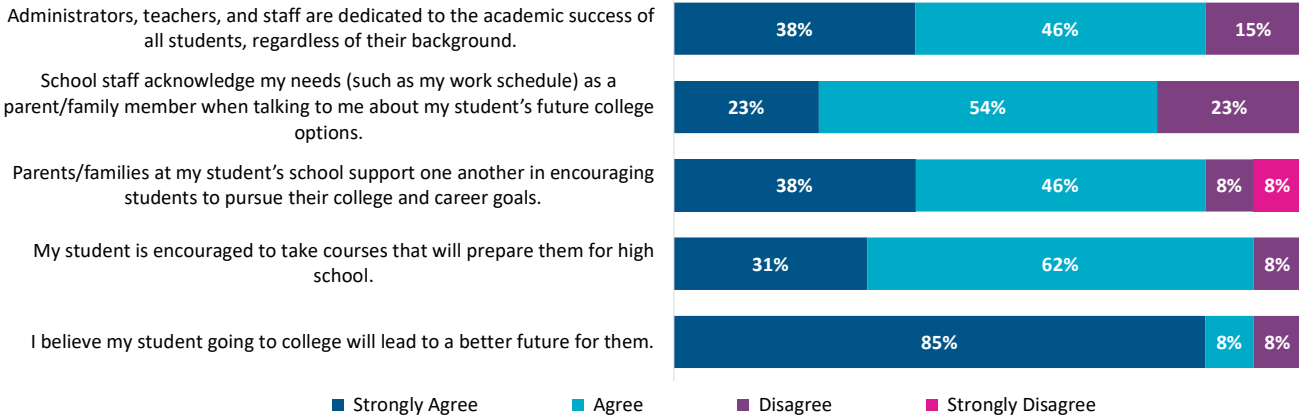


Which of the following options best describes your family's total income (before taxes) during the past 12 months?



Section 2: About Your Student's School

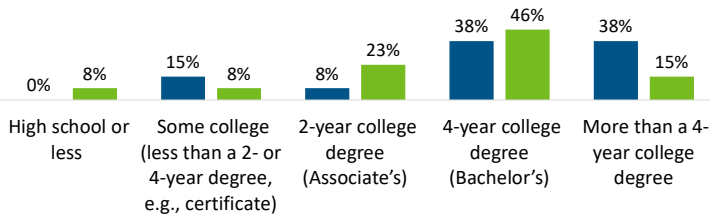
Please select how much you agree with the following statements about your student's school.



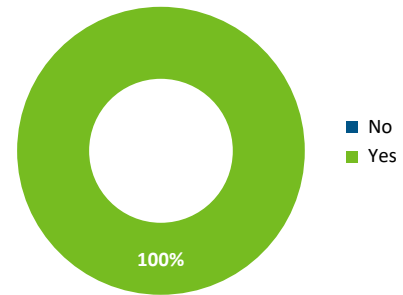
Section 3: Your Student's Educational Goals and Aspirations

What is the highest level of education that you...

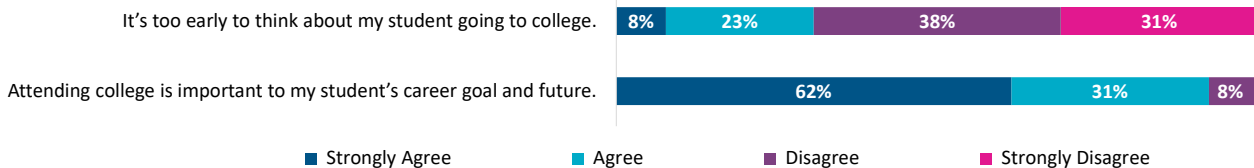
■ would like your student to get? ■ expect your student to get?



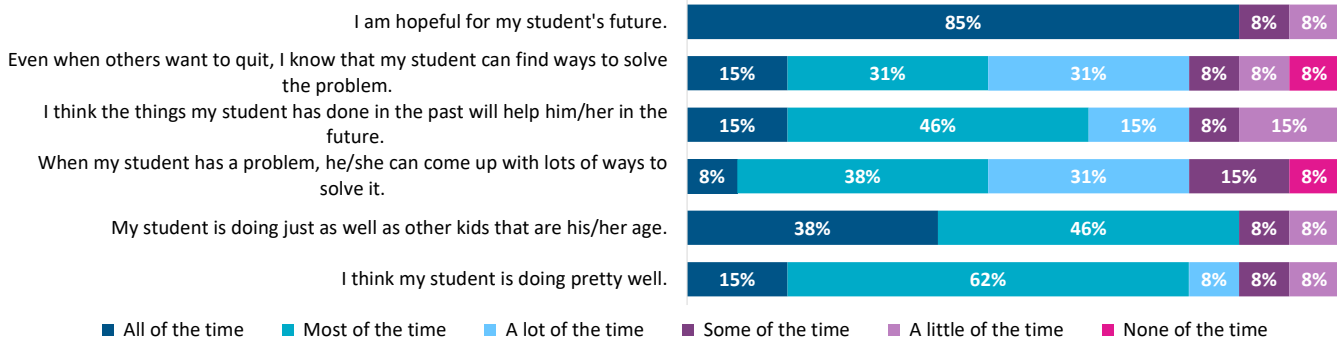
Have you talked with your student about attending college?



How strongly do you agree or disagree with the following statements?

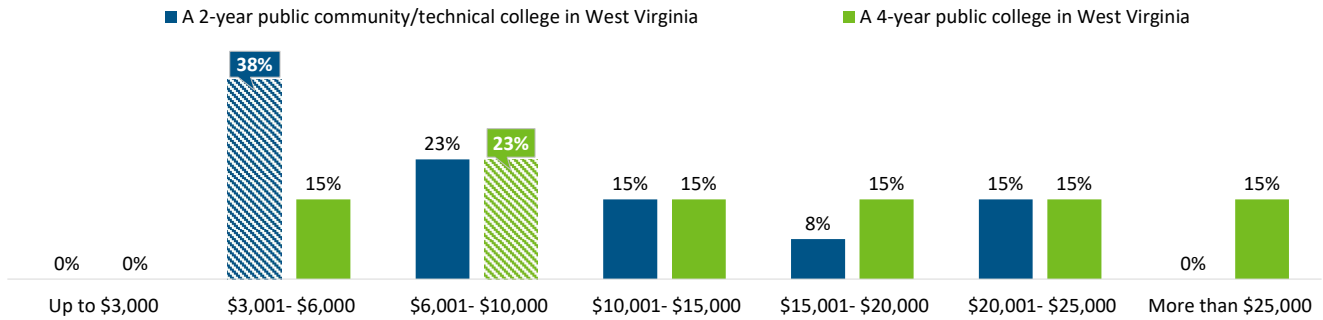


Please read the following sentences below and think about how you/your student are doing in most situations.



Section 4: College Knowledge and Awareness

On average, how much do you think it costs for one year of in-state tuition to attend the following college options in West Virginia?^



^The correct responses are indicated by a call-out box above a pattern filled bar.

Financial aid programs available to West Virginia students^

This need-based U.S. financial aid program provided qualifying students up to \$6,495 during the 2021-22 school year. This amount does not need to be paid back.



This need-based financial aid program for West Virginia students provided maximum annual awards of \$3,000 during the 2021-22 school year. This amount does not need to be paid back.



This financial aid program for West Virginia students enrolled in eligible certificate and associate degree programs provides aid to cover the remaining amount of tuition, mandatory fees, and academic program fees that are not covered by other scholarships and grants. This amount does not need to be paid back.

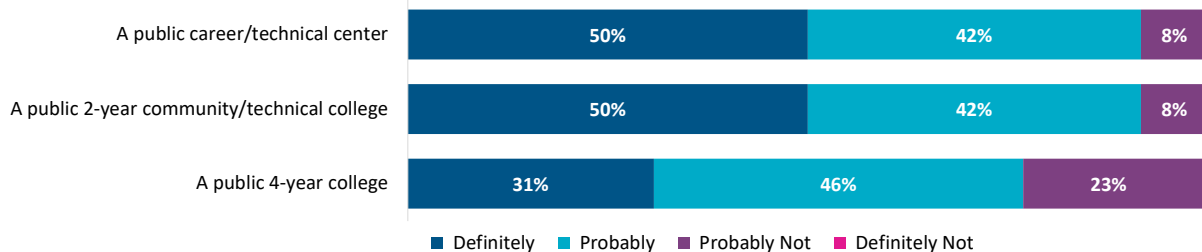


This merit-based financial aid program for West Virginia residents offers up to \$4,750 annually to cover the cost of tuition and mandatory fees. This amount does not need to be paid back.



^The correct responses are indicated by filled bar.

Do you think that your student could afford to attend one of the following types of colleges using financial aid, scholarships, and your family's resources?



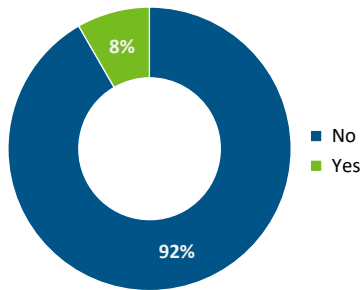
Section 5: College and Career Activities and Services

Have you participated in any of the family activities below? If you did attend, how helpful was the activity in helping you prepare for your student's future?

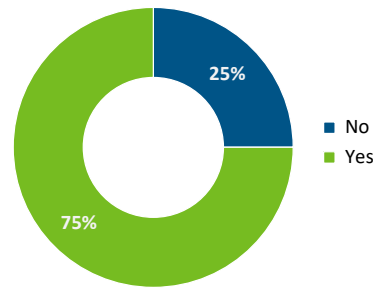
	<i>extent participant found each of the following activities helpful</i>				Number of Participants	<i>non-participation status</i>		
	Extremely helpful	Moderately helpful	Slightly helpful	Not at all helpful		Not offered/ does not apply	Offered, but I did not attend	Number of Non-participants
Accessing CFWV.com portal	0%	0%	100%	0%	1	91%	9%	11
College campus visits	100%	0%	0%	0%	1	91%	9%	11
College for West Virginia (CFWV) workshops for families	0%	0%	0%	100%	1	91%	9%	11
Financial aid literacy and assistance	0%	0%	100%	0%	1	91%	9%	11

Note: Blue column percentages are based on those respondents who indicated participation in an activity. Pink column percentages are based on those respondents who indicated they did not participate in an activity.

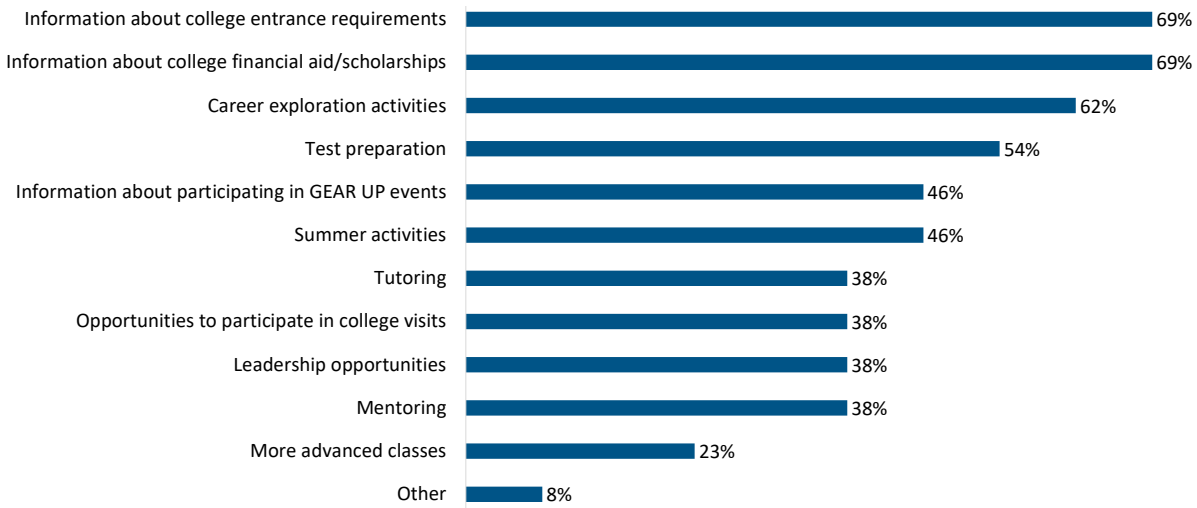
Are you aware that GEAR UP provides resources to help students plan for their education after high school and for career exploration at your student's school?



Would you like to receive more information about the services GEAR UP provides to you and your student?



Which of the following do you need from your student's school or GEAR UP to help your student be more successful in school and more prepared for college?*



Note: The results for the question, "Please rate your level of knowledge about the following topics" are not included in this report. The paper-based version of the survey contained an error for this question and results are therefore only presented for those schools who administered the online version of the parent survey.



School-Level Response Rates:

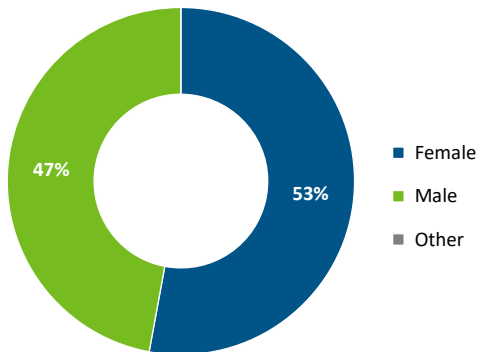
Total Enrollment	56
Surveys Received	34
Response Rate	61%

School Name: **Gilbert PK8**
 Survey Type: **Parent Survey Report**

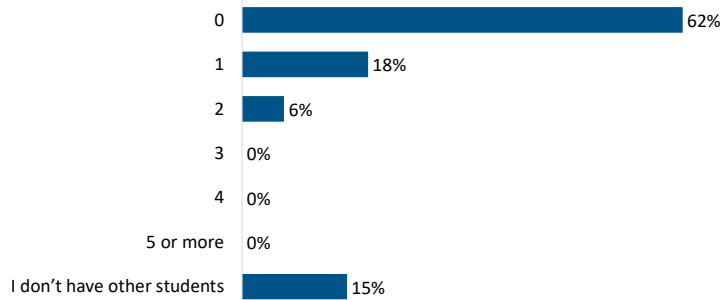
Notes: Throughout this report, all percentages are rounded to the nearest whole number; amounts lower than 0.5% are rounded down to 0%. An asterisk indicates a select all that apply question; amounts may exceed 100%.

Section 1: Background/Demographics

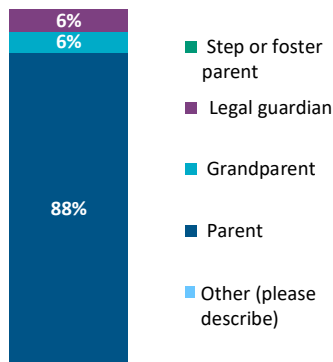
What is your student's gender?



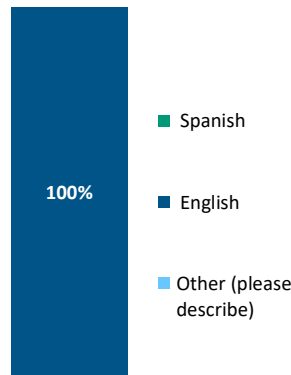
If you have other students, how many have attended or are currently attending college?



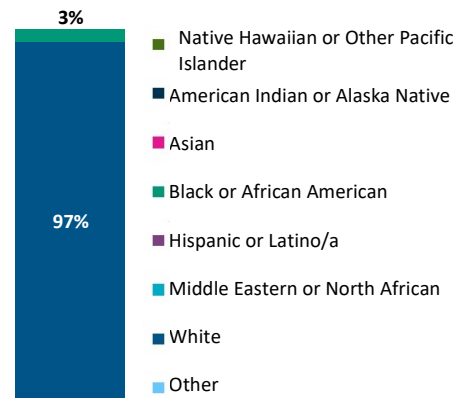
What is your relationship to the student who brought this survey home?*



What is the main language you speak at home?

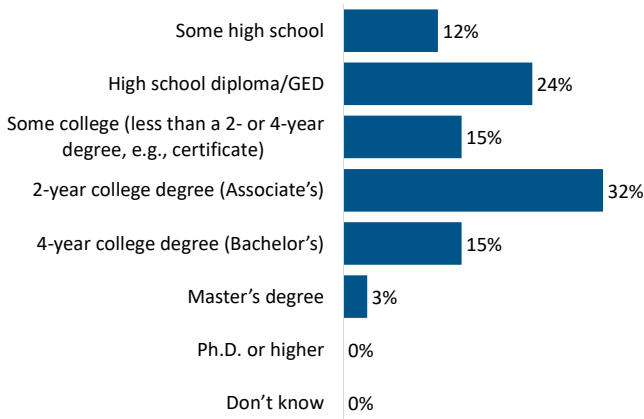


What is your race/ethnicity?*

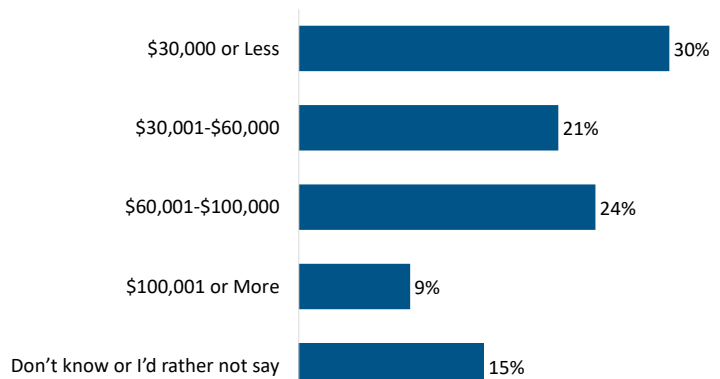


Note: Only those percentages greater than 0% are displayed in the three graphs above.

What is the highest level of education achieved by your student's parent(s)/guardian(s)?

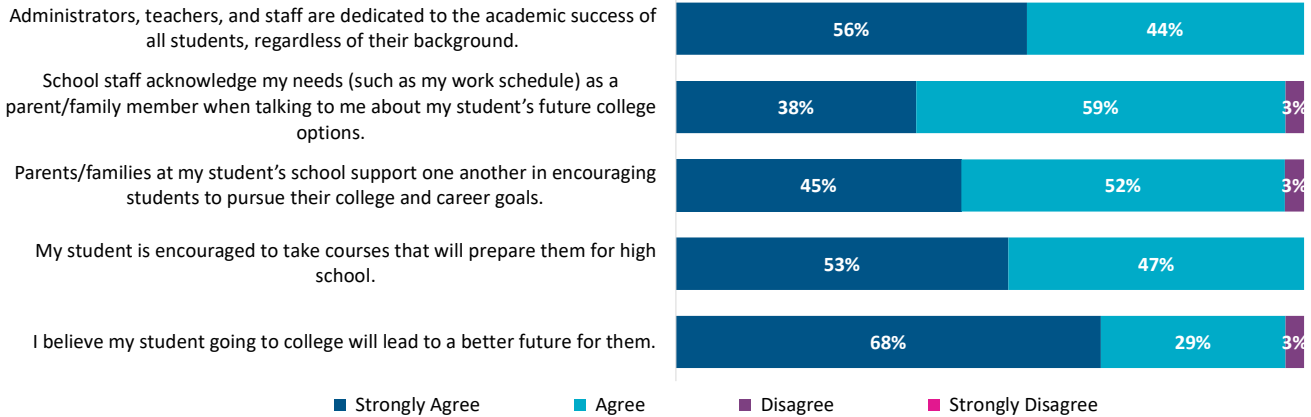


Which of the following options best describes your family's total income (before taxes) during the past 12 months?



Section 2: About Your Student's School

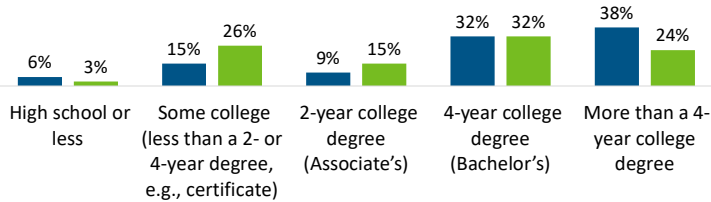
Please select how much you agree with the following statements about your student's school.



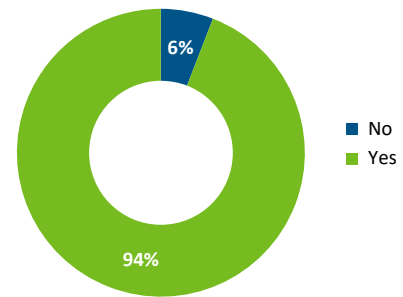
Section 3: Your Student's Educational Goals and Aspirations

What is the highest level of education that you...

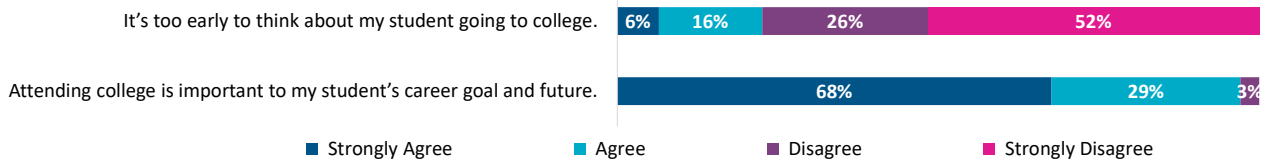
■ would like your student to get? ■ expect your student to get?



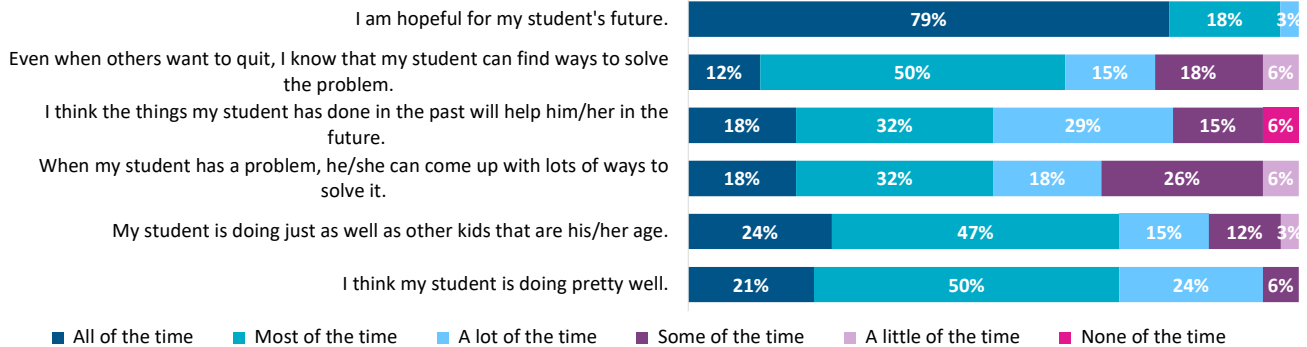
Have you talked with your student about attending college?



How strongly do you agree or disagree with the following statements?

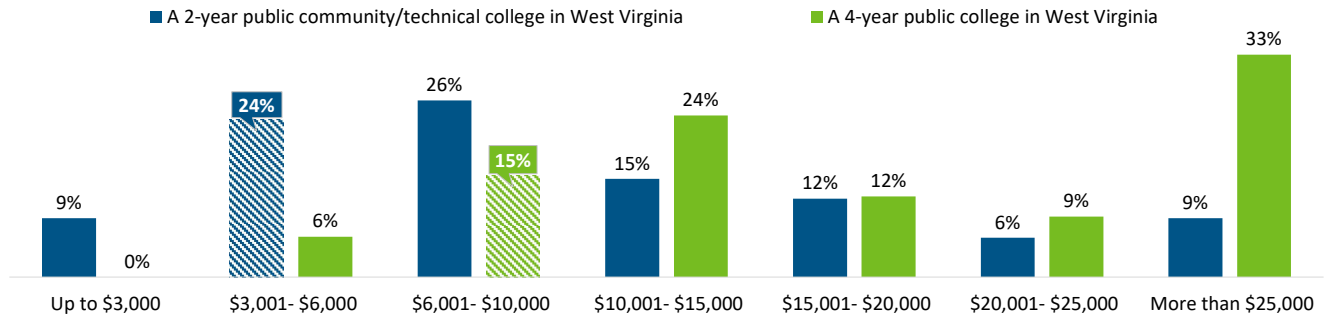


Please read the following sentences below and think about how you/your student are doing in most situations.



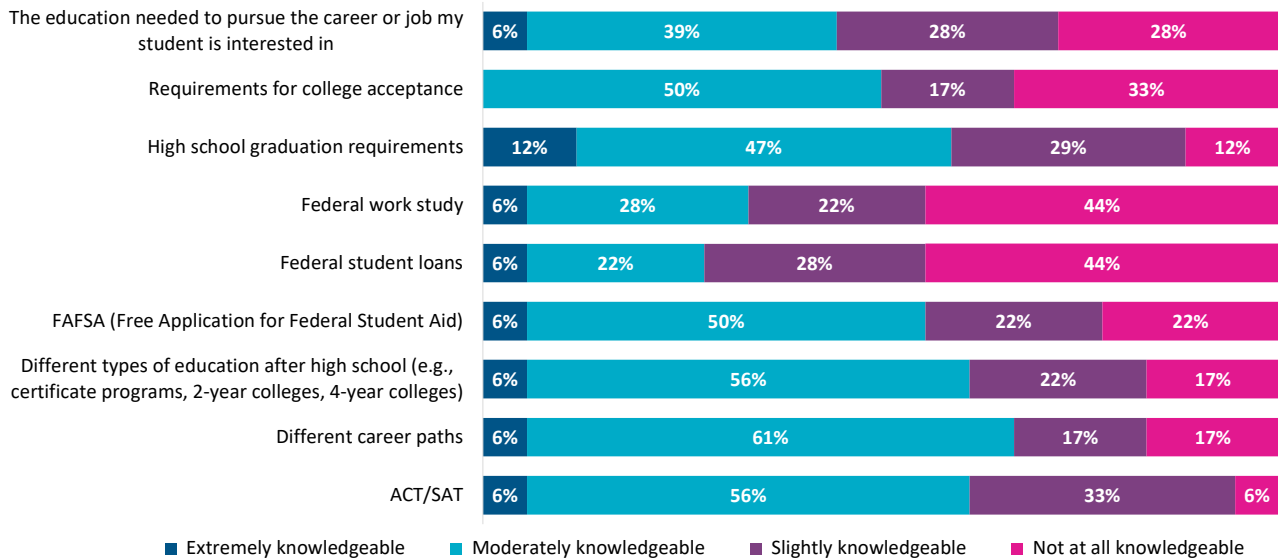
Section 4: College Knowledge and Awareness

On average, how much do you think it costs for one year of in-state tuition to attend the following college options in West Virginia?^



^The correct responses are indicated by a call-out box above a pattern filled bar.

Please rate your level of knowledge about the following topics.



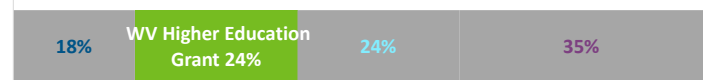
Note: The above results are only from respondents who completed the online version of the parent survey and may not be generalizable to those who took the paper-based survey.

Financial aid programs available to West Virginia students^

This need-based U.S. financial aid program provided qualifying students up to \$6,495 during the 2021-22 school year. This amount does not need to be paid back.



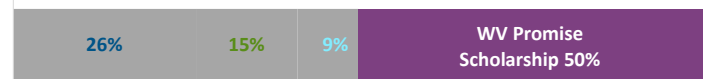
This need-based financial aid program for West Virginia students provided maximum annual awards of \$3,000 during the 2021-22 school year. This amount does not need to be paid back.



This financial aid program for West Virginia students enrolled in eligible certificate and associate degree programs provides aid to cover the remaining amount of tuition, mandatory fees, and academic program fees that are not covered by other scholarships and grants. This amount does not need to be paid back.

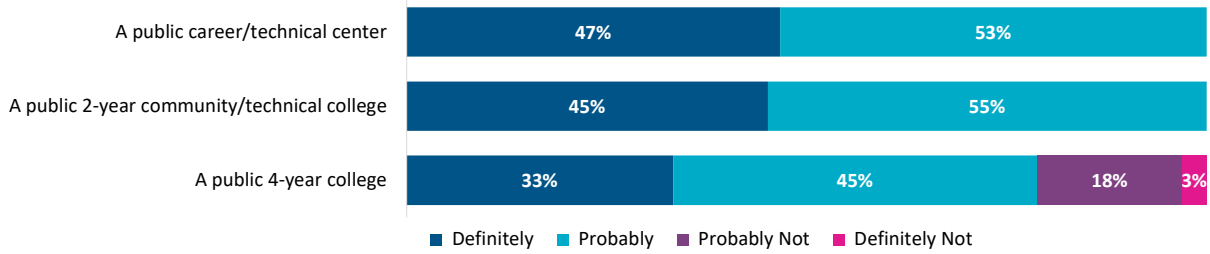


This merit-based financial aid program for West Virginia residents offers up to \$4,750 annually to cover the cost of tuition and mandatory fees. This amount does not need to be paid back.



^The correct responses are indicated by filled bar.

Do you think that your student could afford to attend one of the following types of colleges using financial aid, scholarships, and your family's resources?



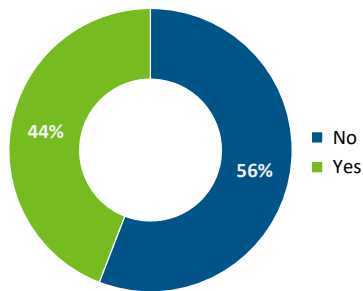
Section 5: College and Career Activities and Services

Have you participated in any of the family activities below? If you did attend, how helpful was the activity in helping you prepare for your student's future?

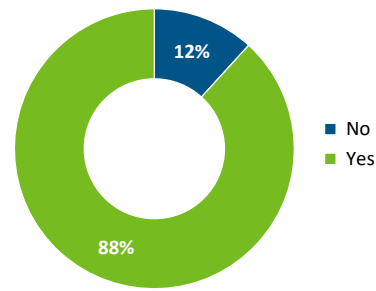
	extent participant found each of the following activities helpful				Number of Participants	non-participation status		
	Extremely helpful	Moderately helpful	Slightly helpful	Not at all helpful		Not offered/does not apply	Offered, but I did not attend	Number of Non-participants
Accessing CFWV.com portal	20%	80%	0%	0%	5	89%	11%	27
College campus visits	44%	56%	0%	0%	9	83%	17%	23
College for West Virginia (CFWV) workshops for families	17%	83%	0%	0%	6	88%	12%	26
Financial aid literacy and assistance	14%	86%	0%	0%	7	88%	12%	25

Note: Blue column percentages are based on those respondents who indicated participation in an activity. Pink column percentages are based on those respondents who indicated they did not participate in an activity.

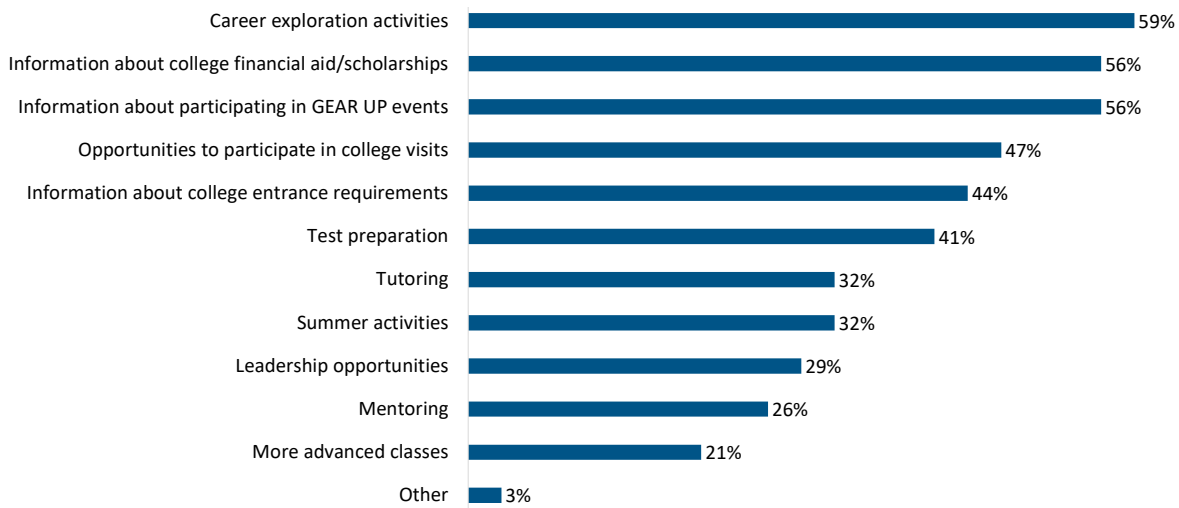
Are you aware that GEAR UP provides resources to help students plan for their education after high school and for career exploration at your student's school?



Would you like to receive more information about the services GEAR UP provides to you and your student?



Which of the following do you need from your student's school or GEAR UP to help your student be more successful in school and more prepared for college?*





School-Level Response Rates:

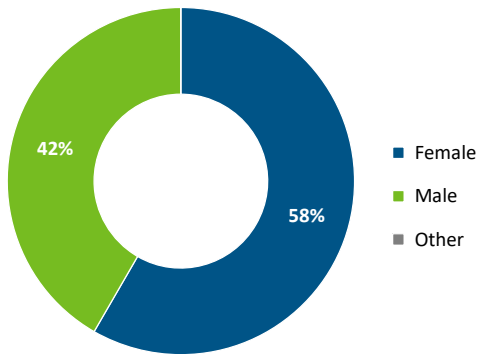
Total Enrollment	52
Surveys Received	12
Response Rate	23%

School Name: **Hamlin PK8**
 Survey Type: **Parent Survey Report**

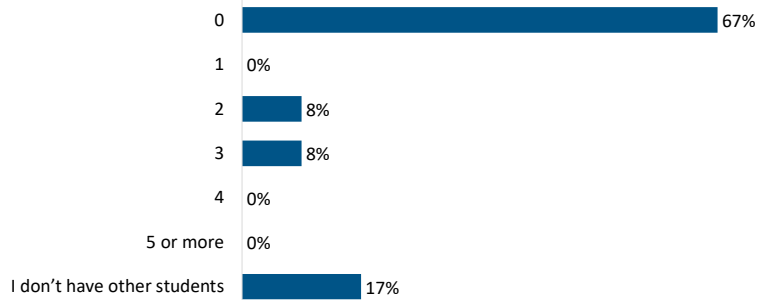
Notes: Throughout this report, all percentages are rounded to the nearest whole number; amounts lower than 0.5% are rounded down to 0%. An asterisk indicates a select all that apply question; amounts may exceed 100%.

Section 1: Background/Demographics

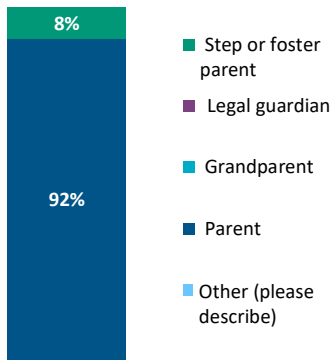
What is your student's gender?




If you have other students, how many have attended or are currently attending college?



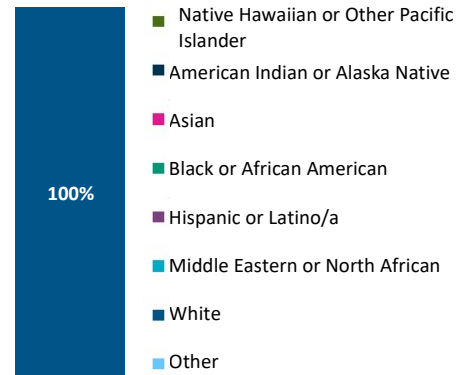
What is your relationship to the student who brought this survey home?*



What is the main language you speak at home?




What is your race/ethnicity?*

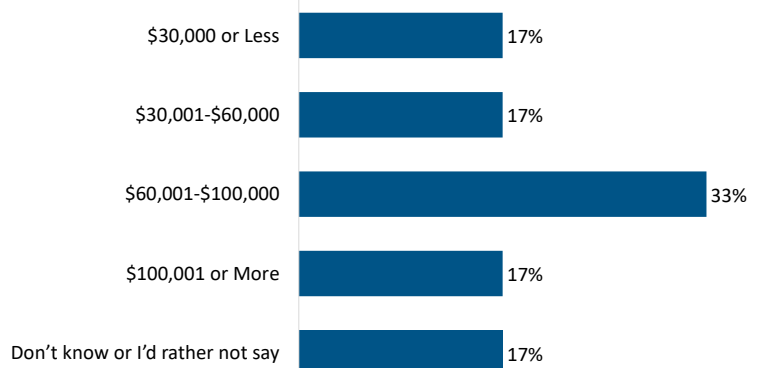


Note: Only those percentages greater than 0% are displayed in the three graphs above.

What is the highest level of education achieved by your student's parent(s)/guardian(s)?

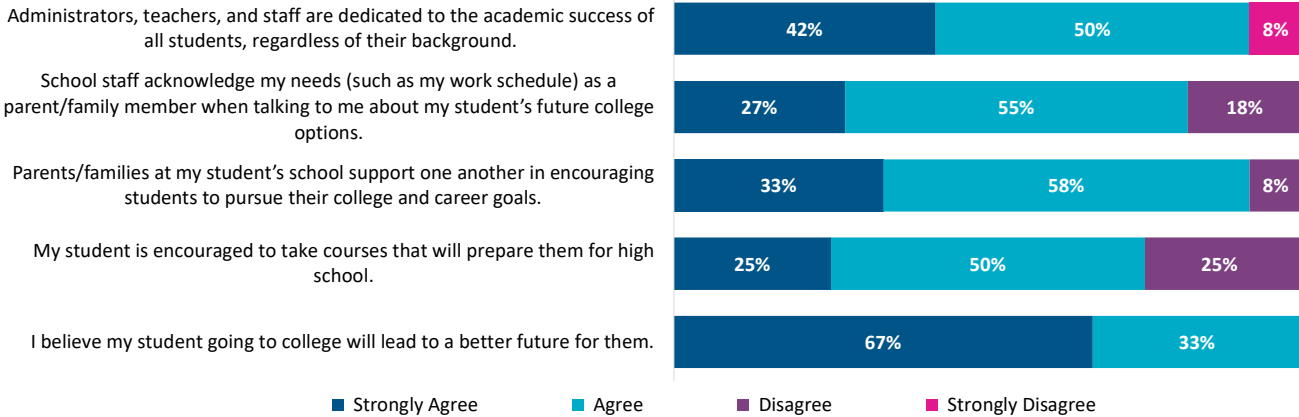


Which of the following options best describes your family's total income (before taxes) during the past 12 months?



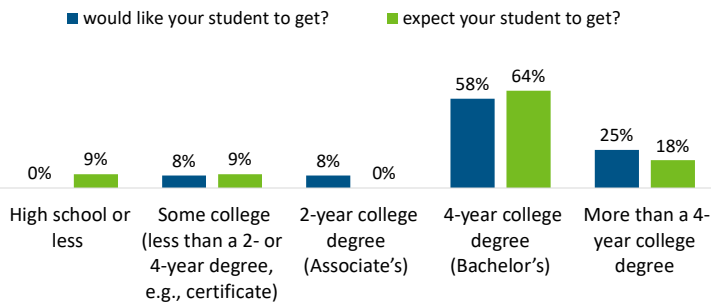
Section 2: About Your Student's School

Please select how much you agree with the following statements about your student's school.

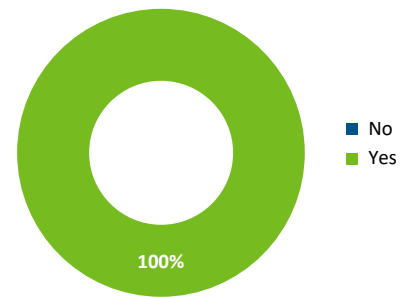


Section 3: Your Student's Educational Goals and Aspirations

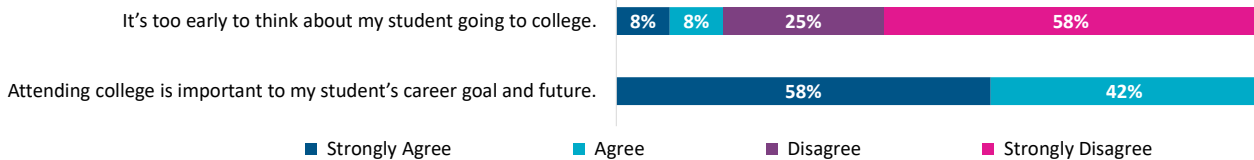
What is the highest level of education that you...



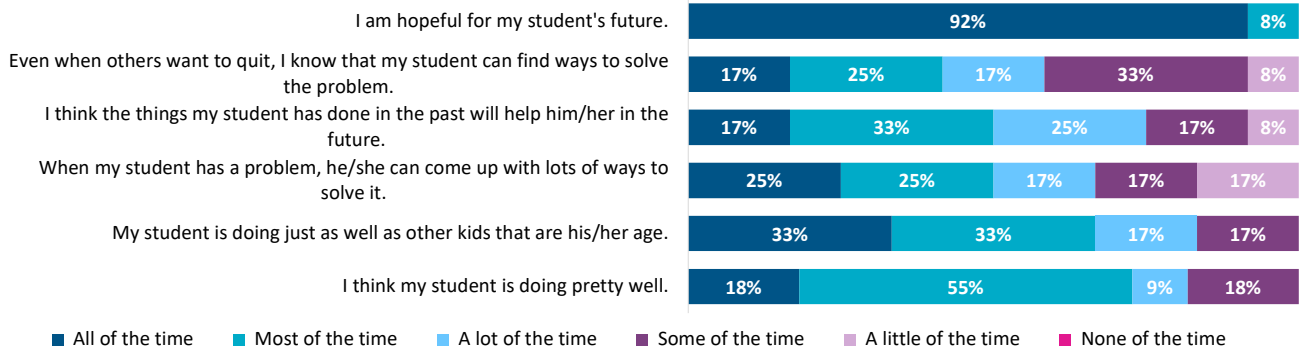
Have you talked with your student about attending college?



How strongly do you agree or disagree with the following statements?

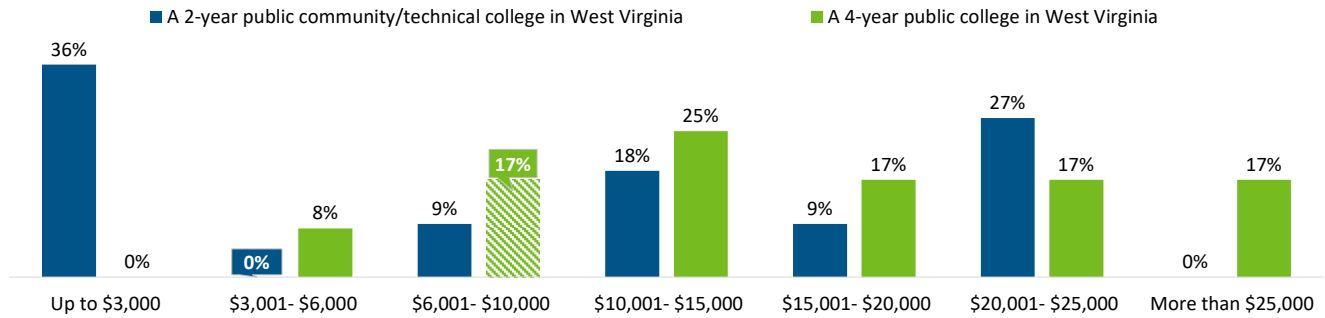


Please read the following sentences below and think about how you/your student are doing in most situations.



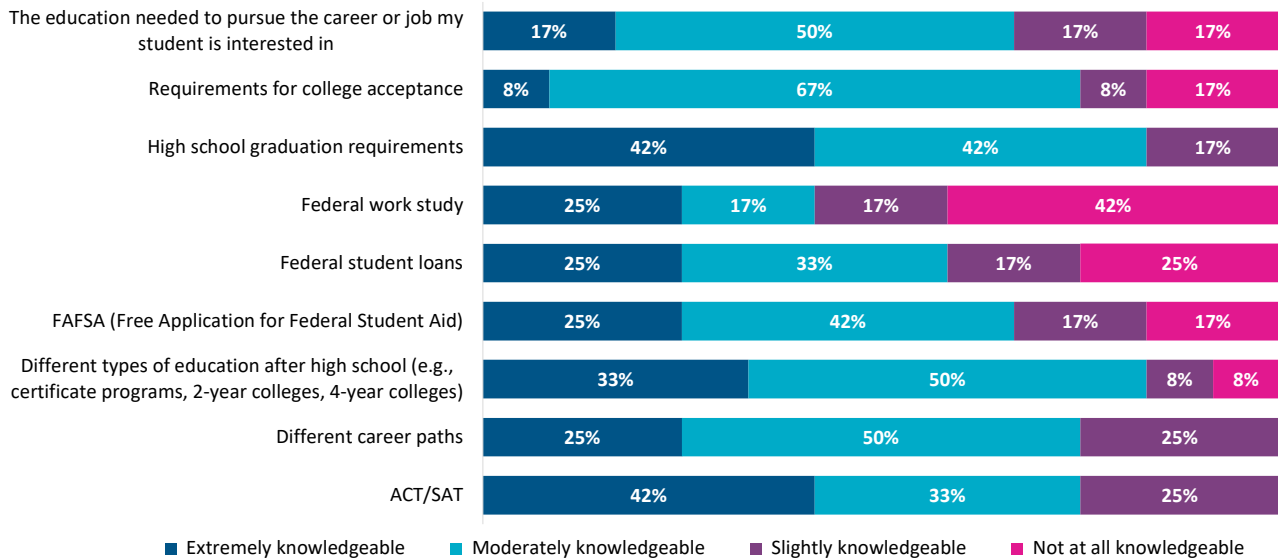
Section 4: College Knowledge and Awareness

On average, how much do you think it costs for one year of in-state tuition to attend the following college options in West Virginia?^



^The correct responses are indicated by a call-out box above a pattern filled bar.

Please rate your level of knowledge about the following topics.



Note: The above results are only from respondents who completed the online version of the parent survey and may not be generalizable to those who took the paper-based survey.

Financial aid programs available to West Virginia students^

This need-based U.S. financial aid program provided qualifying students up to \$6,495 during the 2021-22 school year. This amount does not need to be paid back.



This need-based financial aid program for West Virginia students provided maximum annual awards of \$3,000 during the 2021-22 school year. This amount does not need to be paid back.



This financial aid program for West Virginia students enrolled in eligible certificate and associate degree programs provides aid to cover the remaining amount of tuition, mandatory fees, and academic program fees that are not covered by other scholarships and grants. This amount does not need to be paid back.

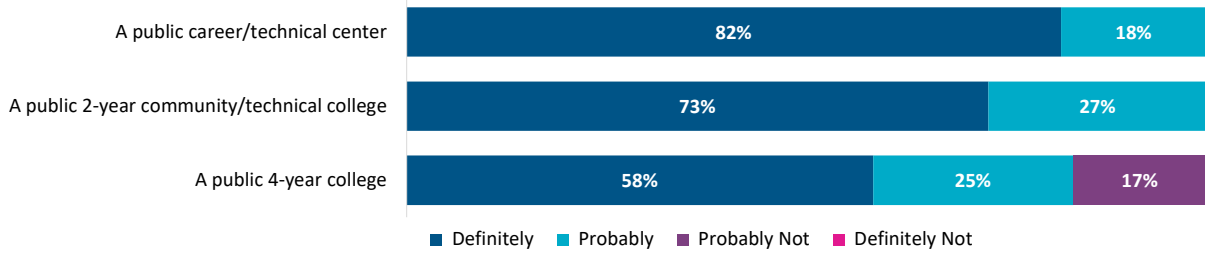


This merit-based financial aid program for West Virginia residents offers up to \$4,750 annually to cover the cost of tuition and mandatory fees. This amount does not need to be paid back.



^The correct responses are indicated by filled bar.

Do you think that your student could afford to attend one of the following types of colleges using financial aid, scholarships, and your family's resources?



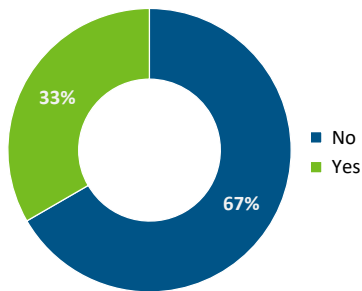
Section 5: College and Career Activities and Services

Have you participated in any of the family activities below? If you did attend, how helpful was the activity in helping you prepare for your student's future?

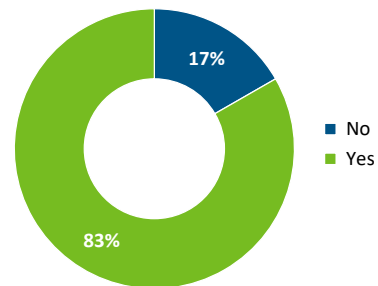
	extent participant found each of the following activities helpful				Number of Participants	non-participation status		
	Extremely helpful	Moderately helpful	Slightly helpful	Not at all helpful		Not offered/does not apply	Offered, but I did not attend	Number of Non-participants
Accessing CFWV.com portal	0%	0%	0%	0%	1	100%	0%	12
College campus visits	0%	100%	0%	0%	1	91%	9%	11
College for West Virginia (CFWV) workshops for families	0%	0%	0%	0%	2	100%	0%	12
Financial aid literacy and assistance	0%	0%	0%	100%	0	100%	0%	11

Note: Blue column percentages are based on those respondents who indicated participation in an activity. Pink column percentages are based on those respondents who indicated they did not participate in an activity.

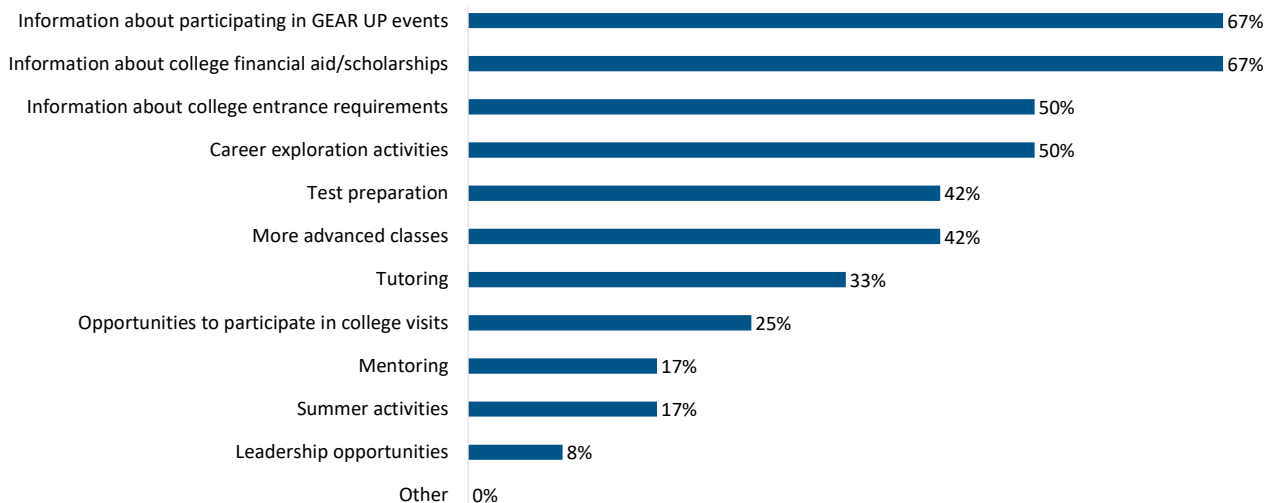
Are you aware that GEAR UP provides resources to help students plan for their education after high school and for career exploration at your student's school?



Would you like to receive more information about the services GEAR UP provides to you and your student?



Which of the following do you need from your student's school or GEAR UP to help your student be more successful in school and more prepared for college?*





School-Level Response Rates:

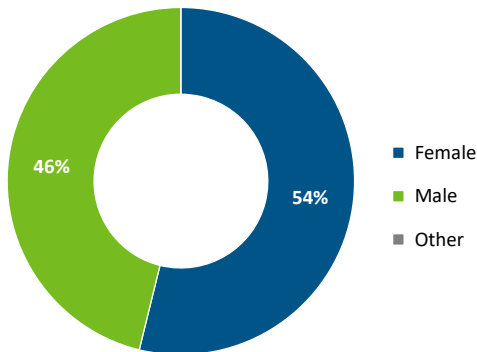
Total Enrollment	39
Surveys Received	13
Response Rate	33%

School Name: **Hannan Jr/Sr High School**
 Survey Type: **Parent Survey Report**

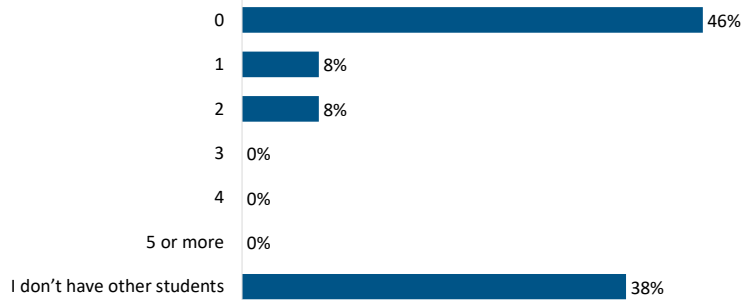
Notes: Throughout this report, all percentages are rounded to the nearest whole number; amounts lower than 0.5% are rounded down to 0%. An asterisk indicates a select all that apply question; amounts may exceed 100%.

Section 1: Background/Demographics

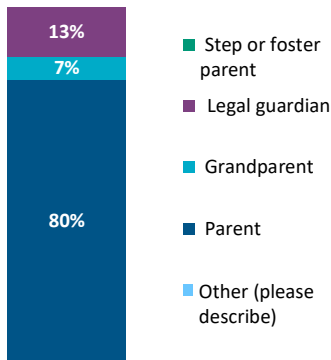
What is your student's gender?




If you have other students, how many have attended or are currently attending college?



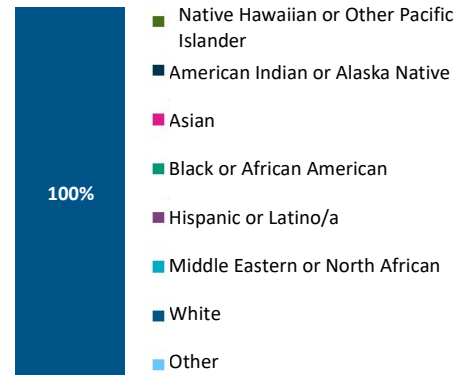
What is your relationship to the student who brought this survey home?*



What is the main language you speak at home?

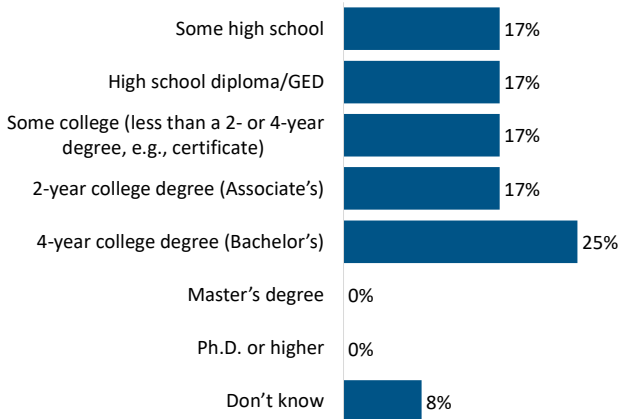


What is your race/ethnicity?*

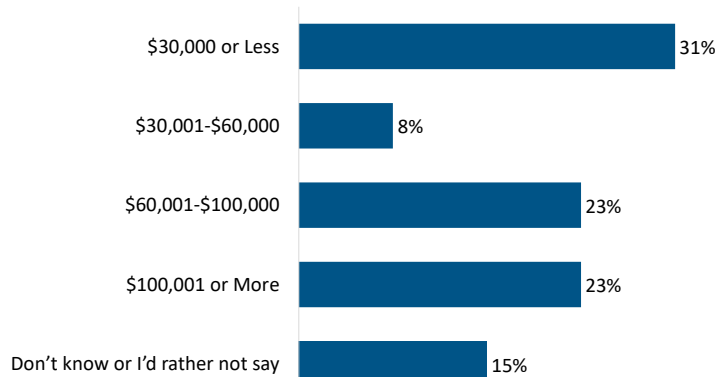


Note: Only those percentages greater than 0% are displayed in the three graphs above.

What is the highest level of education achieved by your student's parent(s)/guardian(s)?

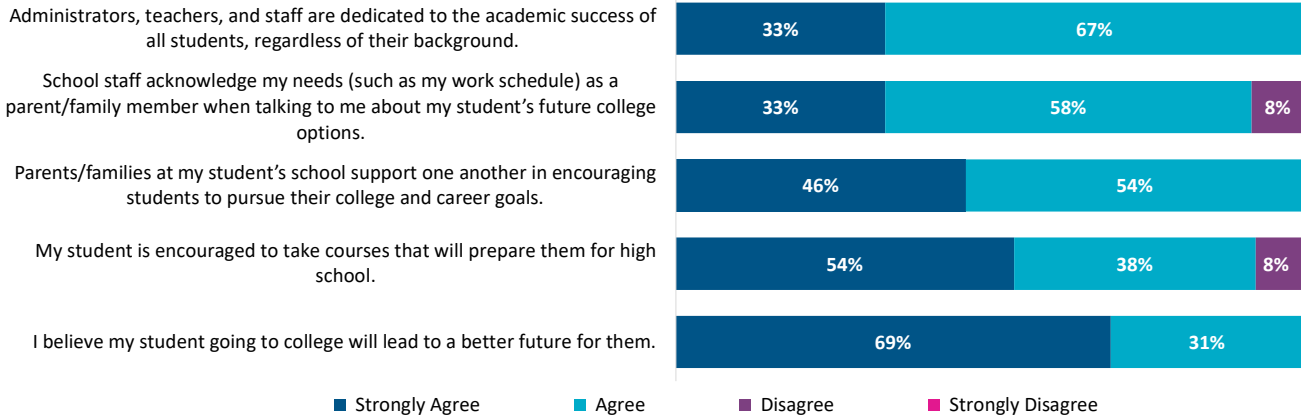


Which of the following options best describes your family's total income (before taxes) during the past 12 months?



Section 2: About Your Student's School

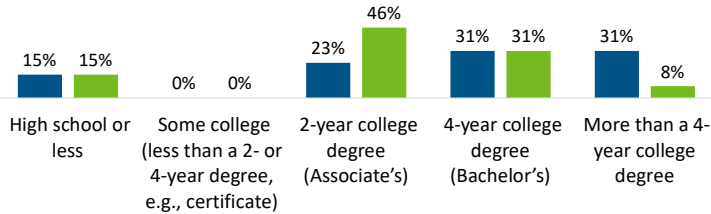
Please select how much you agree with the following statements about your student's school.



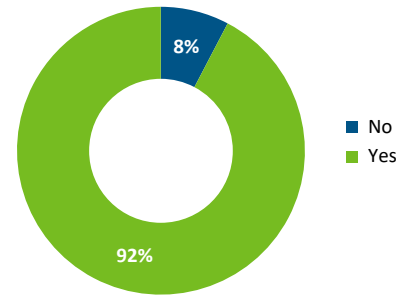
Section 3: Your Student's Educational Goals and Aspirations

What is the highest level of education that you...

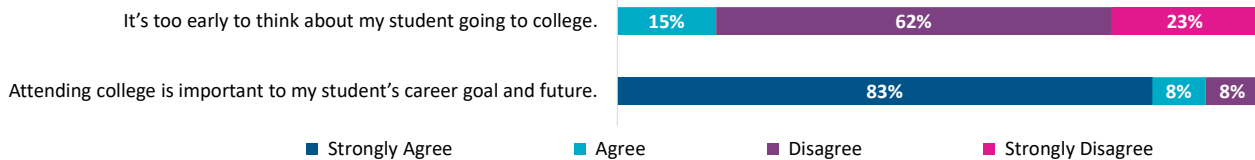
■ would like your student to get? ■ expect your student to get?



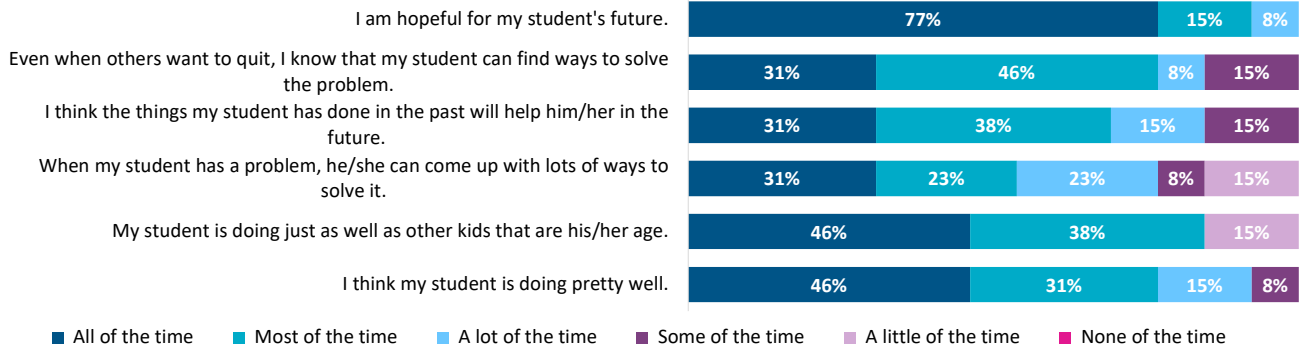
Have you talked with your student about attending college?



How strongly do you agree or disagree with the following statements?

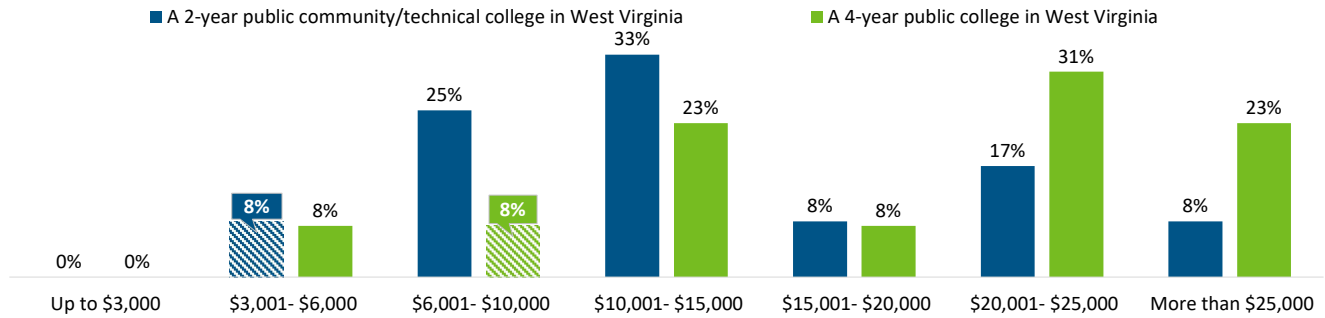


Please read the following sentences below and think about how you/your student are doing in most situations.



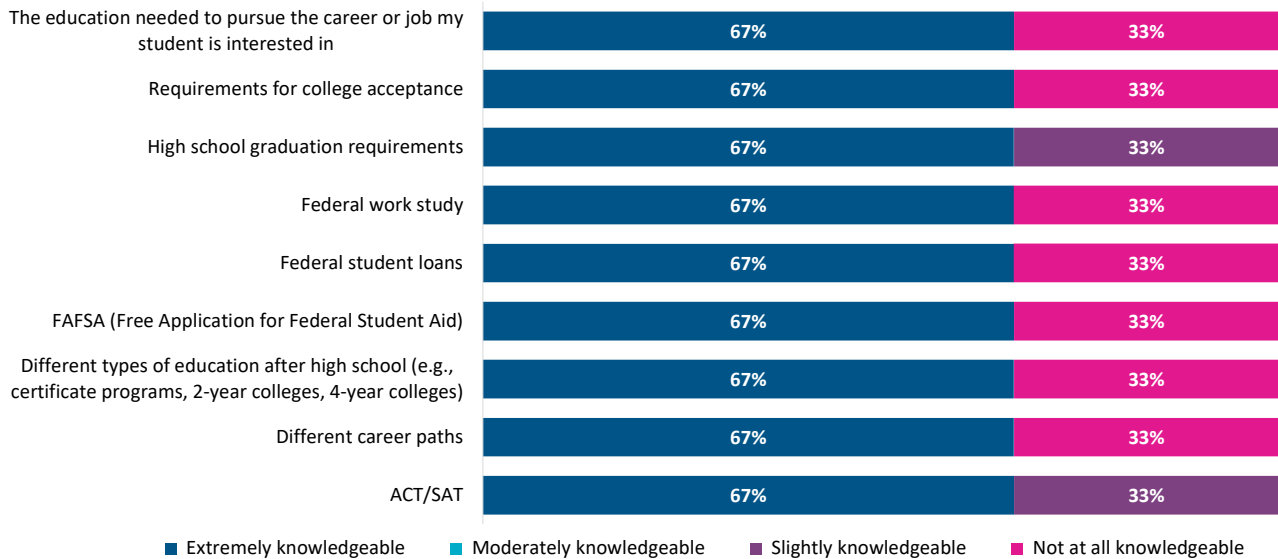
Section 4: College Knowledge and Awareness

On average, how much do you think it costs for one year of in-state tuition to attend the following college options in West Virginia?^



^The correct responses are indicated by a call-out box above a pattern filled bar.

Please rate your level of knowledge about the following topics.



Note: The above results are only from respondents who completed the online version of the parent survey and may not be generalizable to those who took the paper-based survey.

Financial aid programs available to West Virginia students^

This need-based U.S. financial aid program provided qualifying students up to \$6,495 during the 2021-22 school year. This amount does not need to be paid back.



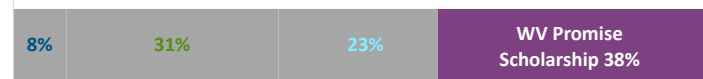
This need-based financial aid program for West Virginia students provided maximum annual awards of \$3,000 during the 2021-22 school year. This amount does not need to be paid back.



This financial aid program for West Virginia students enrolled in eligible certificate and associate degree programs provides aid to cover the remaining amount of tuition, mandatory fees, and academic program fees that are not covered by other scholarships and grants. This amount does not need to be paid back.

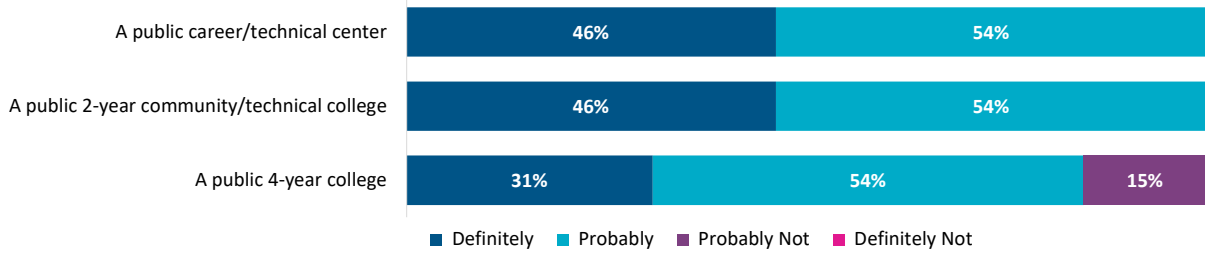


This merit-based financial aid program for West Virginia residents offers up to \$4,750 annually to cover the cost of tuition and mandatory fees. This amount does not need to be paid back.



^The correct responses are indicated by filled bar.

Do you think that your student could afford to attend one of the following types of colleges using financial aid, scholarships, and your family's resources?



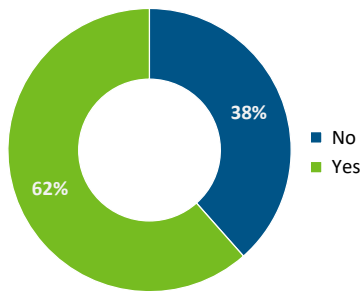
Section 5: College and Career Activities and Services

Have you participated in any of the family activities below? If you did attend, how helpful was the activity in helping you prepare for your student's future?

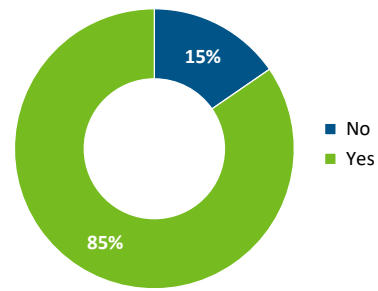
	extent participant found each of the following activities helpful				Number of Participants	non-participation status		
	Extremely helpful	Moderately helpful	Slightly helpful	Not at all helpful		Not offered/ does not apply	Offered, but I did not attend	Number of Non-participants
Accessing CFWV.com portal	100%	0%	0%	0%	1	83%	17%	12
College campus visits	100%	0%	0%	0%	1	75%	25%	12
College for West Virginia (CFWV) workshops for families	100%	0%	0%	0%	1	83%	17%	12
Financial aid literacy and assistance	100%	0%	0%	0%	1	75%	25%	12

Note: Blue column percentages are based on those respondents who indicated participation in an activity. Pink column percentages are based on those respondents who indicated they did not participate in an activity.

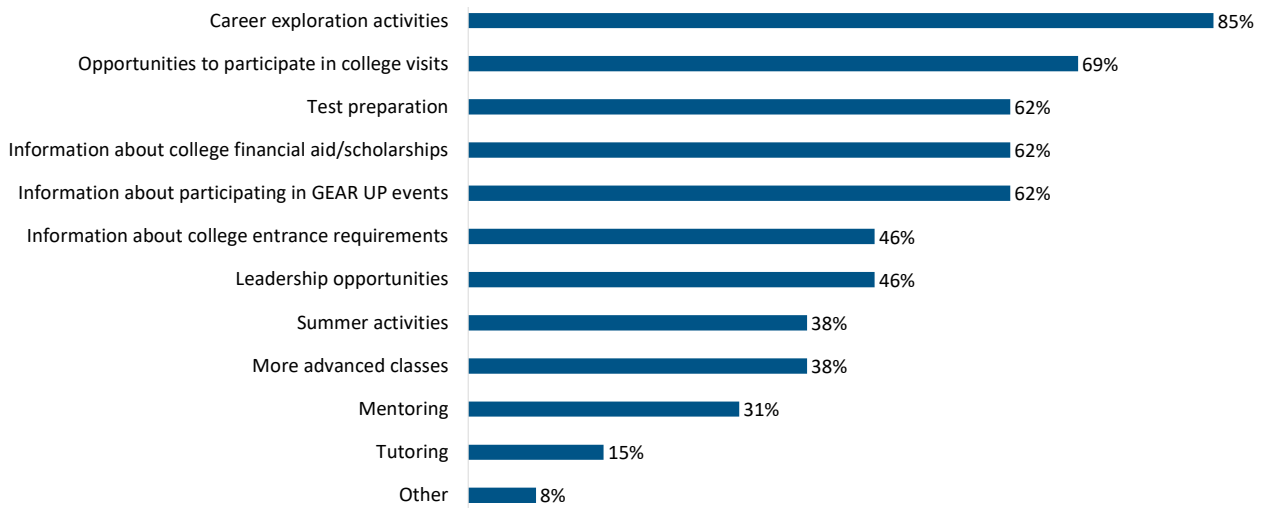
Are you aware that GEAR UP provides resources to help students plan for their education after high school and for career exploration at your student's school?



Would you like to receive more information about the services GEAR UP provides to you and your student?



Which of the following do you need from your student's school or GEAR UP to help your student be more successful in school and more prepared for college?*





School-Level Response Rates:

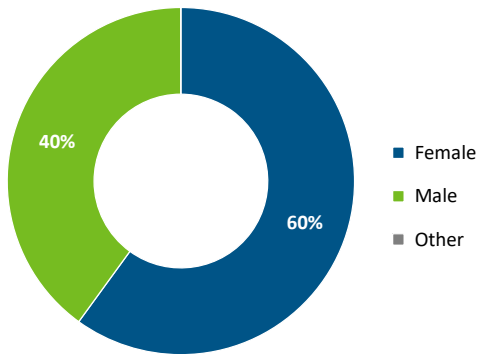
Total Enrollment	32
Surveys Received	10
Response Rate	31%

School Name: **Harts PK8**
 Survey Type: **Parent Survey Report**

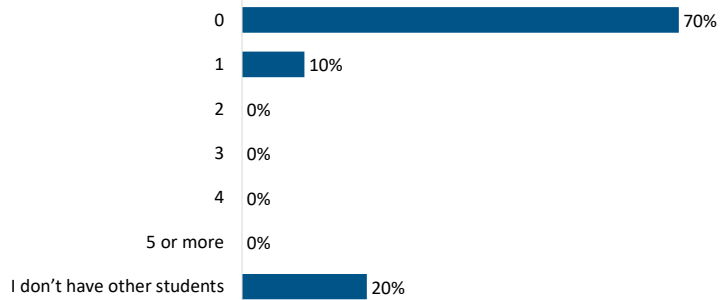
Notes: Throughout this report, all percentages are rounded to the nearest whole number; amounts lower than 0.5% are rounded down to 0%. An asterisk indicates a select all that apply question; amounts may exceed 100%.

Section 1: Background/Demographics

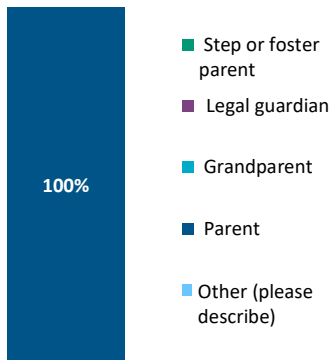
What is your student's gender?




If you have other students, how many have attended or are currently attending college?



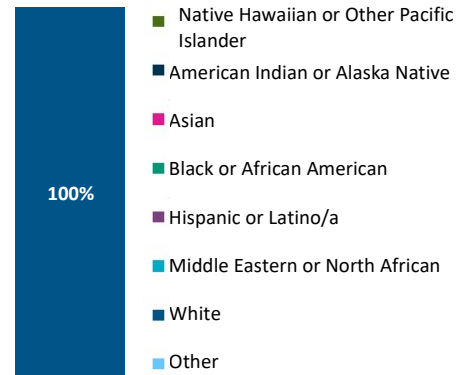
What is your relationship to the student who brought this survey home?*



What is the main language you speak at home?




What is your race/ethnicity?*

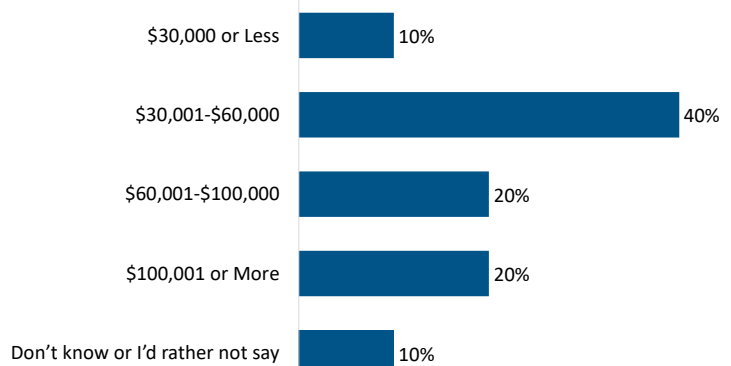


Note: Only those percentages greater than 0% are displayed in the three graphs above.

What is the highest level of education achieved by your student's parent(s)/guardian(s)?

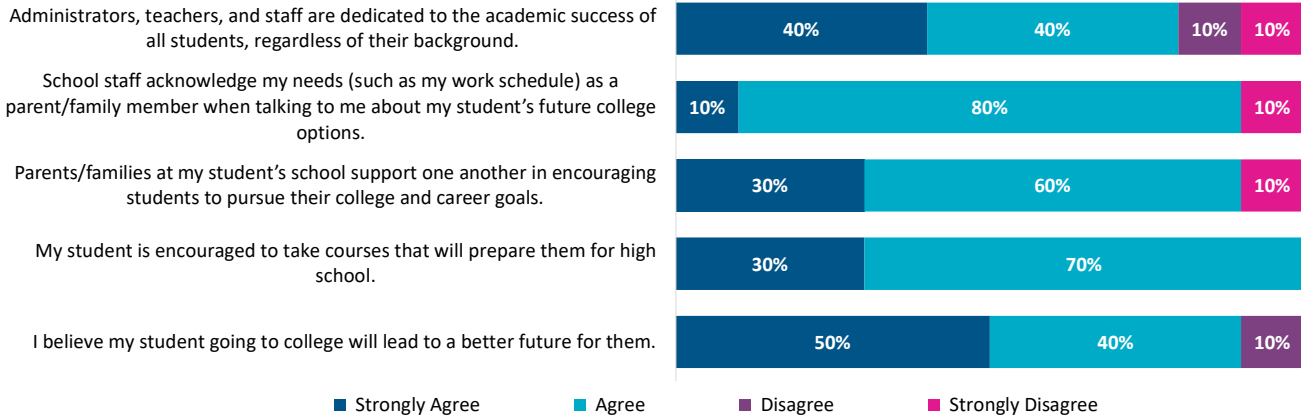


Which of the following options best describes your family's total income (before taxes) during the past 12 months?



Section 2: About Your Student's School

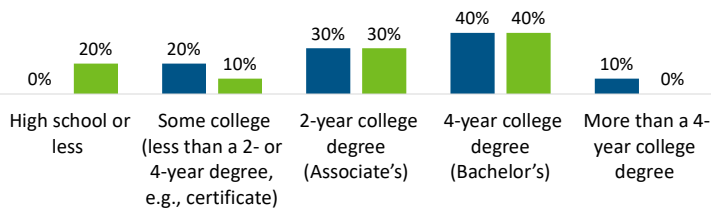
Please select how much you agree with the following statements about your student's school.



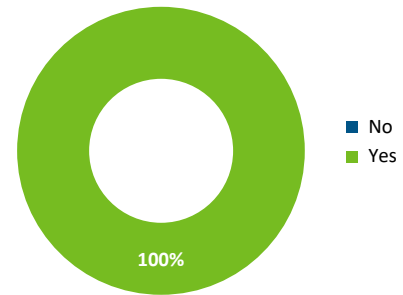
Section 3: Your Student's Educational Goals and Aspirations

What is the highest level of education that you...

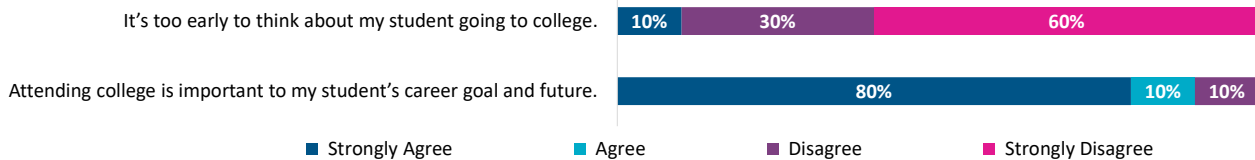
■ would like your student to get? ■ expect your student to get?



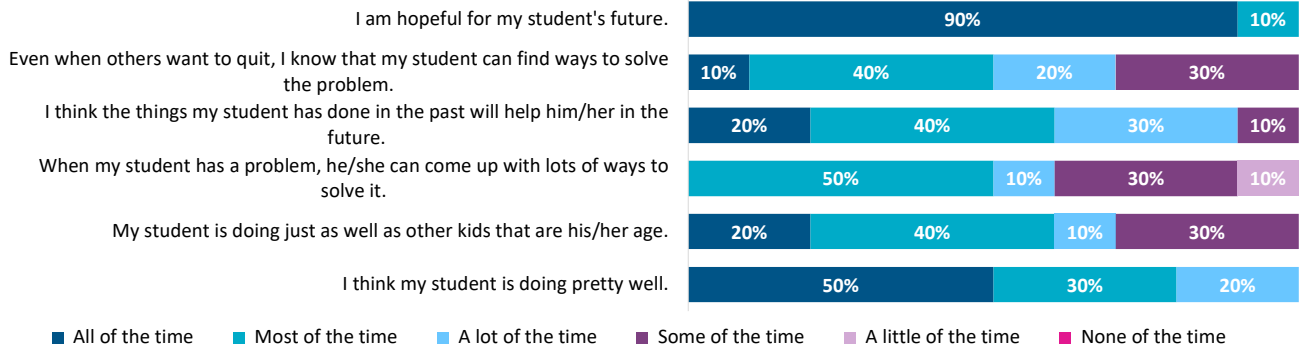
Have you talked with your student about attending college?



How strongly do you agree or disagree with the following statements?

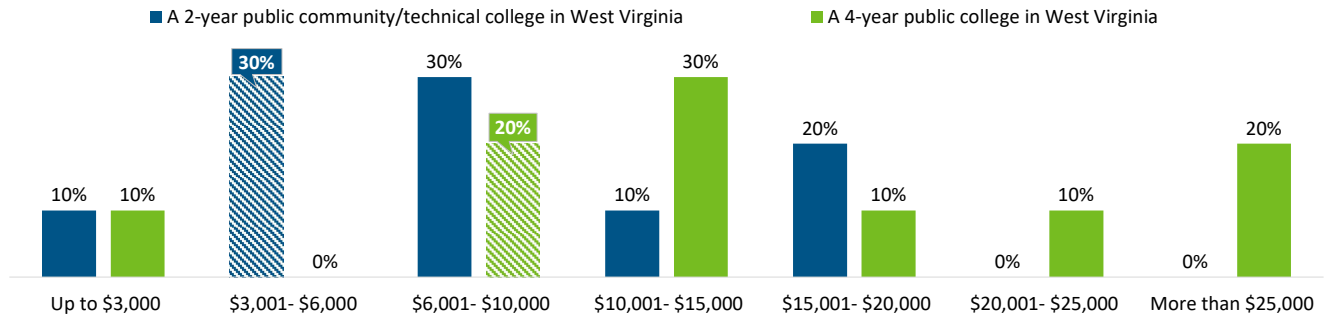


Please read the following sentences below and think about how you/your student are doing in most situations.



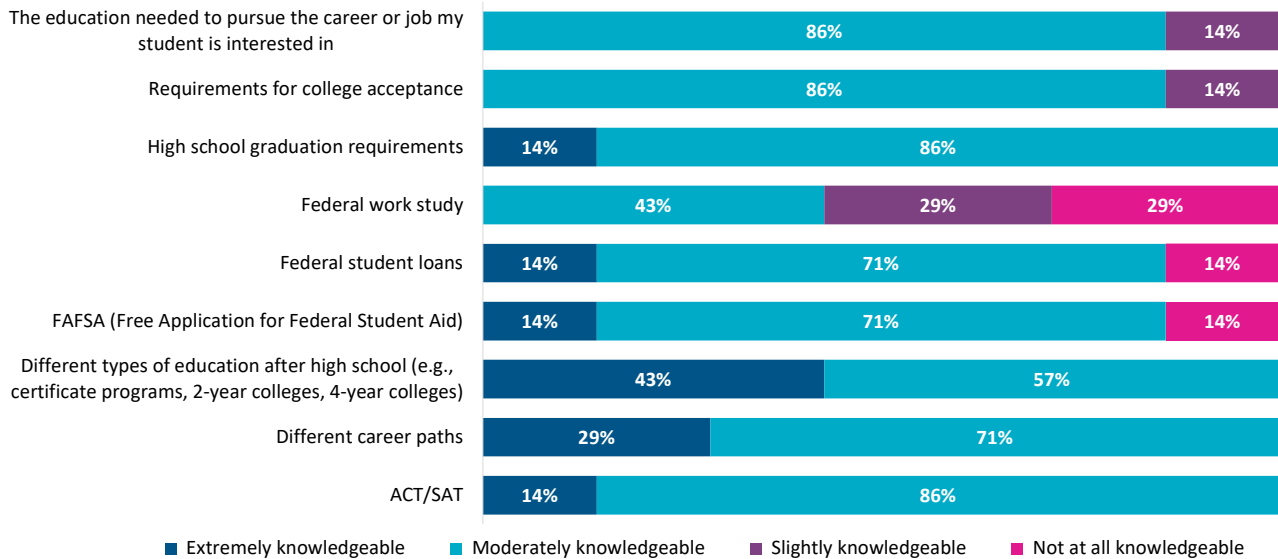
Section 4: College Knowledge and Awareness

On average, how much do you think it costs for one year of in-state tuition to attend the following college options in West Virginia?^



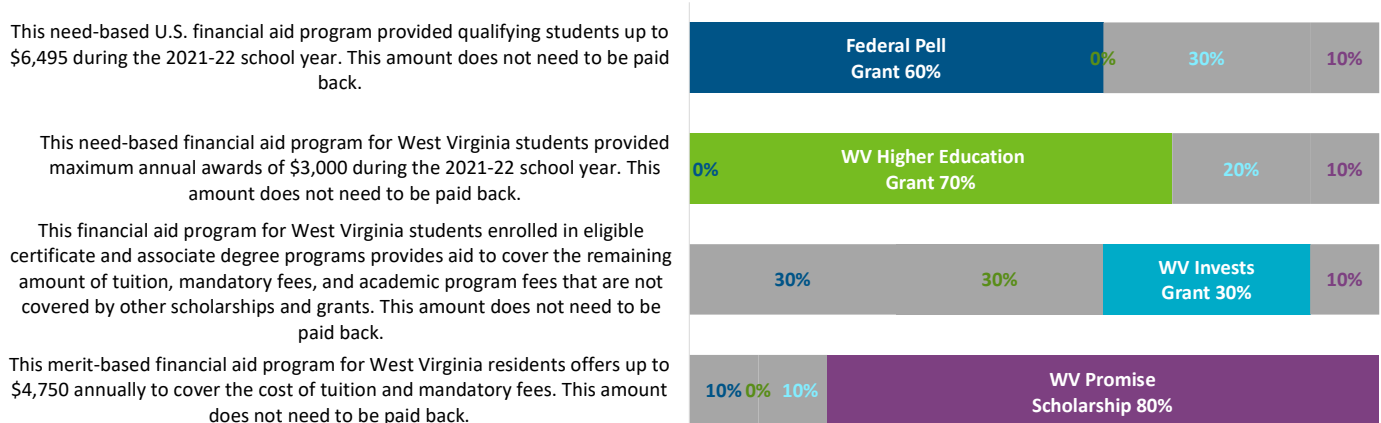
^The correct responses are indicated by a call-out box above a pattern filled bar.

Please rate your level of knowledge about the following topics.



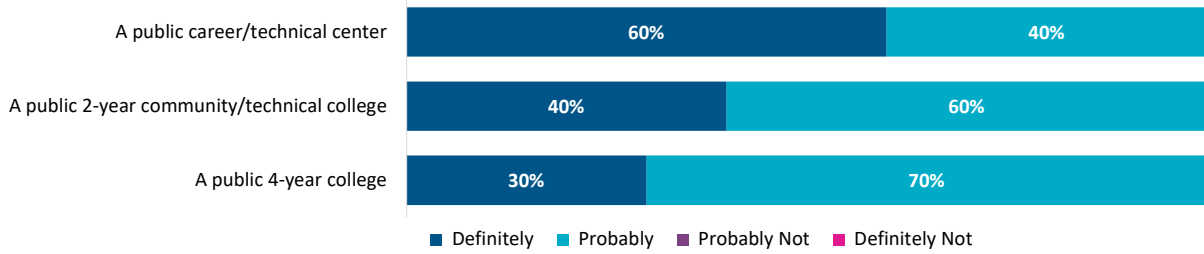
Note: The above results are only from respondents who completed the online version of the parent survey and may not be generalizable to those who took the paper-based survey.

Financial aid programs available to West Virginia students^



^The correct responses are indicated by filled bar.

Do you think that your student could afford to attend one of the following types of colleges using financial aid, scholarships, and your family's resources?



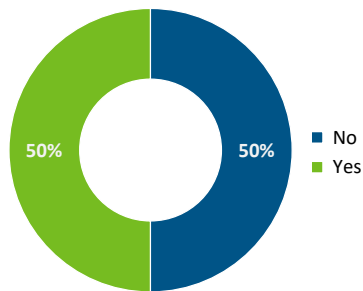
Section 5: College and Career Activities and Services

Have you participated in any of the family activities below? If you did attend, how helpful was the activity in helping you prepare for your student's future?

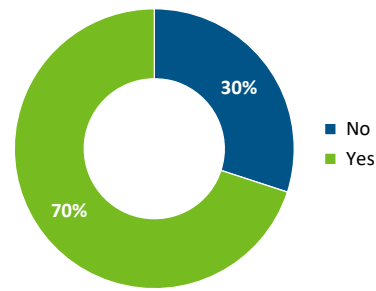
	extent participant found each of the following activities helpful				Number of Participants	non-participation status		
	Extremely helpful	Moderately helpful	Slightly helpful	Not at all helpful		Not offered/does not apply	Offered, but I did not attend	Number of Non-participants
Accessing CFWV.com portal	0%	100%	0%	0%	1	89%	11%	9
College campus visits	0%	100%	0%	0%	1	100%	0%	9
College for West Virginia (CFWV) workshops for families	0%	100%	0%	0%	1	100%	0%	9
Financial aid literacy and assistance	0%	0%	100%	0%	1	100%	0%	9

Note: Blue column percentages are based on those respondents who indicated participation in an activity. Pink column percentages are based on those respondents who indicated they did not participate in an activity.

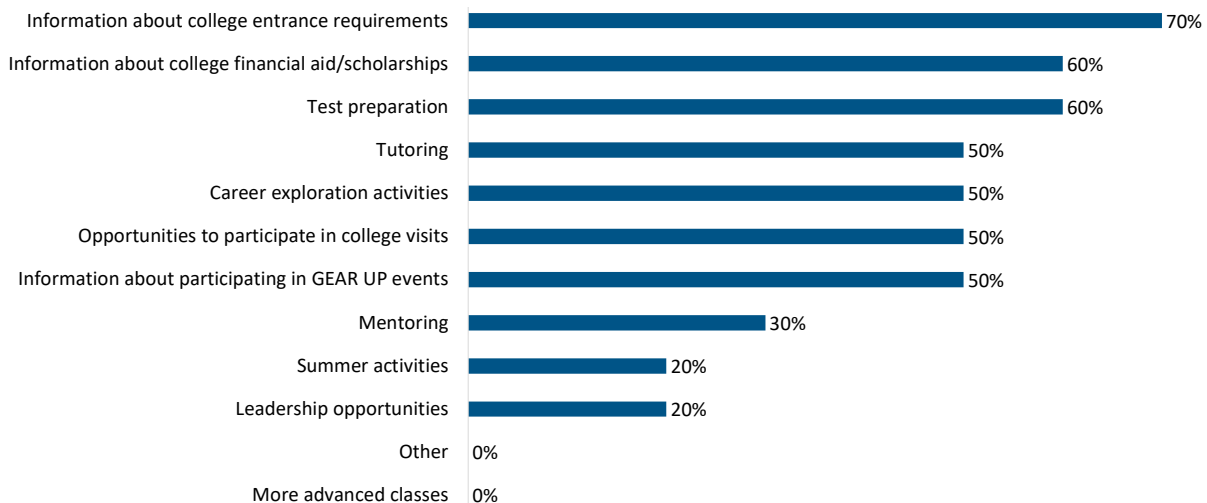
Are you aware that GEAR UP provides resources to help students plan for their education after high school and for career exploration at your student's school?



Would you like to receive more information about the services GEAR UP provides to you and your student?



Which of the following do you need from your student's school or GEAR UP to help your student be more successful in school and more prepared for college?*





School-Level Response Rates:

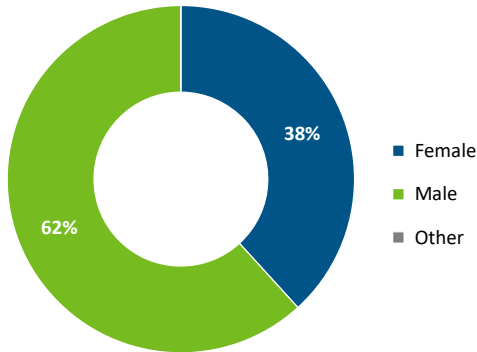
Total Enrollment	58
Surveys Received	34
Response Rate	59%

School Name: **Lenore PK8**
 Survey Type: **Parent Survey Report**

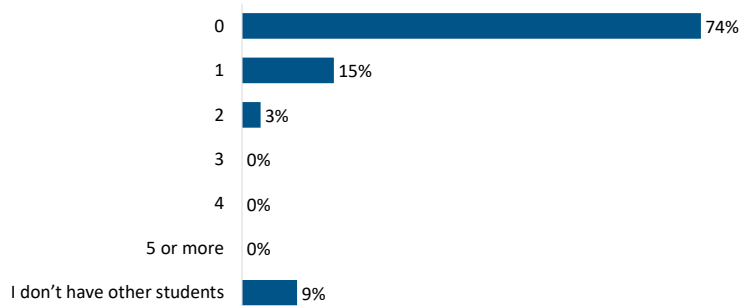
Notes: Throughout this report, all percentages are rounded to the nearest whole number; amounts lower than 0.5% are rounded down to 0%. An asterisk indicates a select all that apply question; amounts may exceed 100%.

Section 1: Background/Demographics

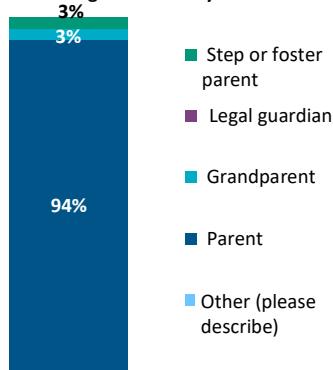
What is your student's gender?



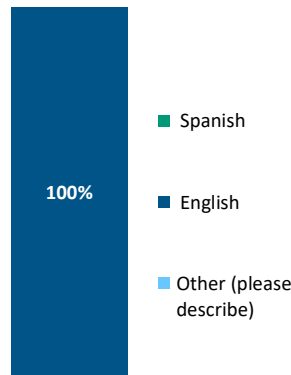
If you have other students, how many have attended or are currently attending college?



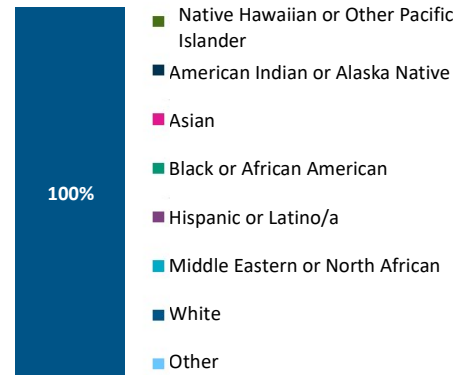
What is your relationship to the student who brought this survey home?*



What is the main language you speak at home?

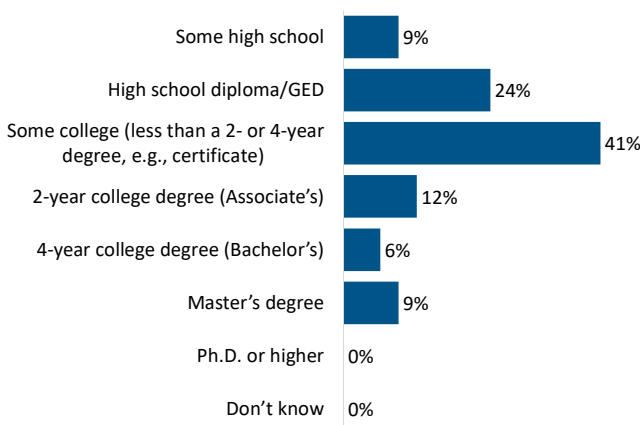


What is your race/ethnicity?*

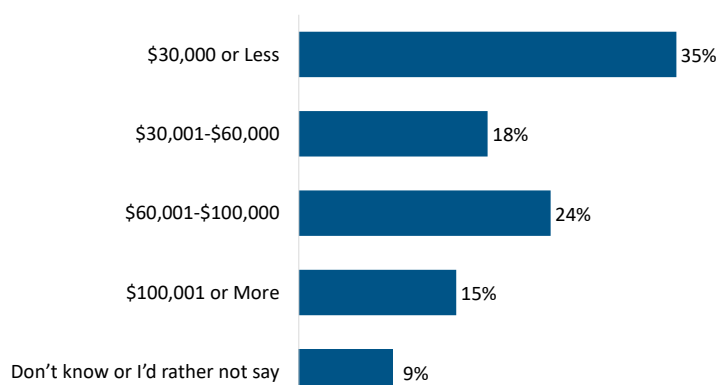


Note: Only those percentages greater than 0% are displayed in the three graphs above.

What is the highest level of education achieved by your student's parent(s)/guardian(s)?

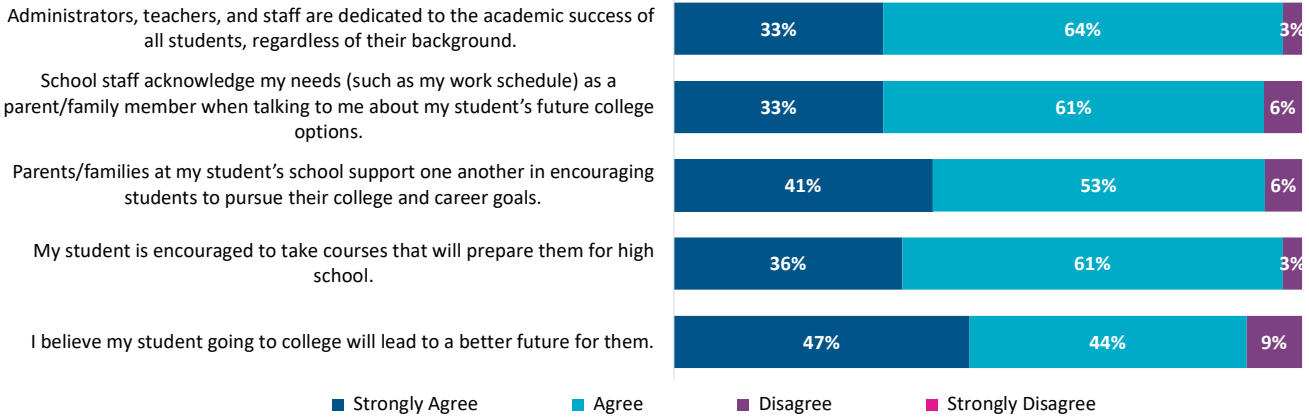


Which of the following options best describes your family's total income (before taxes) during the past 12 months?



Section 2: About Your Student's School

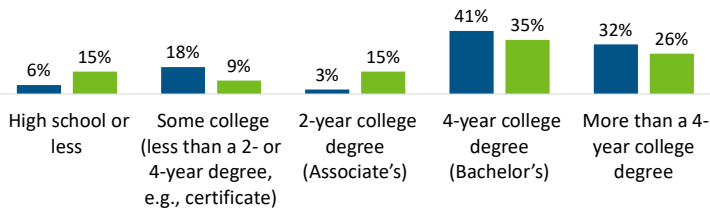
Please select how much you agree with the following statements about your student's school.



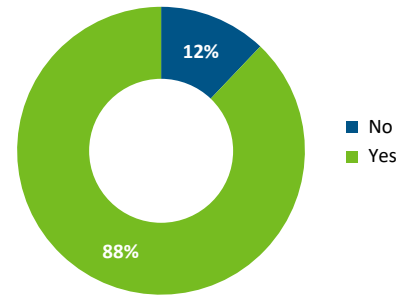
Section 3: Your Student's Educational Goals and Aspirations

What is the highest level of education that you...

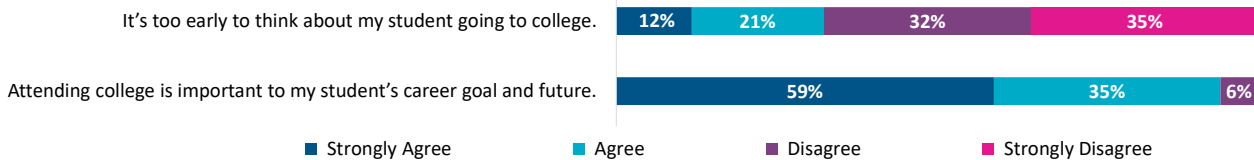
■ would like your student to get? ■ expect your student to get?



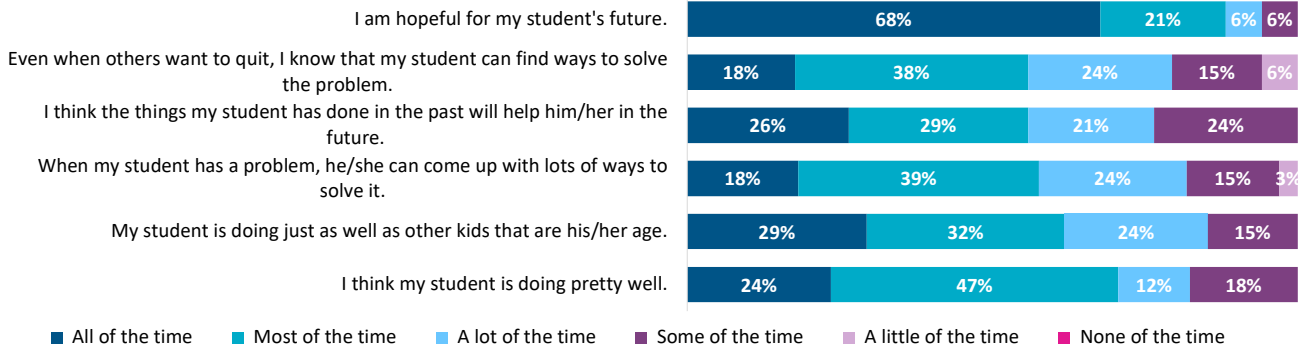
Have you talked with your student about attending college?



How strongly do you agree or disagree with the following statements?

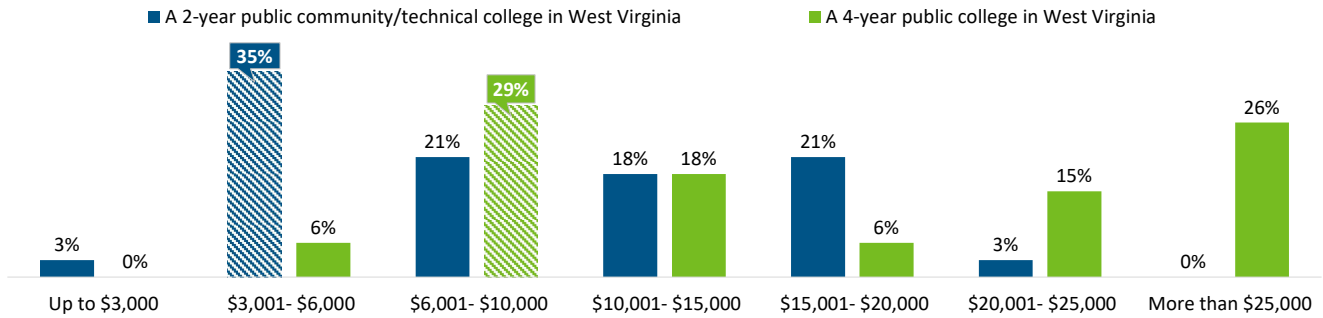


Please read the following sentences below and think about how you/your student are doing in most situations.



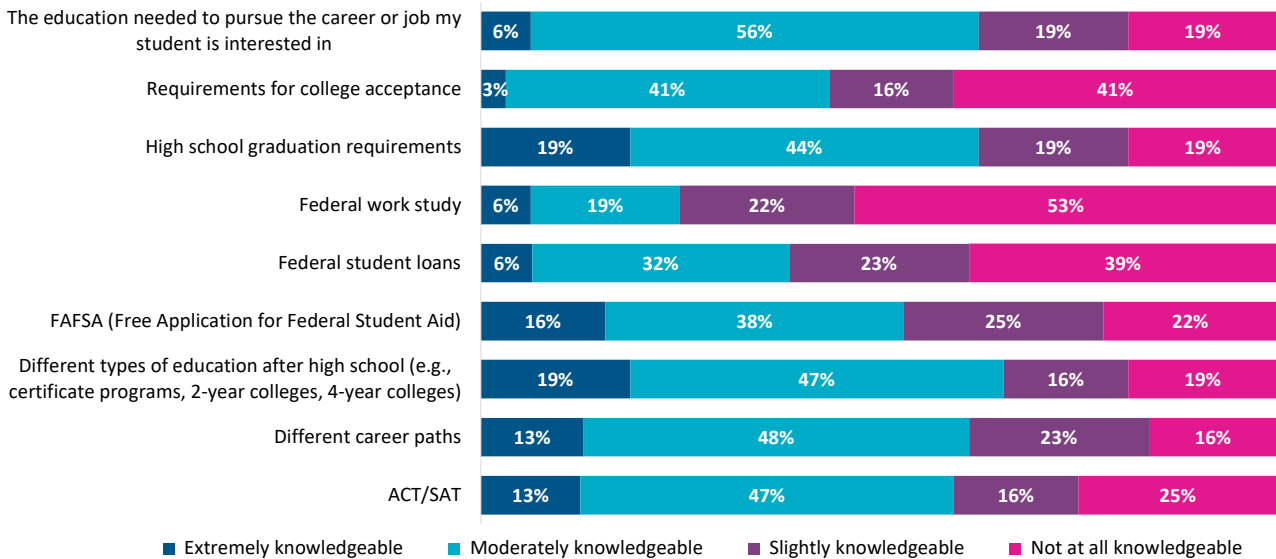
Section 4: College Knowledge and Awareness

On average, how much do you think it costs for one year of in-state tuition to attend the following college options in West Virginia?^



^The correct responses are indicated by a call-out box above a pattern filled bar.

Please rate your level of knowledge about the following topics.



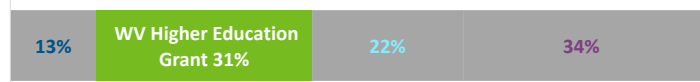
Note: The above results are only from respondents who completed the online version of the parent survey and may not be generalizable to those who took the paper-based survey.

Financial aid programs available to West Virginia students^

This need-based U.S. financial aid program provided qualifying students up to \$6,495 during the 2021-22 school year. This amount does not need to be paid back.



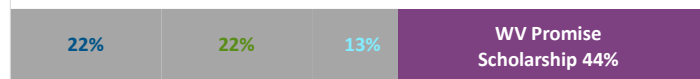
This need-based financial aid program for West Virginia students provided maximum annual awards of \$3,000 during the 2021-22 school year. This amount does not need to be paid back.



This financial aid program for West Virginia students enrolled in eligible certificate and associate degree programs provides aid to cover the remaining amount of tuition, mandatory fees, and academic program fees that are not covered by other scholarships and grants. This amount does not need to be paid back.

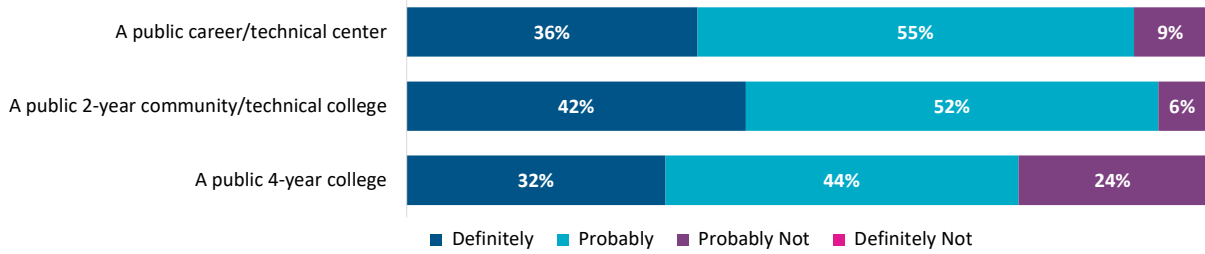


This merit-based financial aid program for West Virginia residents offers up to \$4,750 annually to cover the cost of tuition and mandatory fees. This amount does not need to be paid back.



^The correct responses are indicated by filled bar.

Do you think that your student could afford to attend one of the following types of colleges using financial aid, scholarships, and your family's resources?



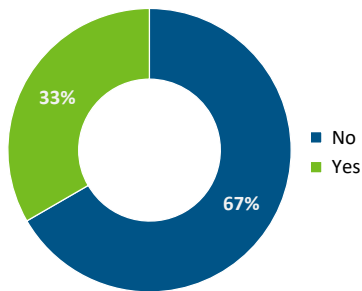
Section 5: College and Career Activities and Services

Have you participated in any of the family activities below? If you did attend, how helpful was the activity in helping you prepare for your student's future?

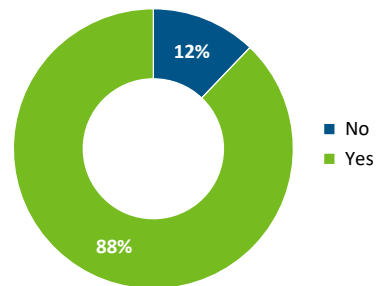
	extent participant found each of the following activities helpful				Number of Participants	non-participation status		
	Extremely helpful	Moderately helpful	Slightly helpful	Not at all helpful		Not offered/does not apply	Offered, but I did not attend	Number of Non-participants
Accessing CFWV.com portal	25%	0%	75%	0%	4	100%	0%	27
College campus visits	20%	40%	40%	0%	5	96%	4%	26
College for West Virginia (CFWV) workshops for families	25%	0%	75%	0%	4	96%	4%	27
Financial aid literacy and assistance	20%	20%	60%	0%	5	100%	0%	26

Note: Blue column percentages are based on those respondents who indicated participation in an activity. Pink column percentages are based on those respondents who indicated they did not participate in an activity.

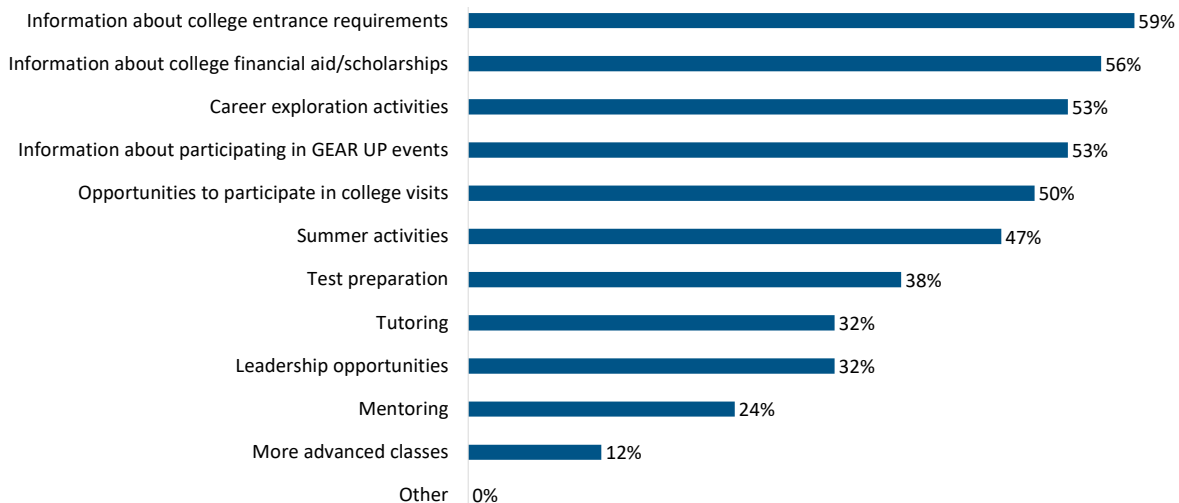
Are you aware that GEAR UP provides resources to help students plan for their education after high school and for career exploration at your student's school?



Would you like to receive more information about the services GEAR UP provides to you and your student?



Which of the following do you need from your student's school or GEAR UP to help your student be more successful in school and more prepared for college?*





School-Level Response Rates:

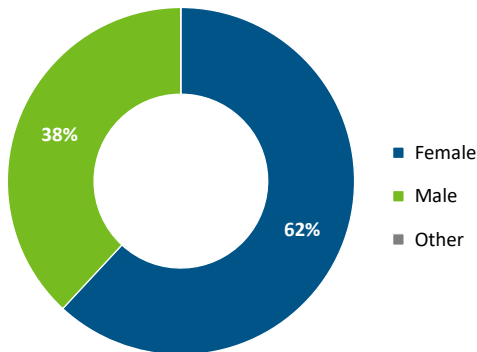
Total Enrollment	149
Surveys Received	64
Response Rate	43%

School Name: **Logan Middle School**
 Survey Type: **Parent Survey Report**

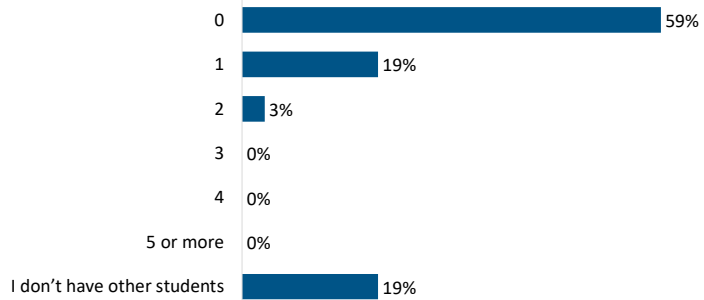
Notes: Throughout this report, all percentages are rounded to the nearest whole number; amounts lower than 0.5% are rounded down to 0%. An asterisk indicates a select all that apply question; amounts may exceed 100%.

Section 1: Background/Demographics

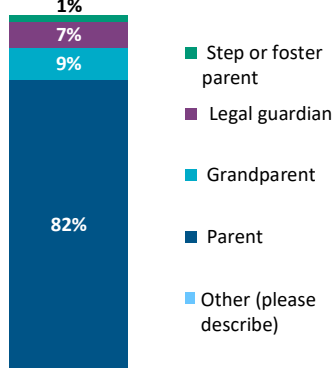
What is your student's gender?




If you have other students, how many have attended or are currently attending college?



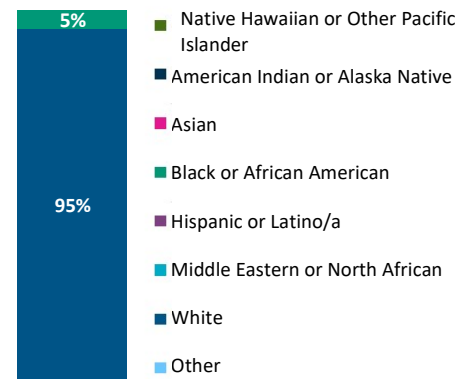
What is your relationship to the student who brought this survey home?*



What is the main language you speak at home?

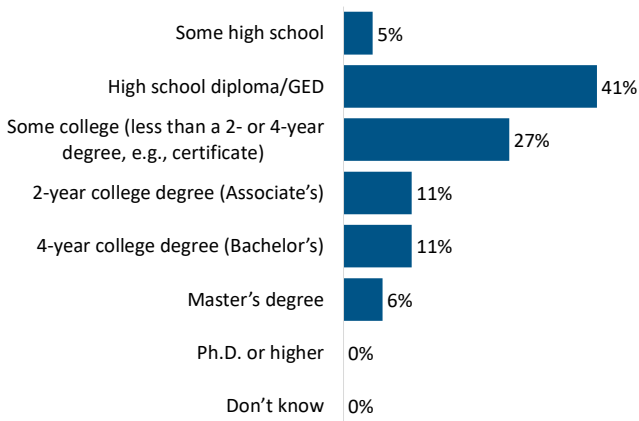


What is your race/ethnicity?*

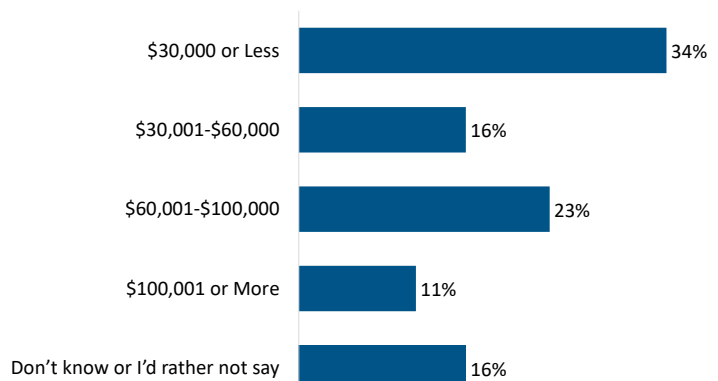


Note: Only those percentages greater than 0% are displayed in the three graphs above.

What is the highest level of education achieved by your student's parent(s)/guardian(s)?

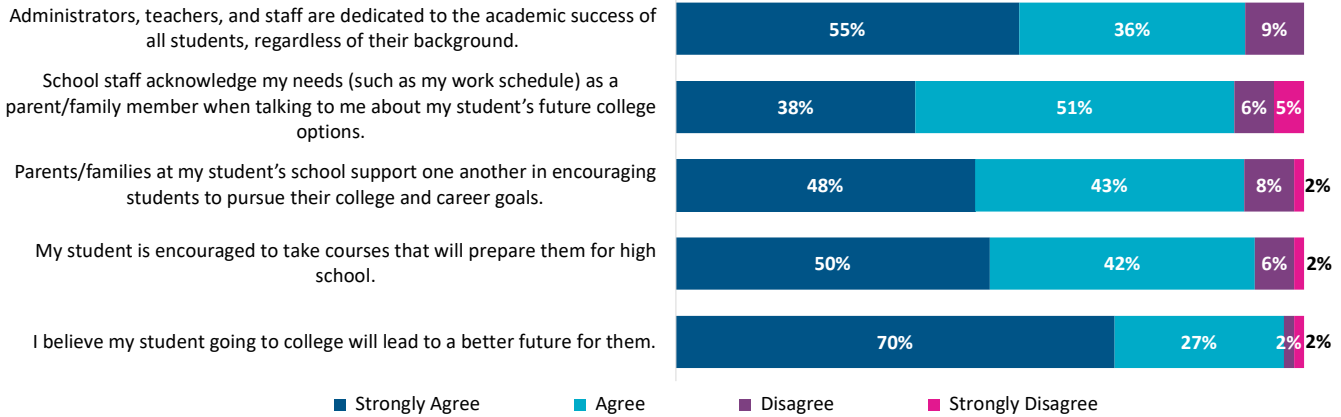


Which of the following options best describes your family's total income (before taxes) during the past 12 months?



Section 2: About Your Student's School

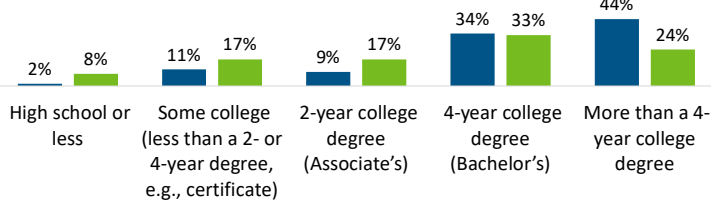
Please select how much you agree with the following statements about your student's school.



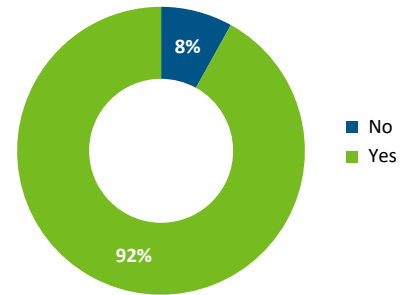
Section 3: Your Student's Educational Goals and Aspirations

What is the highest level of education that you...

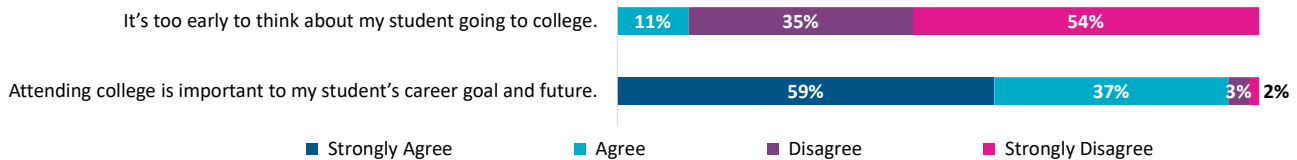
■ would like your student to get? ■ expect your student to get?



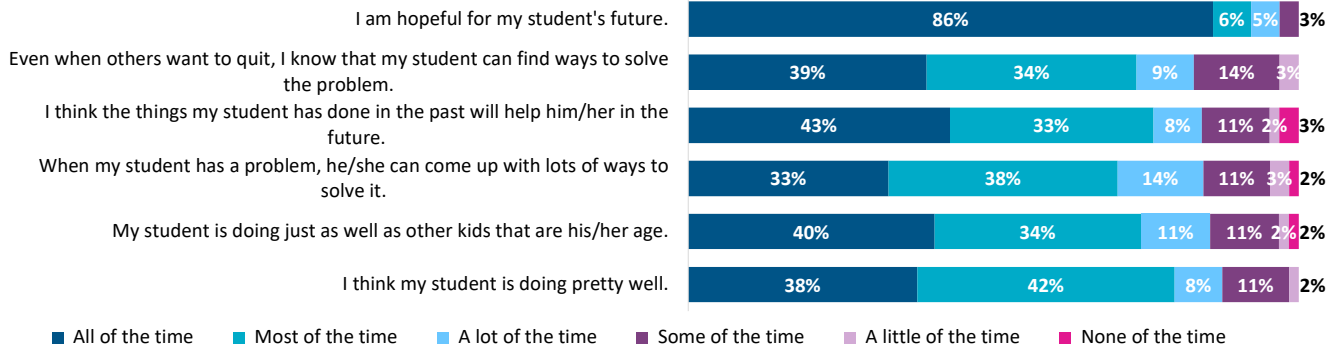
Have you talked with your student about attending college?



How strongly do you agree or disagree with the following statements?

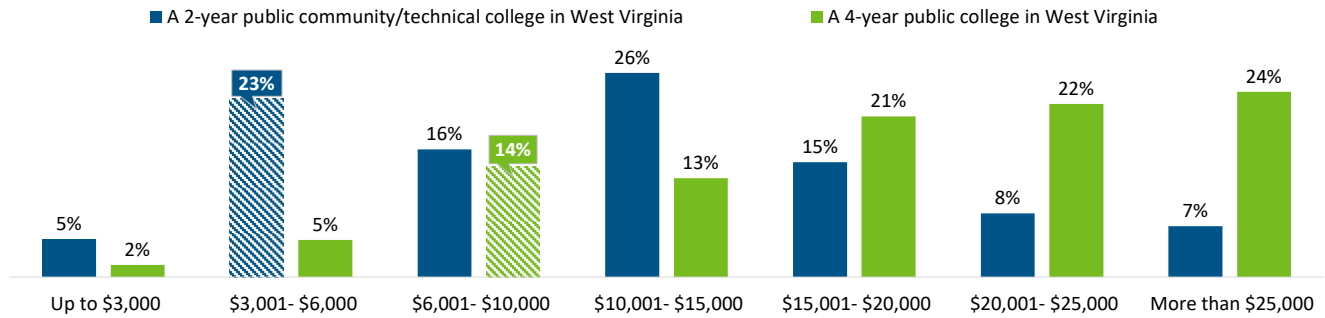


Please read the following sentences below and think about how you/your student are doing in most situations.



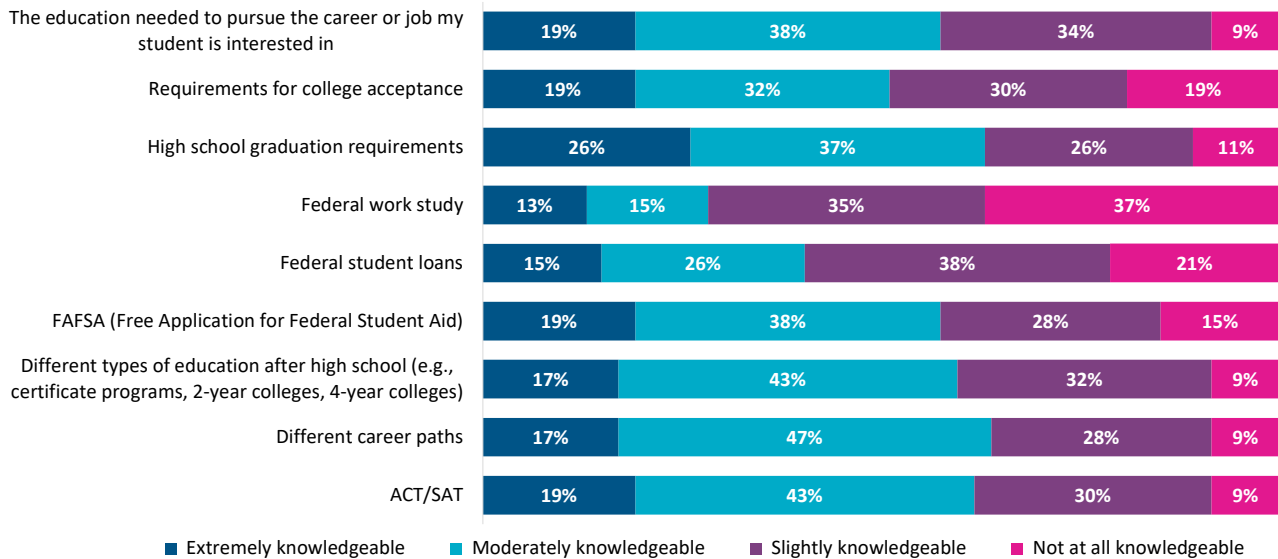
Section 4: College Knowledge and Awareness

On average, how much do you think it costs for one year of in-state tuition to attend the following college options in West Virginia?^



^The correct responses are indicated by a call-out box above a pattern filled bar.

Please rate your level of knowledge about the following topics.



Note: The above results are only from respondents who completed the online version of the parent survey and may not be generalizable to those who took the paper-based survey.

Financial aid programs available to West Virginia students^

This need-based U.S. financial aid program provided qualifying students up to \$6,495 during the 2021-22 school year. This amount does not need to be paid back.



This need-based financial aid program for West Virginia students provided maximum annual awards of \$3,000 during the 2021-22 school year. This amount does not need to be paid back.



This financial aid program for West Virginia students enrolled in eligible certificate and associate degree programs provides aid to cover the remaining amount of tuition, mandatory fees, and academic program fees that are not covered by other scholarships and grants. This amount does not need to be paid back.

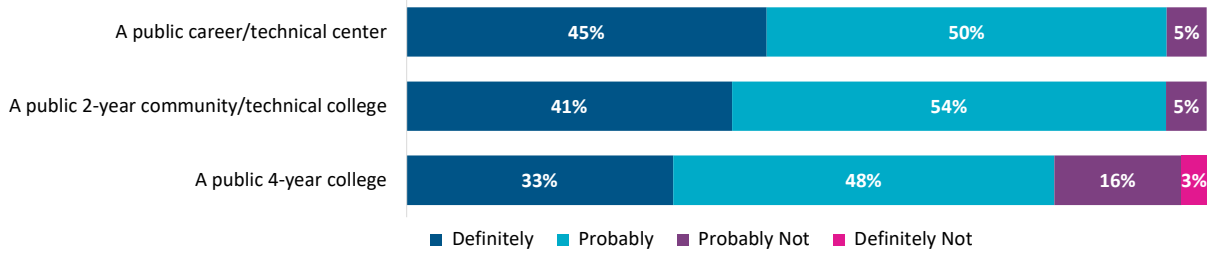


This merit-based financial aid program for West Virginia residents offers up to \$4,750 annually to cover the cost of tuition and mandatory fees. This amount does not need to be paid back.



^The correct responses are indicated by filled bar.

Do you think that your student could afford to attend one of the following types of colleges using financial aid, scholarships, and your family's resources?



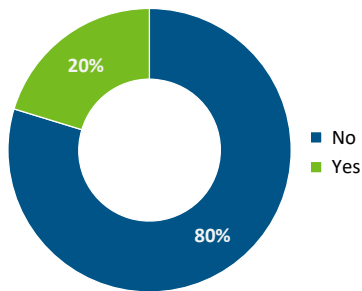
Section 5: College and Career Activities and Services

Have you participated in any of the family activities below? If you did attend, how helpful was the activity in helping you prepare for your student's future?

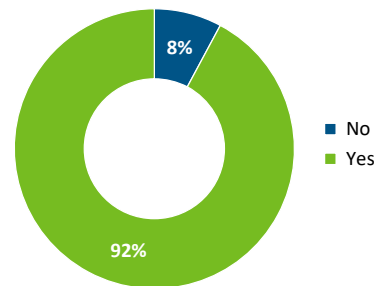
	extent participant found each of the following activities helpful				Number of Participants	non-participation status		
	Extremely helpful	Moderately helpful	Slightly helpful	Not at all helpful		Not offered/does not apply	Offered, but I did not attend	Number of Non-participants
Accessing CFWV.com portal	57%	14%	14%	14%	7	92%	8%	53
College campus visits	50%	21%	21%	7%	14	87%	13%	47
College for West Virginia (CFWV) workshops for families	60%	0%	20%	20%	5	91%	9%	55
Financial aid literacy and assistance	63%	13%	13%	13%	8	92%	8%	52

Note: Blue column percentages are based on those respondents who indicated participation in an activity. Pink column percentages are based on those respondents who indicated they did not participate in an activity.

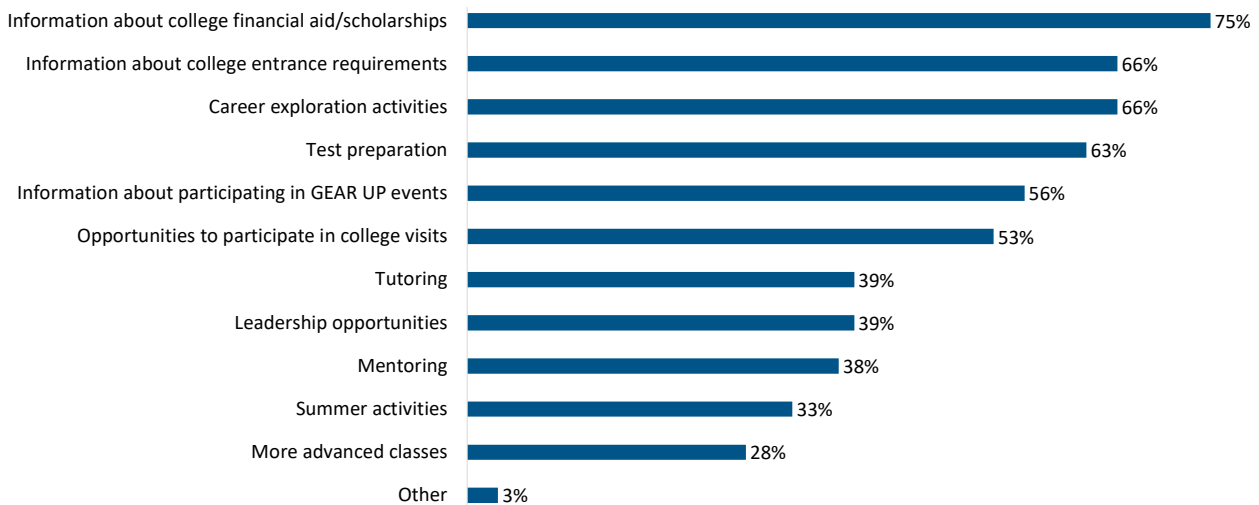
Are you aware that GEAR UP provides resources to help students plan for their education after high school and for career exploration at your student's school?



Would you like to receive more information about the services GEAR UP provides to you and your student?



Which of the following do you need from your student's school or GEAR UP to help your student be more successful in school and more prepared for college?*





School-Level Response Rates:

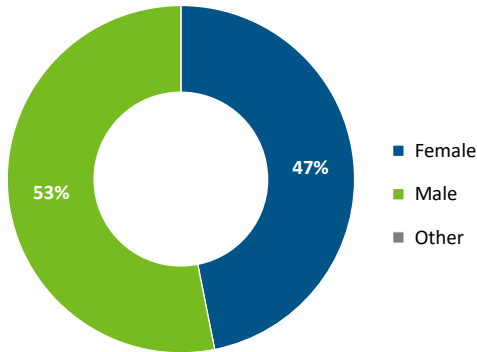
Total Enrollment	139
Surveys Received	32
Response Rate	23%

School Name: **Madison Middle School**
 Survey Type: **Parent Survey Report**

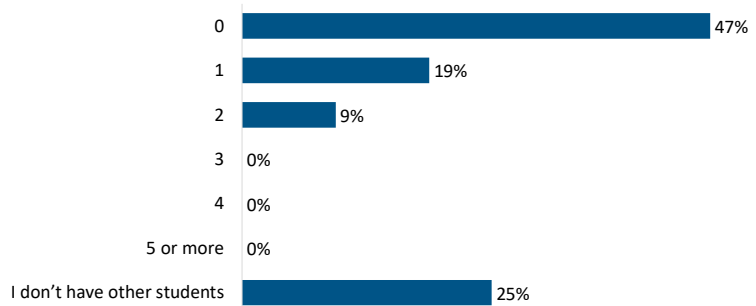
Notes: Throughout this report, all percentages are rounded to the nearest whole number; amounts lower than 0.5% are rounded down to 0%. An asterisk indicates a select all that apply question; amounts may exceed 100%.

Section 1: Background/Demographics

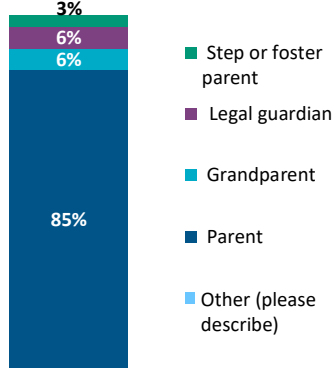
What is your student's gender?




If you have other students, how many have attended or are currently attending college?



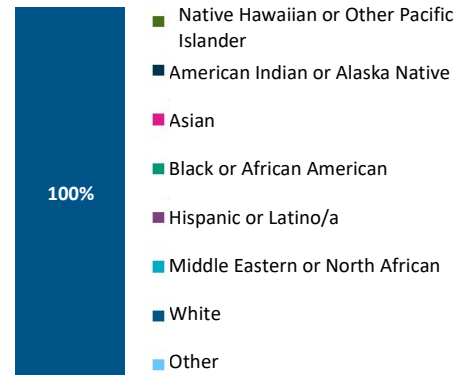
What is your relationship to the student who brought this survey home?*



What is the main language you speak at home?




What is your race/ethnicity?*

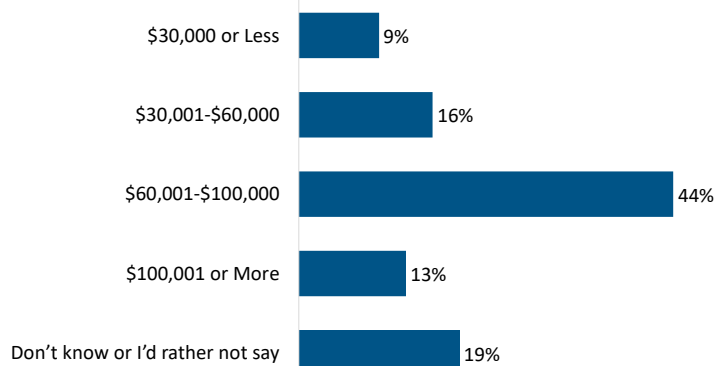


Note: Only those percentages greater than 0% are displayed in the three graphs above.

What is the highest level of education achieved by your student's parent(s)/guardian(s)?

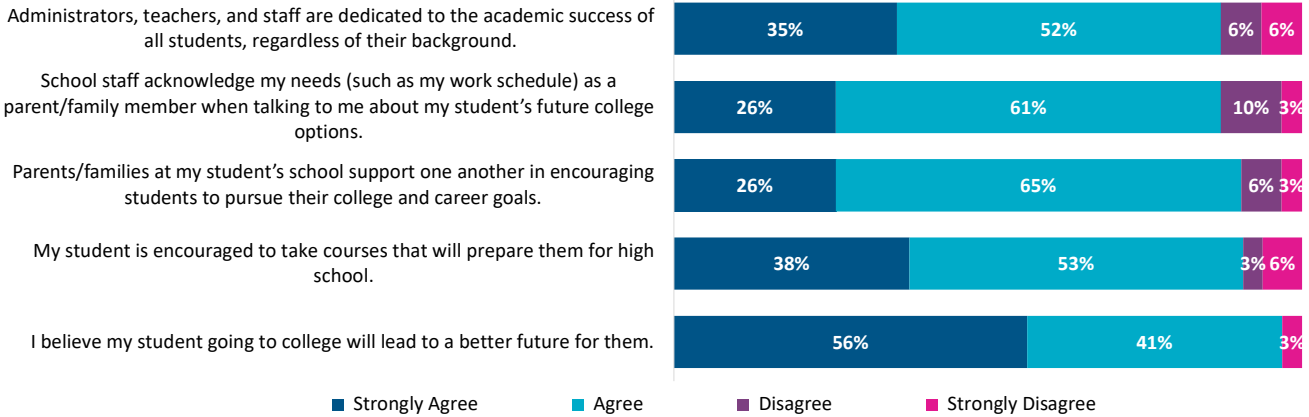


Which of the following options best describes your family's total income (before taxes) during the past 12 months?



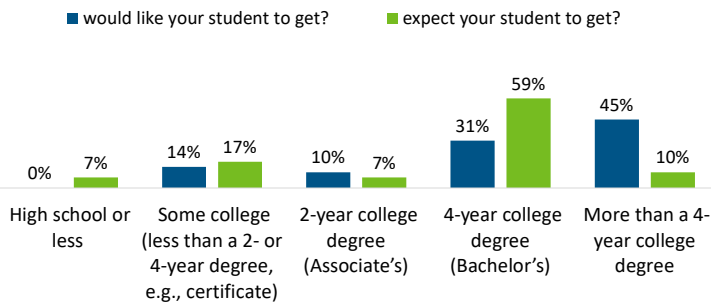
Section 2: About Your Student's School

Please select how much you agree with the following statements about your student's school.

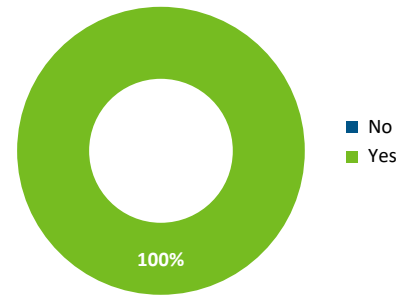


Section 3: Your Student's Educational Goals and Aspirations

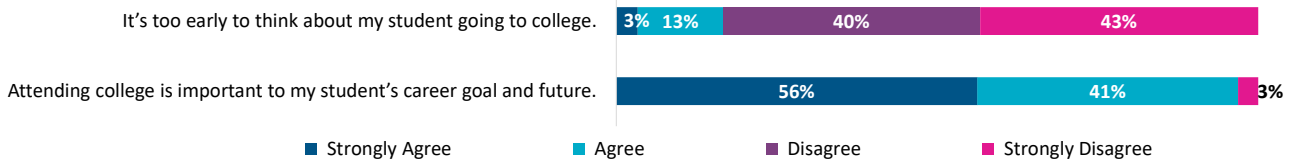
What is the highest level of education that you...



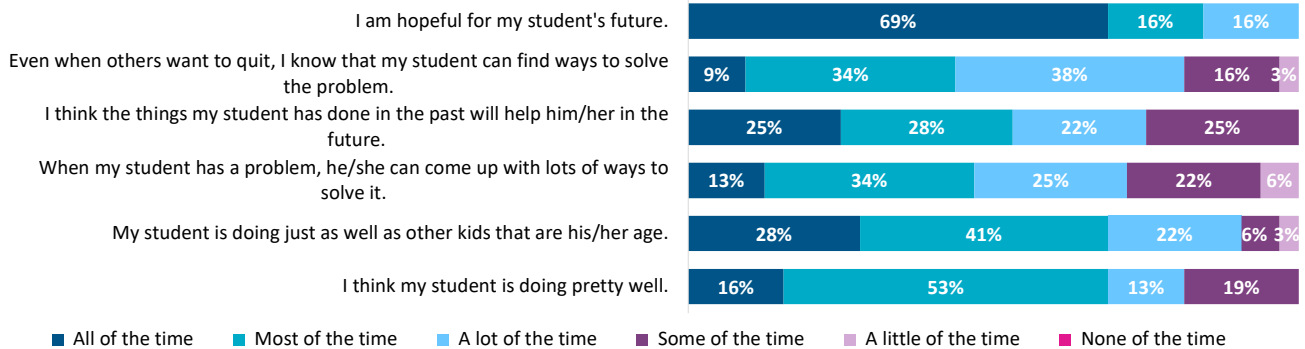
Have you talked with your student about attending college?



How strongly do you agree or disagree with the following statements?

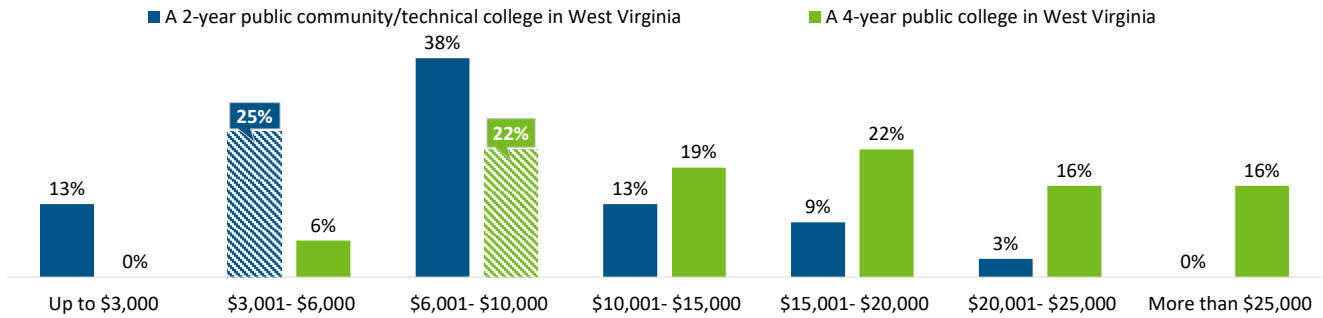


Please read the following sentences below and think about how you/your student are doing in most situations.



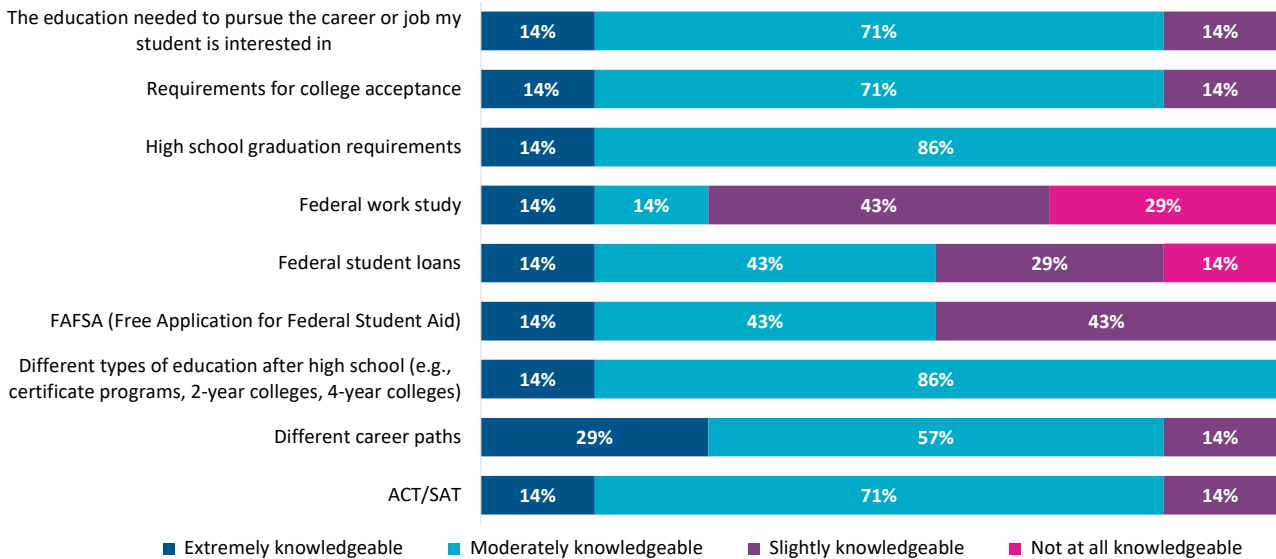
Section 4: College Knowledge and Awareness

On average, how much do you think it costs for one year of in-state tuition to attend the following college options in West Virginia?^



^The correct responses are indicated by a call-out box above a pattern filled bar.

Please rate your level of knowledge about the following topics.



Note: The above results are only from respondents who completed the online version of the parent survey and may not be generalizable to those who took the paper-based survey.

Financial aid programs available to West Virginia students^

This need-based U.S. financial aid program provided qualifying students up to \$6,495 during the 2021-22 school year. This amount does not need to be paid back.



This need-based financial aid program for West Virginia students provided maximum annual awards of \$3,000 during the 2021-22 school year. This amount does not need to be paid back.



This financial aid program for West Virginia students enrolled in eligible certificate and associate degree programs provides aid to cover the remaining amount of tuition, mandatory fees, and academic program fees that are not covered by other scholarships and grants. This amount does not need to be paid back.

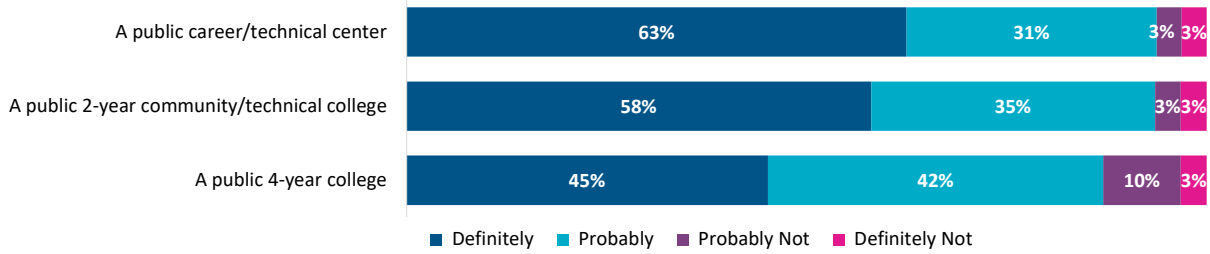


This merit-based financial aid program for West Virginia residents offers up to \$4,750 annually to cover the cost of tuition and mandatory fees. This amount does not need to be paid back.



^The correct responses are indicated by filled bar.

Do you think that your student could afford to attend one of the following types of colleges using financial aid, scholarships, and your family's resources?



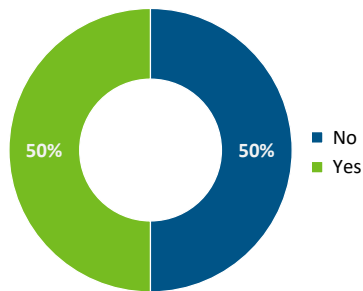
Section 5: College and Career Activities and Services

Have you participated in any of the family activities below? If you did attend, how helpful was the activity in helping you prepare for your student's future?

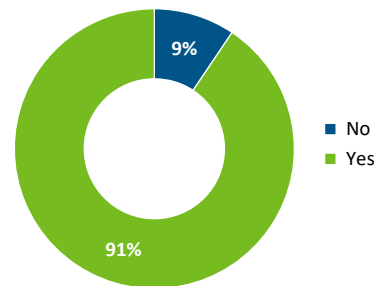
	extent participant found each of the following activities helpful				Number of Participants	non-participation status		
	Extremely helpful	Moderately helpful	Slightly helpful	Not at all helpful		Not offered/does not apply	Offered, but I did not attend	Number of Non-participants
Accessing CFWV.com portal	22%	44%	22%	11%	9	100%	0%	20
College campus visits	65%	18%	12%	6%	17	100%	0%	13
College for West Virginia (CFWV) workshops for families	25%	25%	0%	50%	4	92%	8%	26
Financial aid literacy and assistance	36%	27%	36%	0%	11	84%	16%	19

Note: Blue column percentages are based on those respondents who indicated participation in an activity. Pink column percentages are based on those respondents who indicated they did not participate in an activity.

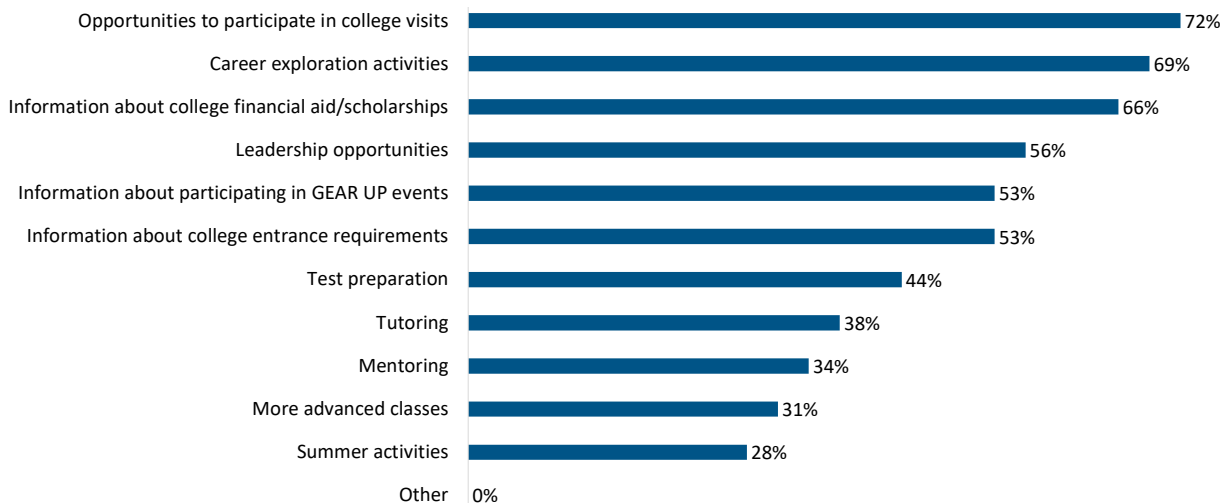
Are you aware that GEAR UP provides resources to help students plan for their education after high school and for career exploration at your student's school?



Would you like to receive more information about the services GEAR UP provides to you and your student?



Which of the following do you need from your student's school or GEAR UP to help your student be more successful in school and more prepared for college?*





School-Level Response Rates:

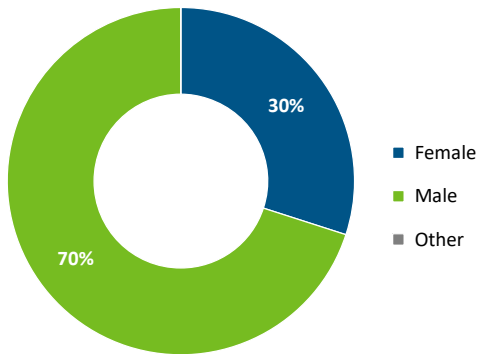
Total Enrollment	92
Surveys Received	20
Response Rate	22%

School Name: **Man Middle School**
 Survey Type: **Parent Survey Report**

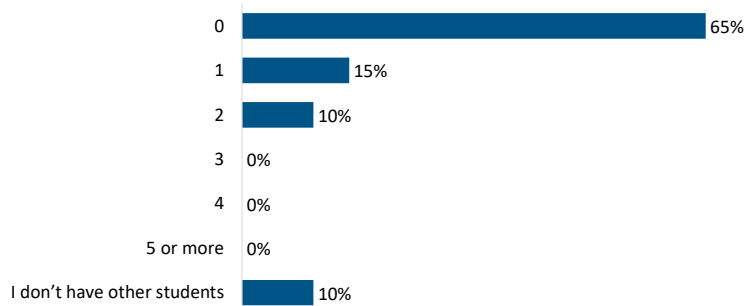
Notes: Throughout this report, all percentages are rounded to the nearest whole number; amounts lower than 0.5% are rounded down to 0%. An asterisk indicates a select all that apply question; amounts may exceed 100%.

Section 1: Background/Demographics

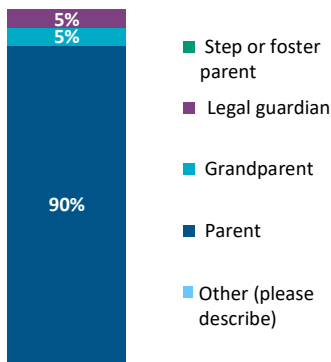
What is your student's gender?



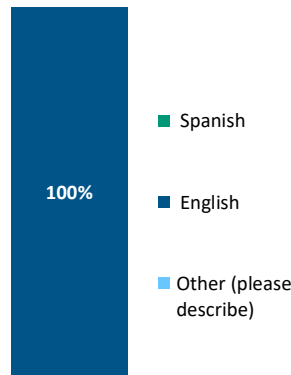
If you have other students, how many have attended or are currently attending college?



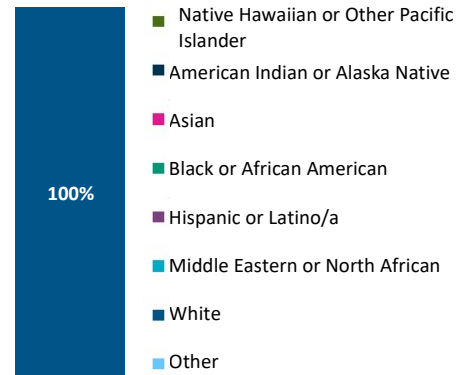
What is your relationship to the student who brought this survey home?*



What is the main language you speak at home?




What is your race/ethnicity?*

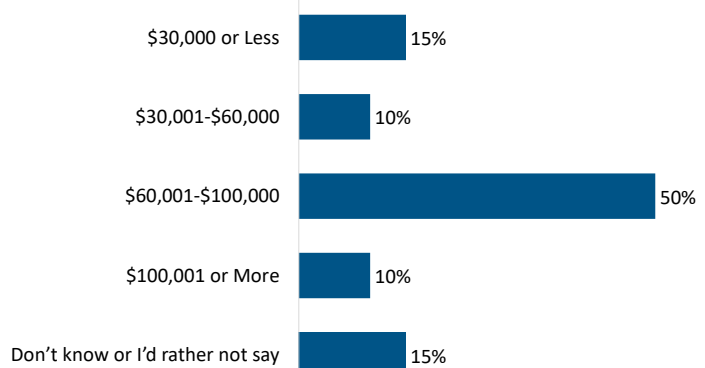


Note: Only those percentages greater than 0% are displayed in the three graphs above.

What is the highest level of education achieved by your student's parent(s)/guardian(s)?

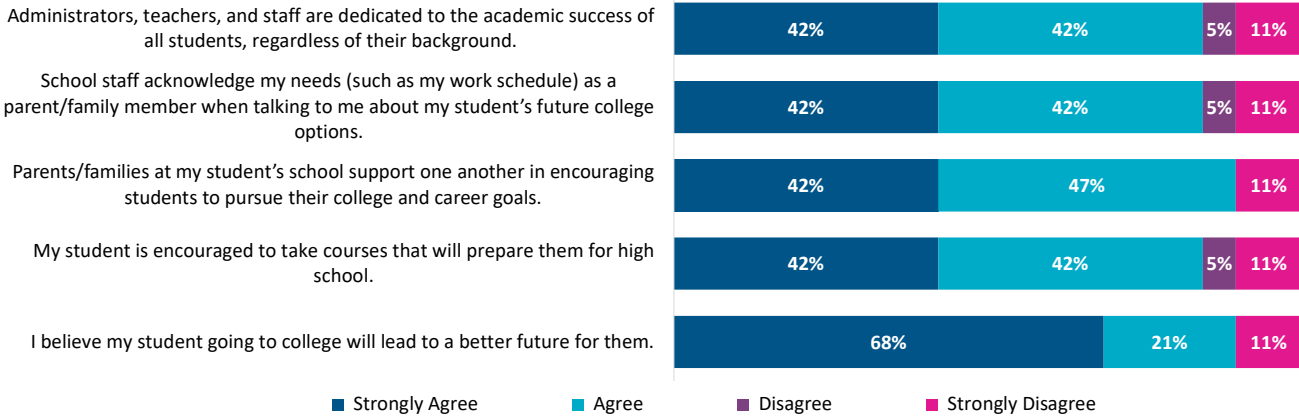


Which of the following options best describes your family's total income (before taxes) during the past 12 months?



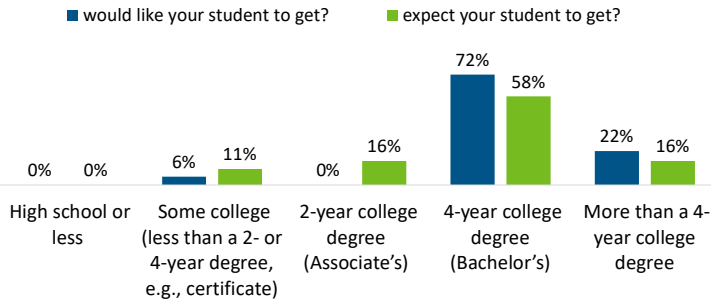
Section 2: About Your Student's School

Please select how much you agree with the following statements about your student's school.

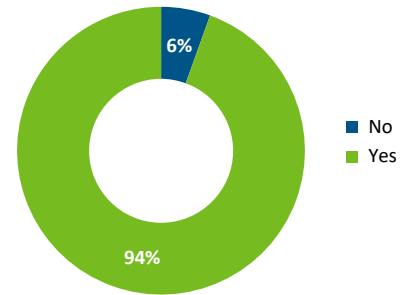


Section 3: Your Student's Educational Goals and Aspirations

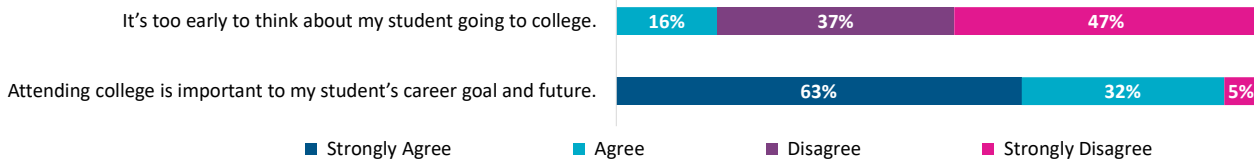
What is the highest level of education that you...



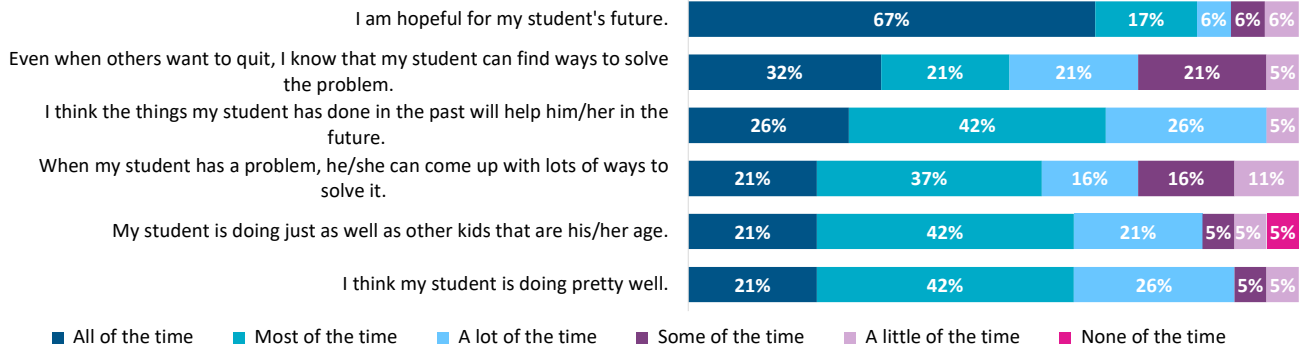
Have you talked with your student about attending college?



How strongly do you agree or disagree with the following statements?



Please read the following sentences below and think about how you/your student are doing in most situations.

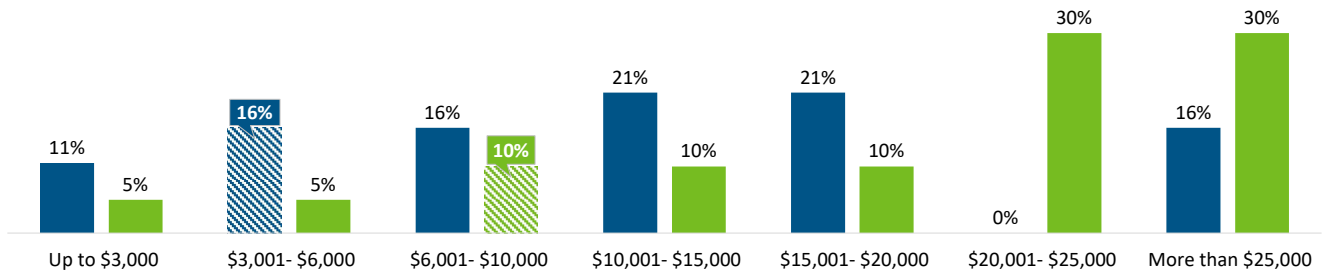


Section 4: College Knowledge and Awareness

On average, how much do you think it costs for one year of in-state tuition to attend the following college options in West Virginia?^

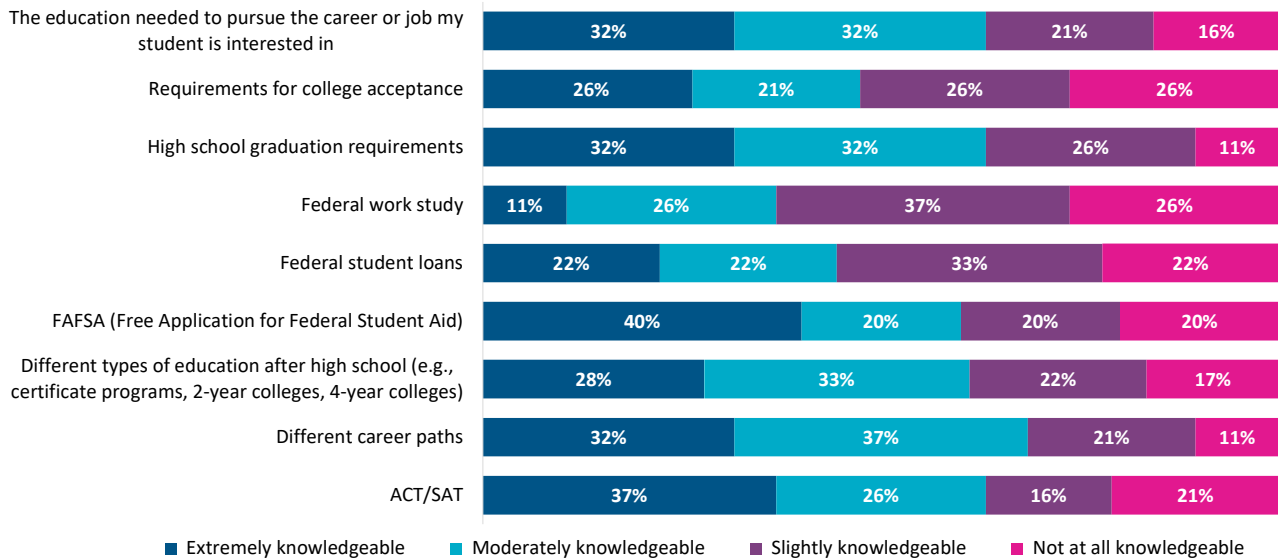
■ A 2-year public community/technical college in West Virginia

■ A 4-year public college in West Virginia



^The correct responses are indicated by a call-out box above a pattern filled bar.

Please rate your level of knowledge about the following topics.



Note: The above results are only from respondents who completed the online version of the parent survey and may not be generalizable to those who took the paper-based survey.

Financial aid programs available to West Virginia students^

This need-based U.S. financial aid program provided qualifying students up to \$6,495 during the 2021-22 school year. This amount does not need to be paid back.



This need-based financial aid program for West Virginia students provided maximum annual awards of \$3,000 during the 2021-22 school year. This amount does not need to be paid back.



This financial aid program for West Virginia students enrolled in eligible certificate and associate degree programs provides aid to cover the remaining amount of tuition, mandatory fees, and academic program fees that are not covered by other scholarships and grants. This amount does not need to be paid back.

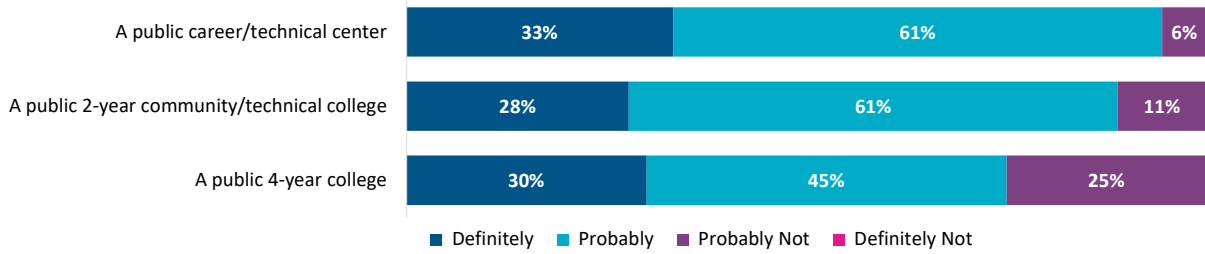


This merit-based financial aid program for West Virginia residents offers up to \$4,750 annually to cover the cost of tuition and mandatory fees. This amount does not need to be paid back.



^The correct responses are indicated by filled bar.

Do you think that your student could afford to attend one of the following types of colleges using financial aid, scholarships, and your family's resources?



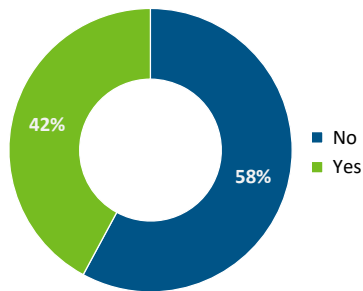
Section 5: College and Career Activities and Services

Have you participated in any of the family activities below? If you did attend, how helpful was the activity in helping you prepare for your student's future?

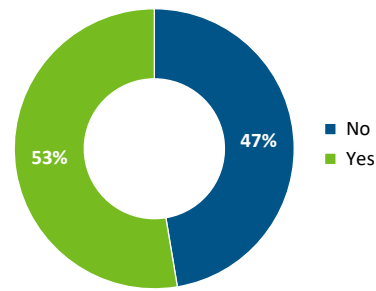
	extent participant found each of the following activities helpful				Number of Participants	non-participation status		
	Extremely helpful	Moderately helpful	Slightly helpful	Not at all helpful		Not offered/does not apply	Offered, but I did not attend	Number of Non-participants
Accessing CFWV.com portal	0%	67%	33%	0%	3	80%	20%	15
College campus visits	25%	50%	25%	0%	4	86%	14%	14
College for West Virginia (CFWV) workshops for families	33%	50%	17%	0%	6	79%	21%	14
Financial aid literacy and assistance	0%	75%	25%	0%	4	79%	21%	14

Note: Blue column percentages are based on those respondents who indicated participation in an activity. Pink column percentages are based on those respondents who indicated they did not participate in an activity.

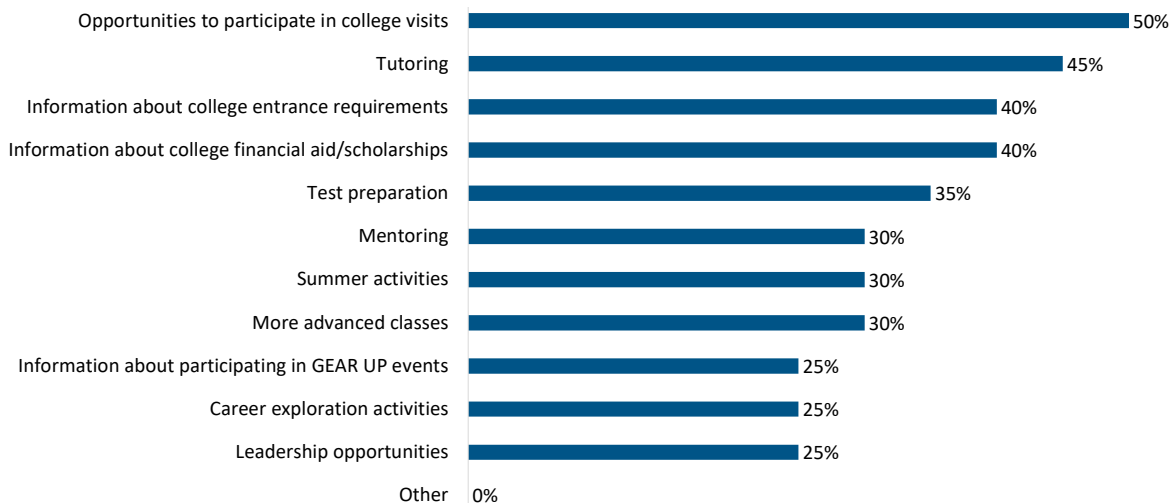
Are you aware that GEAR UP provides resources to help students plan for their education after high school and for career exploration at your student's school?



Would you like to receive more information about the services GEAR UP provides to you and your student?



Which of the following do you need from your student's school or GEAR UP to help your student be more successful in school and more prepared for college?*





School-Level Response Rates:

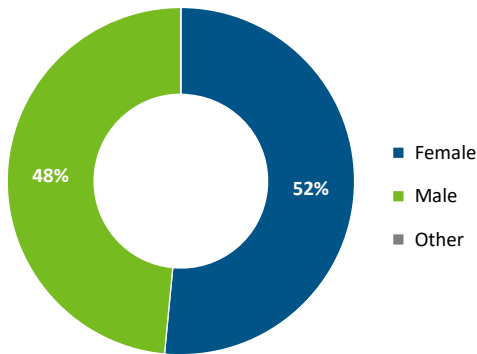
Total Enrollment	42
Surveys Received	33
Response Rate	79%

School Name: **Matewan PK8**
 Survey Type: **Parent Survey Report**

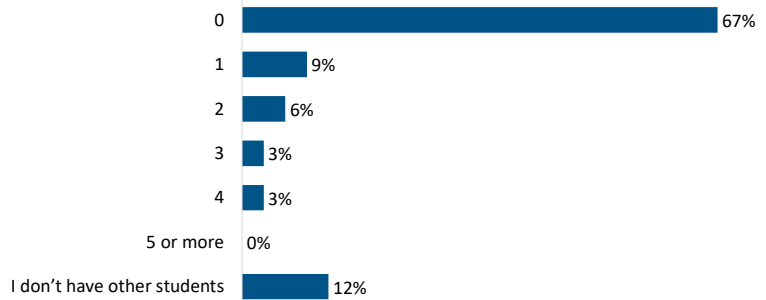
Notes: Throughout this report, all percentages are rounded to the nearest whole number; amounts lower than 0.5% are rounded down to 0%. An asterisk indicates a select all that apply question; amounts may exceed 100%.

Section 1: Background/Demographics

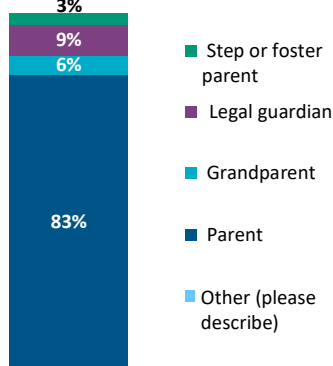
What is your student's gender?




If you have other students, how many have attended or are currently attending college?



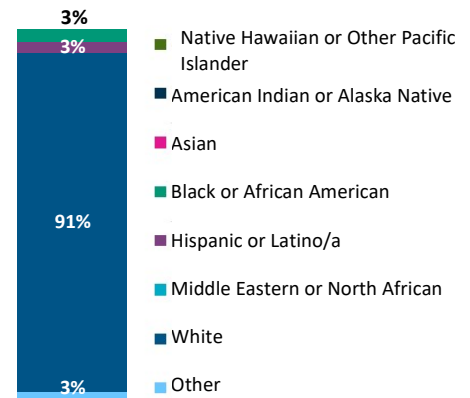
What is your relationship to the student who brought this survey home?*



What is the main language you speak at home?

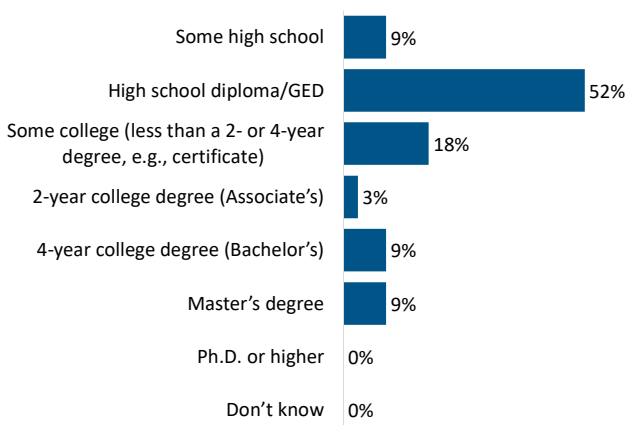


What is your race/ethnicity?*

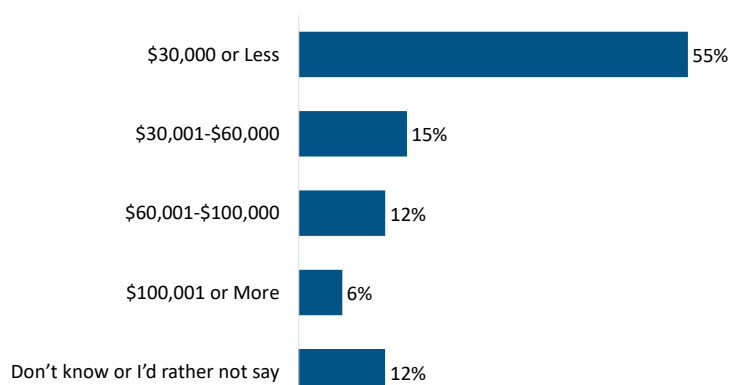


Note: Only those percentages greater than 0% are displayed in the three graphs above.

What is the highest level of education achieved by your student's parent(s)/guardian(s)?

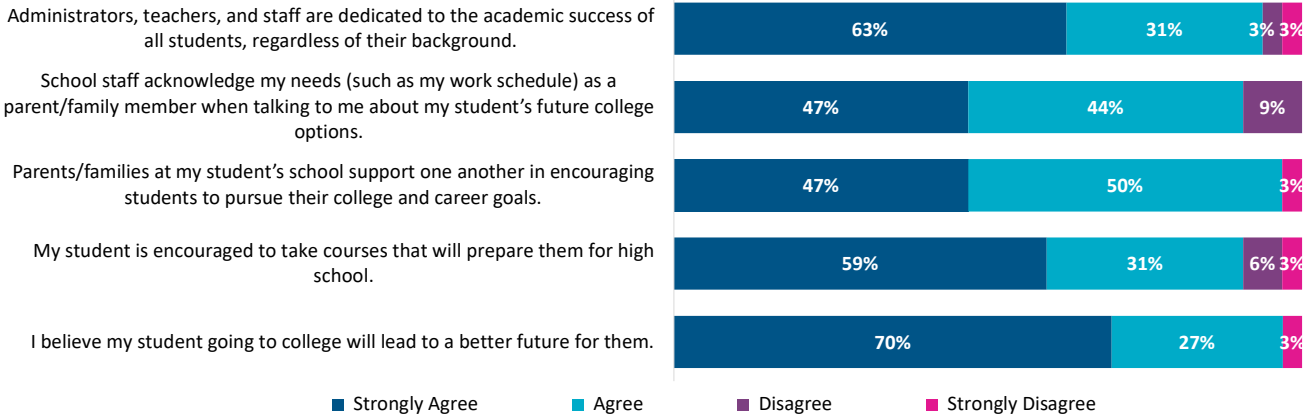


Which of the following options best describes your family's total income (before taxes) during the past 12 months?



Section 2: About Your Student's School

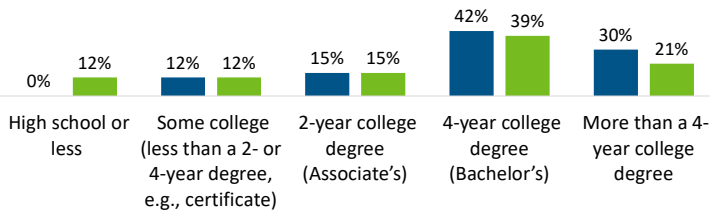
Please select how much you agree with the following statements about your student's school.



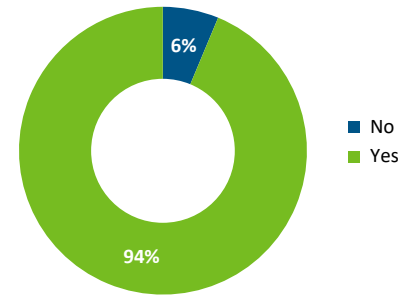
Section 3: Your Student's Educational Goals and Aspirations

What is the highest level of education that you...

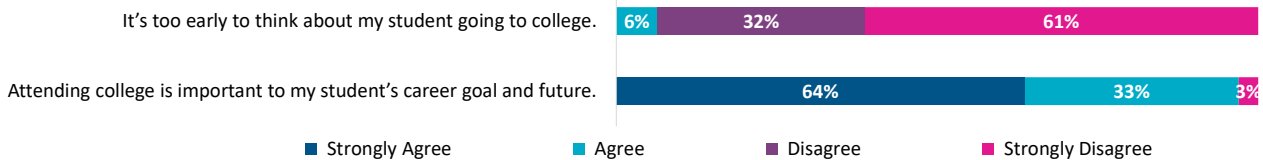
■ would like your student to get? ■ expect your student to get?



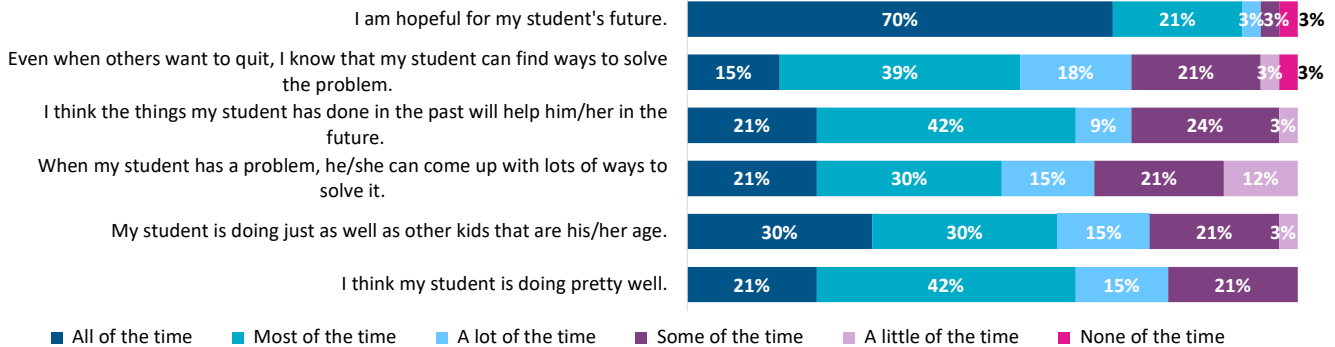
Have you talked with your student about attending college?



How strongly do you agree or disagree with the following statements?

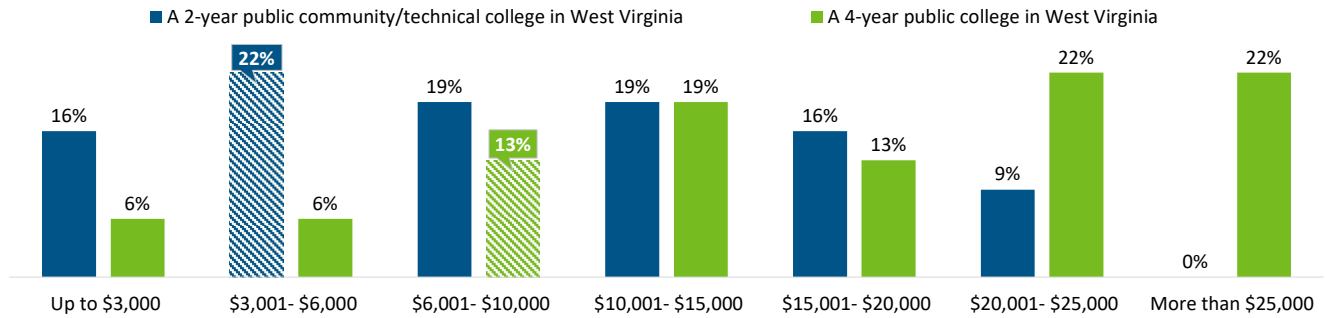


Please read the following sentences below and think about how you/your student are doing in most situations.



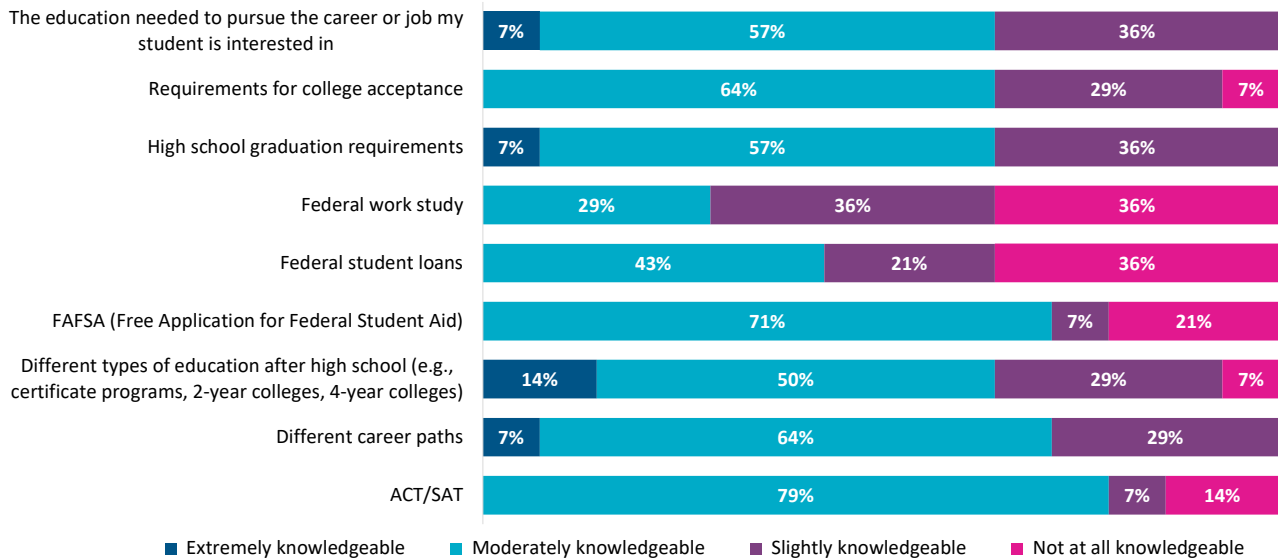
Section 4: College Knowledge and Awareness

On average, how much do you think it costs for one year of in-state tuition to attend the following college options in West Virginia?^



^The correct responses are indicated by a call-out box above a pattern filled bar.

Please rate your level of knowledge about the following topics.



Note: The above results are only from respondents who completed the online version of the parent survey and may not be generalizable to those who took the paper-based survey.

Financial aid programs available to West Virginia students^

This need-based U.S. financial aid program provided qualifying students up to \$6,495 during the 2021-22 school year. This amount does not need to be paid back.



This need-based financial aid program for West Virginia students provided maximum annual awards of \$3,000 during the 2021-22 school year. This amount does not need to be paid back.



This financial aid program for West Virginia students enrolled in eligible certificate and associate degree programs provides aid to cover the remaining amount of tuition, mandatory fees, and academic program fees that are not covered by other scholarships and grants. This amount does not need to be paid back.

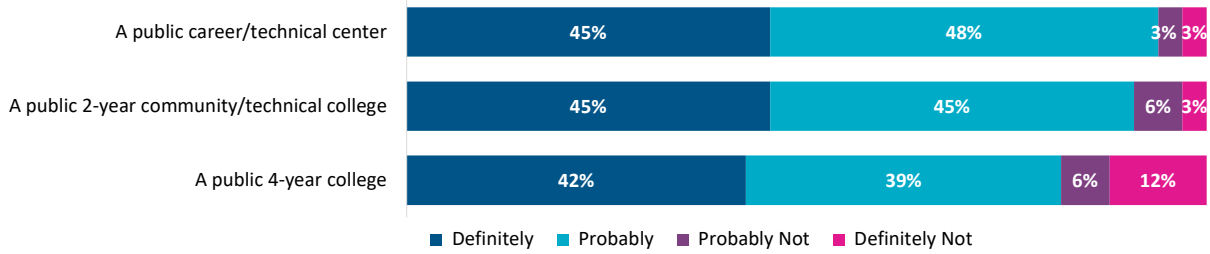


This merit-based financial aid program for West Virginia residents offers up to \$4,750 annually to cover the cost of tuition and mandatory fees. This amount does not need to be paid back.



^The correct responses are indicated by filled bar.

Do you think that your student could afford to attend one of the following types of colleges using financial aid, scholarships, and your family's resources?



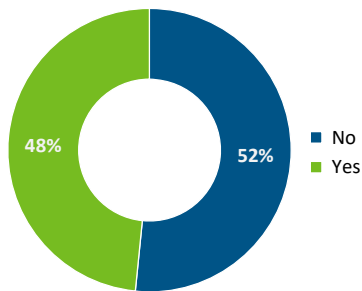
Section 5: College and Career Activities and Services

Have you participated in any of the family activities below? If you did attend, how helpful was the activity in helping you prepare for your student's future?

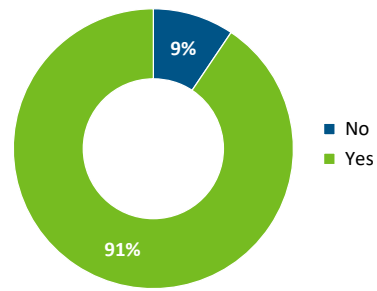
	extent participant found each of the following activities helpful				Number of Participants	non-participation status		
	Extremely helpful	Moderately helpful	Slightly helpful	Not at all helpful		Not offered/does not apply	Offered, but I did not attend	Number of Non-participants
Accessing CFWV.com portal	0%	33%	67%	0%	3	86%	14%	28
College campus visits	0%	33%	67%	0%	3	79%	21%	28
College for West Virginia (CFWV) workshops for families	0%	100%	0%	0%	2	86%	14%	29
Financial aid literacy and assistance	0%	60%	40%	0%	5	88%	12%	26

Note: Blue column percentages are based on those respondents who indicated participation in an activity. Pink column percentages are based on those respondents who indicated they did not participate in an activity.

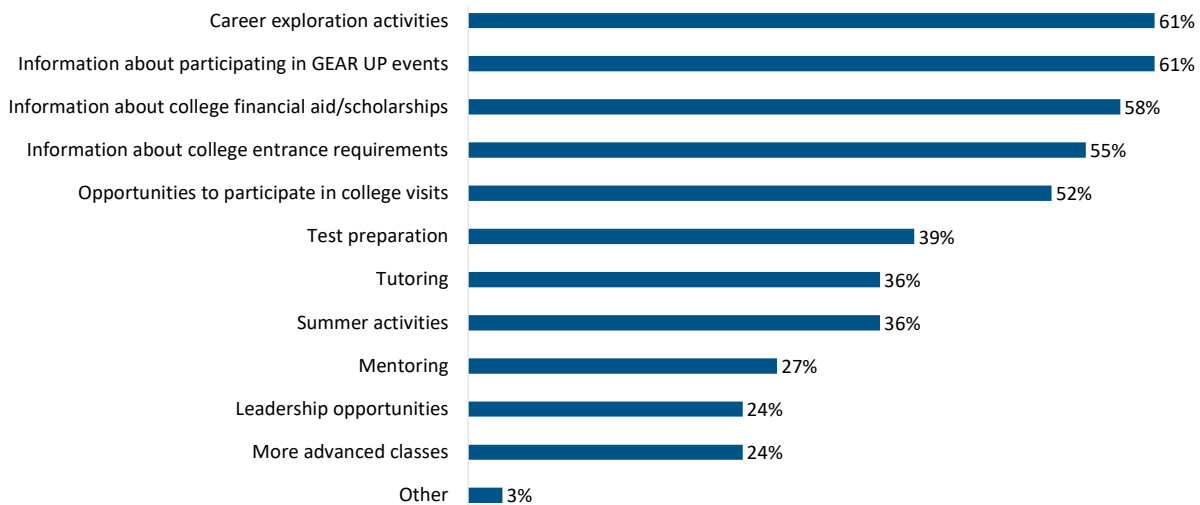
Are you aware that GEAR UP provides resources to help students plan for their education after high school and for career exploration at your student's school?



Would you like to receive more information about the services GEAR UP provides to you and your student?



Which of the following do you need from your student's school or GEAR UP to help your student be more successful in school and more prepared for college?*





School-Level Response Rates:

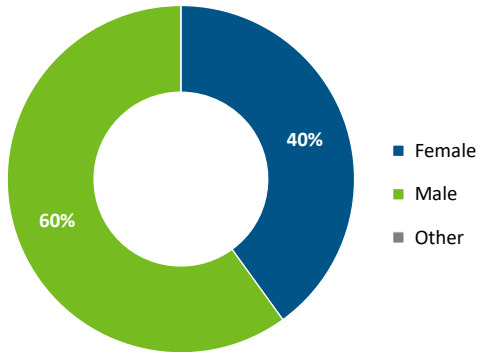
Total Enrollment	166
Surveys Received	16
Response Rate	10%

School Name: **Point Pleasant Jr/Sr High School**
 Survey Type: **Parent Survey Report**

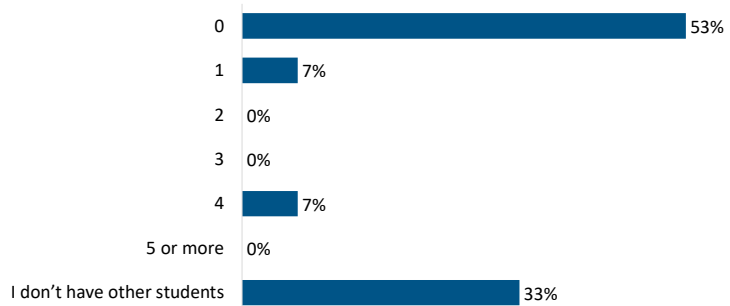
Notes: Throughout this report, all percentages are rounded to the nearest whole number; amounts lower than 0.5% are rounded down to 0%. An asterisk indicates a select all that apply question; amounts may exceed 100%.

Section 1: Background/Demographics

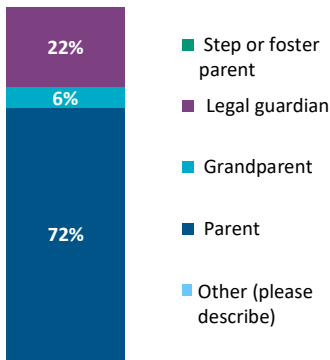
What is your student's gender?




If you have other students, how many have attended or are currently attending college?



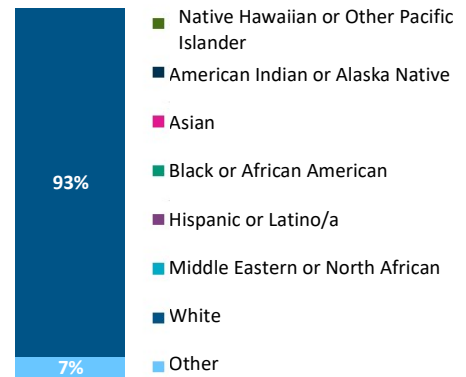
What is your relationship to the student who brought this survey home?*



What is the main language you speak at home?




What is your race/ethnicity?*

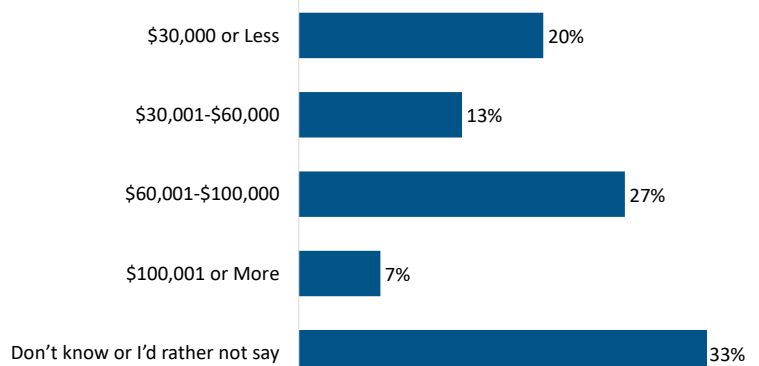


Note: Only those percentages greater than 0% are displayed in the three graphs above.

What is the highest level of education achieved by your student's parent(s)/guardian(s)?

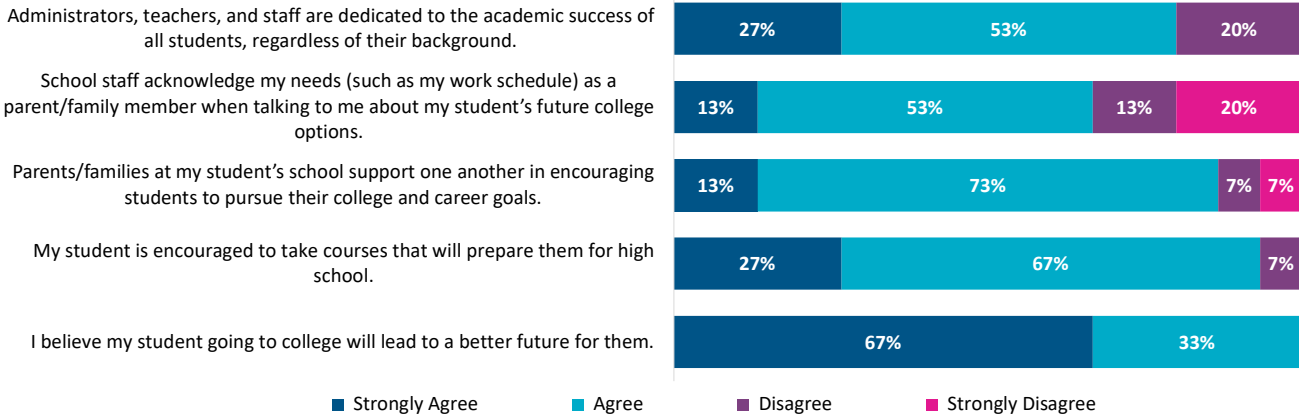


Which of the following options best describes your family's total income (before taxes) during the past 12 months?



Section 2: About Your Student's School

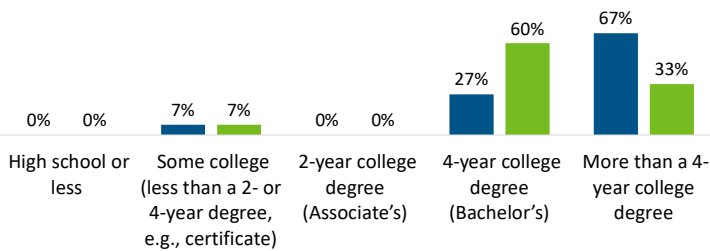
Please select how much you agree with the following statements about your student's school.



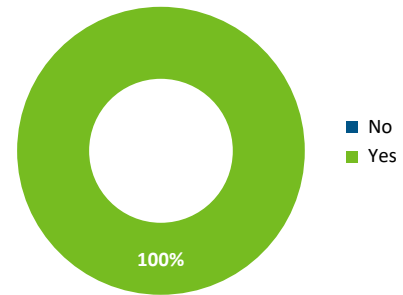
Section 3: Your Student's Educational Goals and Aspirations

What is the highest level of education that you...

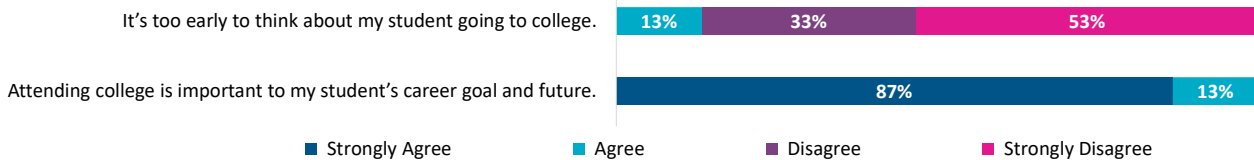
■ would like your student to get? ■ expect your student to get?



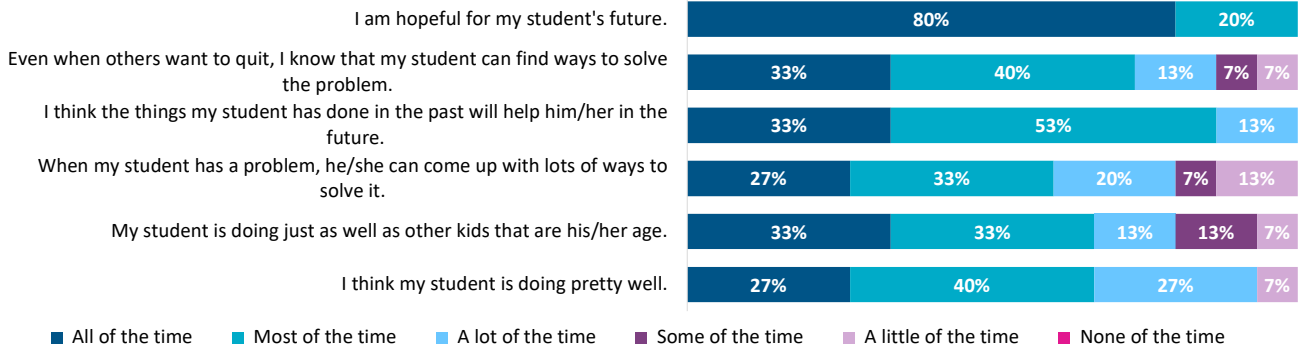
Have you talked with your student about attending college?



How strongly do you agree or disagree with the following statements?

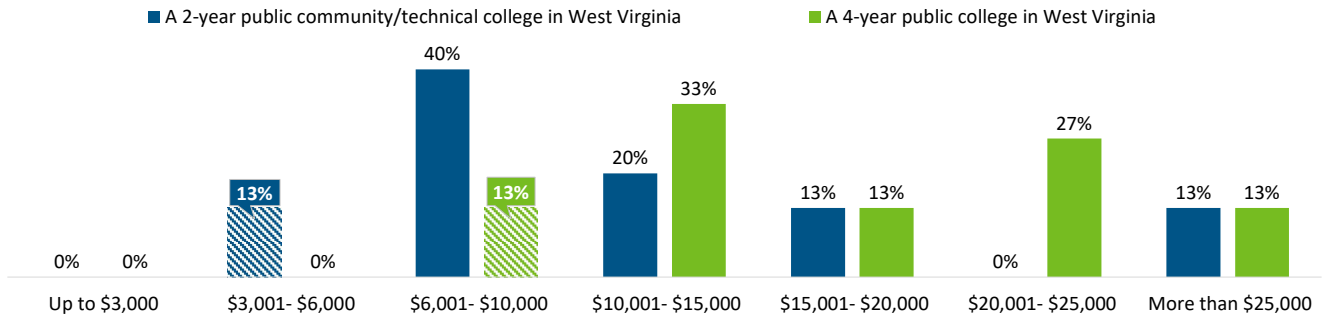


Please read the following sentences below and think about how you/your student are doing in most situations.



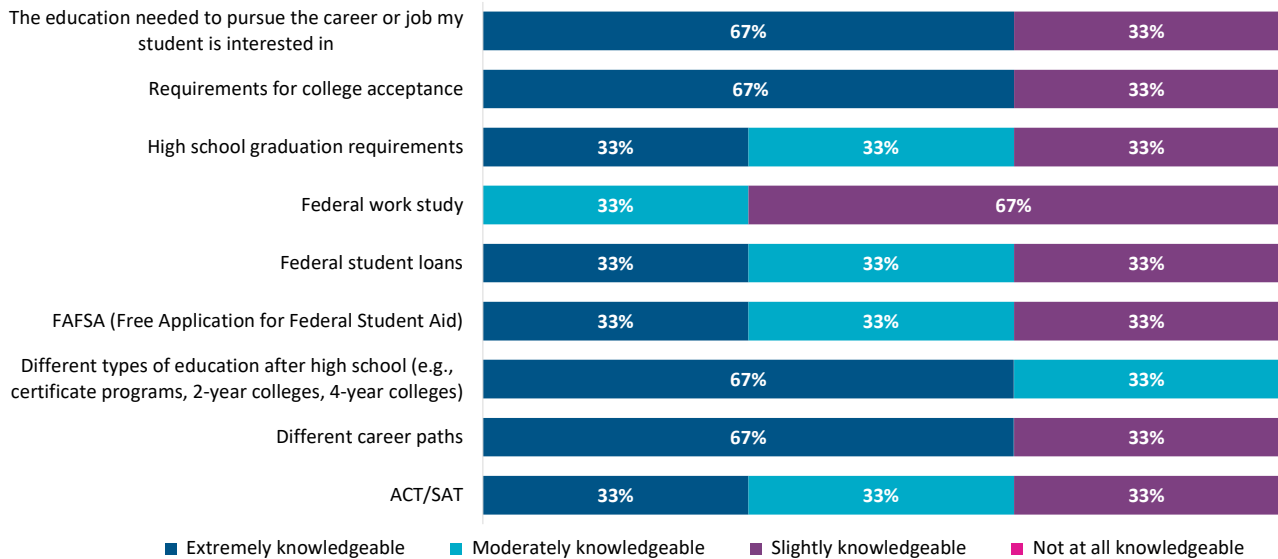
Section 4: College Knowledge and Awareness

On average, how much do you think it costs for one year of in-state tuition to attend the following college options in West Virginia?^



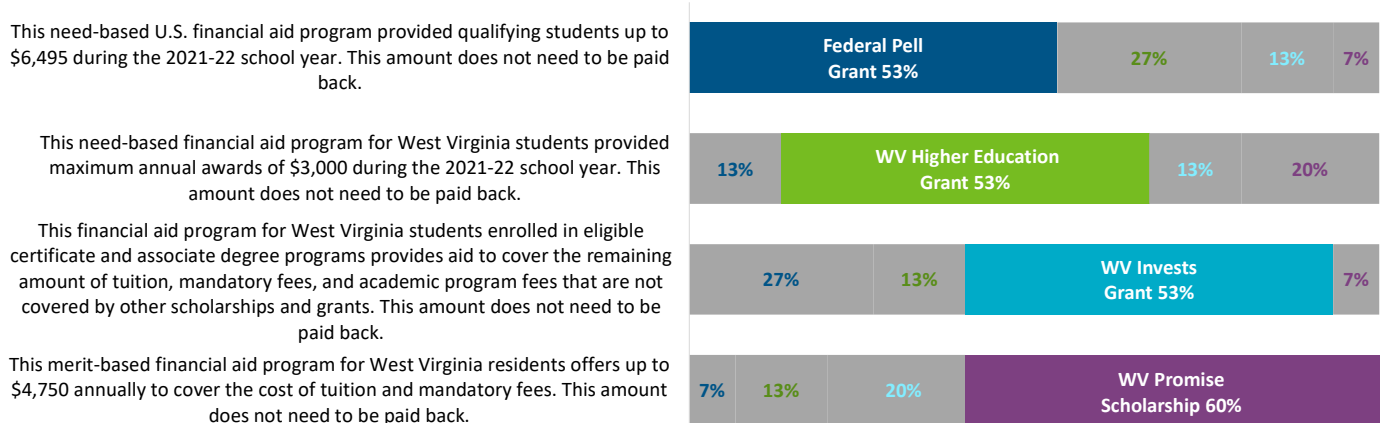
^The correct responses are indicated by a call-out box above a pattern filled bar.

Please rate your level of knowledge about the following topics.



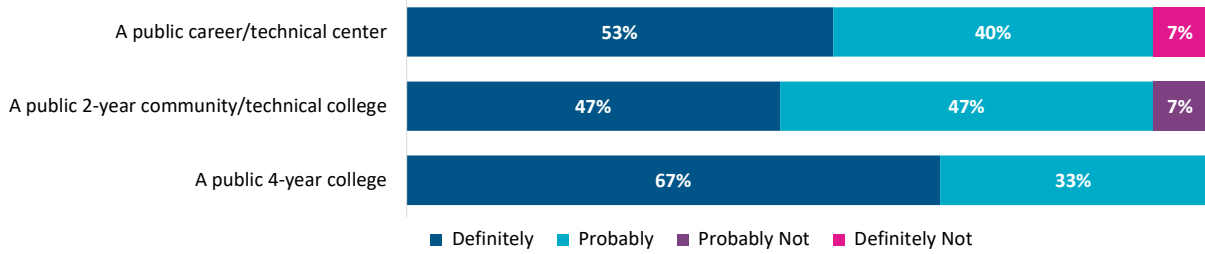
Note: The above results are only from respondents who completed the online version of the parent survey and may not be generalizable to those who took the paper-based survey.

Financial aid programs available to West Virginia students^



^The correct responses are indicated by filled bar.

Do you think that your student could afford to attend one of the following types of colleges using financial aid, scholarships, and your family's resources?



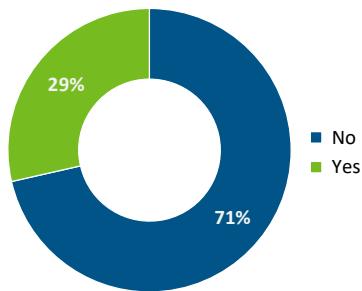
Section 5: College and Career Activities and Services

Have you participated in any of the family activities below? If you did attend, how helpful was the activity in helping you prepare for your student's future?

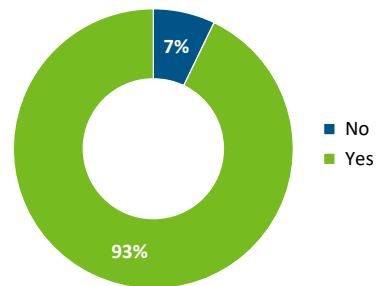
	extent participant found each of the following activities helpful				Number of Participants	non-participation status		
	Extremely helpful	Moderately helpful	Slightly helpful	Not at all helpful		Not offered/does not apply	Offered, but I did not attend	Number of Non-participants
Accessing CFWV.com portal	33%	0%	67%	0%	3	78%	22%	9
College campus visits	33%	0%	67%	0%	3	78%	22%	9
College for West Virginia (CFWV) workshops for families	100%	0%	0%	0%	1	91%	9%	11
Financial aid literacy and assistance	50%	50%	0%	0%	2	70%	30%	10

Note: Blue column percentages are based on those respondents who indicated participation in an activity. Pink column percentages are based on those respondents who indicated they did not participate in an activity.

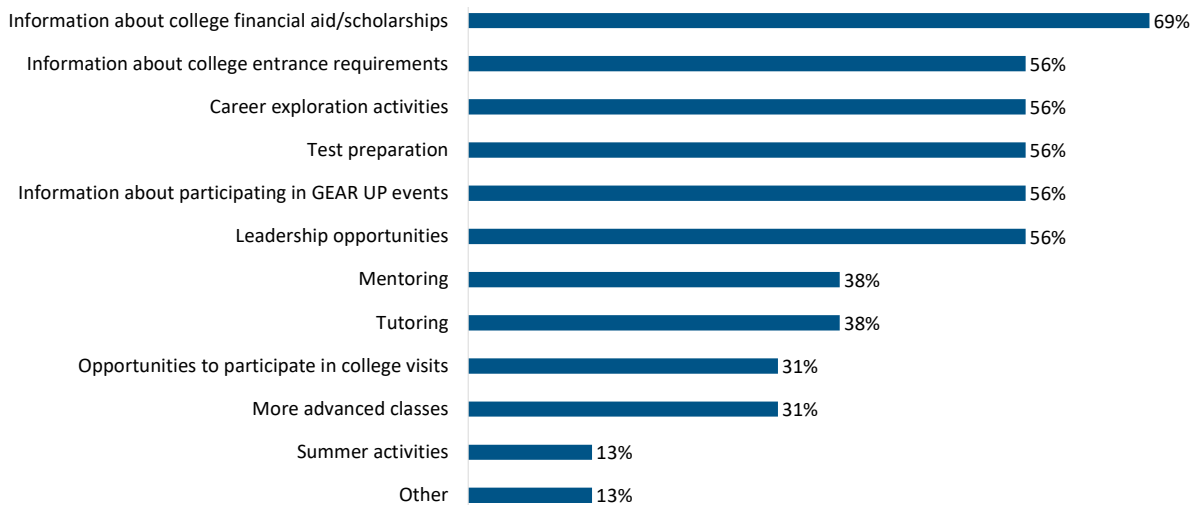
Are you aware that GEAR UP provides resources to help students plan for their education after high school and for career exploration at your student's school?



Would you like to receive more information about the services GEAR UP provides to you and your student?



Which of the following do you need from your student's school or GEAR UP to help your student be more successful in school and more prepared for college?*





School-Level Response Rates:

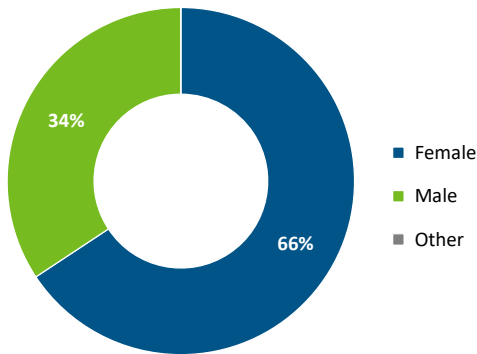
Total Enrollment	62
Surveys Received	37
Response Rate	60%

School Name: **Richwood Middle School**
 Survey Type: **Parent Survey Report**

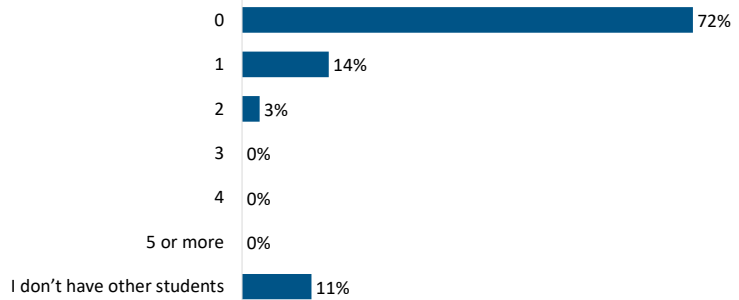
Notes: Throughout this report, all percentages are rounded to the nearest whole number; amounts lower than 0.5% are rounded down to 0%. An asterisk indicates a select all that apply question; amounts may exceed 100%.

Section 1: Background/Demographics

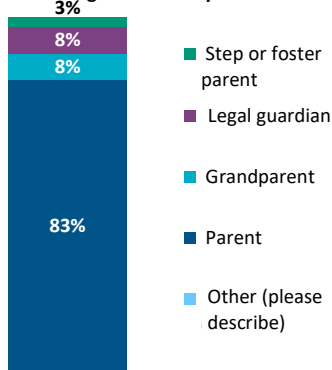
What is your student's gender?



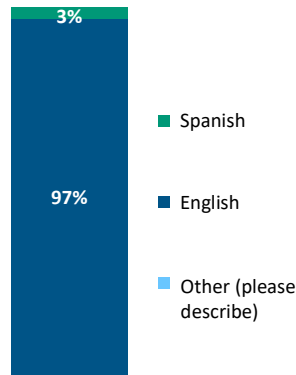
If you have other students, how many have attended or are currently attending college?



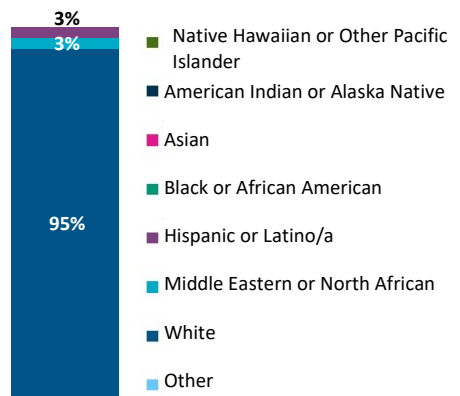
What is your relationship to the student who brought this survey home?*



What is the main language you speak at home?

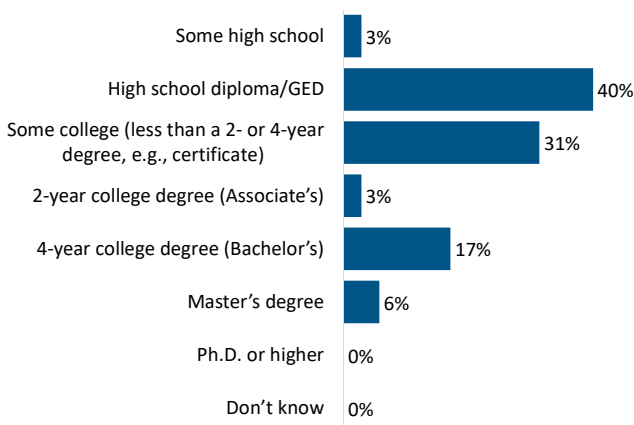


What is your race/ethnicity?*

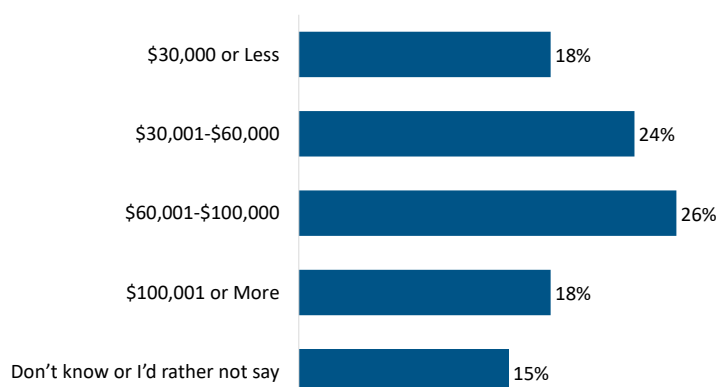


Note: Only those percentages greater than 0% are displayed in the three graphs above.

What is the highest level of education achieved by your student's parent(s)/guardian(s)?

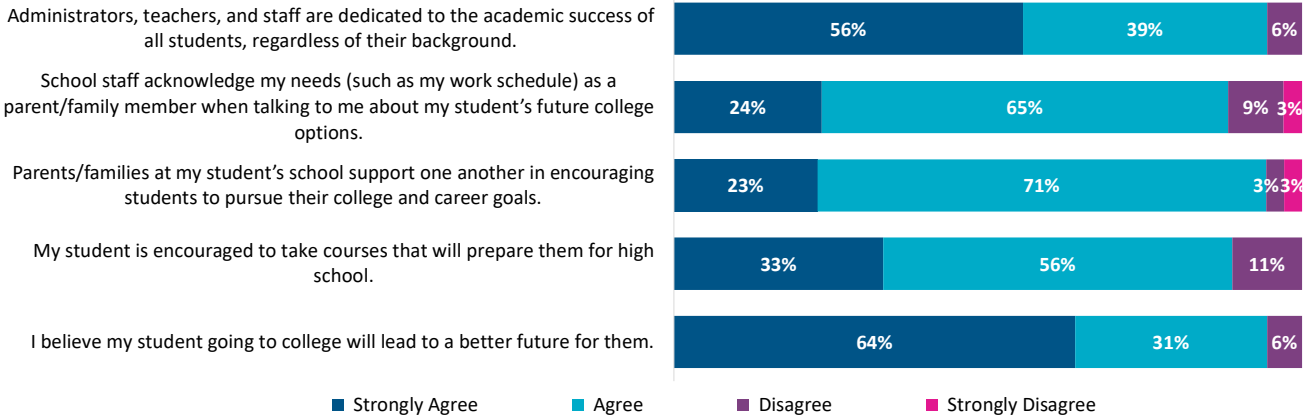


Which of the following options best describes your family's total income (before taxes) during the past 12 months?



Section 2: About Your Student's School

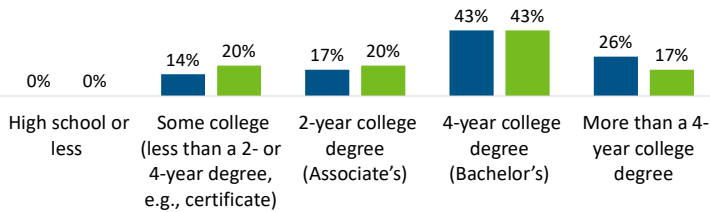
Please select how much you agree with the following statements about your student's school.



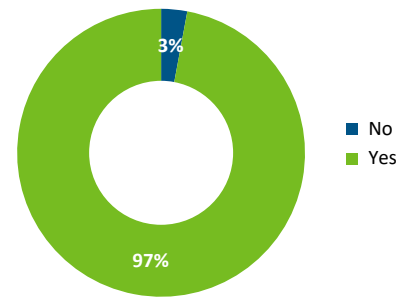
Section 3: Your Student's Educational Goals and Aspirations

What is the highest level of education that you...

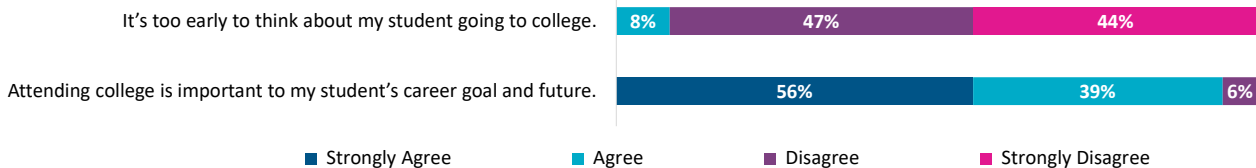
■ would like your student to get? ■ expect your student to get?



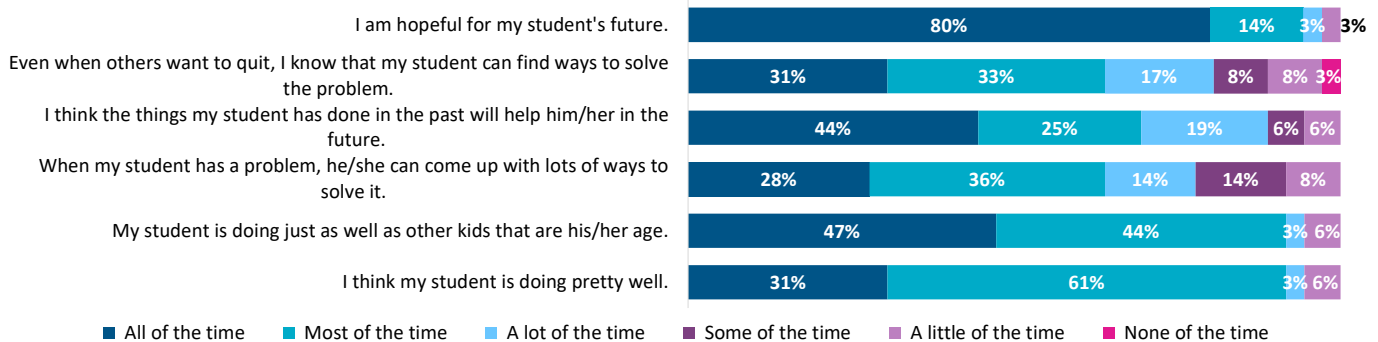
Have you talked with your student about attending college?



How strongly do you agree or disagree with the following statements?

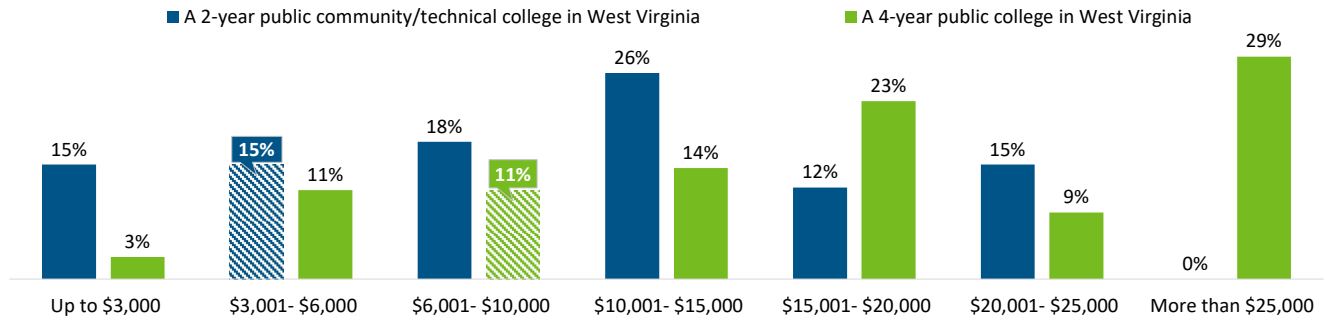


Please read the following sentences below and think about how you/your student are doing in most situations.



Section 4: College Knowledge and Awareness

On average, how much do you think it costs for one year of in-state tuition to attend the following college options in West Virginia?^



^The correct responses are indicated by a call-out box above a pattern filled bar.

Financial aid programs available to West Virginia students^

This need-based U.S. financial aid program provided qualifying students up to \$6,495 during the 2021-22 school year. This amount does not need to be paid back.



This need-based financial aid program for West Virginia students provided maximum annual awards of \$3,000 during the 2021-22 school year. This amount does not need to be paid back.



This financial aid program for West Virginia students enrolled in eligible certificate and associate degree programs provides aid to cover the remaining amount of tuition, mandatory fees, and academic program fees that are not covered by other scholarships and grants. This amount does not need to be paid back.

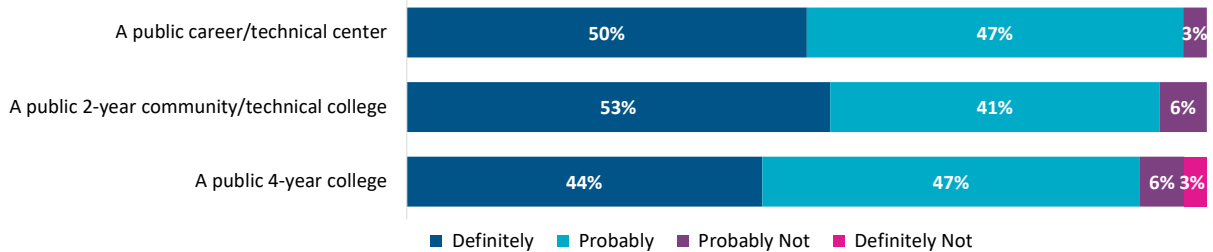


This merit-based financial aid program for West Virginia residents offers up to \$4,750 annually to cover the cost of tuition and mandatory fees. This amount does not need to be paid back.



^The correct responses are indicated by filled bar.

Do you think that your student could afford to attend one of the following types of colleges using financial aid, scholarships, and your family's resources?



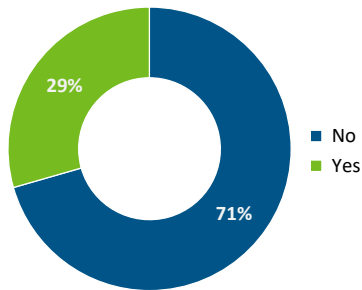
Section 5: College and Career Activities and Services

Have you participated in any of the family activities below? If you did attend, how helpful was the activity in helping you prepare for your student's future?

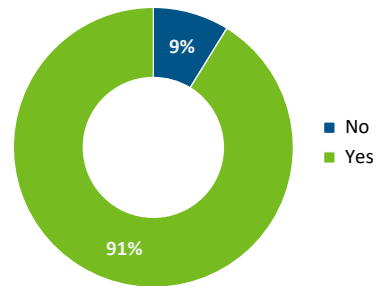
	<i>extent participant found each of the following activities helpful</i>				Number of Participants	<i>non-participation status</i>		
	Extremely helpful	Moderately helpful	Slightly helpful	Not at all helpful		Not offered/does not apply	Offered, but I did not attend	Number of Non-participants
Accessing CFWV.com portal	67%	0%	0%	33%	3	86%	14%	29
College campus visits	25%	50%	25%	0%	4	89%	11%	28
College for West Virginia (CFWV) workshops for families	0%	0%	50%	50%	2	90%	10%	30
Financial aid literacy and assistance	50%	50%	0%	0%	2	87%	13%	30

Note: Blue column percentages are based on those respondents who indicated participation in an activity. Pink column percentages are based on those respondents who indicated they did not participate in an activity.

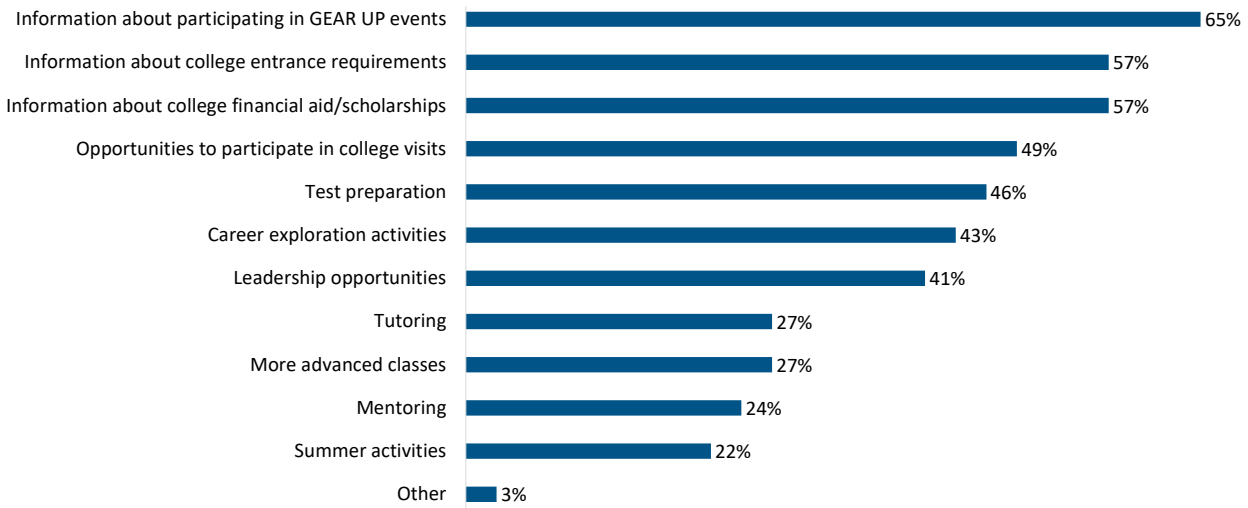
Are you aware that GEAR UP provides resources to help students plan for their education after high school and for career exploration at your student's school?



Would you like to receive more information about the services GEAR UP provides to you and your student?



Which of the following do you need from your student's school or GEAR UP to help your student be more successful in school and more prepared for college?*



Note: The results for the question, "Please rate your level of knowledge about the following topics" are not included in this report. The paper-based version of the survey contained an error for this question and results are therefore only presented for those schools who administered the online version of the parent survey.



School-Level Response Rates:

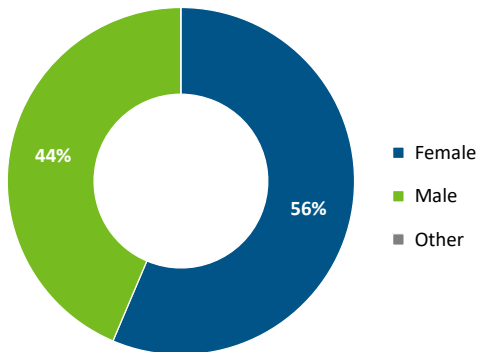
Total Enrollment	89
Surveys Received	40
Response Rate	45%

School Name: Sherman Junior High School
 Survey Type: Parent Survey Report

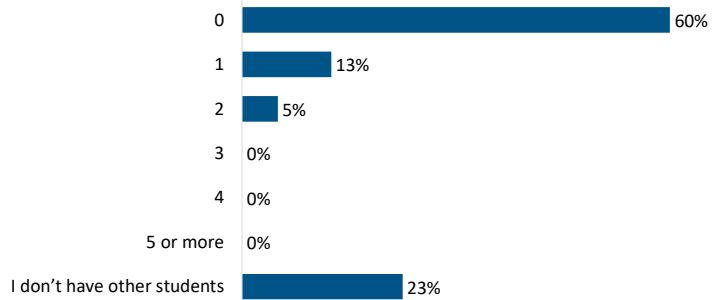
Notes: Throughout this report, all percentages are rounded to the nearest whole number; amounts lower than 0.5% are rounded down to 0%. An asterisk indicates a select all that apply question; amounts may exceed 100%.

Section 1: Background/Demographics

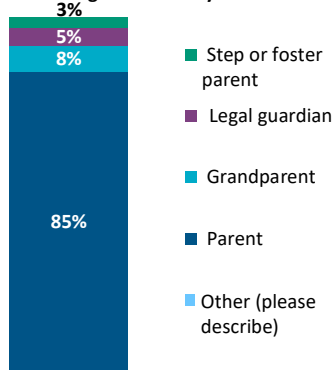
What is your student's gender?




If you have other students, how many have attended or are currently attending college?



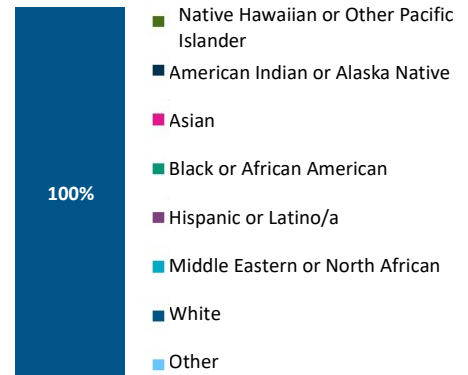
What is your relationship to the student who brought this survey home?*



What is the main language you speak at home?

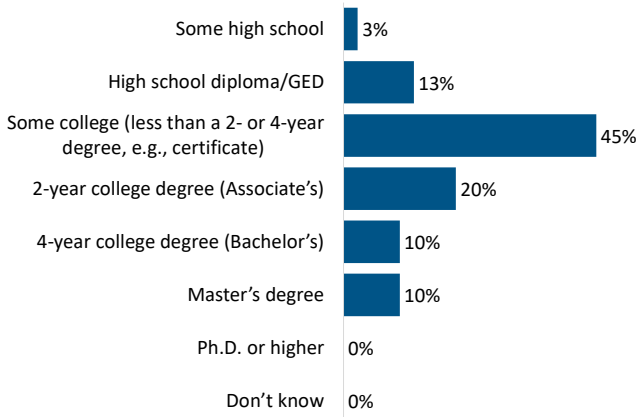


What is your race/ethnicity?*

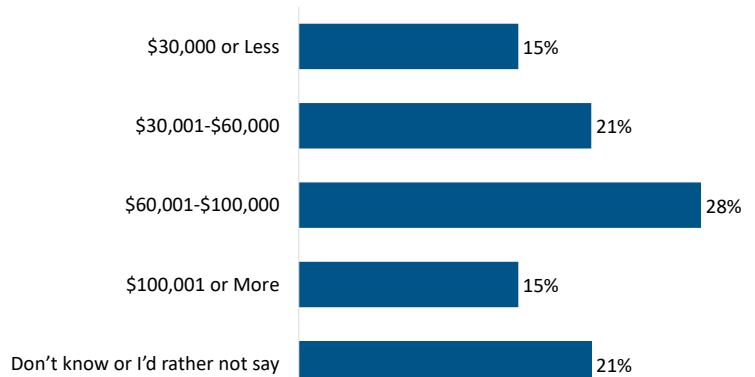


Note: Only those percentages greater than 0% are displayed in the three graphs above.

What is the highest level of education achieved by your student's parent(s)/guardian(s)?

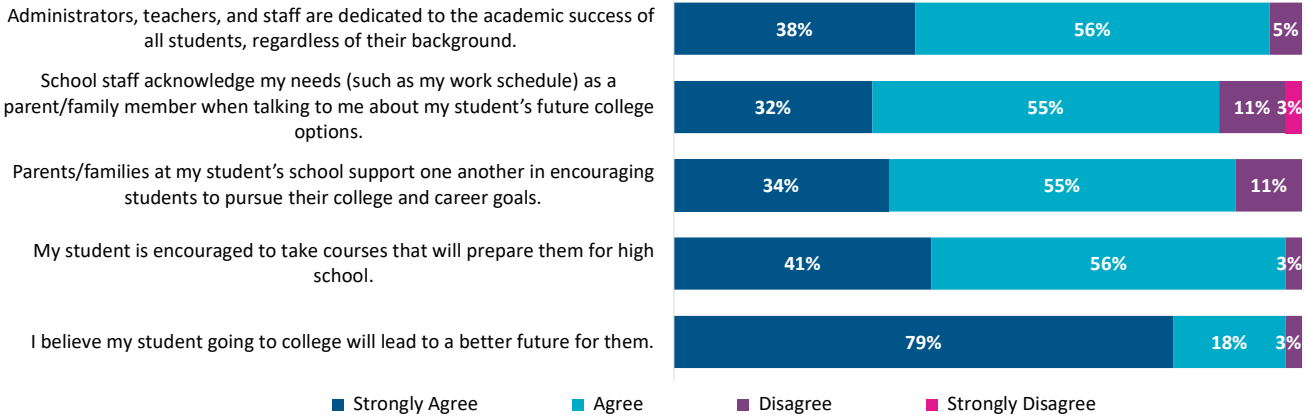


Which of the following options best describes your family's total income (before taxes) during the past 12 months?



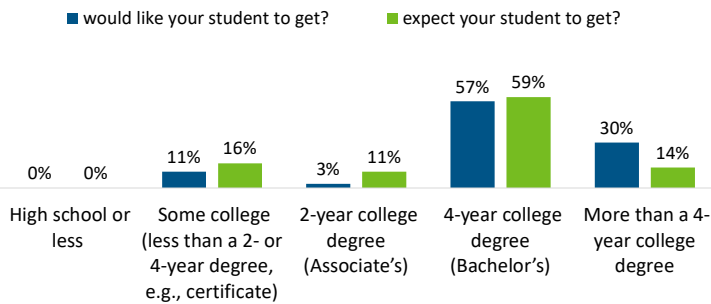
Section 2: About Your Student's School

Please select how much you agree with the following statements about your student's school.

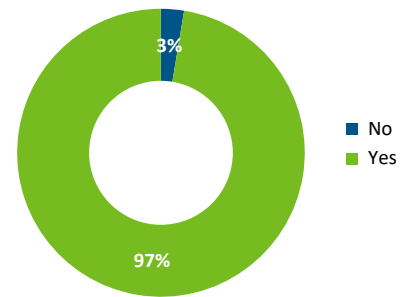


Section 3: Your Student's Educational Goals and Aspirations

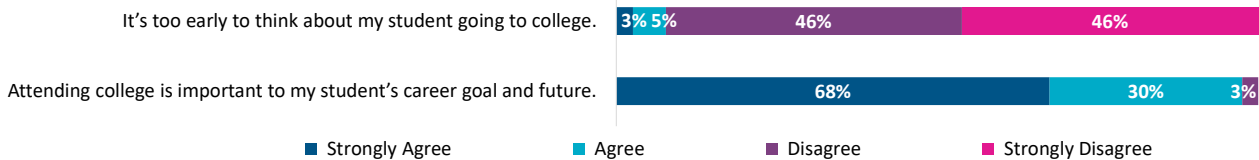
What is the highest level of education that you...



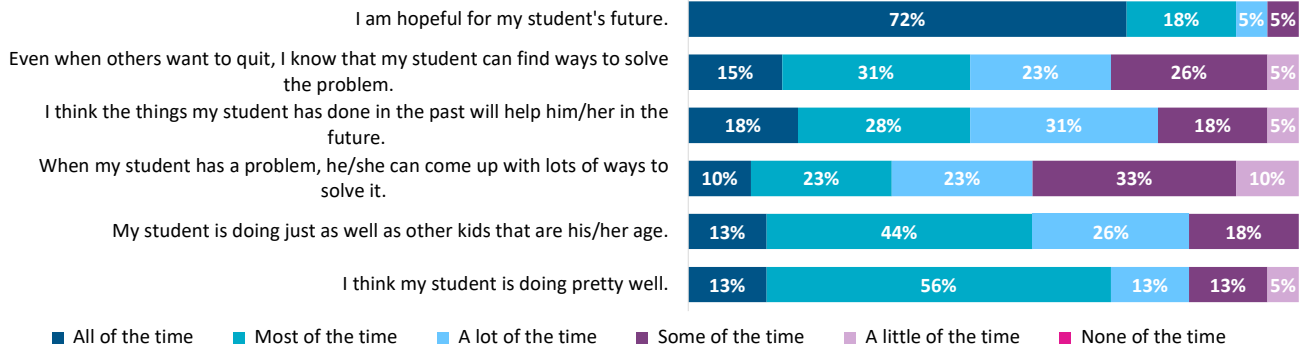
Have you talked with your student about attending college?



How strongly do you agree or disagree with the following statements?

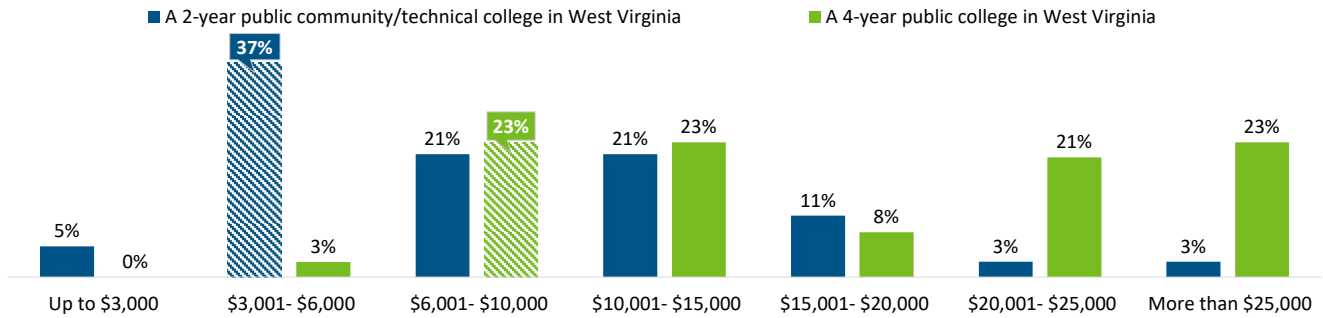


Please read the following sentences below and think about how you/your student are doing in most situations.



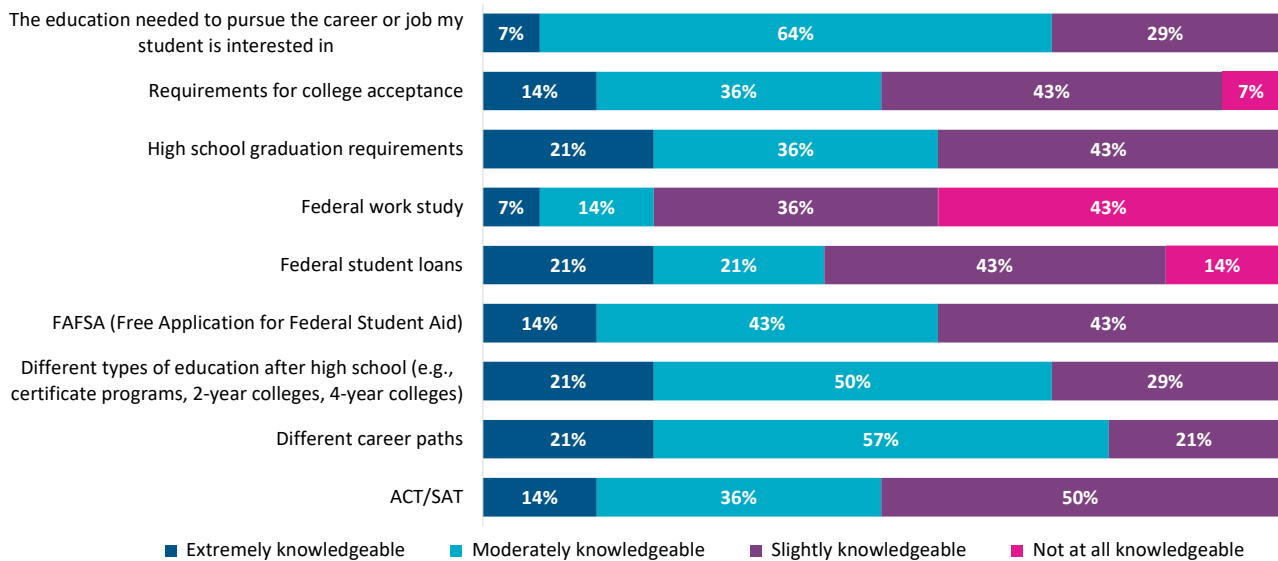
Section 4: College Knowledge and Awareness

On average, how much do you think it costs for one year of in-state tuition to attend the following college options in West Virginia?^



^The correct responses are indicated by a call-out box above a pattern filled bar.

Please rate your level of knowledge about the following topics.



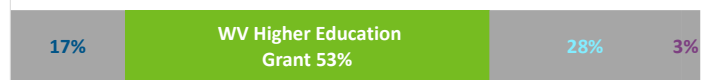
Note: The above results are only from respondents who completed the online version of the parent survey and may not be generalizable to those who took the paper-based survey.

Financial aid programs available to West Virginia students^

This need-based U.S. financial aid program provided qualifying students up to \$6,495 during the 2021-22 school year. This amount does not need to be paid back.



This need-based financial aid program for West Virginia students provided maximum annual awards of \$3,000 during the 2021-22 school year. This amount does not need to be paid back.



This financial aid program for West Virginia students enrolled in eligible certificate and associate degree programs provides aid to cover the remaining amount of tuition, mandatory fees, and academic program fees that are not covered by other scholarships and grants. This amount does not need to be paid back.

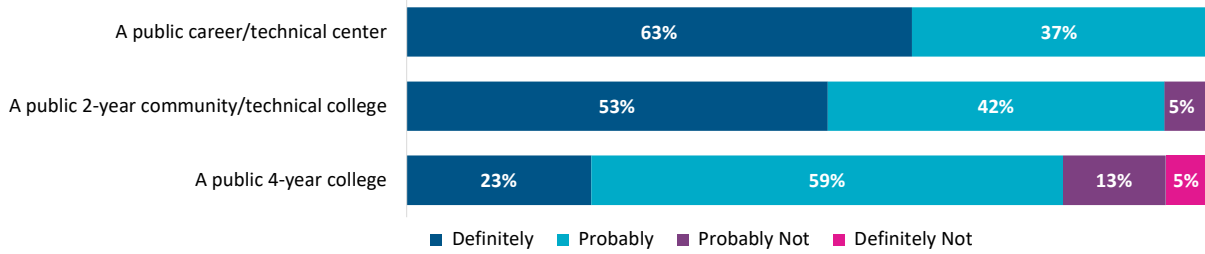


This merit-based financial aid program for West Virginia residents offers up to \$4,750 annually to cover the cost of tuition and mandatory fees. This amount does not need to be paid back.



^The correct responses are indicated by filled bar.

Do you think that your student could afford to attend one of the following types of colleges using financial aid, scholarships, and your family's resources?



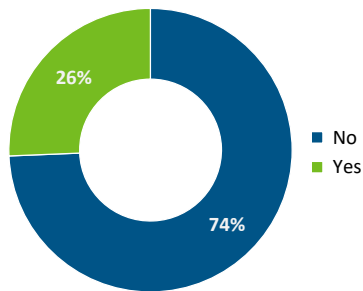
Section 5: College and Career Activities and Services

Have you participated in any of the family activities below? If you did attend, how helpful was the activity in helping you prepare for your student's future?

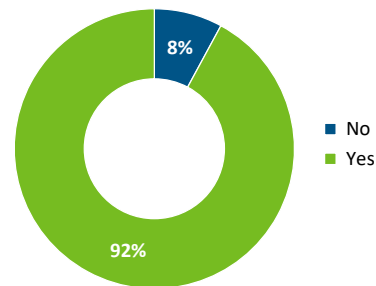
	extent participant found each of the following activities helpful				Number of Participants	non-participation status		
	Extremely helpful	Moderately helpful	Slightly helpful	Not at all helpful		Not offered/does not apply	Offered, but I did not attend	Number of Non-participants
Accessing CFWV.com portal	60%	20%	0%	20%	5	86%	14%	28
College campus visits	25%	50%	0%	25%	4	93%	7%	29
College for West Virginia (CFWV) workshops for families	25%	0%	50%	25%	4	90%	10%	29
Financial aid literacy and assistance	40%	0%	40%	20%	5	96%	4%	28

Note: Blue column percentages are based on those respondents who indicated participation in an activity. Pink column percentages are based on those respondents who indicated they did not participate in an activity.

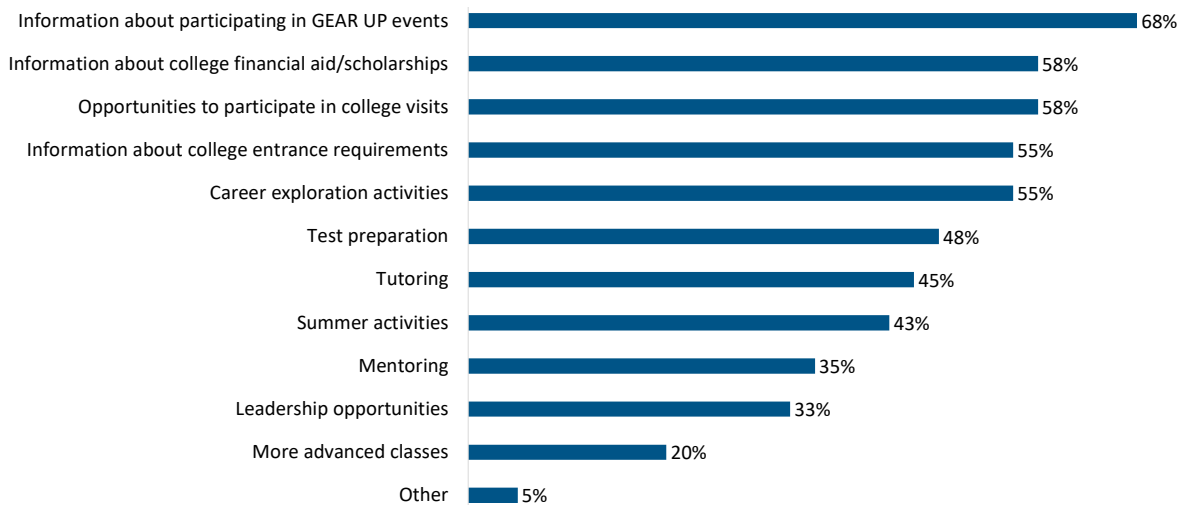
Are you aware that GEAR UP provides resources to help students plan for their education after high school and for career exploration at your student's school?



Would you like to receive more information about the services GEAR UP provides to you and your student?



Which of the following do you need from your student's school or GEAR UP to help your student be more successful in school and more prepared for college?*





School-Level Response Rates:

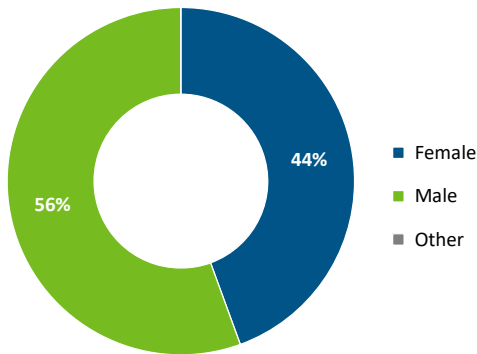
Total Enrollment	86
Surveys Received	38
Response Rate	44%

School Name: **Spencer Middle School**
 Survey Type: **Parent Survey Report**

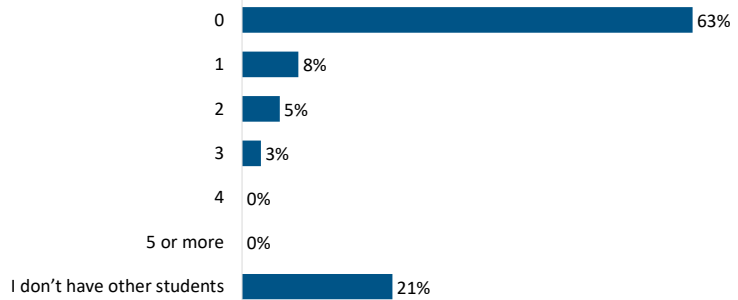
Notes: Throughout this report, all percentages are rounded to the nearest whole number; amounts lower than 0.5% are rounded down to 0%. An asterisk indicates a select all that apply question; amounts may exceed 100%.

Section 1: Background/Demographics

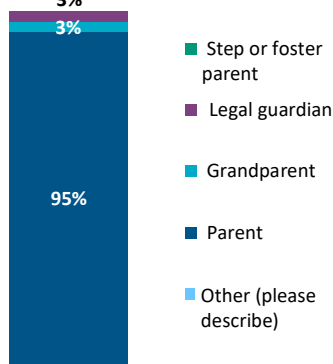
What is your student's gender?



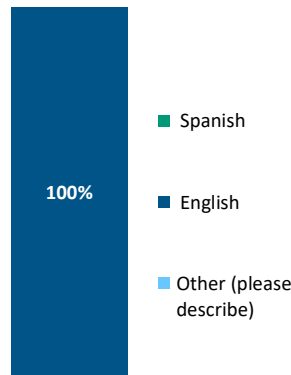
If you have other students, how many have attended or are currently attending college?



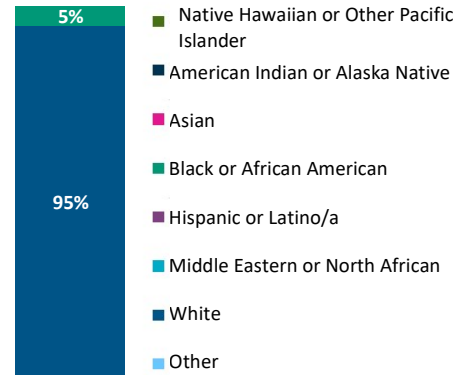
What is your relationship to the student who brought this survey home?*



What is the main language you speak at home?




What is your race/ethnicity?*

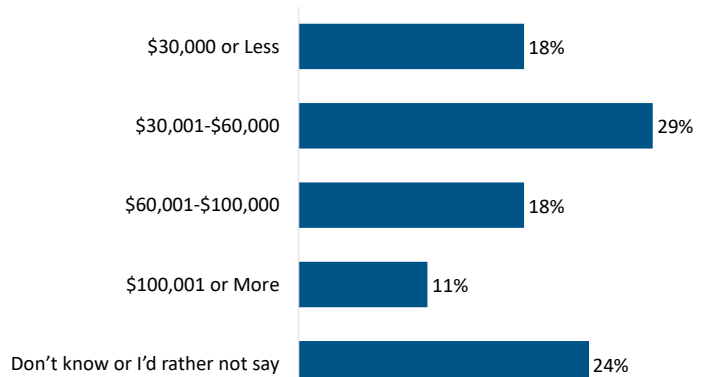


Note: Only those percentages greater than 0% are displayed in the three graphs above.

What is the highest level of education achieved by your student's parent(s)/guardian(s)?

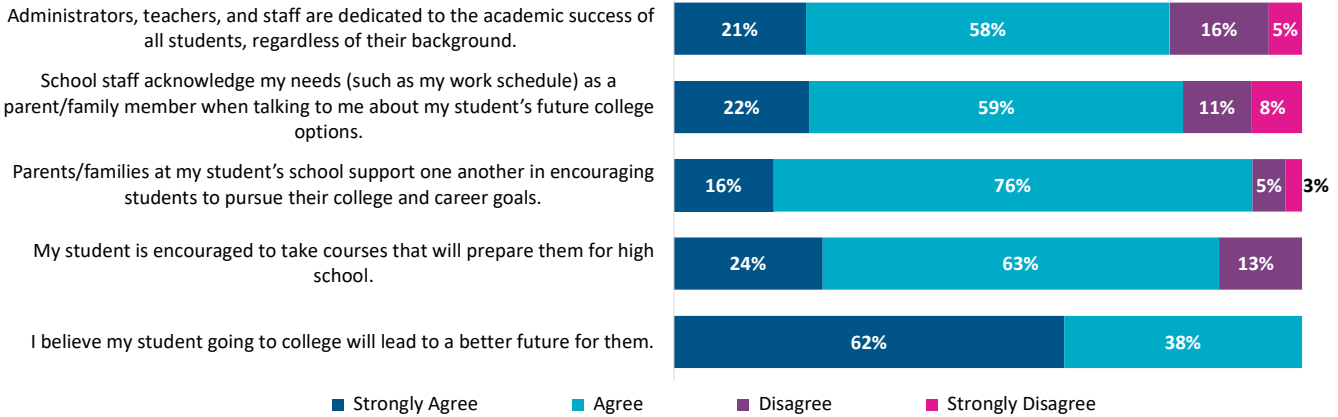


Which of the following options best describes your family's total income (before taxes) during the past 12 months?



Section 2: About Your Student's School

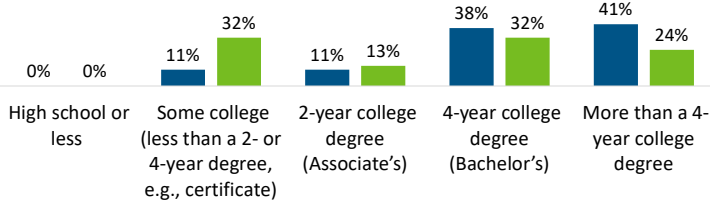
Please select how much you agree with the following statements about your student's school.



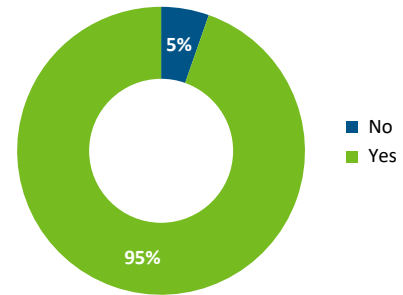
Section 3: Your Student's Educational Goals and Aspirations

What is the highest level of education that you...

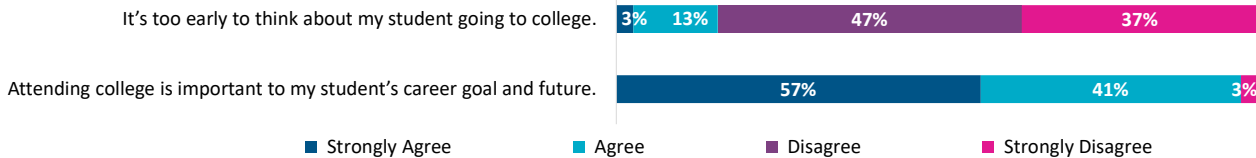
■ would like your student to get? ■ expect your student to get?



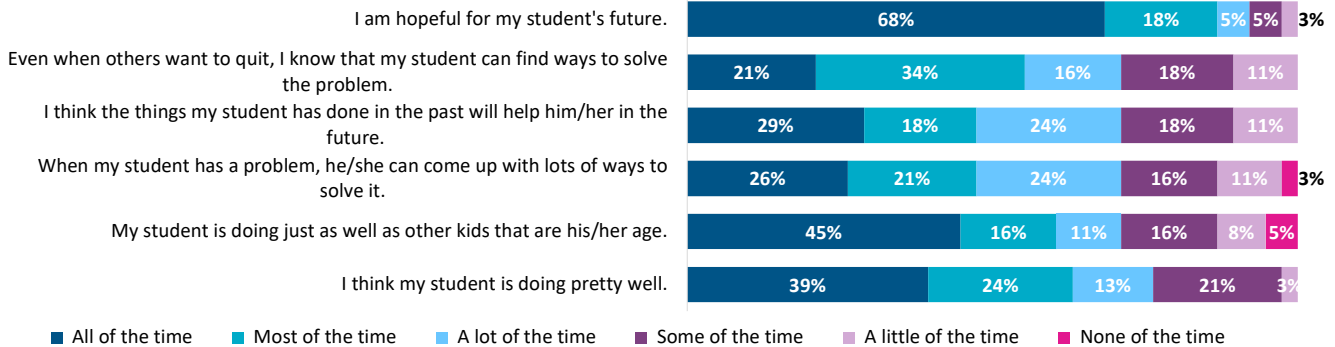
Have you talked with your student about attending college?



How strongly do you agree or disagree with the following statements?



Please read the following sentences below and think about how you/your student are doing in most situations.

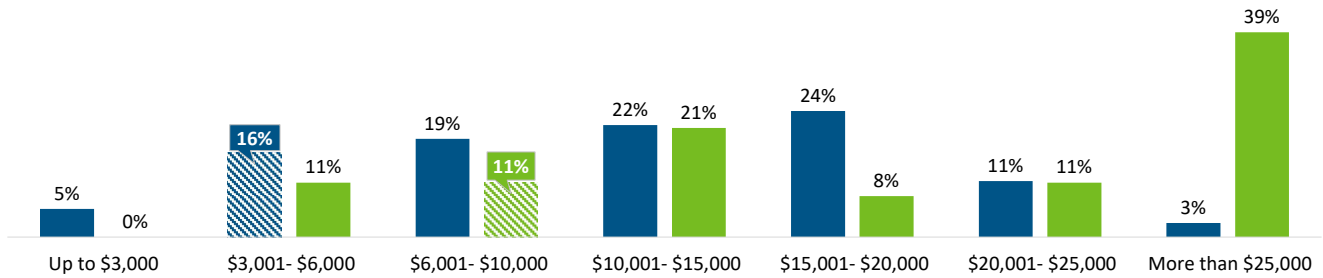


Section 4: College Knowledge and Awareness

On average, how much do you think it costs for one year of in-state tuition to attend the following college options in West Virginia?^

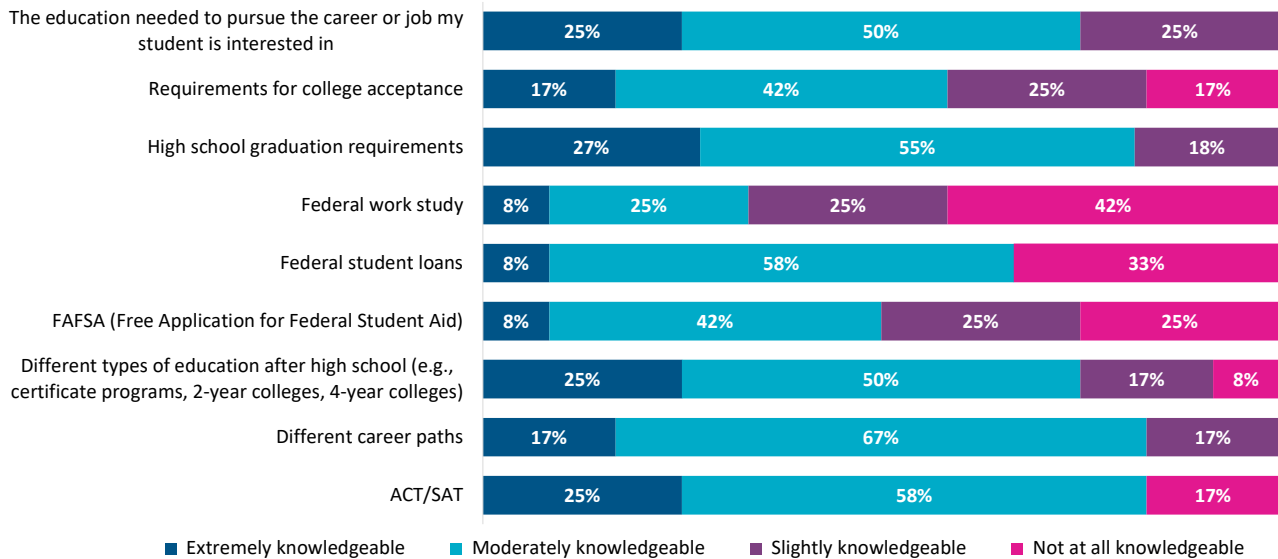
■ A 2-year public community/technical college in West Virginia

■ A 4-year public college in West Virginia



^The correct responses are indicated by a call-out box above a pattern filled bar.

Please rate your level of knowledge about the following topics.



Note: The above results are only from respondents who completed the online version of the parent survey and may not be generalizable to those who took the paper-based survey.

Financial aid programs available to West Virginia students^

This need-based U.S. financial aid program provided qualifying students up to \$6,495 during the 2021-22 school year. This amount does not need to be paid back.



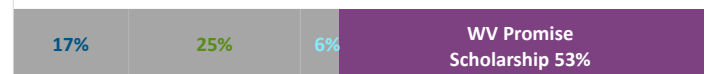
This need-based financial aid program for West Virginia students provided maximum annual awards of \$3,000 during the 2021-22 school year. This amount does not need to be paid back.



This financial aid program for West Virginia students enrolled in eligible certificate and associate degree programs provides aid to cover the remaining amount of tuition, mandatory fees, and academic program fees that are not covered by other scholarships and grants. This amount does not need to be paid back.

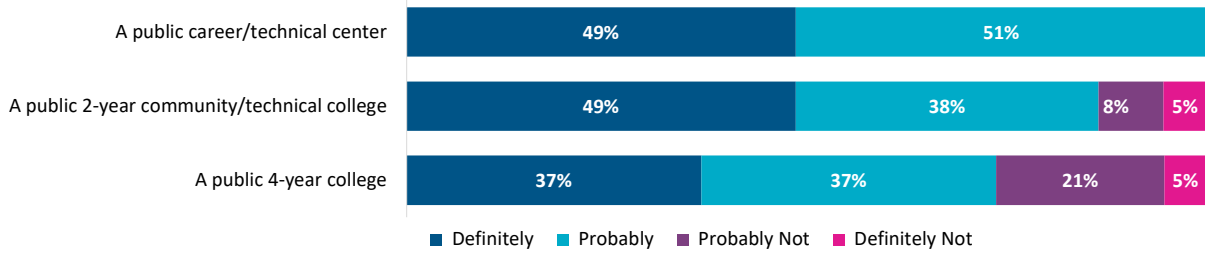


This merit-based financial aid program for West Virginia residents offers up to \$4,750 annually to cover the cost of tuition and mandatory fees. This amount does not need to be paid back.



^The correct responses are indicated by filled bar.

Do you think that your student could afford to attend one of the following types of colleges using financial aid, scholarships, and your family's resources?



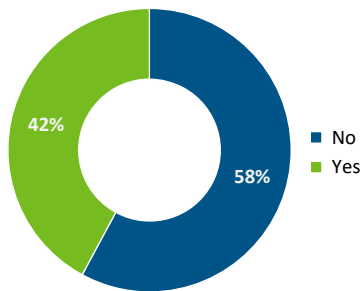
Section 5: College and Career Activities and Services

Have you participated in any of the family activities below? If you did attend, how helpful was the activity in helping you prepare for your student's future?

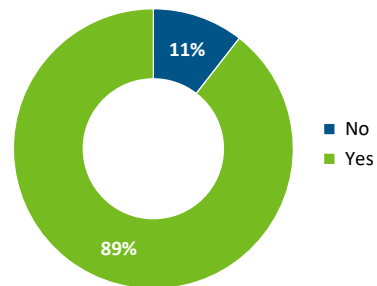
	extent participant found each of the following activities helpful				Number of Participants	non-participation status		
	Extremely helpful	Moderately helpful	Slightly helpful	Not at all helpful		Not offered/does not apply	Offered, but I did not attend	Number of Non-participants
Accessing CFWV.com portal	25%	25%	25%	25%	4	88%	12%	34
College campus visits	40%	20%	40%	0%	5	91%	9%	33
College for West Virginia (CFWV) workshops for families	33%	33%	33%	0%	3	88%	12%	34
Financial aid literacy and assistance	40%	20%	40%	0%	5	88%	12%	33

Note: Blue column percentages are based on those respondents who indicated participation in an activity. Pink column percentages are based on those respondents who indicated they did not participate in an activity.

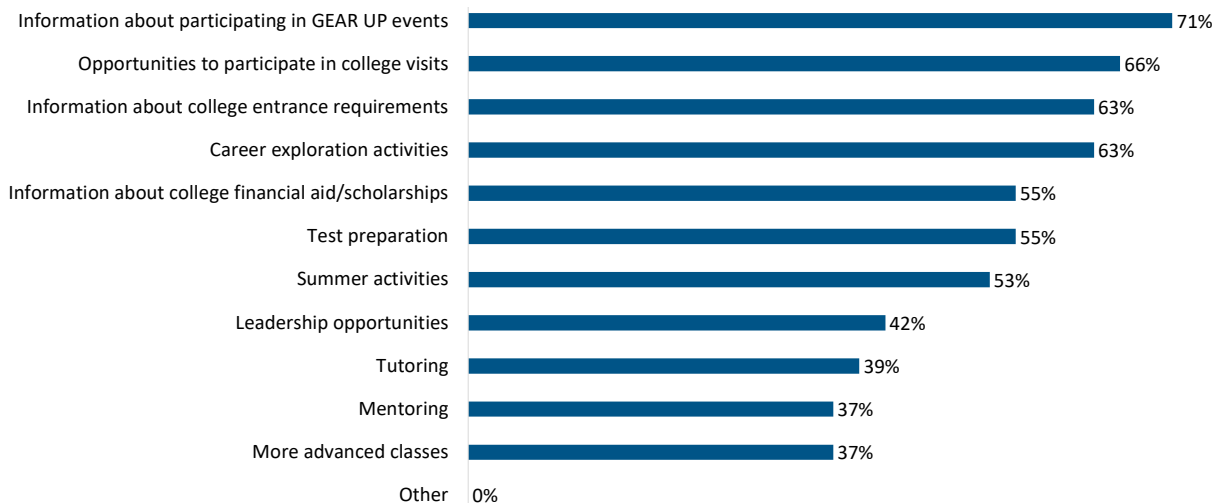
Are you aware that GEAR UP provides resources to help students plan for their education after high school and for career exploration at your student's school?



Would you like to receive more information about the services GEAR UP provides to you and your student?



Which of the following do you need from your student's school or GEAR UP to help your student be more successful in school and more prepared for college?*





School-Level Response Rates:

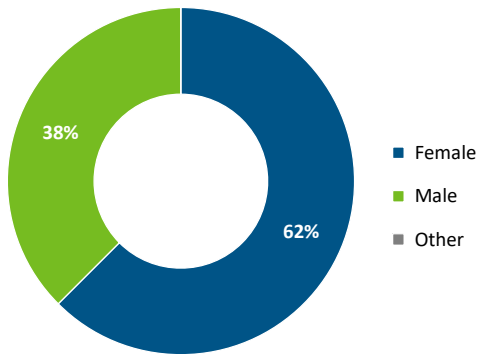
Total Enrollment	78
Surveys Received	16
Response Rate	21%

School Name: **Vinson Middle School**
 Survey Type: **Parent Survey Report**

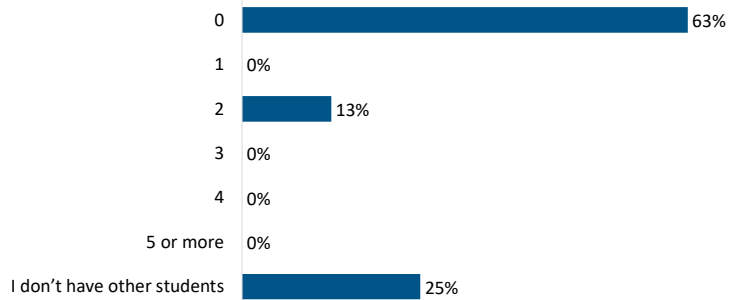
Notes: Throughout this report, all percentages are rounded to the nearest whole number; amounts lower than 0.5% are rounded down to 0%. An asterisk indicates a select all that apply question; amounts may exceed 100%.

Section 1: Background/Demographics

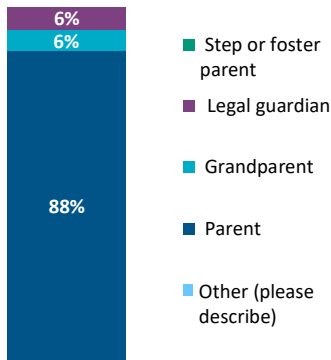
What is your student's gender?




If you have other students, how many have attended or are currently attending college?



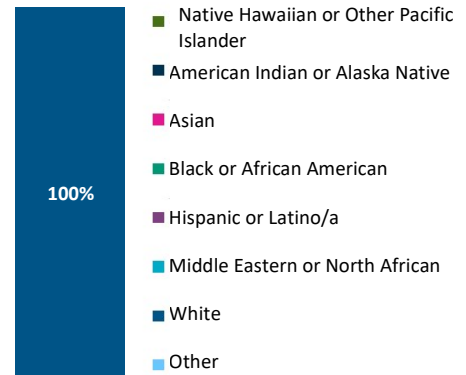
What is your relationship to the student who brought this survey home?*



What is the main language you speak at home?




What is your race/ethnicity?*

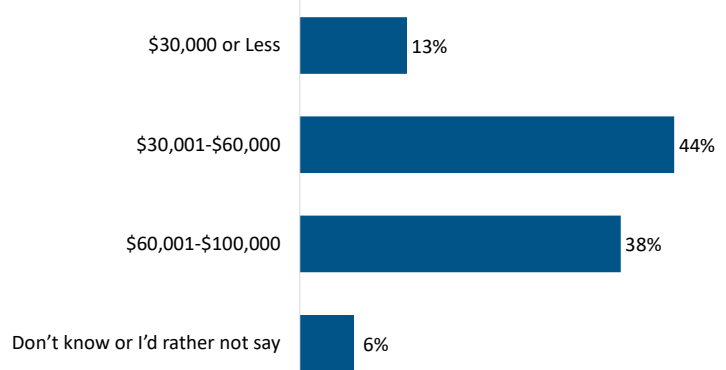


Note: Only those percentages greater than 0% are displayed in the three graphs above.

What is the highest level of education achieved by your student's parent(s)/guardian(s)?

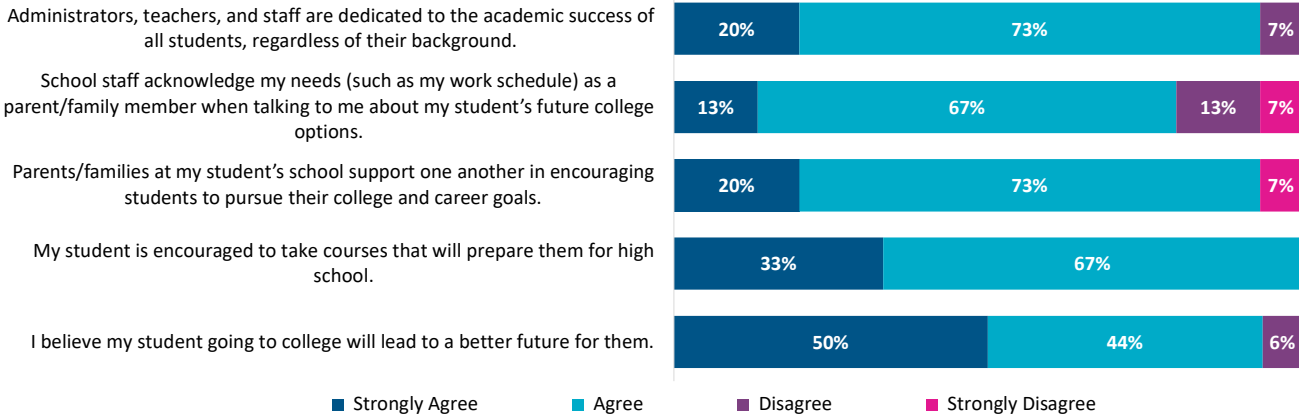


Which of the following options best describes your family's total income (before taxes) during the past 12 months?



Section 2: About Your Student's School

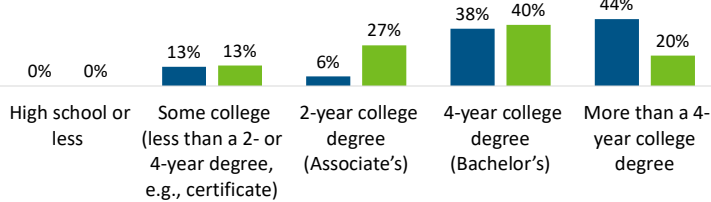
Please select how much you agree with the following statements about your student's school.



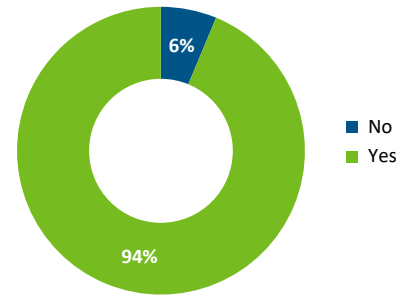
Section 3: Your Student's Educational Goals and Aspirations

What is the highest level of education that you...

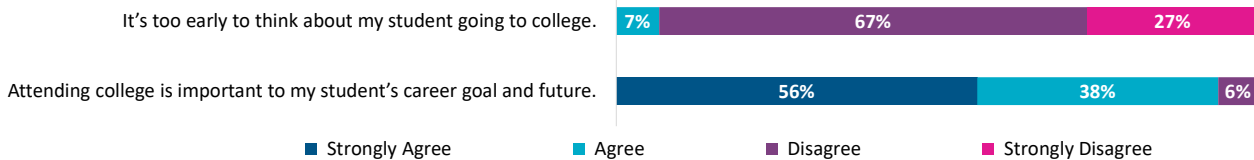
■ would like your student to get? ■ expect your student to get?



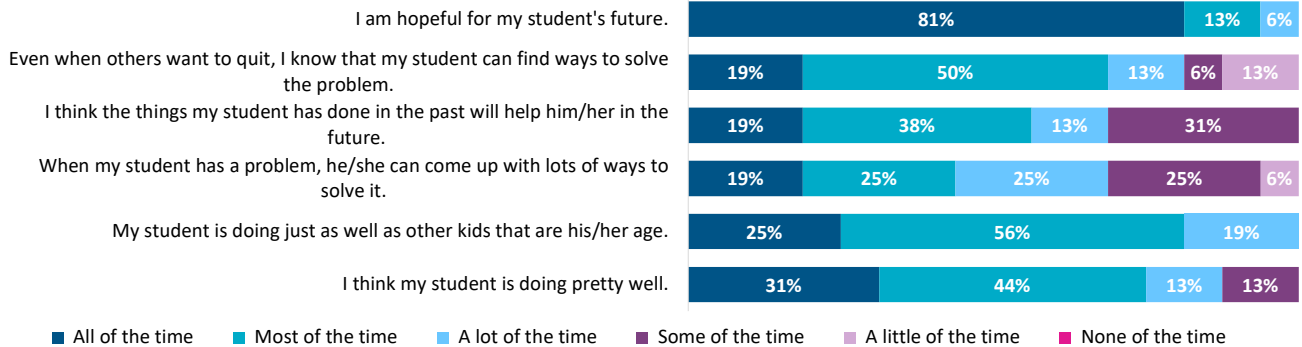
Have you talked with your student about attending college?



How strongly do you agree or disagree with the following statements?

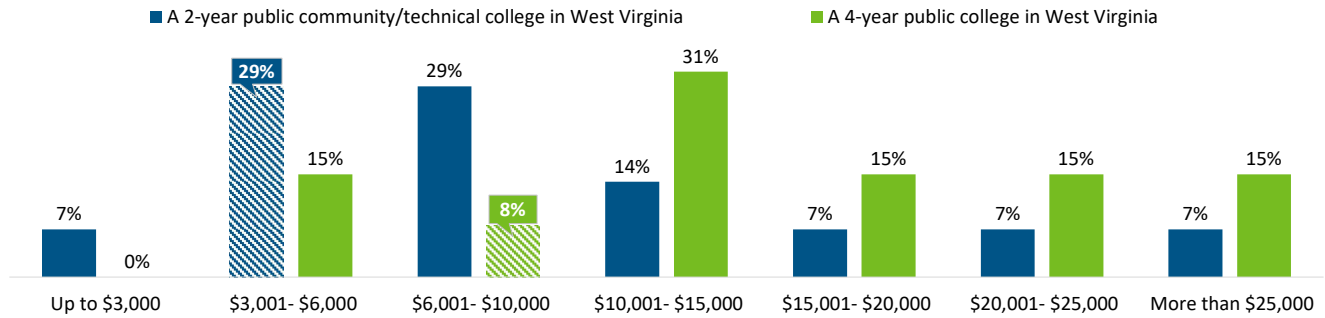


Please read the following sentences below and think about how you/your student are doing in most situations.



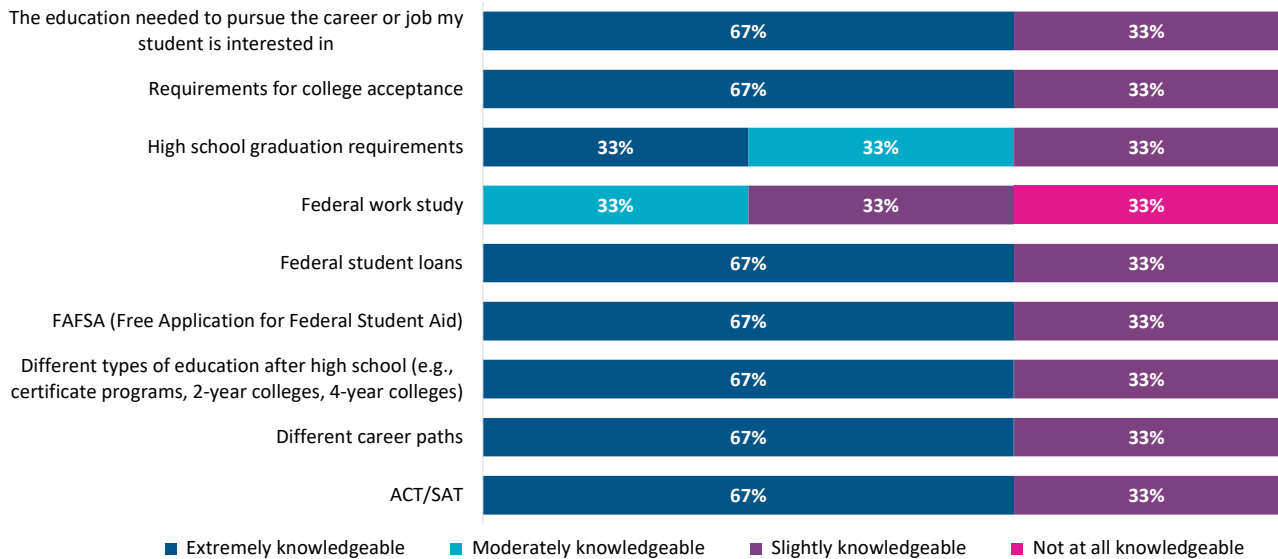
Section 4: College Knowledge and Awareness

On average, how much do you think it costs for one year of in-state tuition to attend the following college options in West Virginia?^



^The correct responses are indicated by a call-out box above a pattern filled bar.

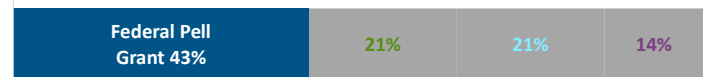
Please rate your level of knowledge about the following topics.



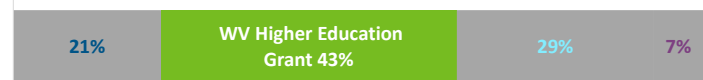
Note: The above results are only from respondents who completed the online version of the parent survey and may not be generalizable to those who took the paper-based survey.

Financial aid programs available to West Virginia students^

This need-based U.S. financial aid program provided qualifying students up to \$6,495 during the 2021-22 school year. This amount does not need to be paid back.



This need-based financial aid program for West Virginia students provided maximum annual awards of \$3,000 during the 2021-22 school year. This amount does not need to be paid back.



This financial aid program for West Virginia students enrolled in eligible certificate and associate degree programs provides aid to cover the remaining amount of tuition, mandatory fees, and academic program fees that are not covered by other scholarships and grants. This amount does not need to be paid back.

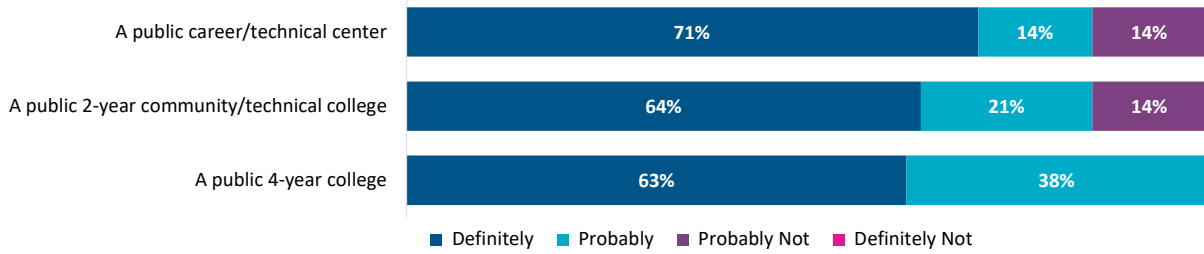


This merit-based financial aid program for West Virginia residents offers up to \$4,750 annually to cover the cost of tuition and mandatory fees. This amount does not need to be paid back.



^The correct responses are indicated by filled bar.

Do you think that your student could afford to attend one of the following types of colleges using financial aid, scholarships, and your family's resources?



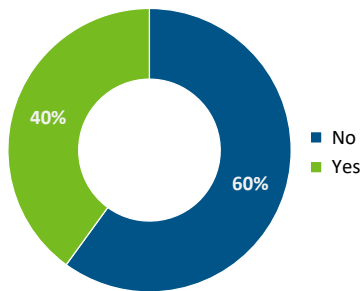
Section 5: College and Career Activities and Services

Have you participated in any of the family activities below? If you did attend, how helpful was the activity in helping you prepare for your student's future?

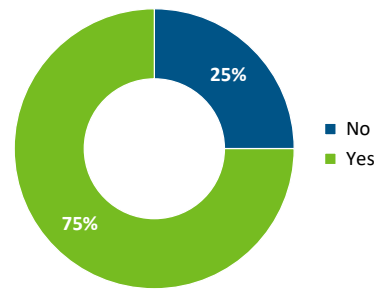
	extent participant found each of the following activities helpful				Number of Participants	non-participation status		
	Extremely helpful	Moderately helpful	Slightly helpful	Not at all helpful		Not offered/does not apply	Offered, but I did not attend	Number of Non-participants
Accessing CFWV.com portal	0%	0%	100%	0%	1	100%	0%	13
College campus visits	50%	0%	50%	0%	2	100%	0%	12
College for West Virginia (CFWV) workshops for families	0%	0%	100%	0%	1	100%	0%	13
Financial aid literacy and assistance	0%	100%	0%	0%	1	100%	0%	13

Note: Blue column percentages are based on those respondents who indicated participation in an activity. Pink column percentages are based on those respondents who indicated they did not participate in an activity.

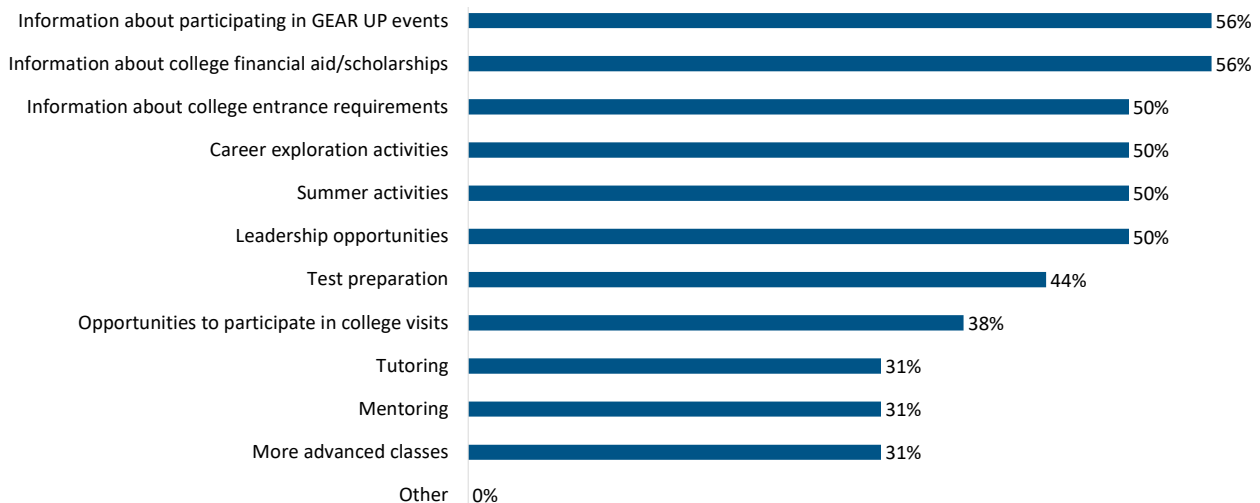
Are you aware that GEAR UP provides resources to help students plan for their education after high school and for career exploration at your student's school?



Would you like to receive more information about the services GEAR UP provides to you and your student?



Which of the following do you need from your student's school or GEAR UP to help your student be more successful in school and more prepared for college?*





School-Level Response Rates:

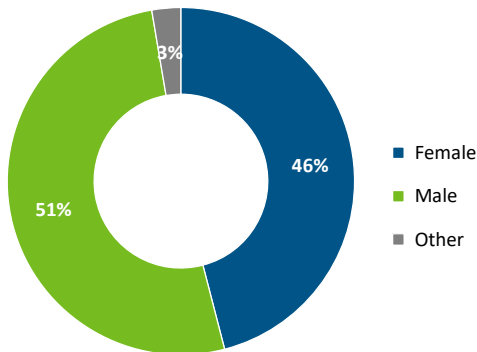
Total Enrollment	73
Surveys Received	37
Response Rate	51%

School Name: **Wahama Jr/Sr High School**
 Survey Type: **Parent Survey Report**

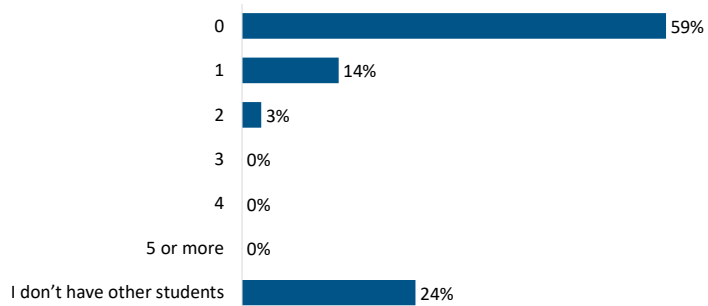
Notes: Throughout this report, all percentages are rounded to the nearest whole number; amounts lower than 0.5% are rounded down to 0%. An asterisk indicates a select all that apply question; amounts may exceed 100%.

Section 1: Background/Demographics

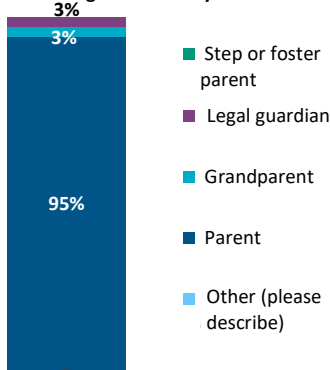
What is your student's gender?



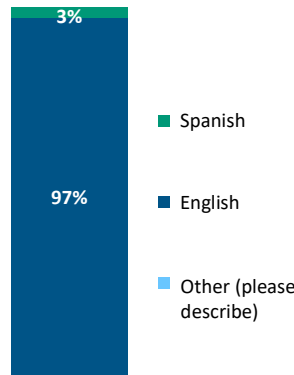
If you have other students, how many have attended or are currently attending college?



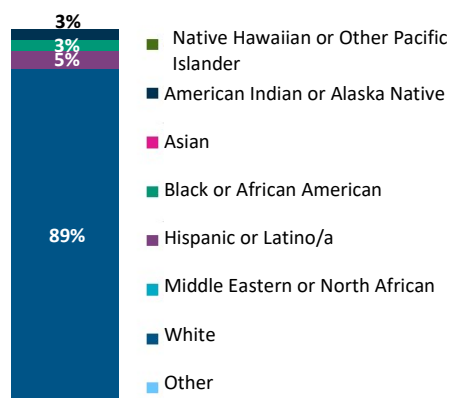
What is your relationship to the student who brought this survey home?*



What is the main language you speak at home?




What is your race/ethnicity?*

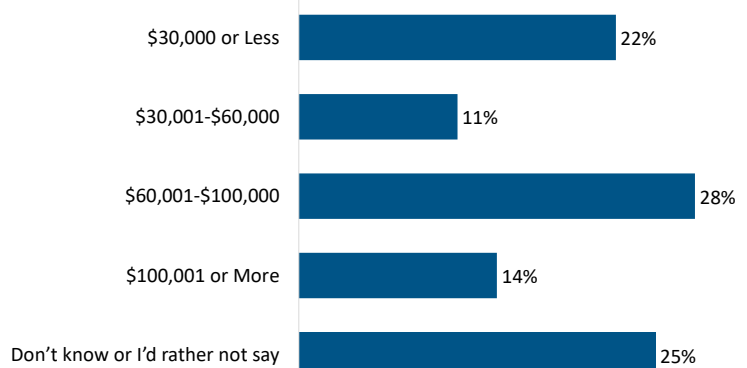


Note: Only those percentages greater than 0% are displayed in the three graphs above.

What is the highest level of education achieved by your student's parent(s)/guardian(s)?

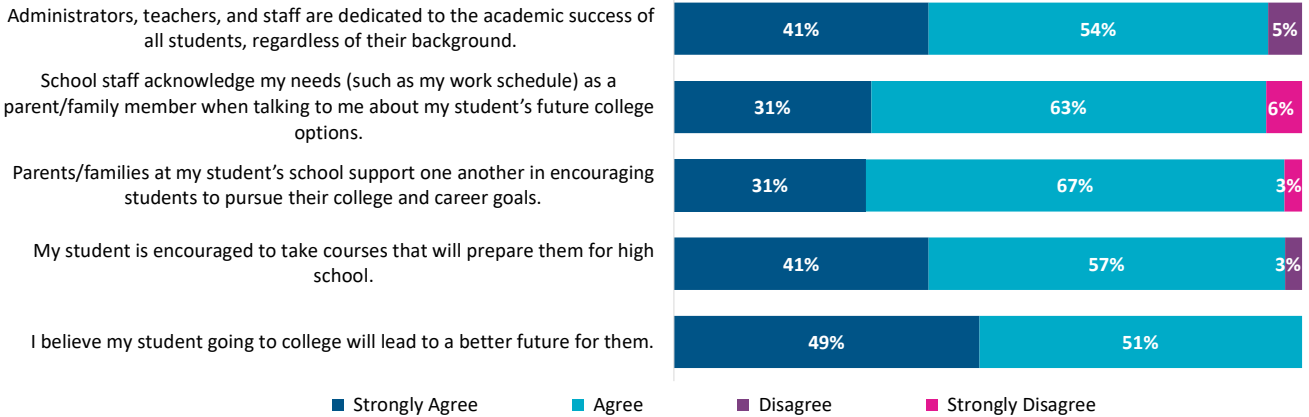


Which of the following options best describes your family's total income (before taxes) during the past 12 months?



Section 2: About Your Student's School

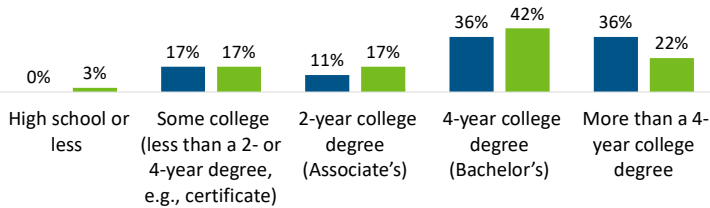
Please select how much you agree with the following statements about your student's school.



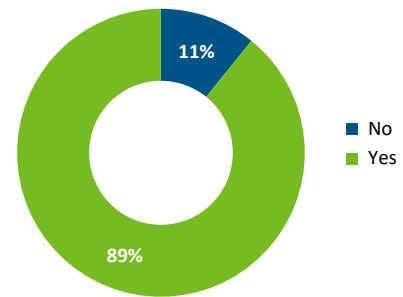
Section 3: Your Student's Educational Goals and Aspirations

What is the highest level of education that you...

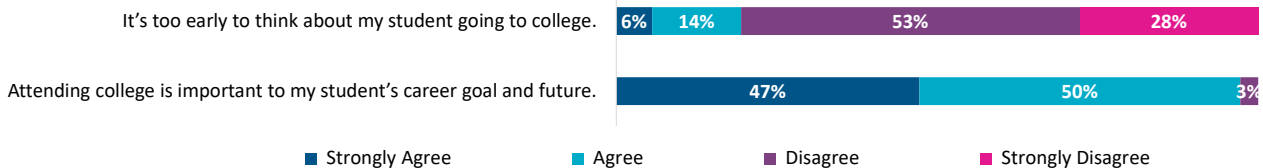
■ would like your student to get? ■ expect your student to get?



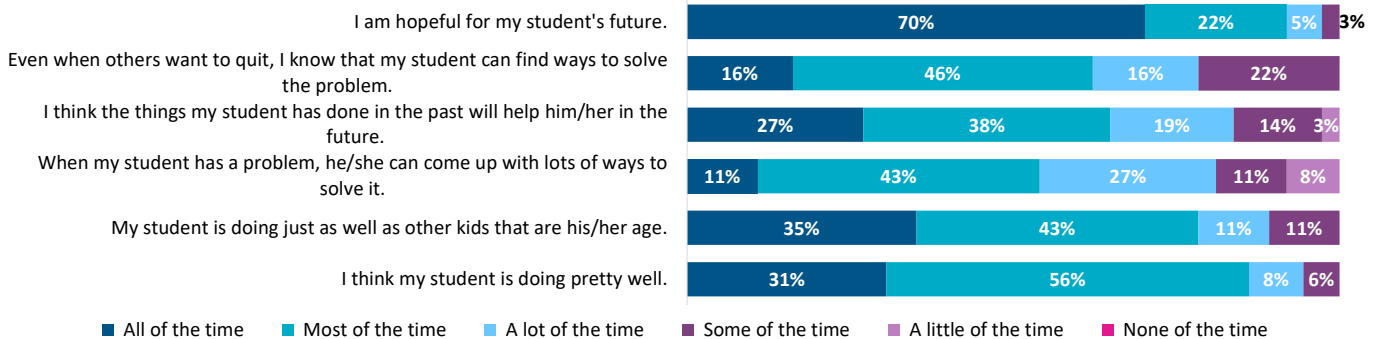
Have you talked with your student about attending college?



How strongly do you agree or disagree with the following statements?

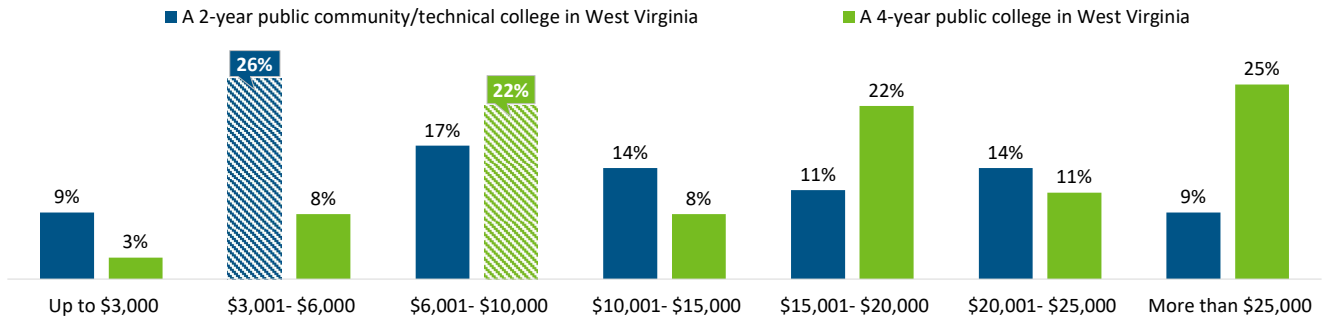


Please read the following sentences below and think about how you/your student are doing in most situations.



Section 4: College Knowledge and Awareness

On average, how much do you think it costs for one year of in-state tuition to attend the following college options in West Virginia?^



^The correct responses are indicated by a call-out box above a pattern filled bar.

Financial aid programs available to West Virginia students^

This need-based U.S. financial aid program provided qualifying students up to \$6,495 during the 2021-22 school year. This amount does not need to be paid back.



This need-based financial aid program for West Virginia students provided maximum annual awards of \$3,000 during the 2021-22 school year. This amount does not need to be paid back.



This financial aid program for West Virginia students enrolled in eligible certificate and associate degree programs provides aid to cover the remaining amount of tuition, mandatory fees, and academic program fees that are not covered by other scholarships and grants. This amount does not need to be paid back.

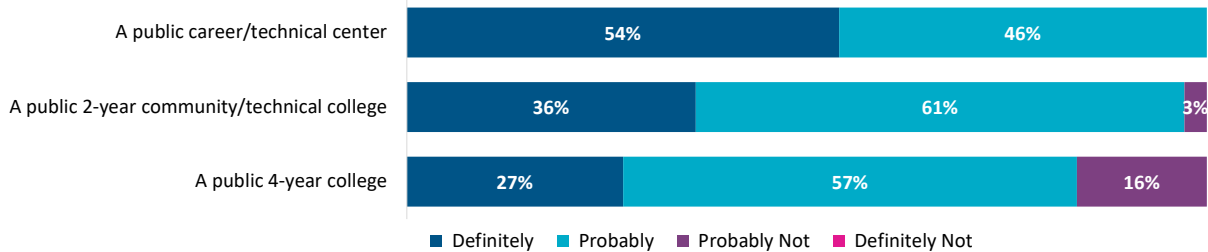


This merit-based financial aid program for West Virginia residents offers up to \$4,750 annually to cover the cost of tuition and mandatory fees. This amount does not need to be paid back.



^The correct responses are indicated by filled bar.

Do you think that your student could afford to attend one of the following types of colleges using financial aid, scholarships, and your family's resources?



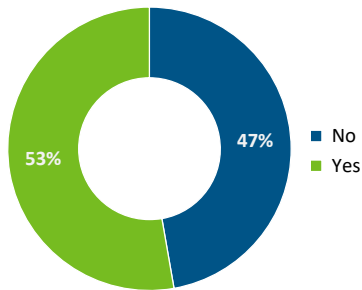
Section 5: College and Career Activities and Services

Have you participated in any of the family activities below? If you did attend, how helpful was the activity in helping you prepare for your student's future?

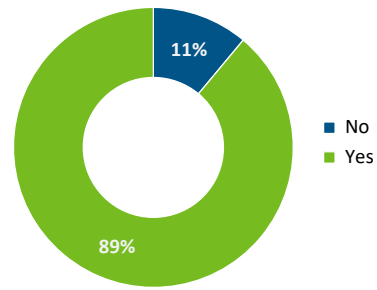
	<i>extent participant found each of the following activities helpful</i>				Number of Participants	<i>non-participation status</i>		
	Extremely helpful	Moderately helpful	Slightly helpful	Not at all helpful		Not offered/ does not apply	Offered, but I did not attend	Number of Non-participants
Accessing CFWV.com portal	50%	0%	50%	0%	2	82%	18%	33
College campus visits	14%	43%	43%	0%	7	82%	18%	28
College for West Virginia (CFWV) workshops for families	0%	0%	100%	0%	1	85%	15%	34
Financial aid literacy and assistance	20%	20%	60%	0%	5	77%	23%	30

Note: Blue column percentages are based on those respondents who indicated participation in an activity. Pink column percentages are based on those respondents who indicated they did not participate in an activity.

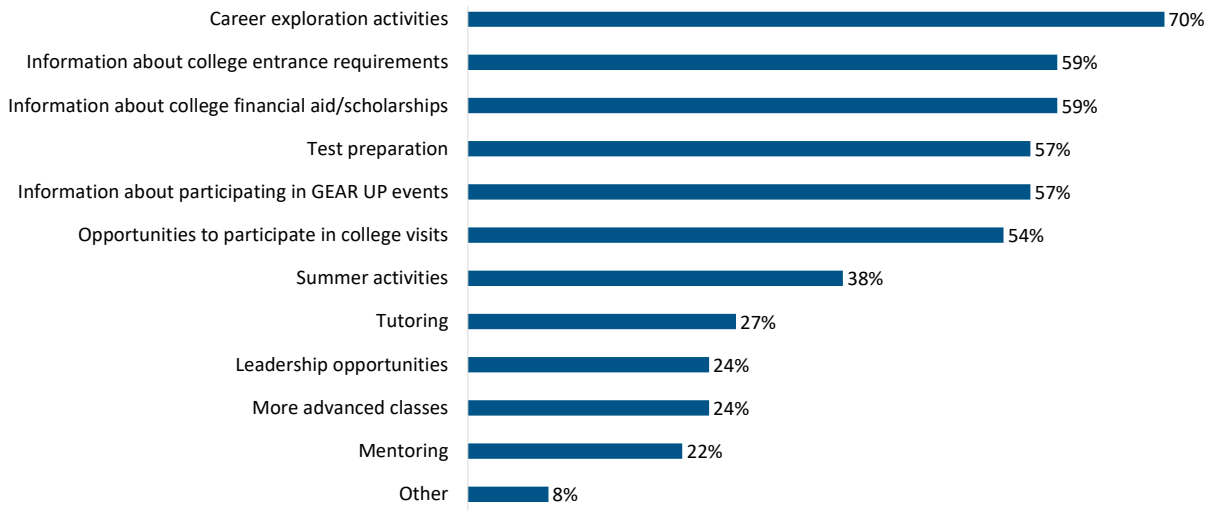
Are you aware that GEAR UP provides resources to help students plan for their education after high school and for career exploration at your student's school?



Would you like to receive more information about the services GEAR UP provides to you and your student?



Which of the following do you need from your student's school or GEAR UP to help your student be more successful in school and more prepared for college?*



Note: The results for the question, "Please rate your level of knowledge about the following topics" are not included in this report. The paper-based version of the survey contained an error for this question and results are therefore only presented for those schools who administered the online version of the parent survey.



School-Level Response Rates:

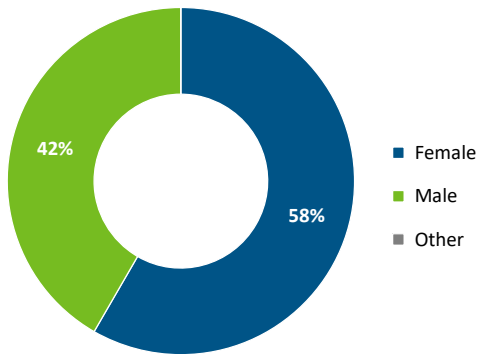
Total Enrollment	21
Surveys Received	12
Response Rate	57%

School Name: **Walton Elementary/Middle School**
 Survey Type: **Parent Survey Report**

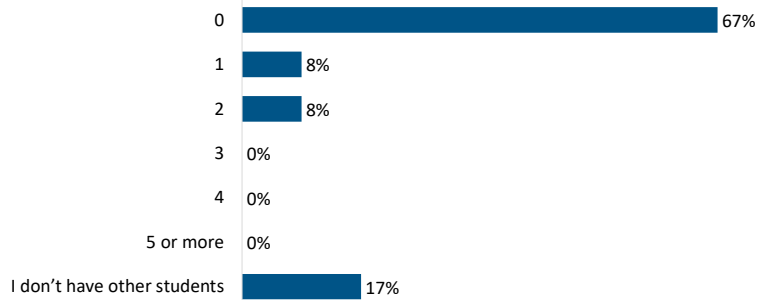
Notes: Throughout this report, all percentages are rounded to the nearest whole number; amounts lower than 0.5% are rounded down to 0%. An asterisk indicates a select all that apply question; amounts may exceed 100%.

Section 1: Background/Demographics

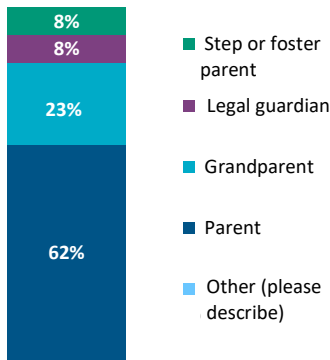
What is your student's gender?



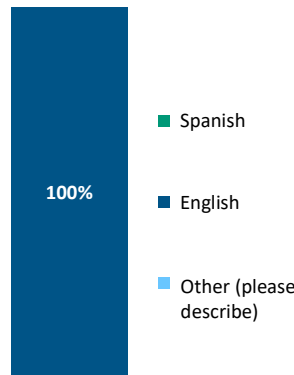
If you have other students, how many have attended or are currently attending college?



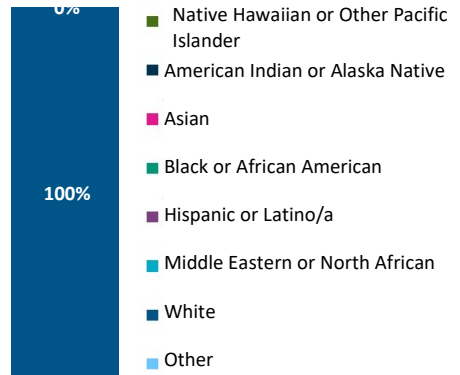
What is your relationship to the student who brought this survey home?*



What is the main language you speak at home?

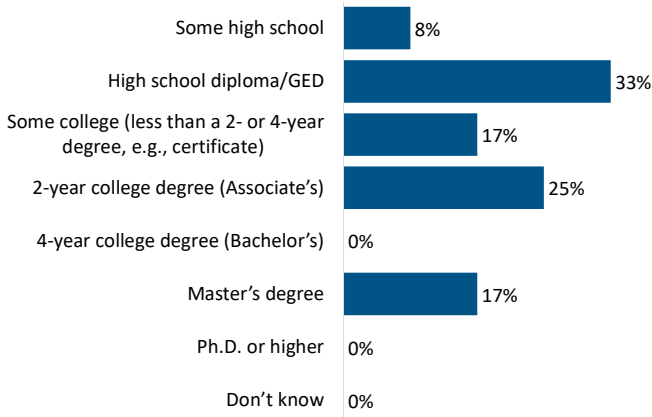


What is your race/ethnicity?*

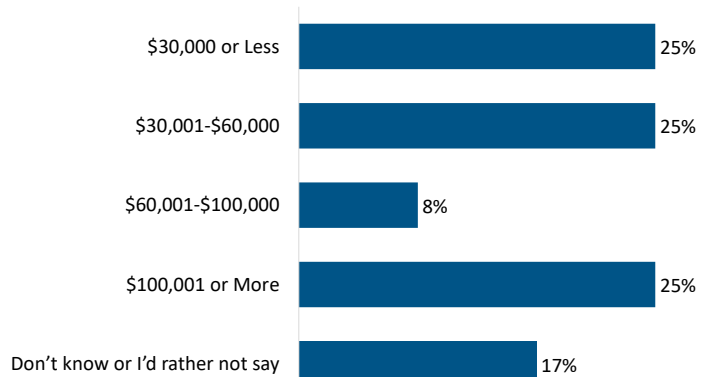


Note: Only those percentages greater than 0% are displayed in the three graphs above.

What is the highest level of education achieved by your student's parent(s)/guardian(s)?

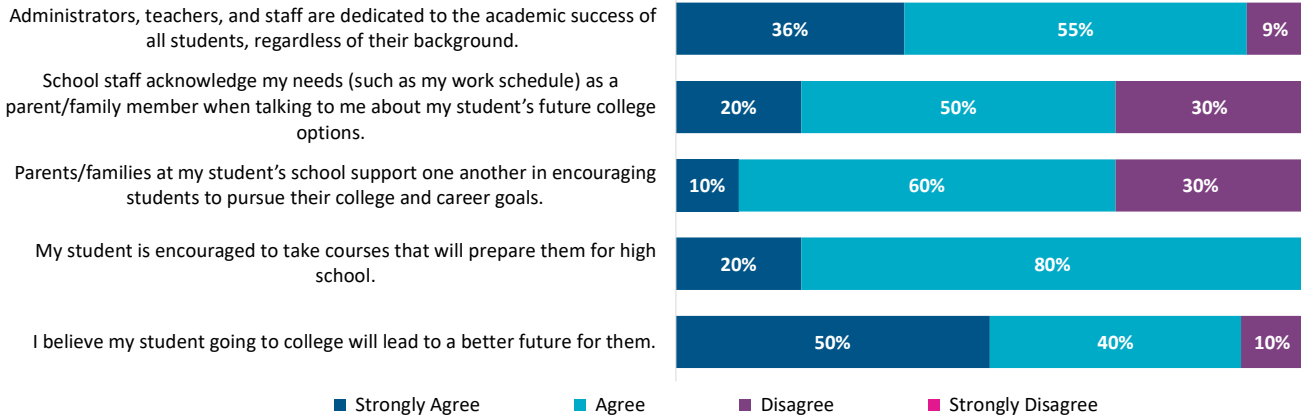


Which of the following options best describes your family's total income (before taxes) during the past 12 months?



Section 2: About Your Student's School

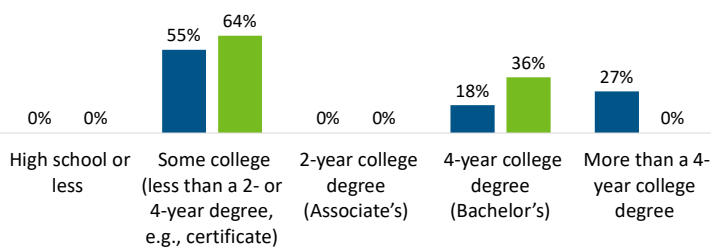
Please select how much you agree with the following statements about your student's school.



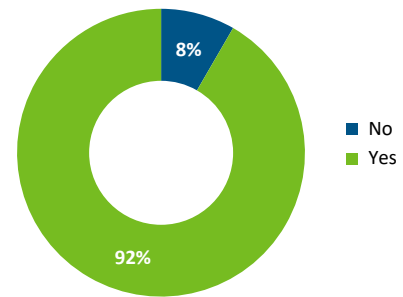
Section 3: Your Student's Educational Goals and Aspirations

What is the highest level of education that you...

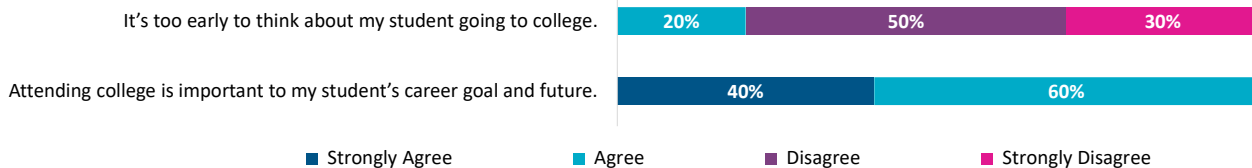
■ would like your student to get? ■ expect your student to get?



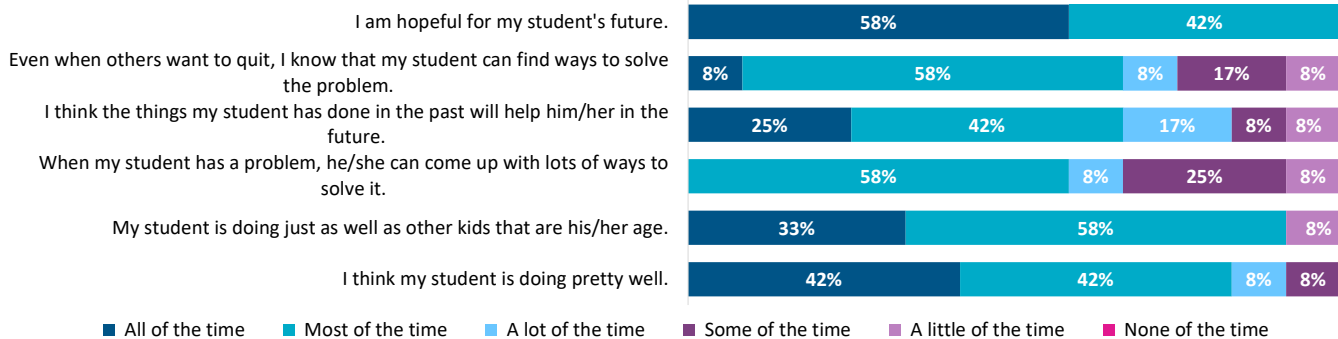
Have you talked with your student about attending college?



How strongly do you agree or disagree with the following statements?

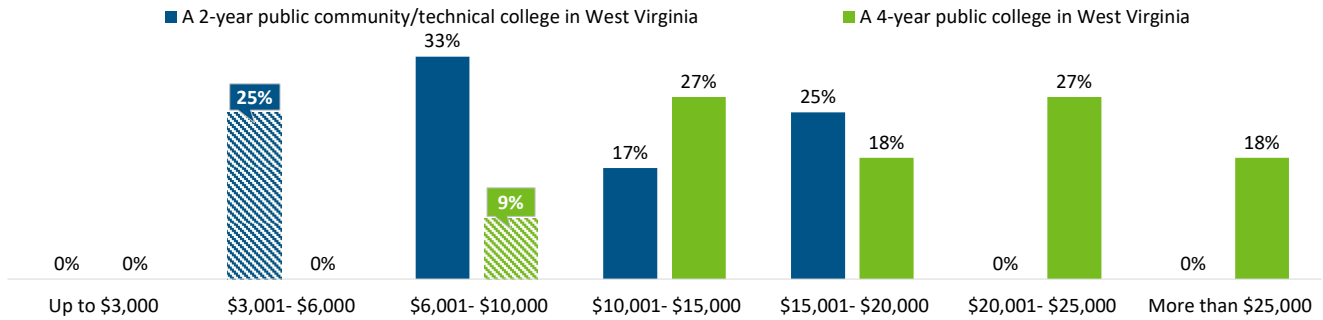


Please read the following sentences below and think about how you/your student are doing in most situations.



Section 4: College Knowledge and Awareness

On average, how much do you think it costs for one year of in-state tuition to attend the following college options in West Virginia?^



^The correct responses are indicated by a call-out box above a pattern filled bar.

Financial aid programs available to West Virginia students^

This need-based U.S. financial aid program provided qualifying students up to \$6,495 during the 2021-22 school year. This amount does not need to be paid back.



This need-based financial aid program for West Virginia students provided maximum annual awards of \$3,000 during the 2021-22 school year. This amount does not need to be paid back.



This financial aid program for West Virginia students enrolled in eligible certificate and associate degree programs provides aid to cover the remaining amount of tuition, mandatory fees, and academic program fees that are not covered by other scholarships and grants. This amount does not need to be paid back.

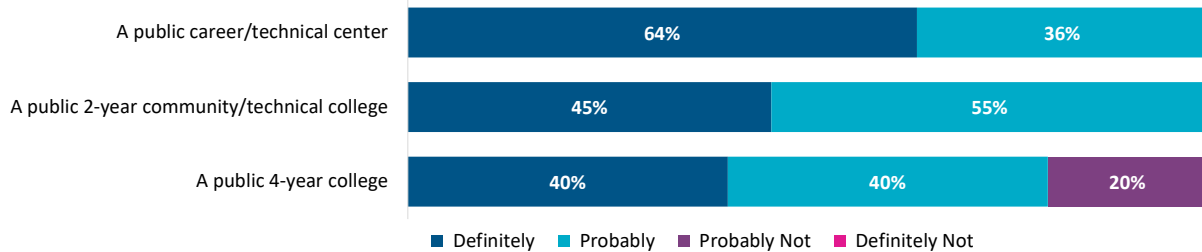


This merit-based financial aid program for West Virginia residents offers up to \$4,750 annually to cover the cost of tuition and mandatory fees. This amount does not need to be paid back.



^The correct responses are indicated by filled bar.

Do you think that your student could afford to attend one of the following types of colleges using financial aid, scholarships, and your family's resources?



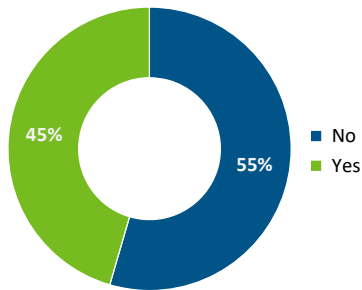
Section 5: College and Career Activities and Services

Have you participated in any of the family activities below? If you did attend, how helpful was the activity in helping you prepare for your student's future?

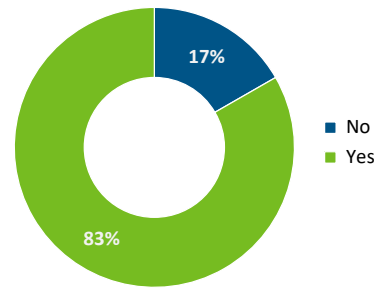
	<i>extent participant found each of the following activities helpful</i>				Number of Participants	<i>non-participation status</i>		
	Extremely helpful	Moderately helpful	Slightly helpful	Not at all helpful		Not offered/does not apply	Offered, but I did not attend	Number of Non-participants
Accessing CFWV.com portal	0%	0%	100%	0%	2	100%	0%	8
College campus visits	0%	50%	50%	0%	2	100%	0%	8
College for West Virginia (CFWV) workshops for families	0%	0%	100%	0%	2	100%	0%	8
Financial aid literacy and assistance	0%	50%	50%	0%	2	100%	0%	8

Note: Blue column percentages are based on those respondents who indicated participation in an activity. Pink column percentages are based on those respondents who indicated they did not participate in an activity.

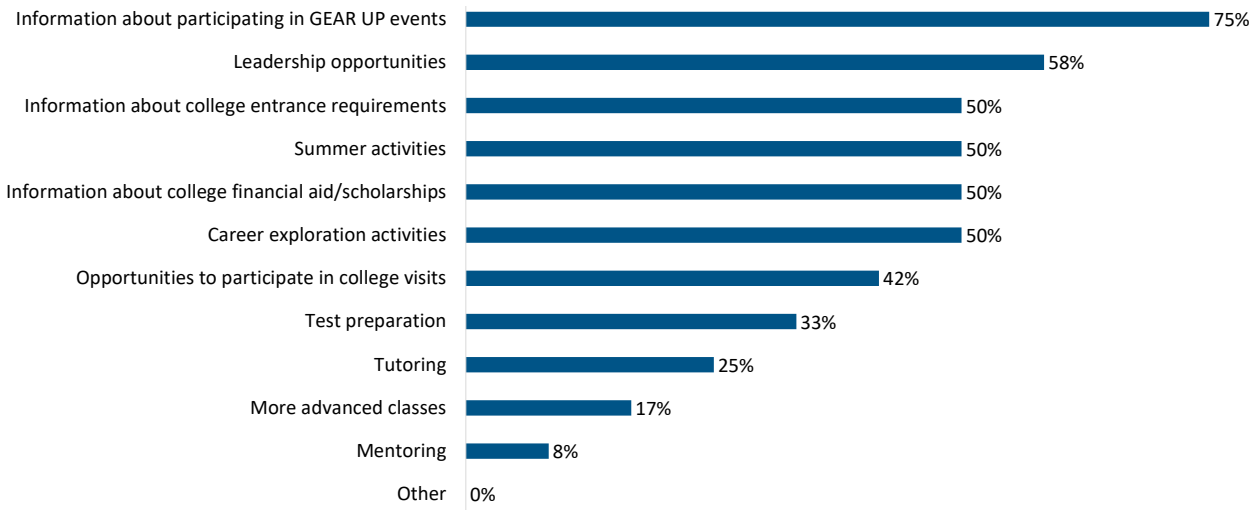
Are you aware that GEAR UP provides resources to help students plan for their education after high school and for career exploration at your student's school?



Would you like to receive more information about the services GEAR UP provides to you and your student?



Which of the following do you need from your student's school or GEAR UP to help your student be more successful in school and more prepared for college?*



Note: The results for the question, "Please rate your level of knowledge about the following topics" are not included in this report. The paper-based version of the survey contained an error for this question and results are therefore only presented for those schools who administered the online version of the parent survey.



School-Level Response Rates:

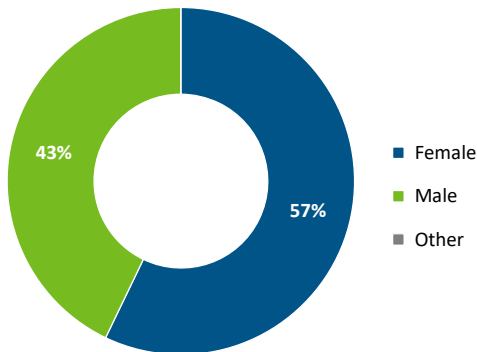
Total Enrollment	126
Surveys Received	14
Response Rate	11%

School Name: **Wayne Middle School**
 Survey Type: **Parent Survey Report**

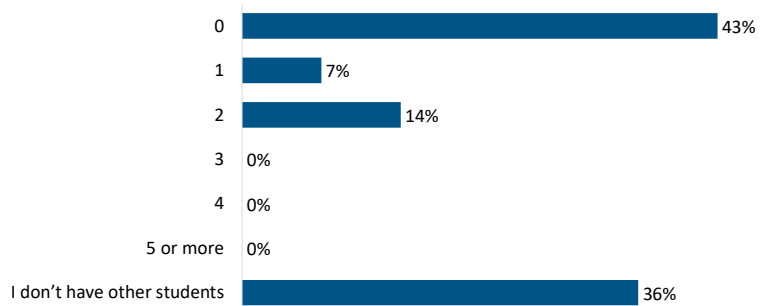
Notes: Throughout this report, all percentages are rounded to the nearest whole number; amounts lower than 0.5% are rounded down to 0%. An asterisk indicates a select all that apply question; amounts may exceed 100%.

Section 1: Background/Demographics

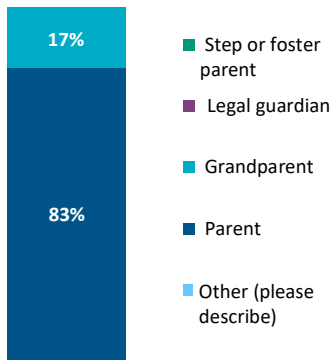
What is your student's gender?




If you have other students, how many have attended or are currently attending college?



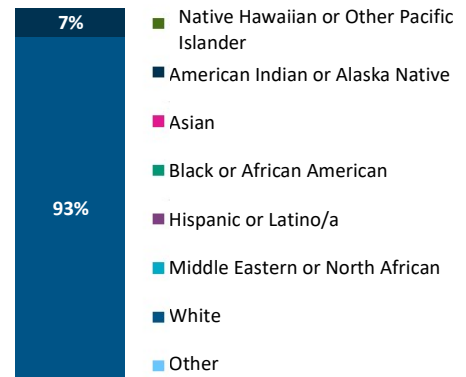
What is your relationship to the student who brought this survey home?*



What is the main language you speak at home?




What is your race/ethnicity?*

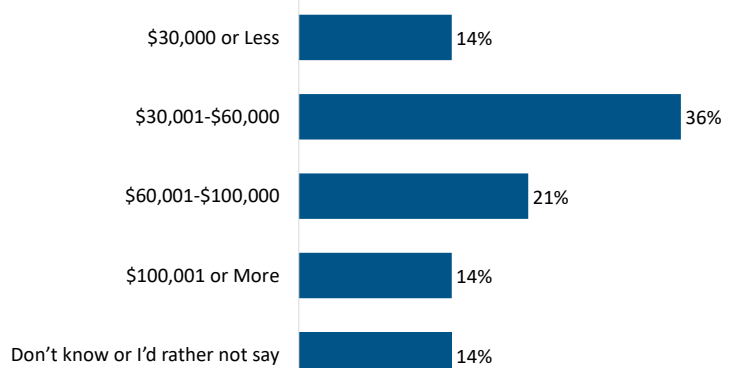


Note: Only those percentages greater than 0% are displayed in the three graphs above.

What is the highest level of education achieved by your student's parent(s)/guardian(s)?

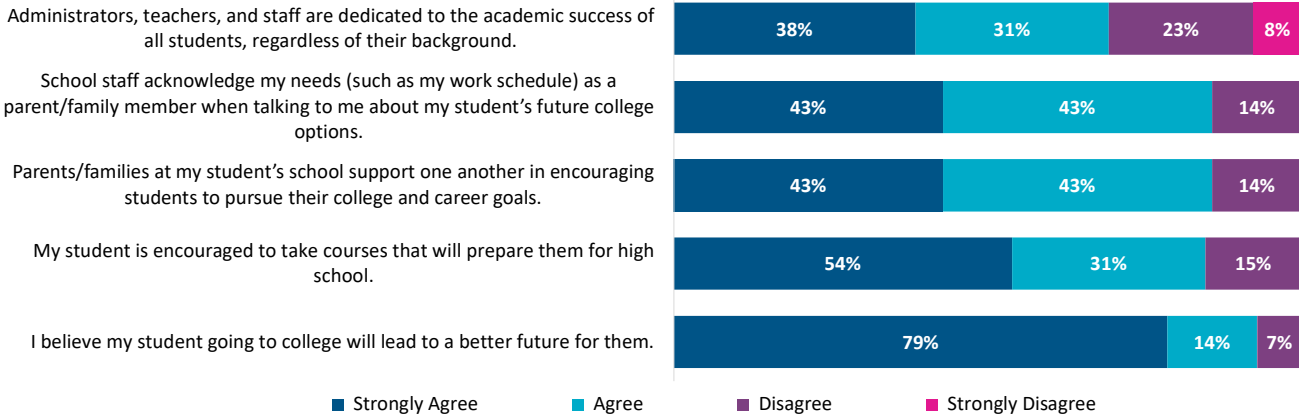


Which of the following options best describes your family's total income (before taxes) during the past 12 months?



Section 2: About Your Student's School

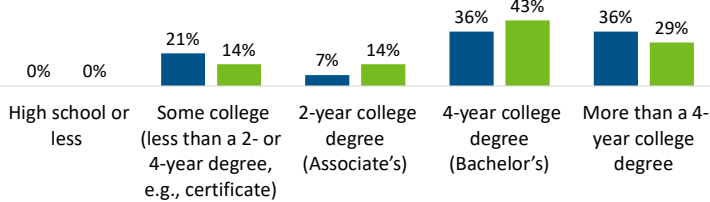
Please select how much you agree with the following statements about your student's school.



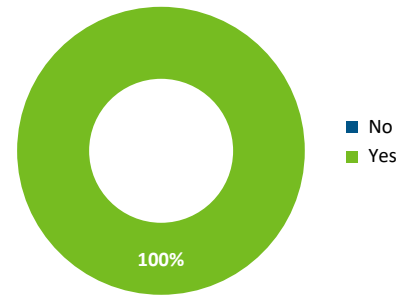
Section 3: Your Student's Educational Goals and Aspirations

What is the highest level of education that you...

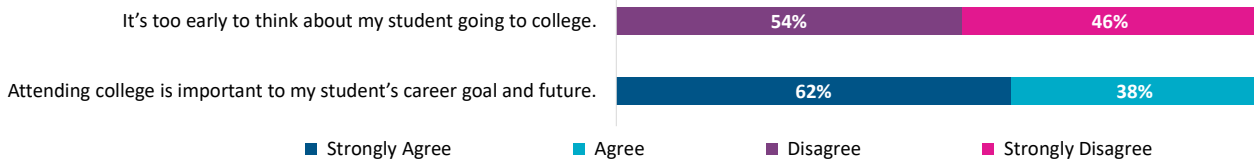
■ would like your student to get? ■ expect your student to get?



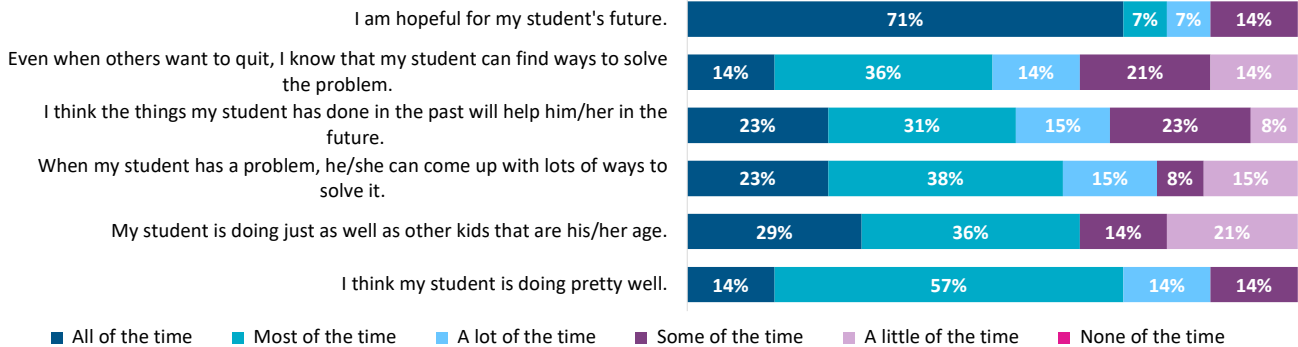
Have you talked with your student about attending college?



How strongly do you agree or disagree with the following statements?

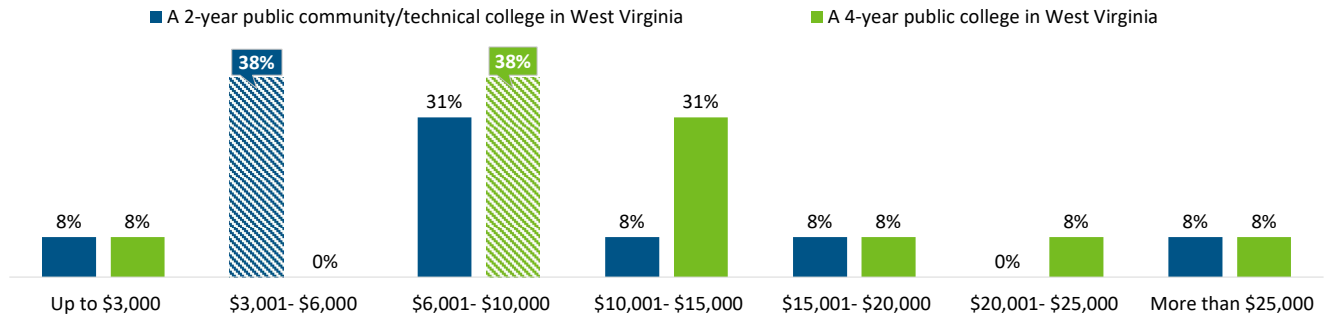


Please read the following sentences below and think about how you/your student are doing in most situations.



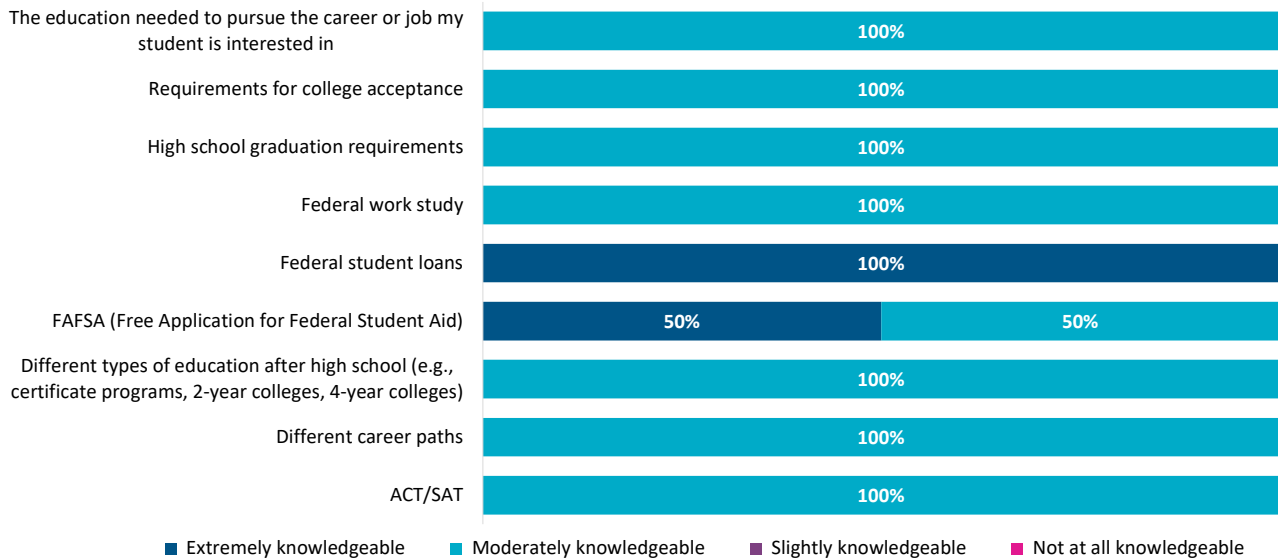
Section 4: College Knowledge and Awareness

On average, how much do you think it costs for one year of in-state tuition to attend the following college options in West Virginia?^



^The correct responses are indicated by a call-out box above a pattern filled bar.

Please rate your level of knowledge about the following topics.



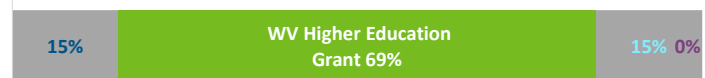
Note: The above results are only from respondents who completed the online version of the parent survey and may not be generalizable to those who took the paper-based survey.

Financial aid programs available to West Virginia students^

This need-based U.S. financial aid program provided qualifying students up to \$6,495 during the 2021-22 school year. This amount does not need to be paid back.



This need-based financial aid program for West Virginia students provided maximum annual awards of \$3,000 during the 2021-22 school year. This amount does not need to be paid back.



This financial aid program for West Virginia students enrolled in eligible certificate and associate degree programs provides aid to cover the remaining amount of tuition, mandatory fees, and academic program fees that are not covered by other scholarships and grants. This amount does not need to be paid back.

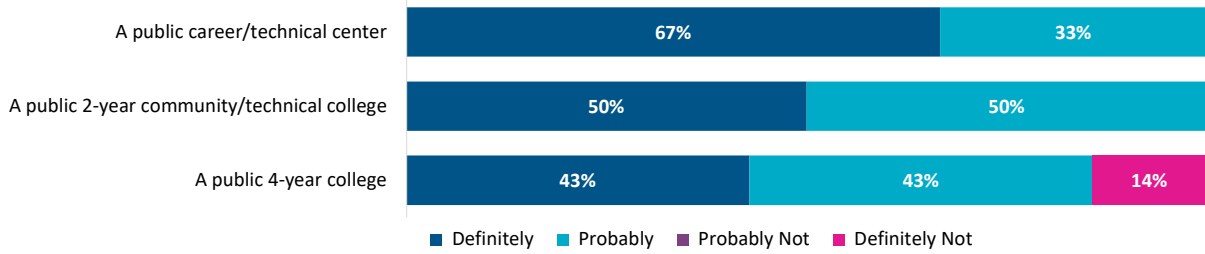


This merit-based financial aid program for West Virginia residents offers up to \$4,750 annually to cover the cost of tuition and mandatory fees. This amount does not need to be paid back.



^The correct responses are indicated by filled bar.

Do you think that your student could afford to attend one of the following types of colleges using financial aid, scholarships, and your family's resources?



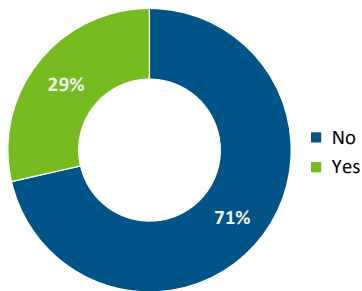
Section 5: College and Career Activities and Services

Have you participated in any of the family activities below? If you did attend, how helpful was the activity in helping you prepare for your student's future?

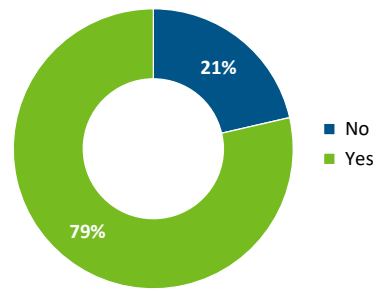
	extent participant found each of the following activities helpful				Number of Participants	non-participation status		
	Extremely helpful	Moderately helpful	Slightly helpful	Not at all helpful		Not offered/does not apply	Offered, but I did not attend	Number of Non-participants
Accessing CFWV.com portal	0%	0%	100%	0%	1	90%	10%	10
College campus visits	0%	0%	100%	0%	3	100%	0%	8
College for West Virginia (CFWV) workshops for families	0%	0%	100%	0%	1	90%	10%	10
Financial aid literacy and assistance	0%	67%	33%	0%	3	100%	0%	8

Note: Blue column percentages are based on those respondents who indicated participation in an activity. Pink column percentages are based on those respondents who indicated they did not participate in an activity.

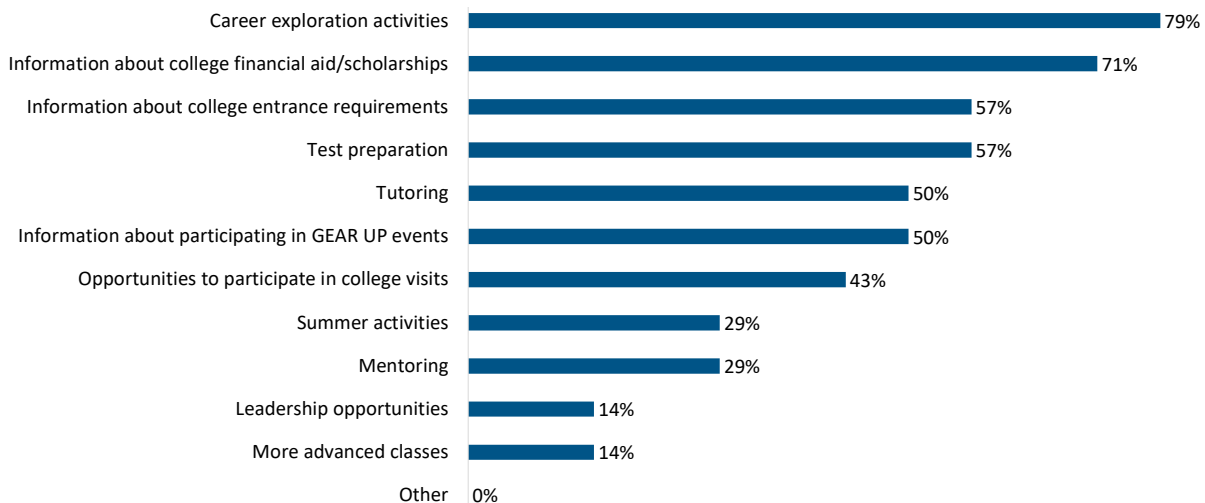
Are you aware that GEAR UP provides resources to help students plan for their education after high school and for career exploration at your student's school?



Would you like to receive more information about the services GEAR UP provides to you and your student?



Which of the following do you need from your student's school or GEAR UP to help your student be more successful in school and more prepared for college?*





School-Level Response Rates:

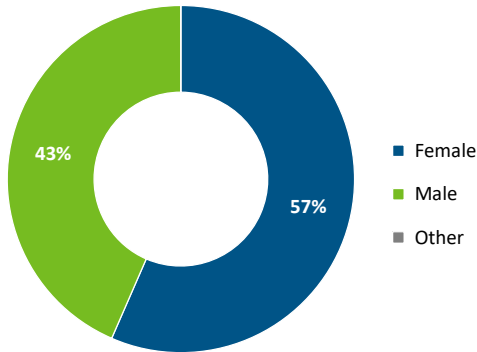
Total Enrollment	105
Surveys Received	48
Response Rate	46%

School Name: Webster County High School
 Survey Type: Parent Survey Report

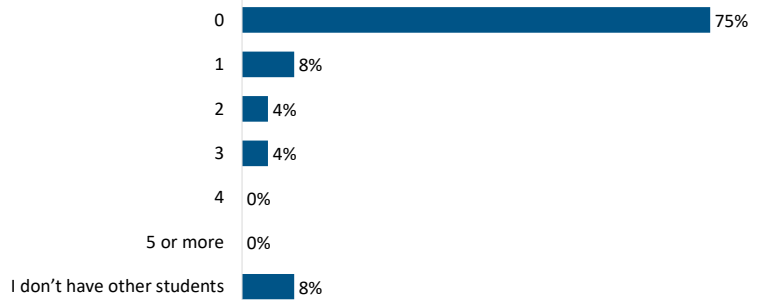
Notes: Throughout this report, all percentages are rounded to the nearest whole number; amounts lower than 0.5% are rounded down to 0%. An asterisk indicates a select all that apply question; amounts may exceed 100%.

Section 1: Background/Demographics

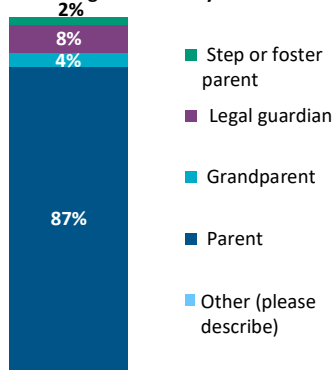
What is your student's gender?



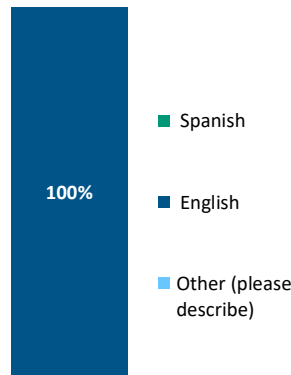
If you have other students, how many have attended or are currently attending college?



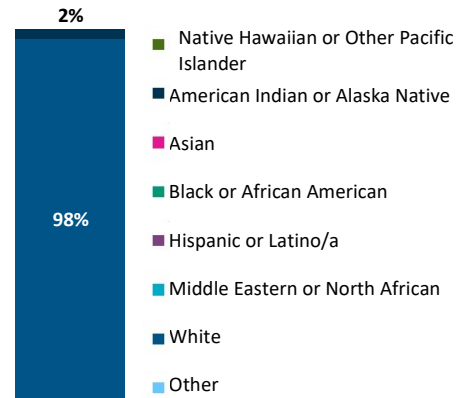
What is your relationship to the student who brought this survey home?*



What is the main language you speak at home?

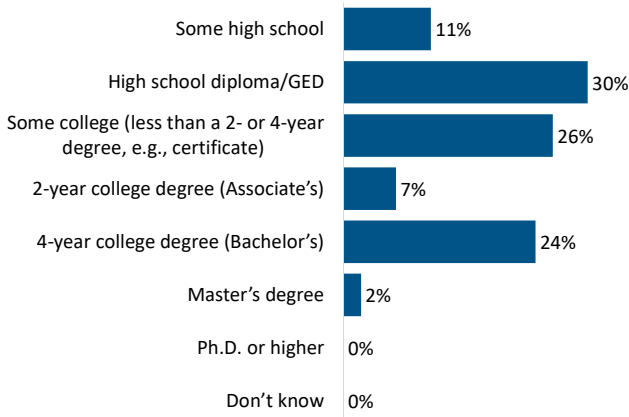


What is your race/ethnicity?*

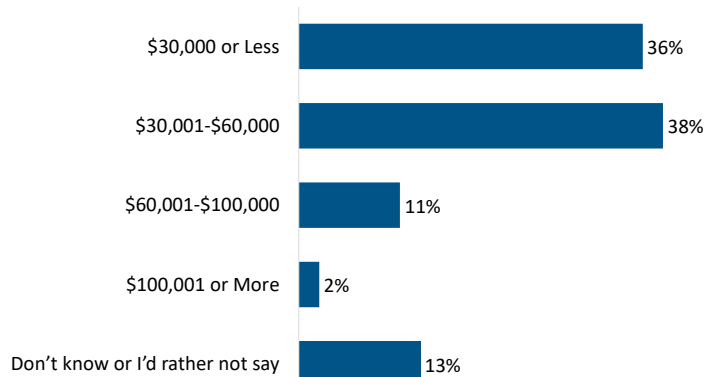


Note: Only those percentages greater than 0% are displayed in the three graphs above.

What is the highest level of education achieved by your student's parent(s)/guardian(s)?

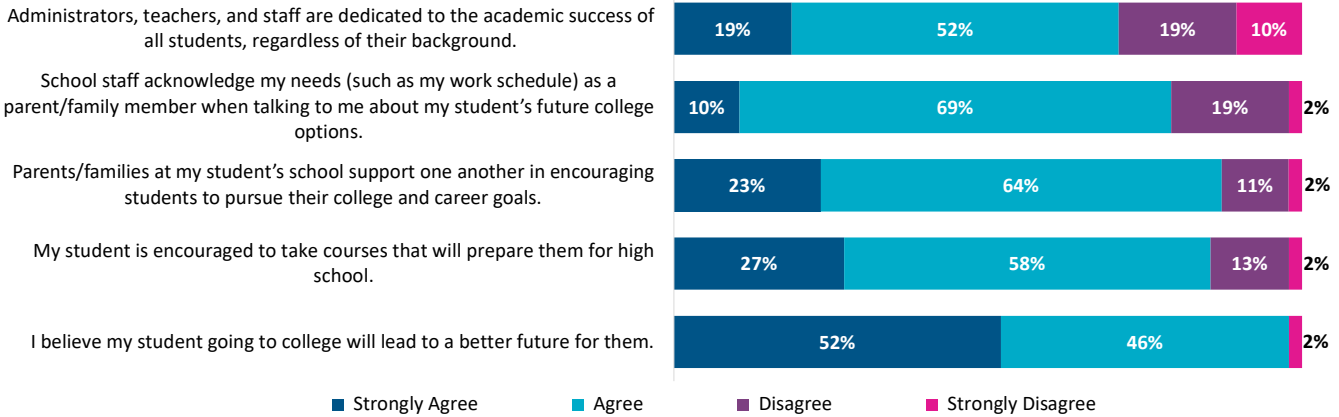


Which of the following options best describes your family's total income (before taxes) during the past 12 months?



Section 2: About Your Student's School

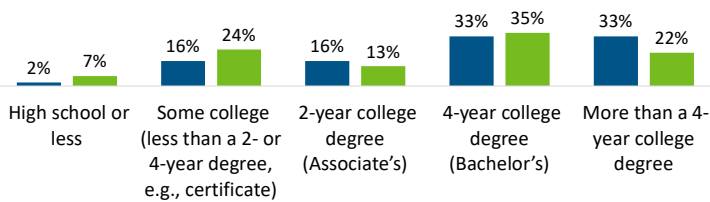
Please select how much you agree with the following statements about your student's school.



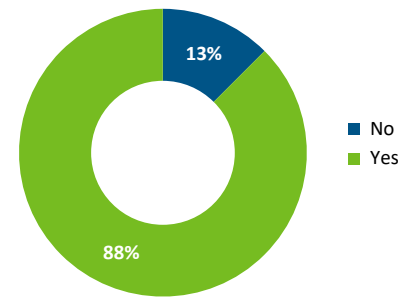
Section 3: Your Student's Educational Goals and Aspirations

What is the highest level of education that you...

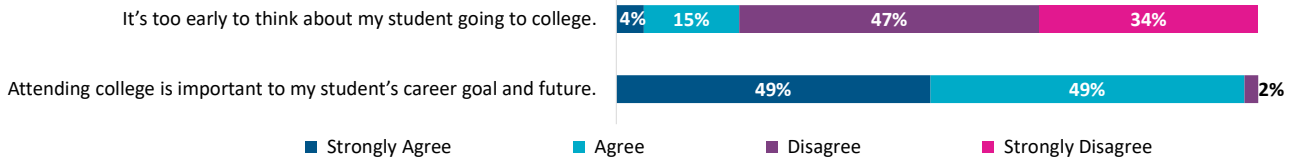
■ would like your student to get? ■ expect your student to get?



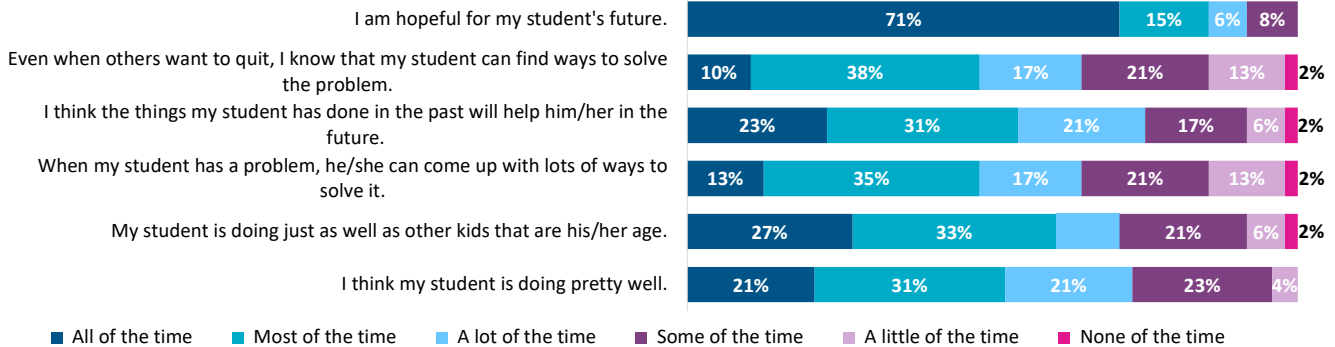
Have you talked with your student about attending college?



How strongly do you agree or disagree with the following statements?



Please read the following sentences below and think about how you/your student are doing in most situations.

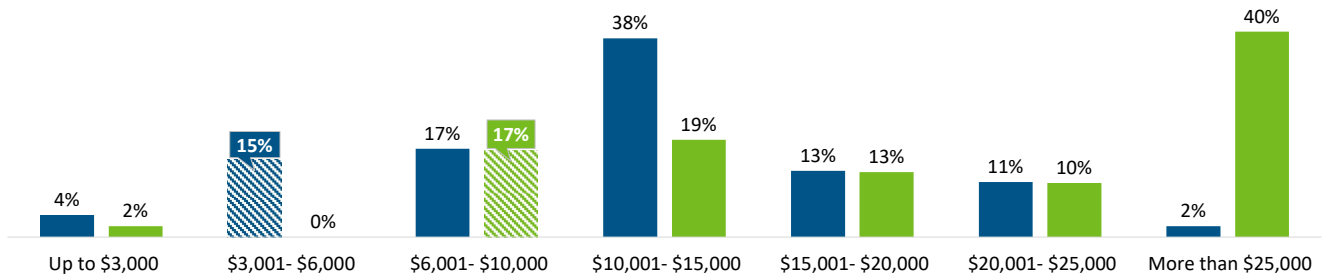


Section 4: College Knowledge and Awareness

On average, how much do you think it costs for one year of in-state tuition to attend the following college options in West Virginia?^

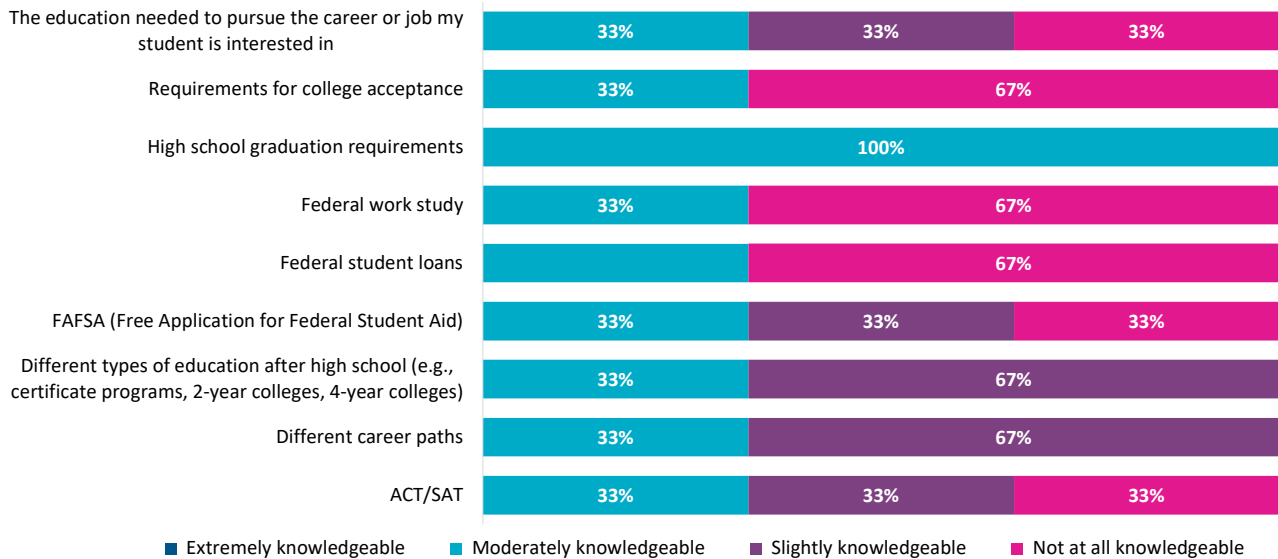
■ A 2-year public community/technical college in West Virginia

■ A 4-year public college in West Virginia



^The correct responses are indicated by a call-out box above a pattern filled bar.

Please rate your level of knowledge about the following topics.



Note: The above results are only from respondents who completed the online version of the parent survey and may not be generalizable to those who took the paper-based survey.

Financial aid programs available to West Virginia students^

This need-based U.S. financial aid program provided qualifying students up to \$6,495 during the 2021-22 school year. This amount does not need to be paid back.



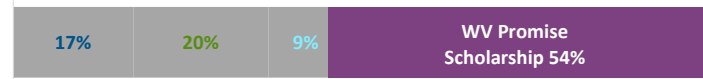
This need-based financial aid program for West Virginia students provided maximum annual awards of \$3,000 during the 2021-22 school year. This amount does not need to be paid back.



This financial aid program for West Virginia students enrolled in eligible certificate and associate degree programs provides aid to cover the remaining amount of tuition, mandatory fees, and academic program fees that are not covered by other scholarships and grants. This amount does not need to be paid back.

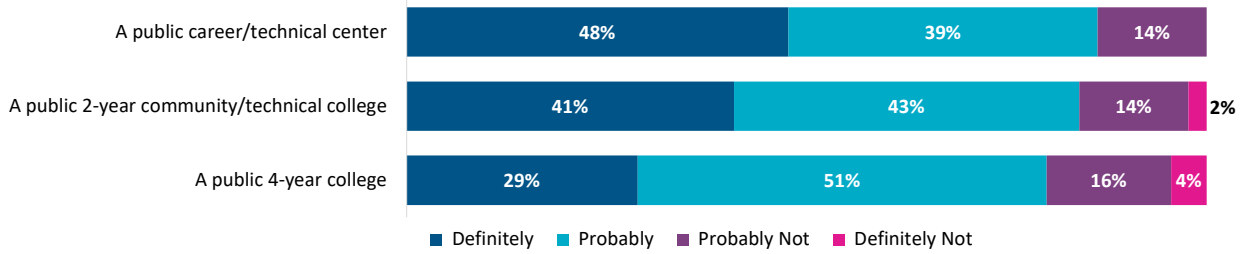


This merit-based financial aid program for West Virginia residents offers up to \$4,750 annually to cover the cost of tuition and mandatory fees. This amount does not need to be paid back.



^The correct responses are indicated by filled bar.

Do you think that your student could afford to attend one of the following types of colleges using financial aid, scholarships, and your family's resources?



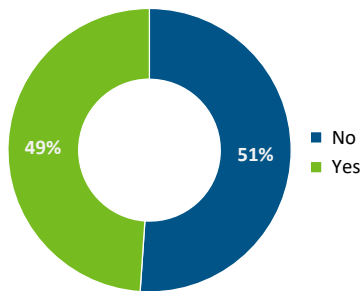
Section 5: College and Career Activities and Services

Have you participated in any of the family activities below? If you did attend, how helpful was the activity in helping you prepare for your student's future?

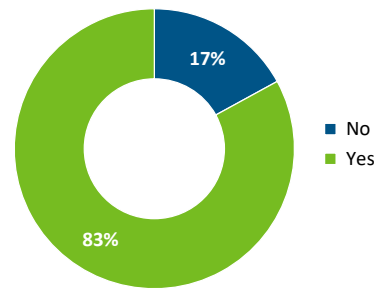
	extent participant found each of the following activities helpful				Number of Participants	non-participation status		
	Extremely helpful	Moderately helpful	Slightly helpful	Not at all helpful		Not offered/does not apply	Offered, but I did not attend	Number of Non-participants
Accessing CFWV.com portal	0%	14%	43%	43%	7	78%	22%	36
College campus visits	36%	9%	45%	9%	11	78%	22%	32
College for West Virginia (CFWV) workshops for families	0%	0%	67%	33%	6	75%	25%	36
Financial aid literacy and assistance	0%	13%	75%	13%	8	72%	28%	36

Note: Blue column percentages are based on those respondents who indicated participation in an activity. Pink column percentages are based on those respondents who indicated they did not participate in an activity.

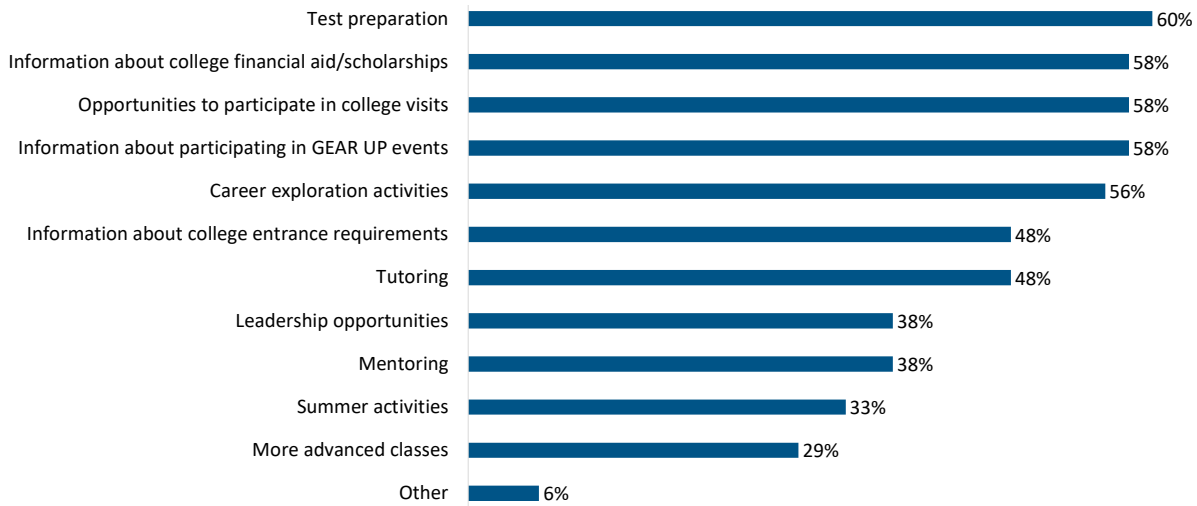
Are you aware that GEAR UP provides resources to help students plan for their education after high school and for career exploration at your student's school?



Would you like to receive more information about the services GEAR UP provides to you and your student?



Which of the following do you need from your student's school or GEAR UP to help your student be more successful in school and more prepared for college?*





School-Level Response Rates:

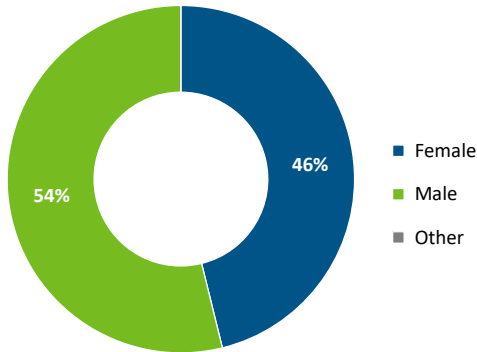
Total Enrollment	49
Surveys Received	26
Response Rate	53%

School Name: Williamson PK8
 Survey Type: Parent Survey Report

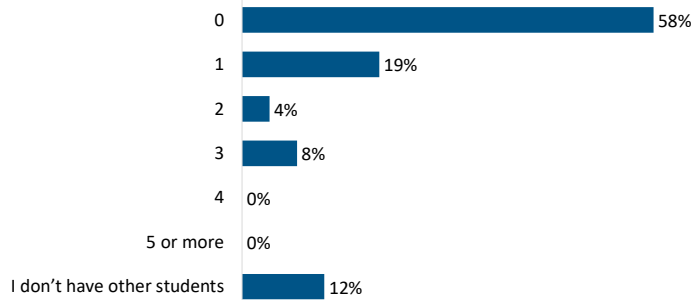
Notes: Throughout this report, all percentages are rounded to the nearest whole number; amounts lower than 0.5% are rounded down to 0%. An asterisk indicates a select all that apply question; amounts may exceed 100%.

Section 1: Background/Demographics

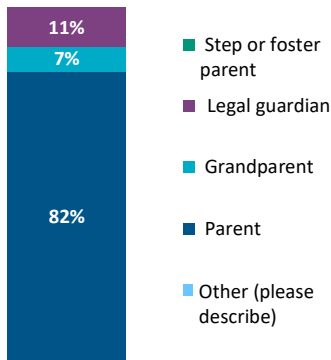
What is your student's gender?



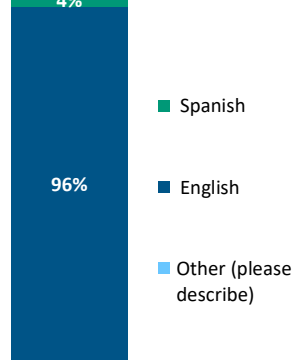
If you have other students, how many have attended or are currently attending college?



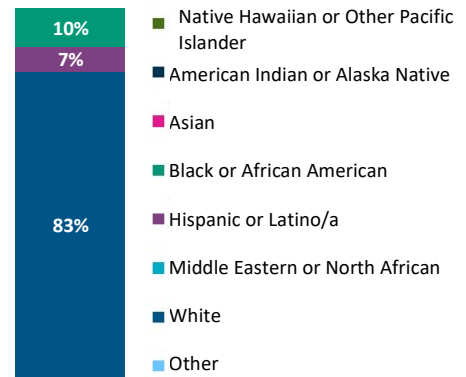
What is your relationship to the student who brought this survey home?*



What is the main language you speak at home?

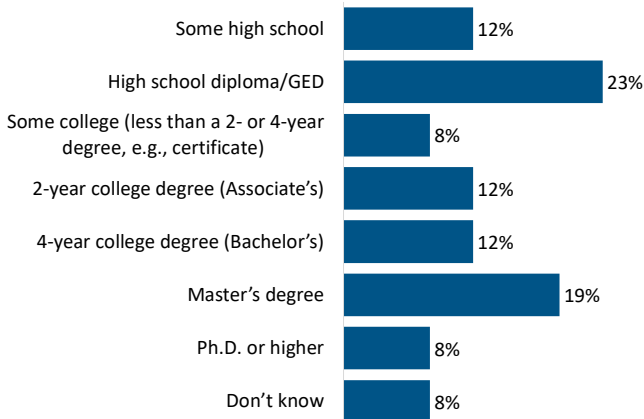


What is your race/ethnicity?*

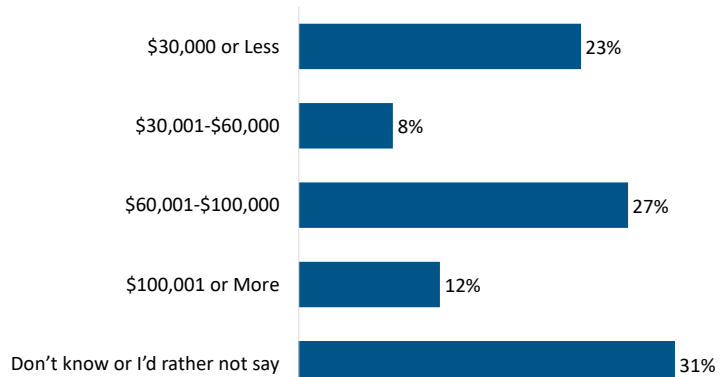


Note: Only those percentages greater than 0% are displayed in the three graphs above.

What is the highest level of education achieved by your student's parent(s)/guardian(s)?

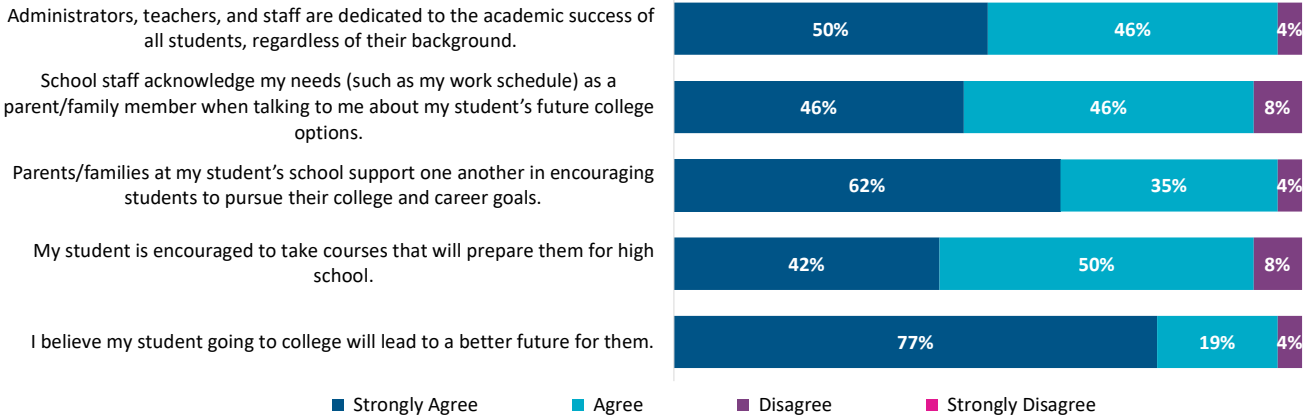


Which of the following options best describes your family's total income (before taxes) during the past 12 months?



Section 2: About Your Student's School

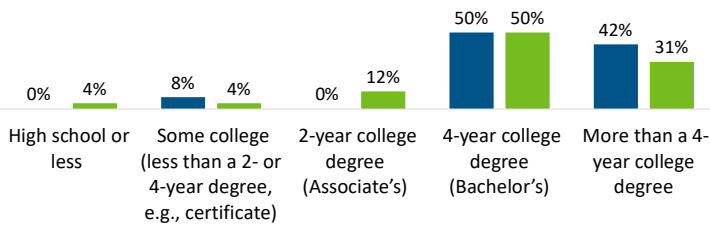
Please select how much you agree with the following statements about your student's school.



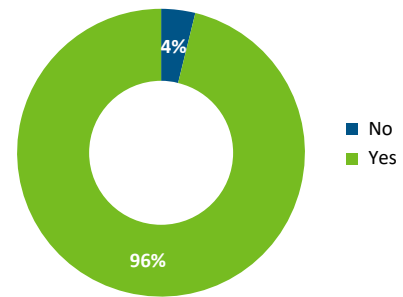
Section 3: Your Student's Educational Goals and Aspirations

What is the highest level of education that you...

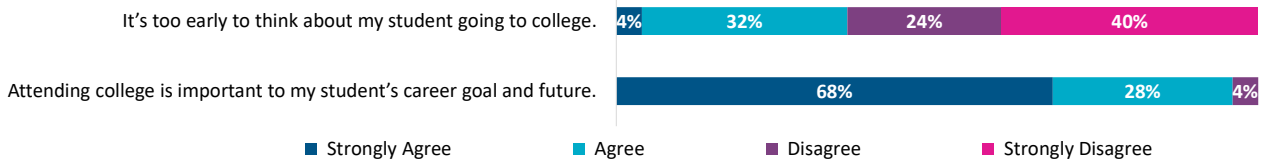
■ would like your student to get? ■ expect your student to get?



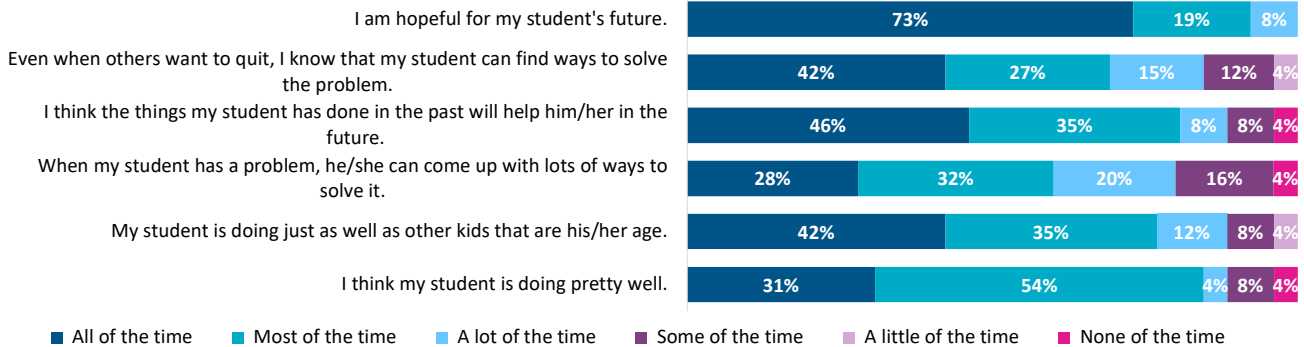
Have you talked with your student about attending college?



How strongly do you agree or disagree with the following statements?

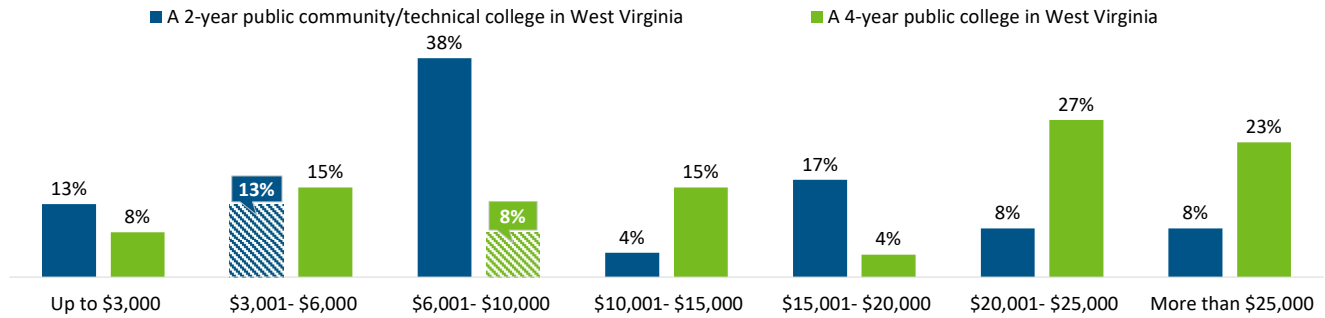


Please read the following sentences below and think about how you/your student are doing in most situations.



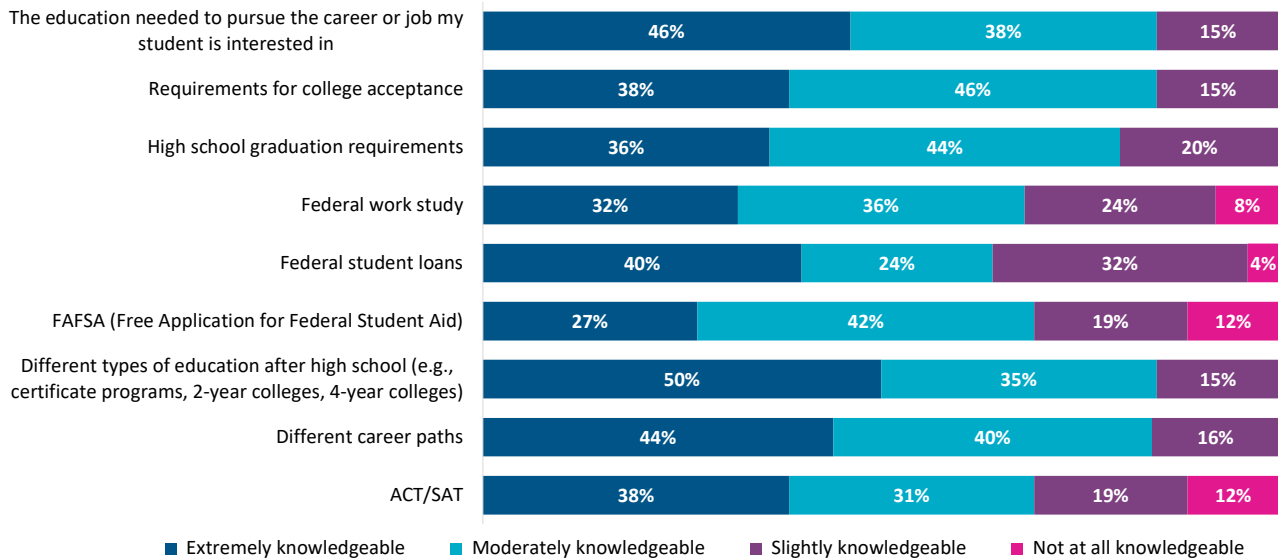
Section 4: College Knowledge and Awareness

On average, how much do you think it costs for one year of in-state tuition to attend the following college options in West Virginia?^



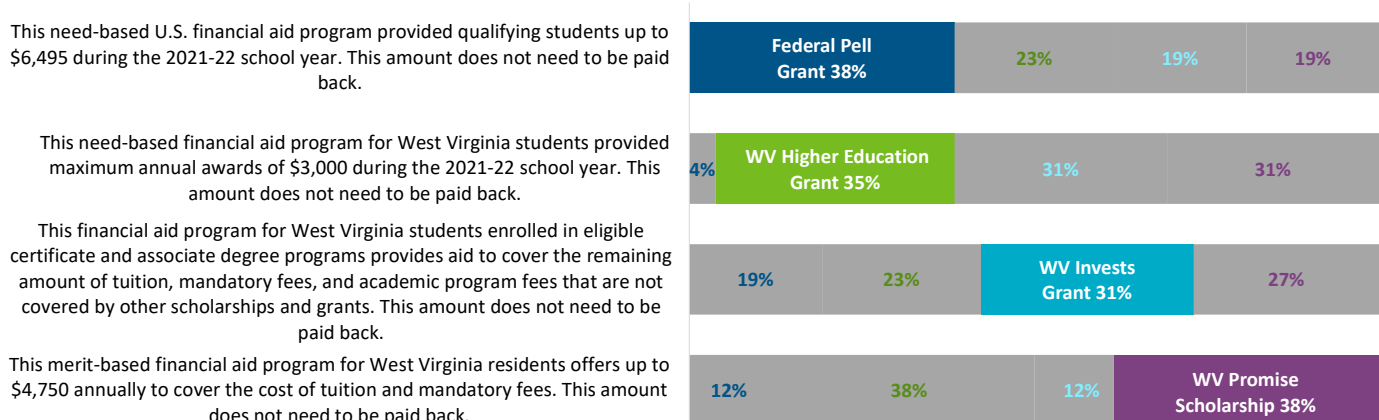
^The correct responses are indicated by a call-out box above a pattern filled bar.

Please rate your level of knowledge about the following topics.



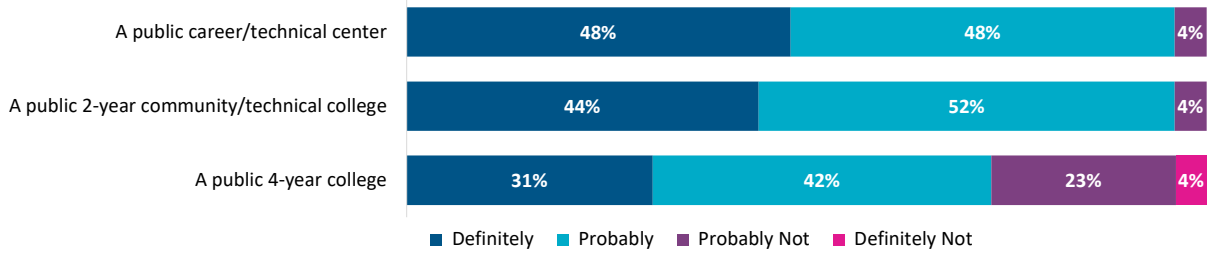
Note: The above results are only from respondents who completed the online version of the parent survey and may not be generalizable to those who took the paper-based survey.

Financial aid programs available to West Virginia students^



^The correct responses are indicated by filled bar.

Do you think that your student could afford to attend one of the following types of colleges using financial aid, scholarships, and your family's resources?



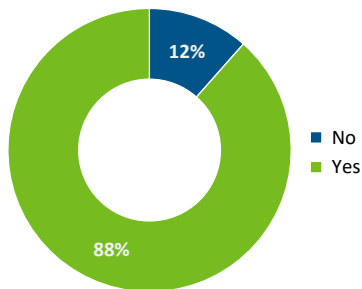
Section 5: College and Career Activities and Services

Have you participated in any of the family activities below? If you did attend, how helpful was the activity in helping you prepare for your student's future?

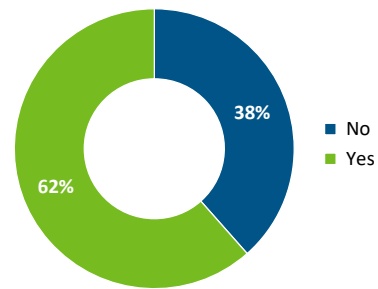
	extent participant found each of the following activities helpful				Number of Participants	non-participation status		
	Extremely helpful	Moderately helpful	Slightly helpful	Not at all helpful		Not offered/does not apply	Offered, but I did not attend	Number of Non-participants
Accessing CFWV.com portal	40%	33%	27%	0%	15	100%	0%	11
College campus visits	41%	35%	24%	0%	17	100%	0%	9
College for West Virginia (CFWV) workshops for families	21%	43%	29%	7%	14	100%	0%	12
Financial aid literacy and assistance	50%	29%	14%	7%	14	100%	0%	11

Note: Blue column percentages are based on those respondents who indicated participation in an activity. Pink column percentages are based on those respondents who indicated they did not participate in an activity.

Are you aware that GEAR UP provides resources to help students plan for their education after high school and for career exploration at your student's school?



Would you like to receive more information about the services GEAR UP provides to you and your student?



Which of the following do you need from your student's school or GEAR UP to help your student be more successful in school and more prepared for college?*

