



County-Level Response Rates:

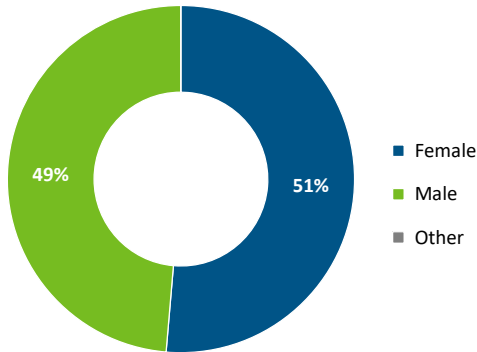
Total Enrollment	256
Surveys Received	75
Response Rate	29%

School Name: **Boone County**
 Survey Type: **Parent Survey Report**

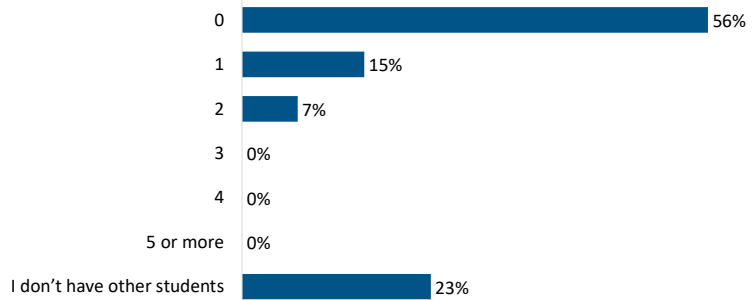
Notes: Throughout this report, all percentages are rounded to the nearest whole number; amounts lower than 0.5% are rounded down to 0%. An asterisk indicates a select all that apply question; amounts may exceed 100%.

Section 1: Background/Demographics

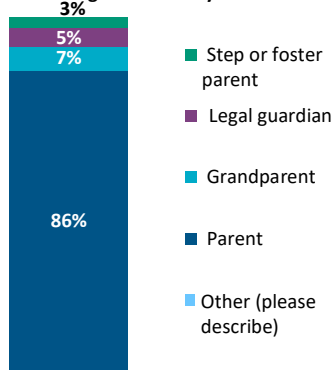
What is your student's gender?



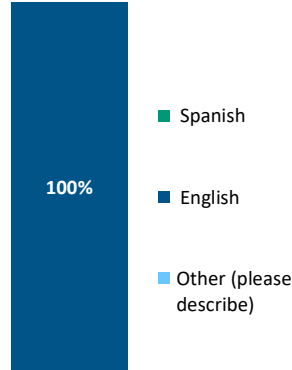
If you have other students, how many have attended or are currently attending college?



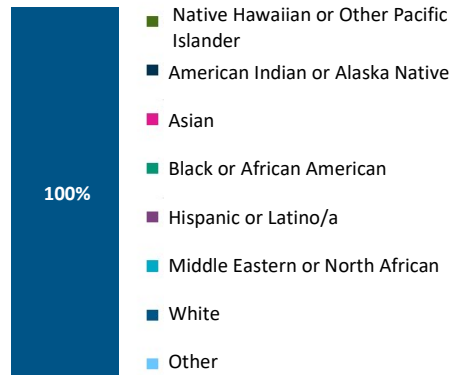
What is your relationship to the student who brought this survey home?*



What is the main language you speak at home?

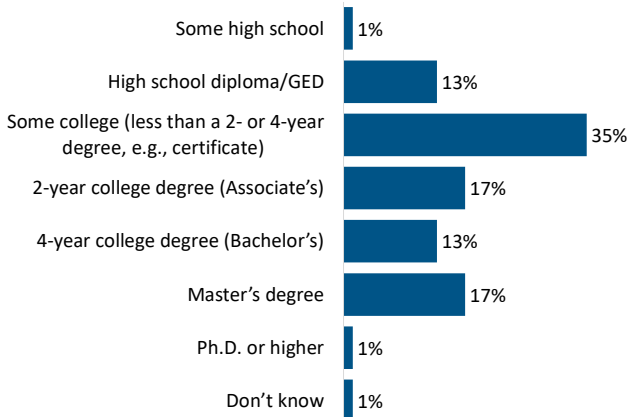


What is your race/ethnicity?*

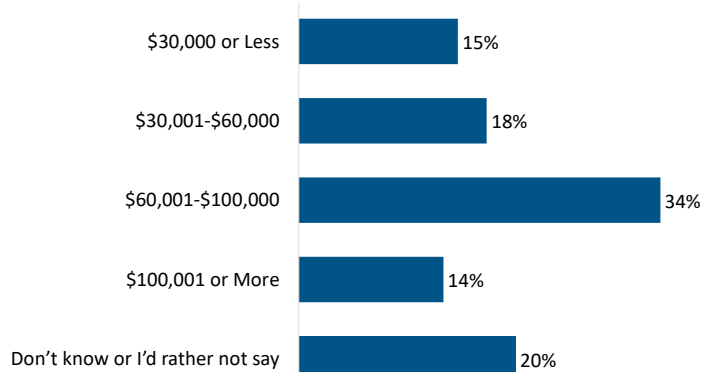


Note: Only those percentages greater than 0% are displayed in the three graphs above.

What is the highest level of education achieved by your student's parent(s)/guardian(s)?

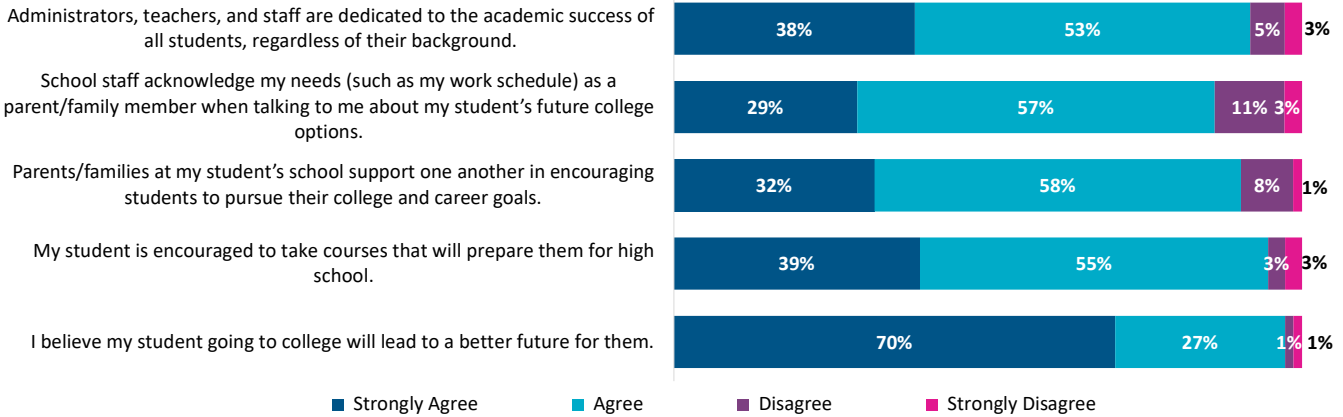


Which of the following options best describes your family's total income (before taxes) during the past 12 months?



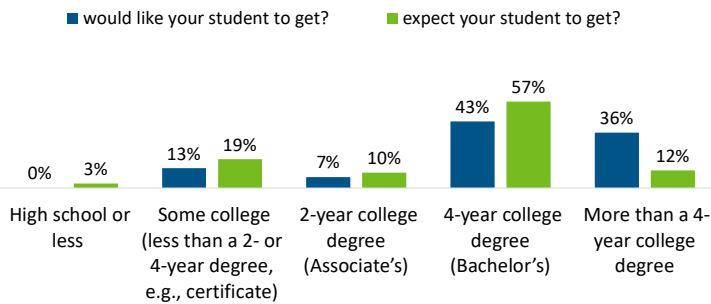
Section 2: About Your Student's School

Please select how much you agree with the following statements about your student's school.

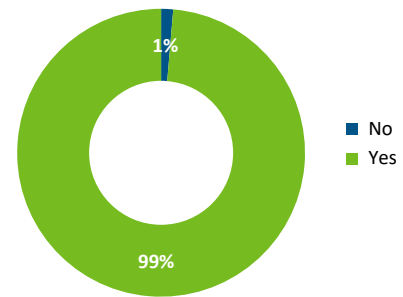


Section 3: Your Student's Educational Goals and Aspirations

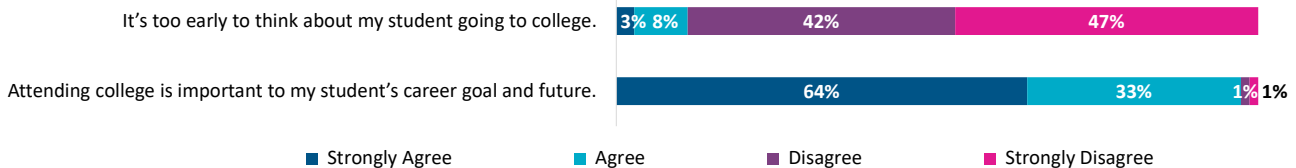
What is the highest level of education that you...



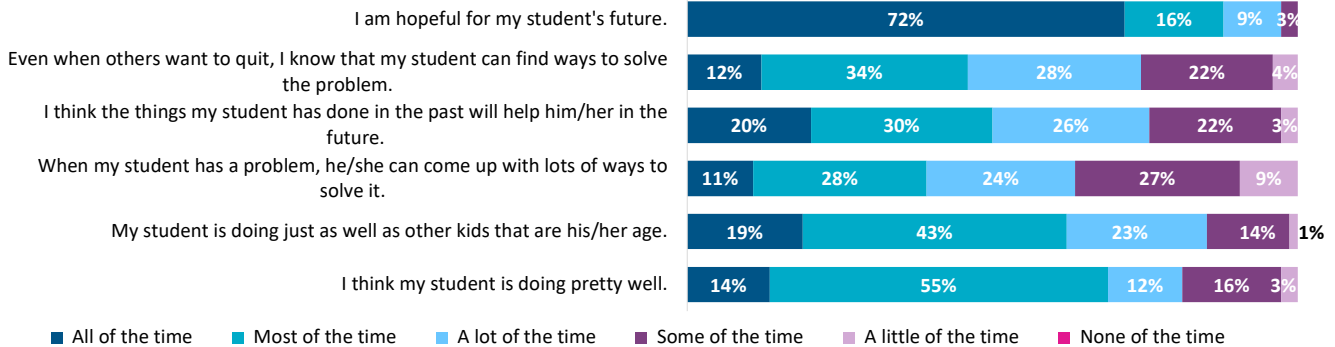
Have you talked with your student about attending college?



How strongly do you agree or disagree with the following statements?



Please read the following sentences below and think about how you/your student are doing in most situations.

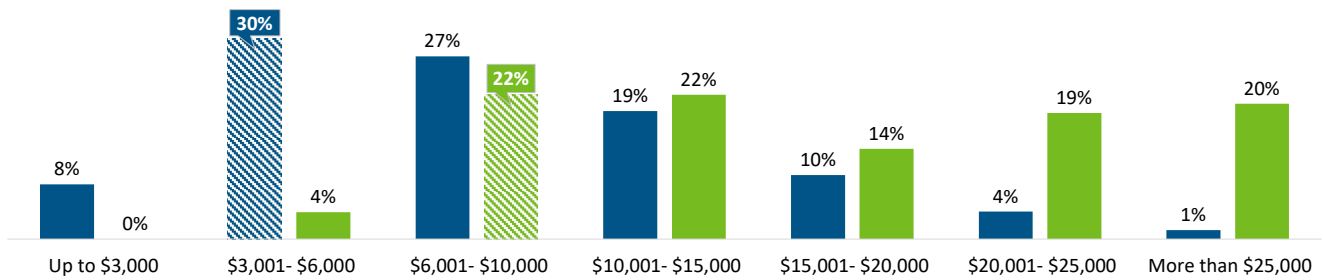


Section 4: College Knowledge and Awareness

On average, how much do you think it costs for one year of in-state tuition to attend the following college options in West Virginia?^

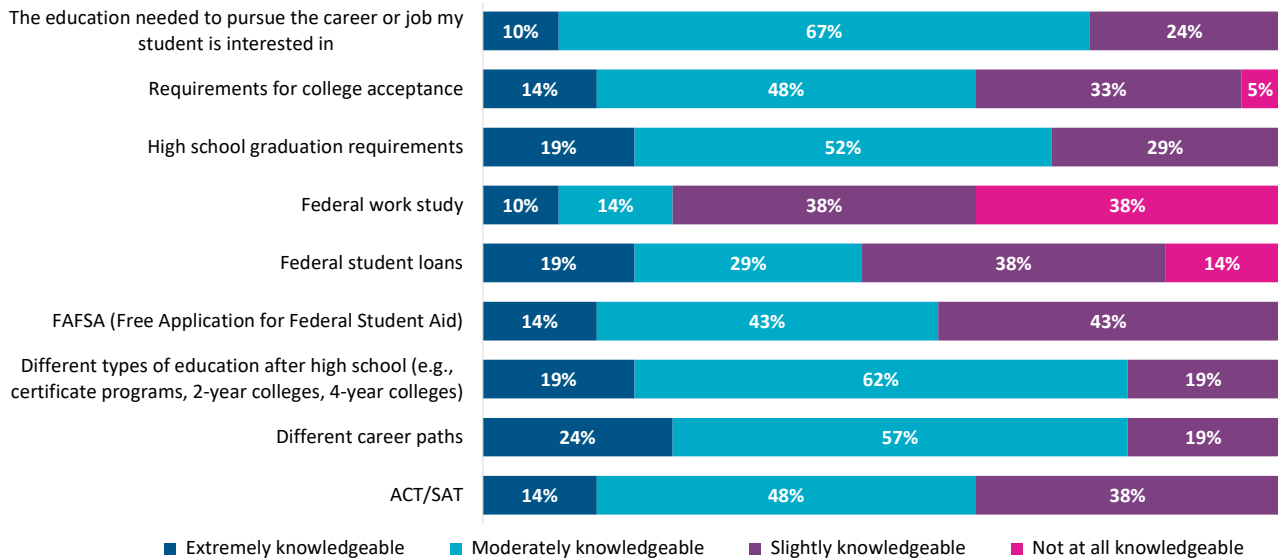
■ A 2-year public community/technical college in West Virginia

■ A 4-year public college in West Virginia



^The correct responses are indicated by a call-out box above a pattern filled bar.

Please rate your level of knowledge about the following topics.



Note: The above results are only from respondents who completed the online version of the parent survey and may not be generalizable to those who took the paper-based survey.

Financial aid programs available to West Virginia students^

This need-based U.S. financial aid program provided qualifying students up to \$6,495 during the 2021-22 school year. This amount does not need to be paid back.



This need-based financial aid program for West Virginia students provided maximum annual awards of \$3,000 during the 2021-22 school year. This amount does not need to be paid back.



This financial aid program for West Virginia students enrolled in eligible certificate and associate degree programs provides aid to cover the remaining amount of tuition, mandatory fees, and academic program fees that are not covered by other scholarships and grants. This amount does not need to be paid back.

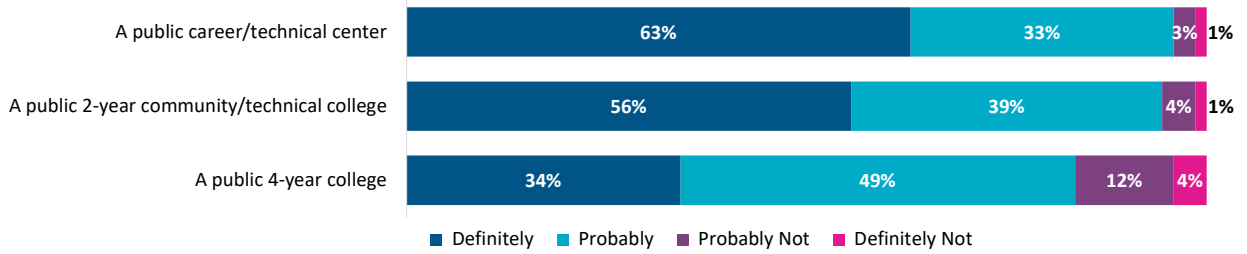


This merit-based financial aid program for West Virginia residents offers up to \$4,750 annually to cover the cost of tuition and mandatory fees. This amount does not need to be paid back.



^The correct responses are indicated by filled bar.

Do you think that your student could afford to attend one of the following types of colleges using financial aid, scholarships, and your family's resources?



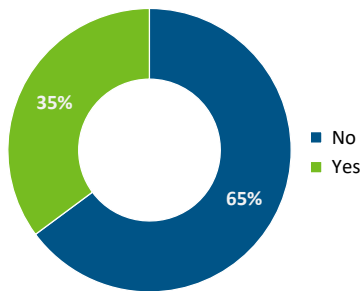
Section 5: College and Career Activities and Services

Have you participated in any of the family activities below? If you did attend, how helpful was the activity in helping you prepare for your student's future?

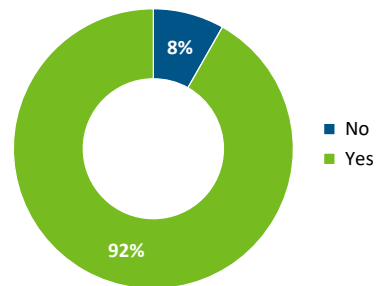
	extent participant found each of the following activities helpful				Number of Participants	non-participation status		
	Extremely helpful	Moderately helpful	Slightly helpful	Not at all helpful		Not offered/does not apply	Offered, but I did not attend	Number of Non-participants
Accessing CFWV.com portal	33%	40%	13%	13%	15	92%	8%	50
College campus visits	55%	27%	9%	9%	22	95%	5%	44
College for West Virginia (CFWV) workshops for families	22%	22%	22%	33%	9	91%	9%	57
Financial aid literacy and assistance	35%	24%	35%	6%	17	92%	8%	49

Note: Blue column percentages are based on those respondents who indicated participation in an activity. Pink column percentages are based on those respondents who indicated they did not participate in an activity.

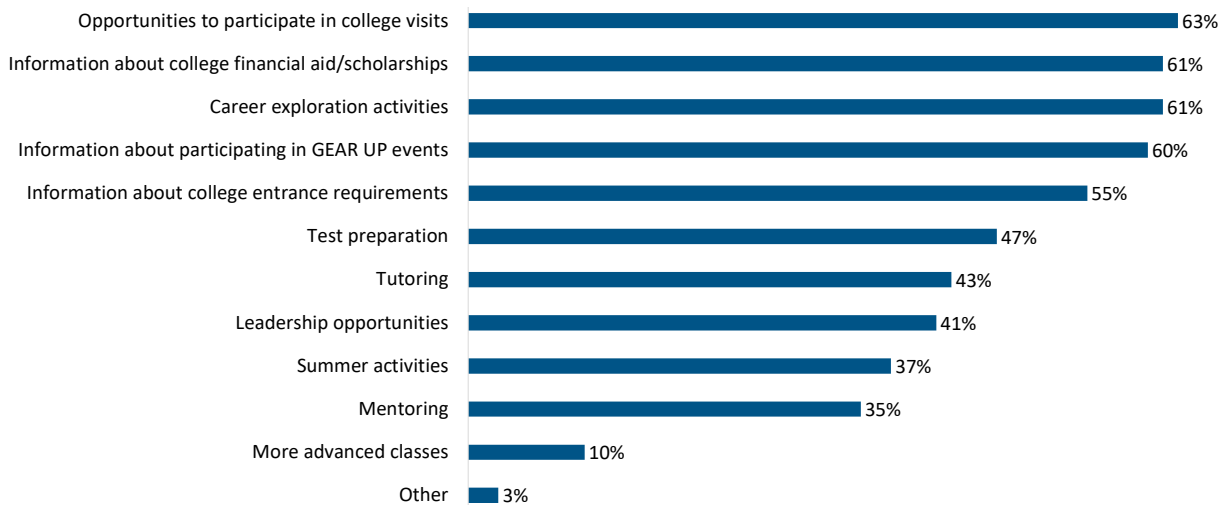
Are you aware that GEAR UP provides resources to help students plan for their education after high school and for career exploration at your student's school?



Would you like to receive more information about the services GEAR UP provides to you and your student?



Which of the following do you need from your student's school or GEAR UP to help your student be more successful in school and more prepared for college?*





County-Level Response Rates:

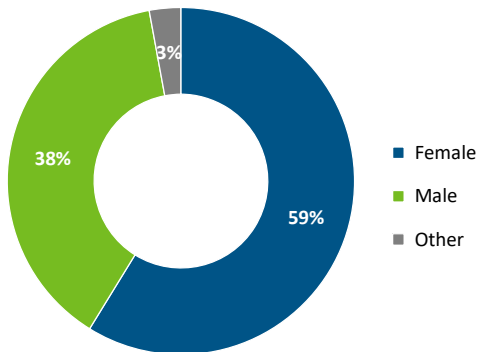
Total Enrollment	206
Surveys Received	34
Response Rate	17%

School Name: **Lincoln County**
 Survey Type: **Parent Survey Report**

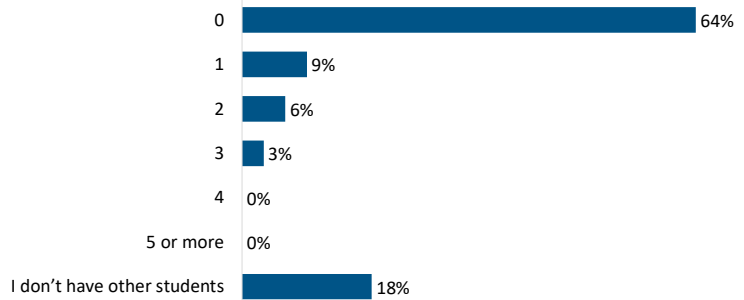
Notes: Throughout this report, all percentages are rounded to the nearest whole number; amounts lower than 0.5% are rounded down to 0%. An asterisk indicates a select all that apply question; amounts may exceed 100%.

Section 1: Background/Demographics

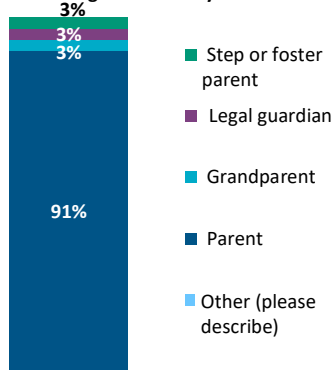
What is your student's gender?



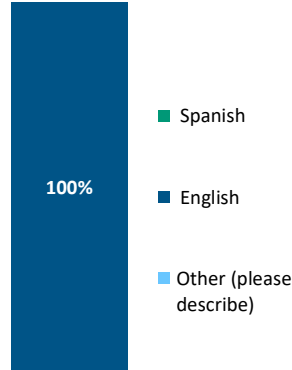
If you have other students, how many have attended or are currently attending college?



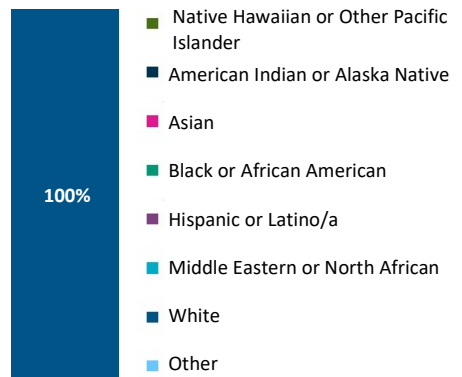
What is your relationship to the student who brought this survey home?*



What is the main language you speak at home?




What is your race/ethnicity?*

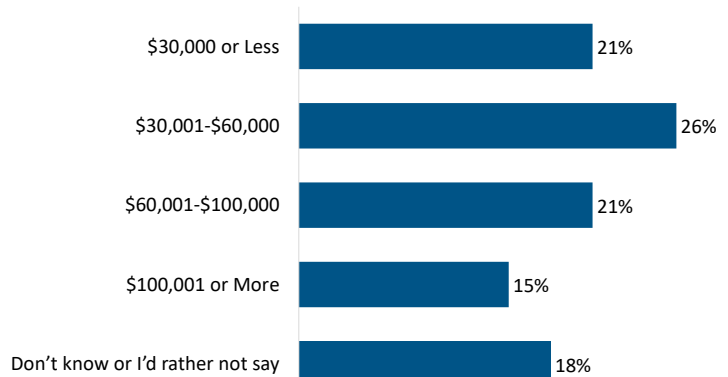


Note: Only those percentages greater than 0% are displayed in the three graphs above.

What is the highest level of education achieved by your student's parent(s)/guardian(s)?

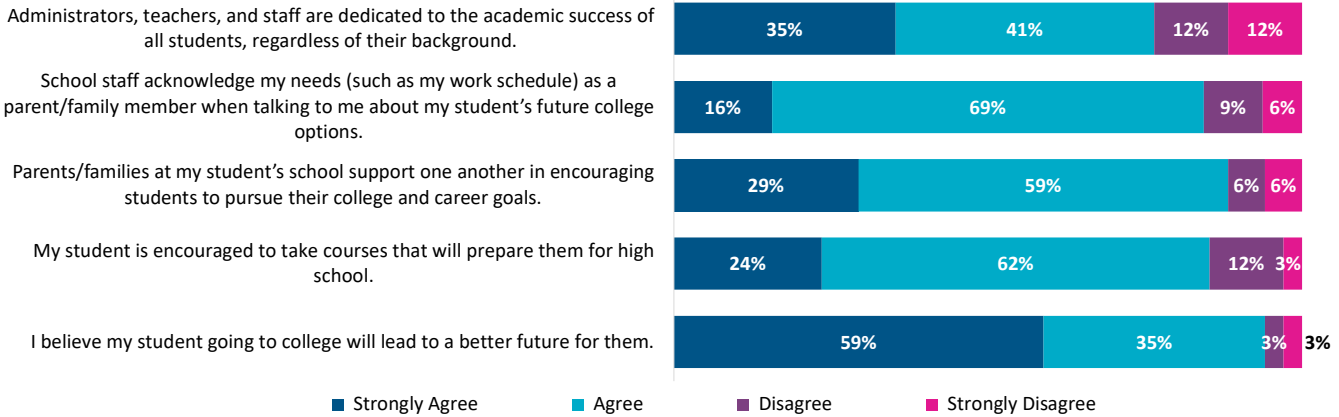


Which of the following options best describes your family's total income (before taxes) during the past 12 months?



Section 2: About Your Student's School

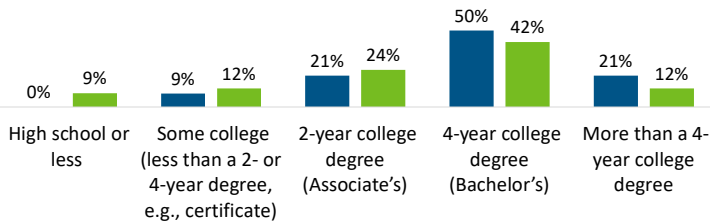
Please select how much you agree with the following statements about your student's school.



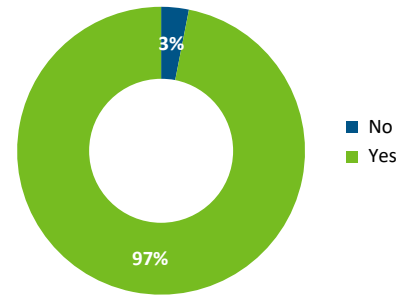
Section 3: Your Student's Educational Goals and Aspirations

What is the highest level of education that you...

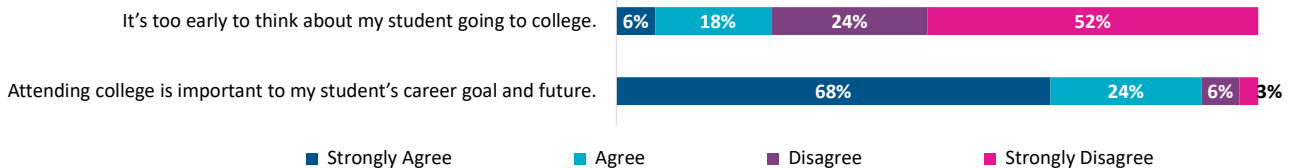
■ would like your student to get? ■ expect your student to get?



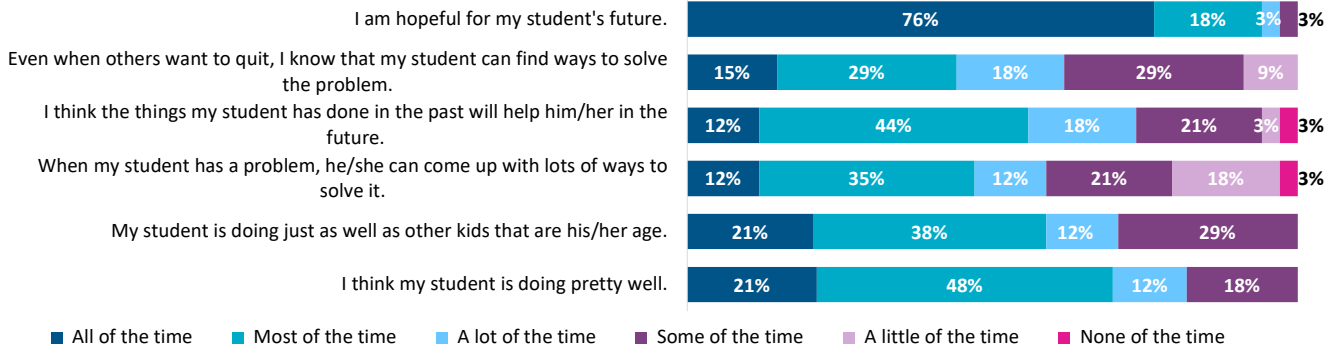
Have you talked with your student about attending college?



How strongly do you agree or disagree with the following statements?



Please read the following sentences below and think about how you/your student are doing in most situations.

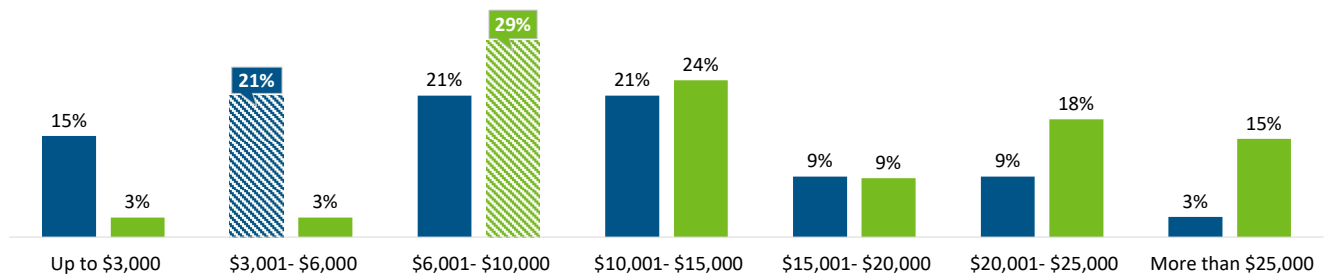


Section 4: College Knowledge and Awareness

On average, how much do you think it costs for one year of in-state tuition to attend the following college options in West Virginia?^

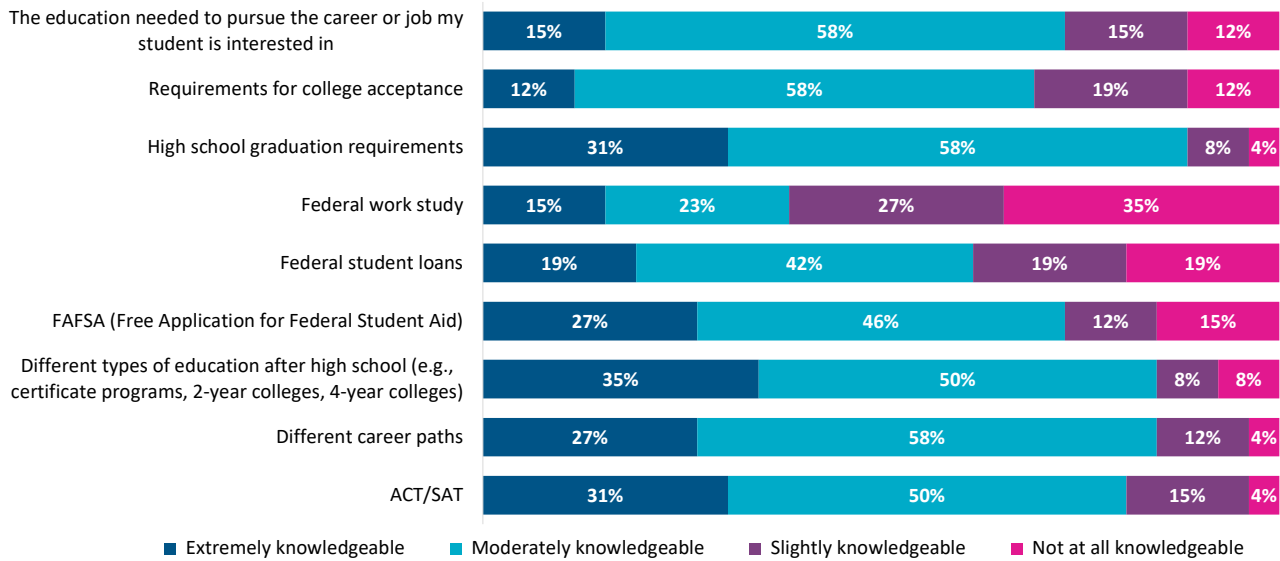
■ A 2-year public community/technical college in West Virginia

■ A 4-year public college in West Virginia



^The correct responses are indicated by a call-out box above a pattern filled bar.

Please rate your level of knowledge about the following topics.



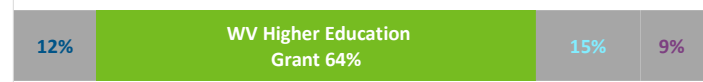
Note: The above results are only from respondents who completed the online version of the parent survey and may not be generalizable to those who took the paper-based survey.

Financial aid programs available to West Virginia students^

This need-based U.S. financial aid program provided qualifying students up to \$6,495 during the 2021-22 school year. This amount does not need to be paid back.



This need-based financial aid program for West Virginia students provided maximum annual awards of \$3,000 during the 2021-22 school year. This amount does not need to be paid back.



This financial aid program for West Virginia students enrolled in eligible certificate and associate degree programs provides aid to cover the remaining amount of tuition, mandatory fees, and academic program fees that are not covered by other scholarships and grants. This amount does not need to be paid back.

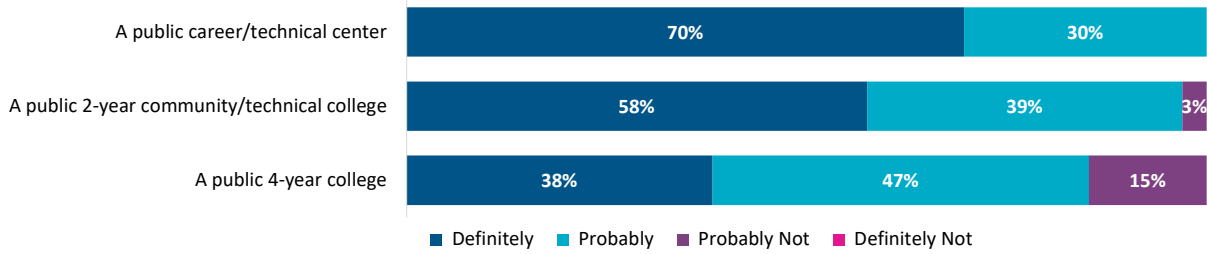


This merit-based financial aid program for West Virginia residents offers up to \$4,750 annually to cover the cost of tuition and mandatory fees. This amount does not need to be paid back.



^The correct responses are indicated by filled bar.

Do you think that your student could afford to attend one of the following types of colleges using financial aid, scholarships, and your family's resources?



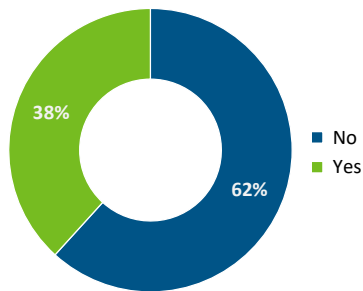
Section 5: College and Career Activities and Services

Have you participated in any of the family activities below? If you did attend, how helpful was the activity in helping you prepare for your student's future?

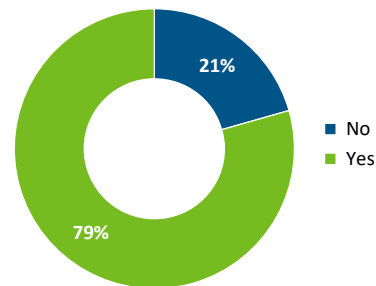
	extent participant found each of the following activities helpful				Number of Participants	non-participation status		
	Extremely helpful	Moderately helpful	Slightly helpful	Not at all helpful		Not offered/does not apply	Offered, but I did not attend	Number of Non-participants
Accessing CFWV.com portal	50%	50%	0%	0%	2	97%	3%	32
College campus visits	25%	50%	25%	0%	4	97%	3%	30
College for West Virginia (CFWV) workshops for families	50%	50%	0%	0%	2	100%	0%	32
Financial aid literacy and assistance	25%	0%	50%	25%	4	97%	3%	30

Note: Blue column percentages are based on those respondents who indicated participation in an activity. Pink column percentages are based on those respondents who indicated they did not participate in an activity.

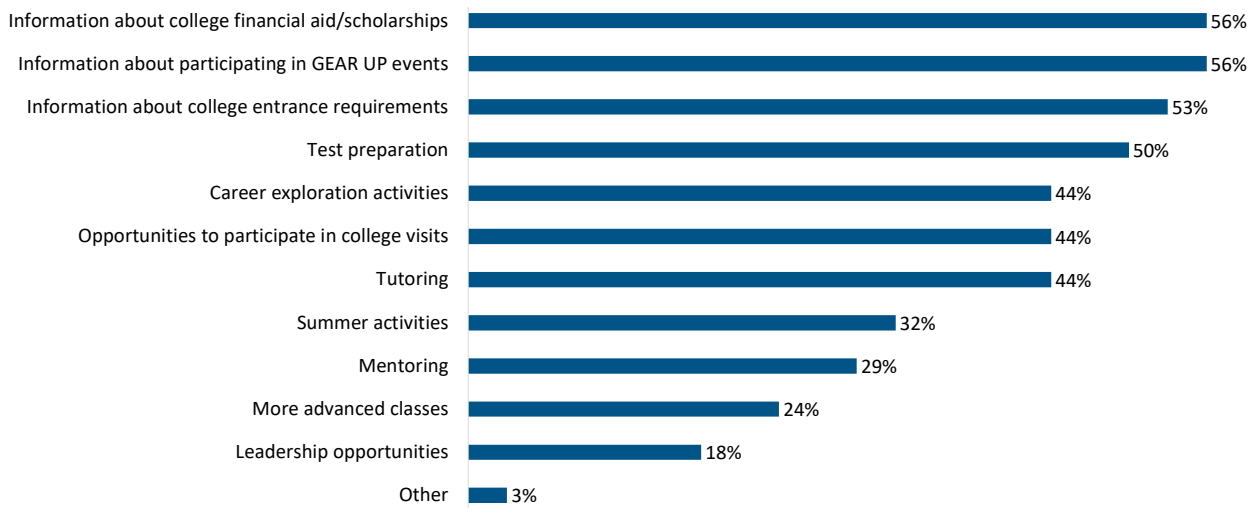
Are you aware that GEAR UP provides resources to help students plan for their education after high school and for career exploration at your student's school?



Would you like to receive more information about the services GEAR UP provides to you and your student?



Which of the following do you need from your student's school or GEAR UP to help your student be more successful in school and more prepared for college?*





County-Level Response Rates:

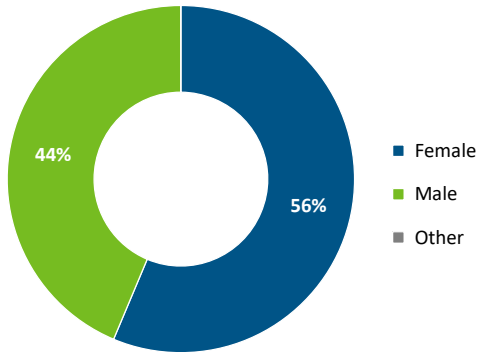
Total Enrollment	374
Surveys Received	127
Response Rate	34%

School Name: Logan County
 Survey Type: Parent Survey Report

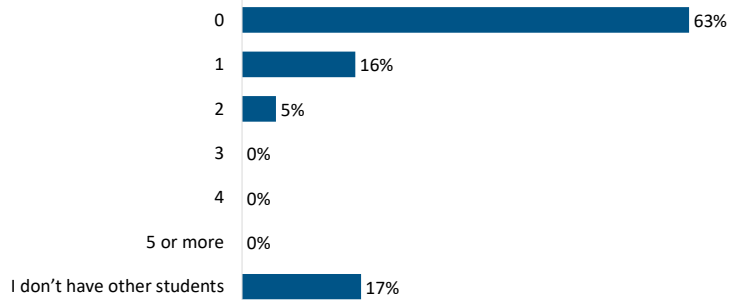
Notes: Throughout this report, all percentages are rounded to the nearest whole number; amounts lower than 0.5% are rounded down to 0%. An asterisk indicates a select all that apply question; amounts may exceed 100%.

Section 1: Background/Demographics

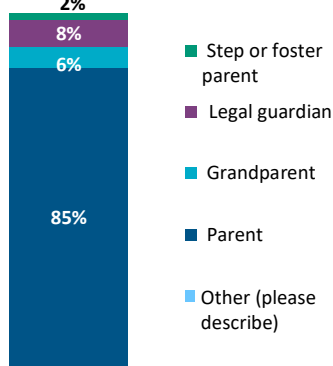
What is your student's gender?



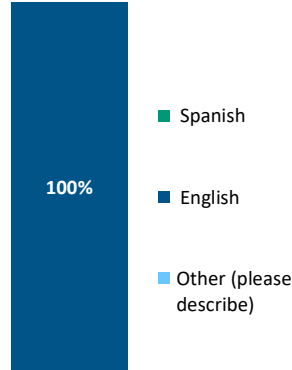
If you have other students, how many have attended or are currently attending college?



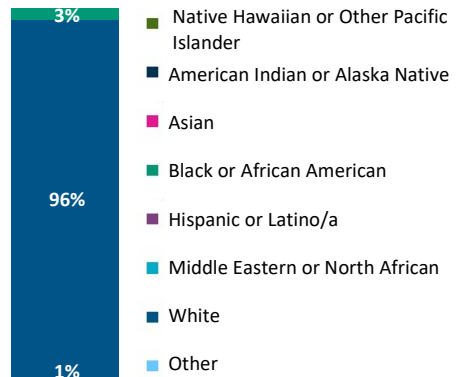
What is your relationship to the student who brought this survey home?*



What is the main language you speak at home?

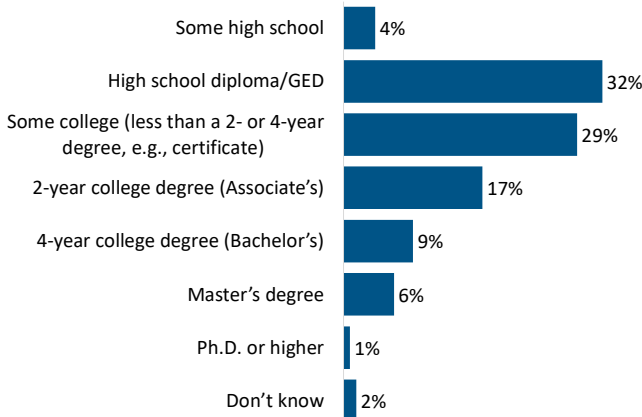


What is your race/ethnicity?*

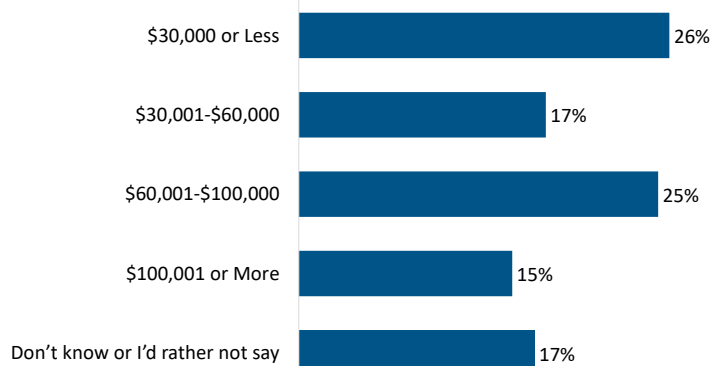


Note: Only those percentages greater than 0% are displayed in the three graphs above.

What is the highest level of education achieved by your student's parent(s)/guardian(s)?

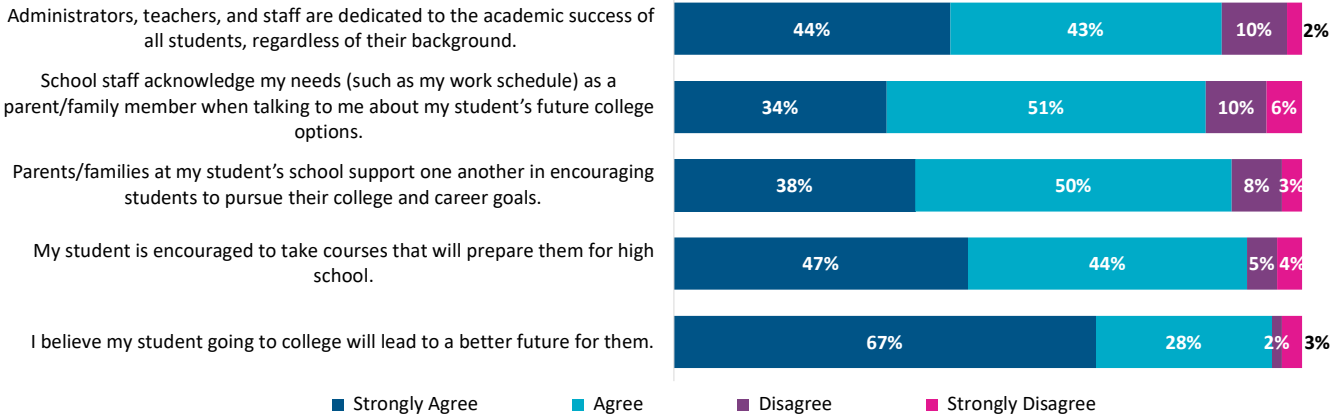


Which of the following options best describes your family's total income (before taxes) during the past 12 months?



Section 2: About Your Student's School

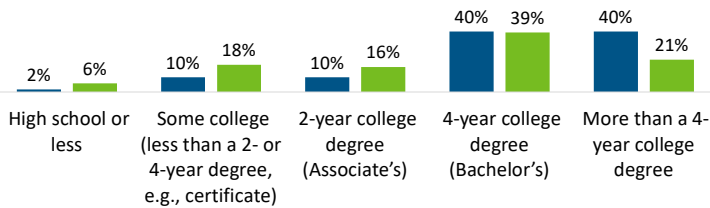
Please select how much you agree with the following statements about your student's school.



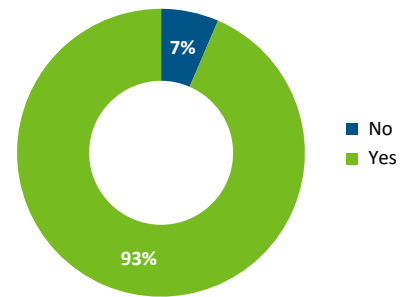
Section 3: Your Student's Educational Goals and Aspirations

What is the highest level of education that you...

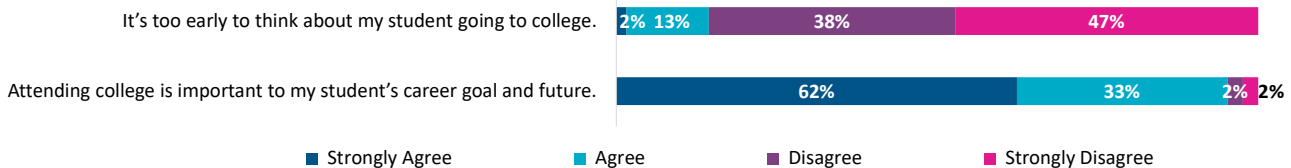
■ would like your student to get? ■ expect your student to get?



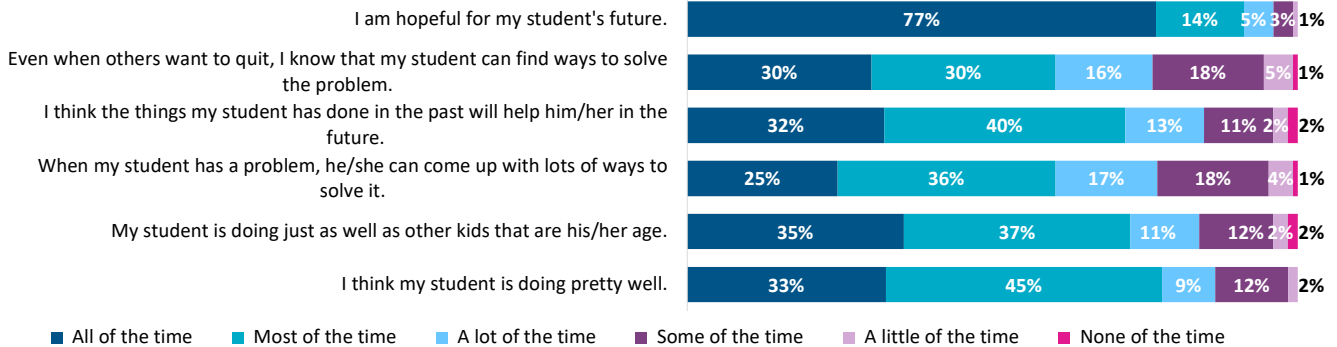
Have you talked with your student about attending college?



How strongly do you agree or disagree with the following statements?

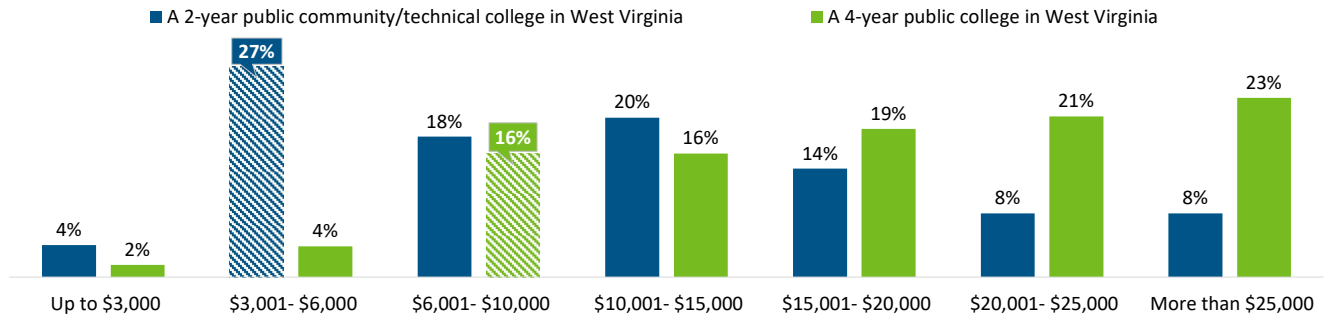


Please read the following sentences below and think about how you/your student are doing in most situations.



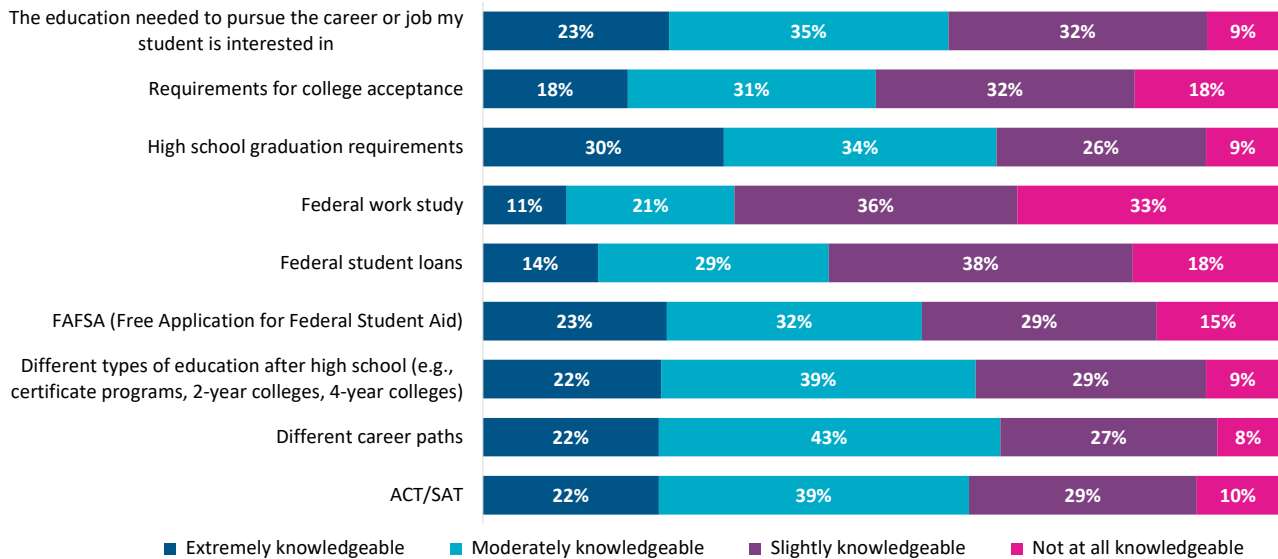
Section 4: College Knowledge and Awareness

On average, how much do you think it costs for one year of in-state tuition to attend the following college options in West Virginia?^



^The correct responses are indicated by a call-out box above a pattern filled bar.

Please rate your level of knowledge about the following topics.



Note: The above results are only from respondents who completed the online version of the parent survey and may not be generalizable to those who took the paper-based survey.

Financial aid programs available to West Virginia students^

This need-based U.S. financial aid program provided qualifying students up to \$6,495 during the 2021-22 school year. This amount does not need to be paid back.



This need-based financial aid program for West Virginia students provided maximum annual awards of \$3,000 during the 2021-22 school year. This amount does not need to be paid back.



This financial aid program for West Virginia students enrolled in eligible certificate and associate degree programs provides aid to cover the remaining amount of tuition, mandatory fees, and academic program fees that are not covered by other scholarships and grants. This amount does not need to be paid back.

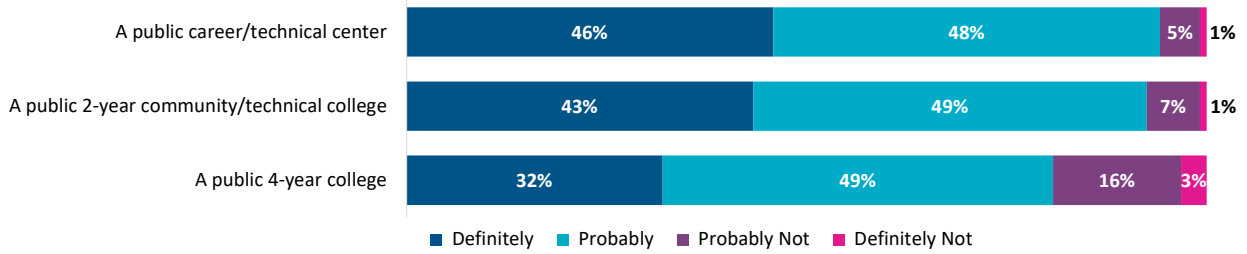


This merit-based financial aid program for West Virginia residents offers up to \$4,750 annually to cover the cost of tuition and mandatory fees. This amount does not need to be paid back.



^The correct responses are indicated by filled bar.

Do you think that your student could afford to attend one of the following types of colleges using financial aid, scholarships, and your family's resources?



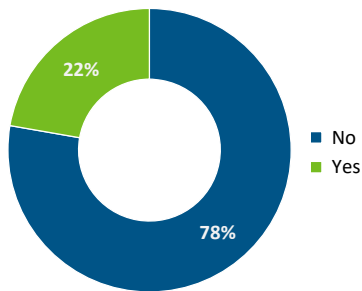
Section 5: College and Career Activities and Services

Have you participated in any of the family activities below? If you did attend, how helpful was the activity in helping you prepare for your student's future?

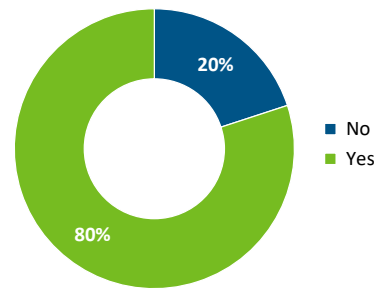
	extent participant found each of the following activities helpful				Number of Participants	non-participation status		
	Extremely helpful	Moderately helpful	Slightly helpful	Not at all helpful		Not offered/does not apply	Offered, but I did not attend	Number of Non-participants
Accessing CFWV.com portal	33%	27%	27%	13%	15	93%	7%	102
College campus visits	33%	33%	29%	4%	24	92%	8%	95
College for West Virginia (CFWV) workshops for families	31%	31%	25%	13%	16	91%	9%	105
Financial aid literacy and assistance	28%	39%	28%	6%	18	92%	8%	100

Note: Blue column percentages are based on those respondents who indicated participation in an activity. Pink column percentages are based on those respondents who indicated they did not participate in an activity.

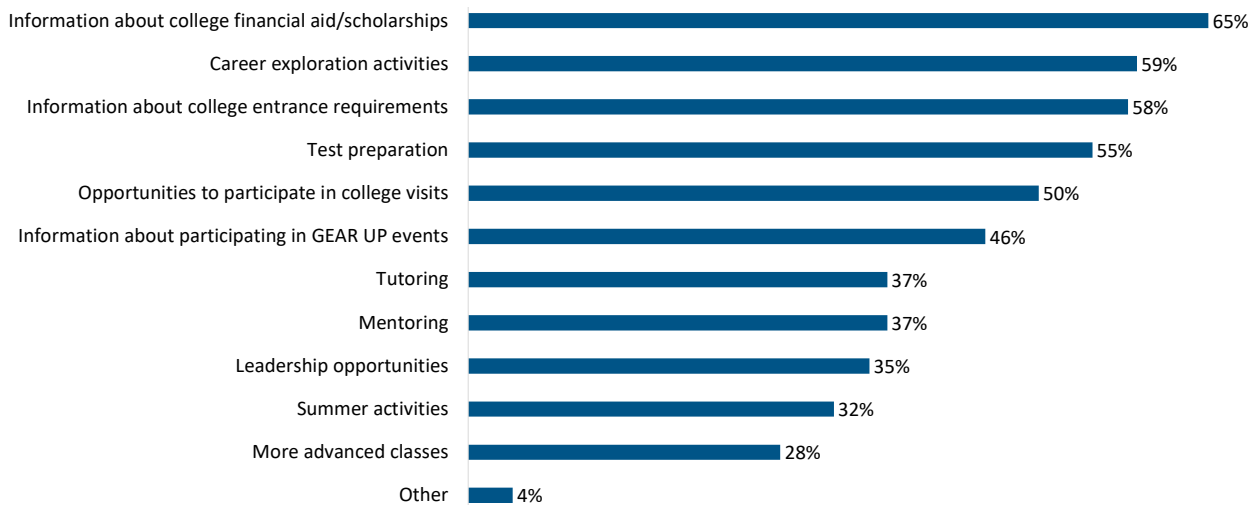
Are you aware that GEAR UP provides resources to help students plan for their education after high school and for career exploration at your student's school?



Would you like to receive more information about the services GEAR UP provides to you and your student?



Which of the following do you need from your student's school or GEAR UP to help your student be more successful in school and more prepared for college?*





County-Level Response Rates:

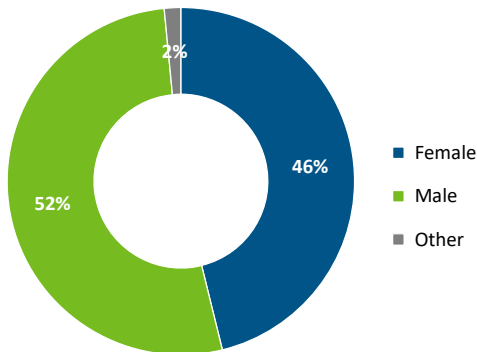
Total Enrollment	278
Surveys Received	66
Response Rate	24%

School Name: **Mason County**
 Survey Type: **Parent Survey Report**

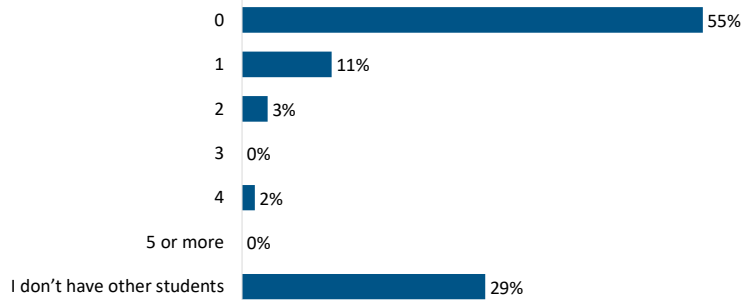
Notes: Throughout this report, all percentages are rounded to the nearest whole number; amounts lower than 0.5% are rounded down to 0%. An asterisk indicates a select all that apply question; amounts may exceed 100%.

Section 1: Background/Demographics

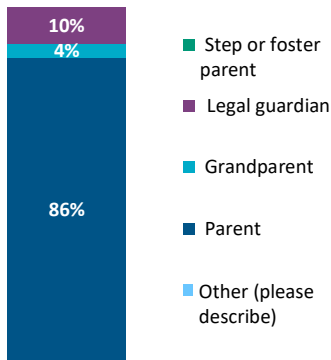
What is your student's gender?



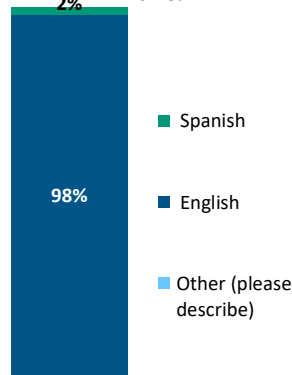
If you have other students, how many have attended or are currently attending college?



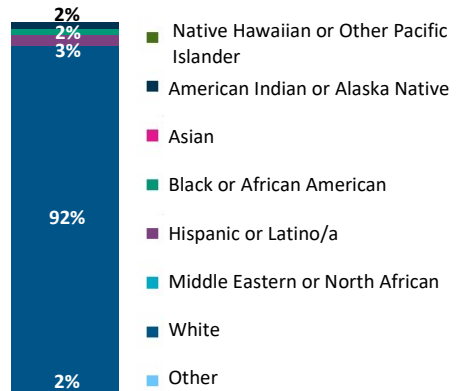
What is your relationship to the student who brought this survey home?*



What is the main language you speak at home?

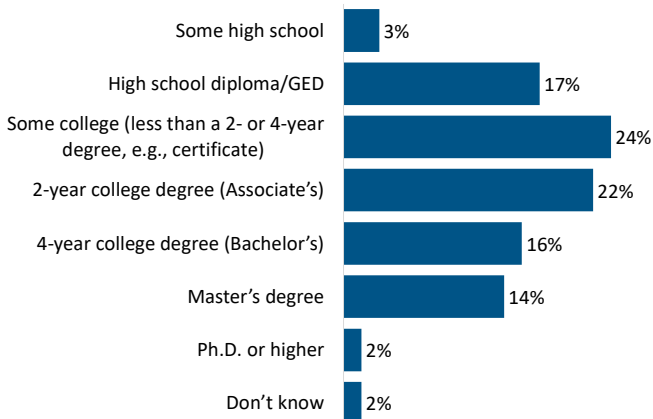


What is your race/ethnicity?*

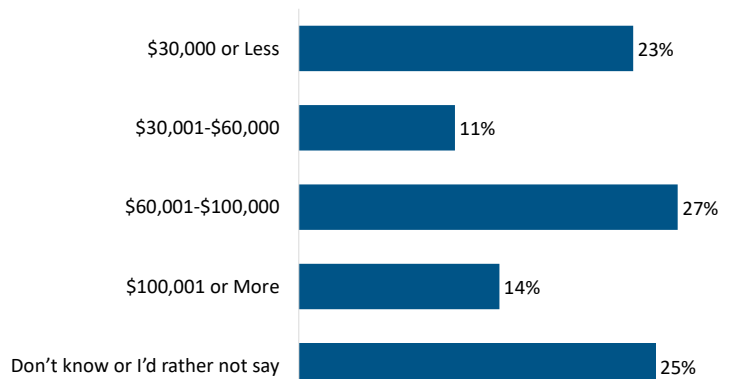


Note: Only those percentages greater than 0% are displayed in the three graphs above.

What is the highest level of education achieved by your student's parent(s)/guardian(s)?

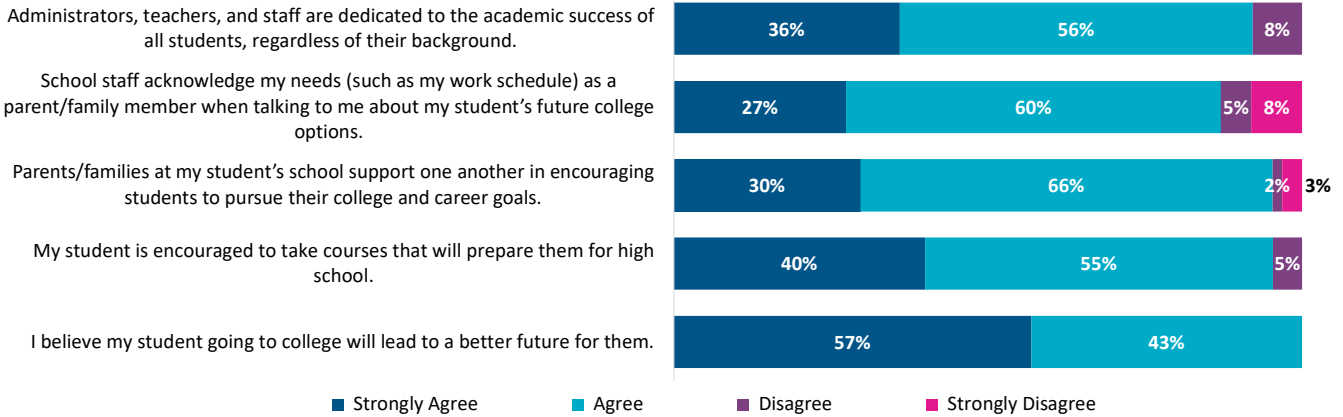


Which of the following options best describes your family's total income (before taxes) during the past 12 months?



Section 2: About Your Student's School

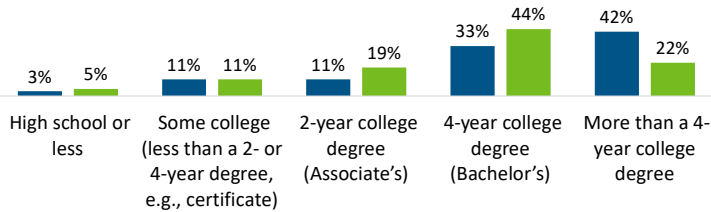
Please select how much you agree with the following statements about your student's school.



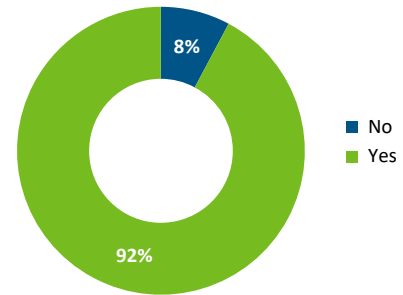
Section 3: Your Student's Educational Goals and Aspirations

What is the highest level of education that you...

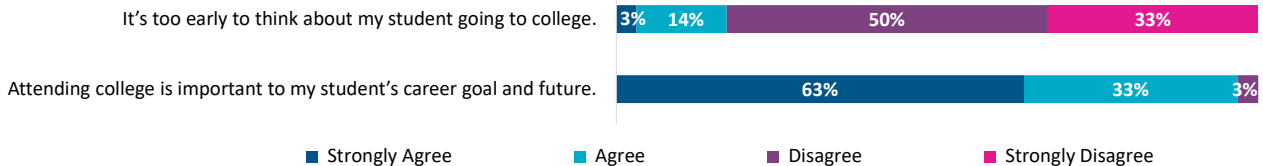
■ would like your student to get? ■ expect your student to get?



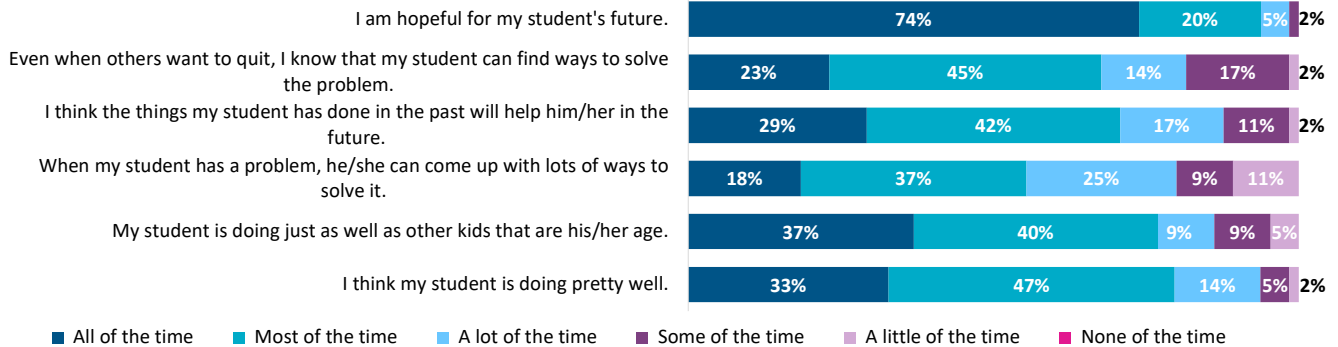
Have you talked with your student about attending college?



How strongly do you agree or disagree with the following statements?



Please read the following sentences below and think about how you/your student are doing in most situations.

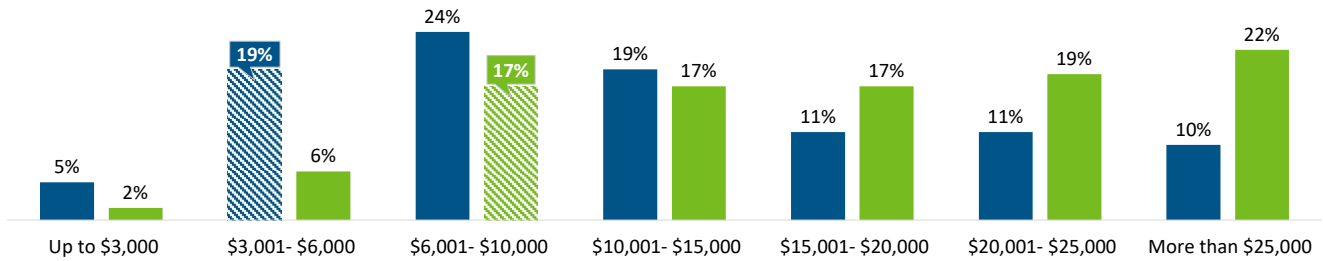


Section 4: College Knowledge and Awareness

On average, how much do you think it costs for one year of in-state tuition to attend the following college options in West Virginia?^

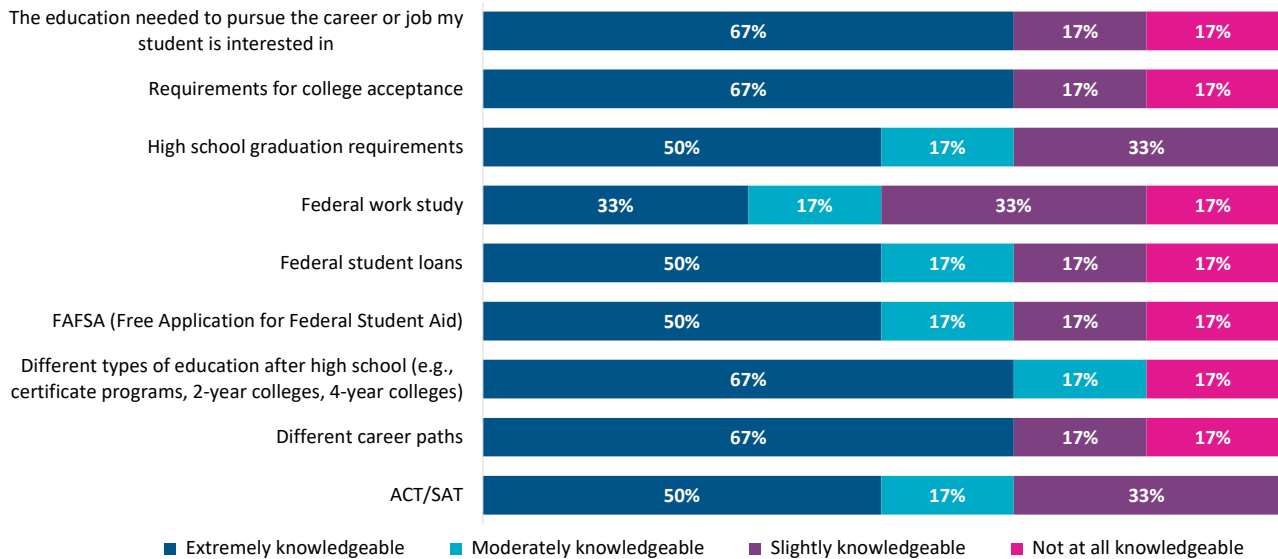
■ A 2-year public community/technical college in West Virginia

■ A 4-year public college in West Virginia



^The correct responses are indicated by a call-out box above a pattern filled bar.

Please rate your level of knowledge about the following topics.



Note: The above results are only from respondents who completed the online version of the parent survey and may not be generalizable to those who took the paper-based survey.

Financial aid programs available to West Virginia students^

This need-based U.S. financial aid program provided qualifying students up to \$6,495 during the 2021-22 school year. This amount does not need to be paid back.



This need-based financial aid program for West Virginia students provided maximum annual awards of \$3,000 during the 2021-22 school year. This amount does not need to be paid back.



This financial aid program for West Virginia students enrolled in eligible certificate and associate degree programs provides aid to cover the remaining amount of tuition, mandatory fees, and academic program fees that are not covered by other scholarships and grants. This amount does not need to be paid back.

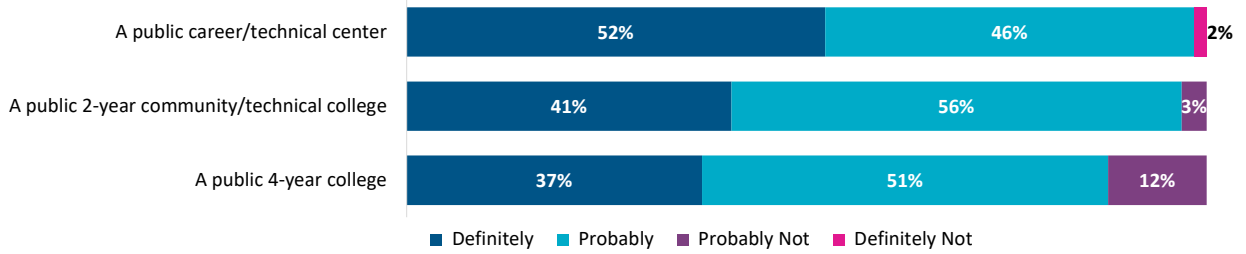


This merit-based financial aid program for West Virginia residents offers up to \$4,750 annually to cover the cost of tuition and mandatory fees. This amount does not need to be paid back.



^The correct responses are indicated by filled bar.

Do you think that your student could afford to attend one of the following types of colleges using financial aid, scholarships, and your family's resources?



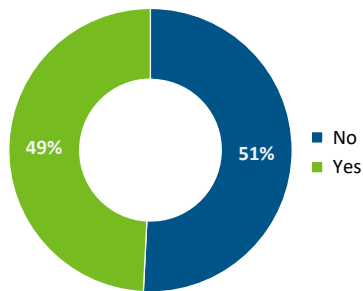
Section 5: College and Career Activities and Services

Have you participated in any of the family activities below? If you did attend, how helpful was the activity in helping you prepare for your student's future?

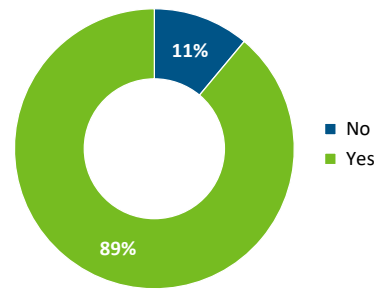
	extent participant found each of the following activities helpful				Number of Participants	non-participation status		
	Extremely helpful	Moderately helpful	Slightly helpful	Not at all helpful		Not offered/does not apply	Offered, but I did not attend	Number of Non-participants
Accessing CFWV.com portal	50%	0%	50%	0%	6	81%	19%	54
College campus visits	27%	27%	45%	0%	11	80%	20%	49
College for West Virginia (CFWV) workshops for families	67%	0%	33%	0%	3	86%	14%	57
Financial aid literacy and assistance	38%	25%	38%	0%	8	75%	25%	52

Note: Blue column percentages are based on those respondents who indicated participation in an activity. Pink column percentages are based on those respondents who indicated they did not participate in an activity.

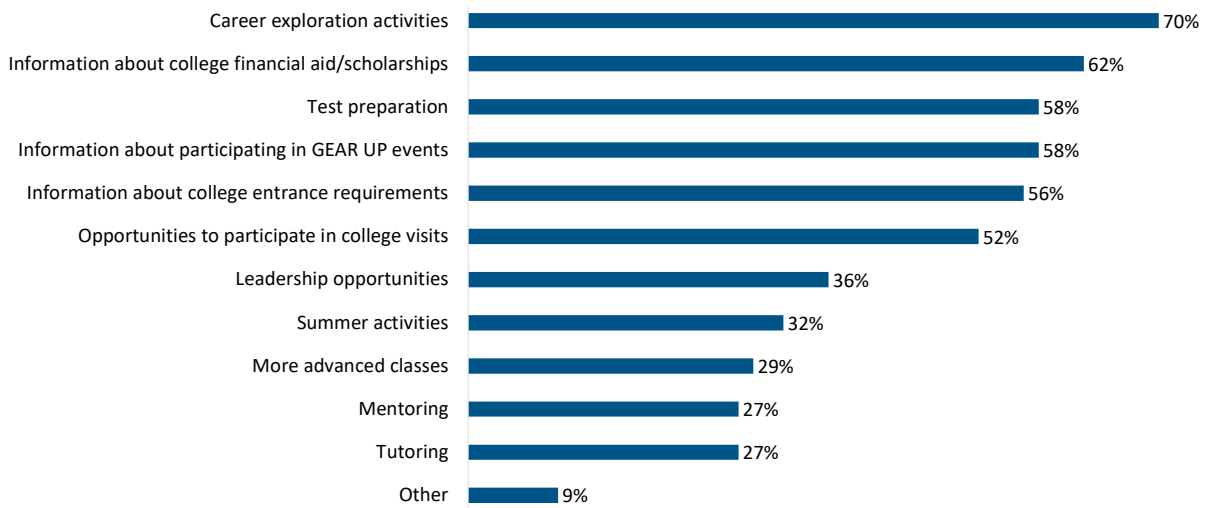
Are you aware that GEAR UP provides resources to help students plan for their education after high school and for career exploration at your student's school?



Would you like to receive more information about the services GEAR UP provides to you and your student?



Which of the following do you need from your student's school or GEAR UP to help your student be more successful in school and more prepared for college?*





County-Level Response Rates:

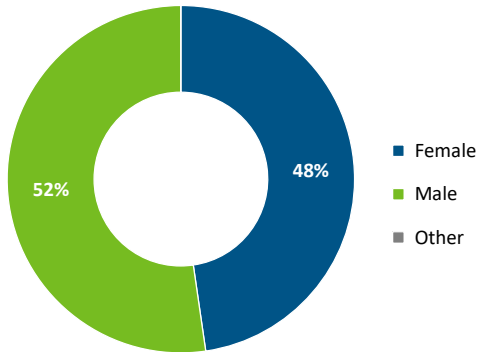
Total Enrollment	282
Surveys Received	153
Response Rate	54%

School Name: **Mingo County**
 Survey Type: **Parent Survey Report**

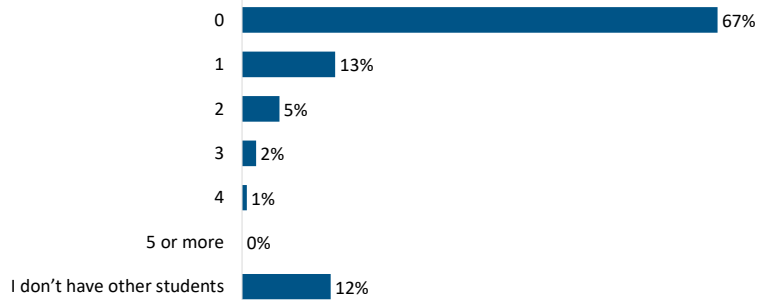
Notes: Throughout this report, all percentages are rounded to the nearest whole number; amounts lower than 0.5% are rounded down to 0%. An asterisk indicates a select all that apply question; amounts may exceed 100%.

Section 1: Background/Demographics

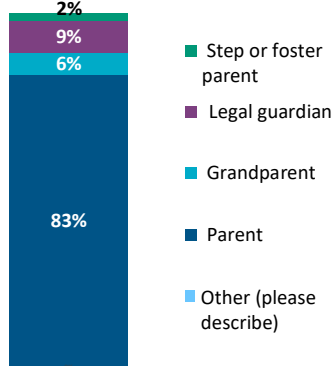
What is your student's gender?



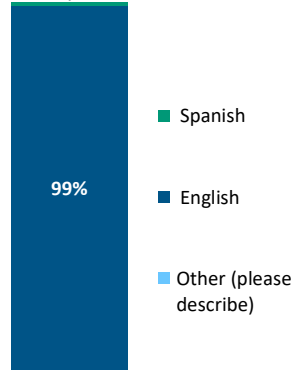
If you have other students, how many have attended or are currently attending college?



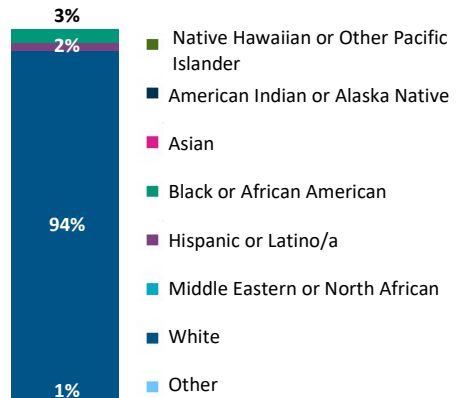
What is your relationship to the student who brought this survey home?*



What is the main language you speak at home?

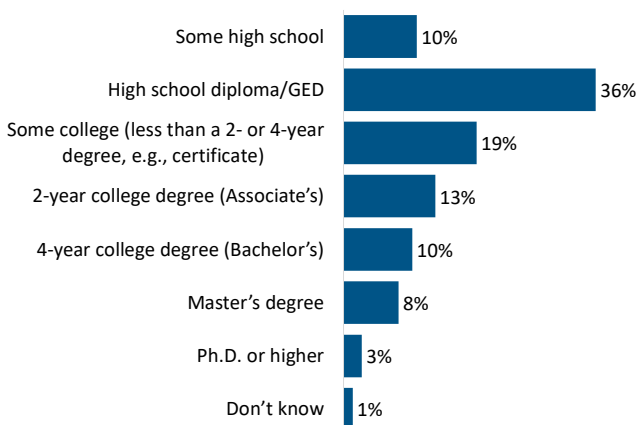


What is your race/ethnicity?*

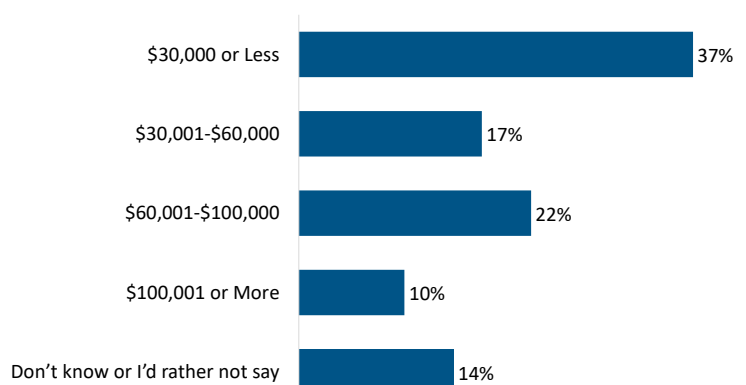


Note: Only those percentages greater than 0% are displayed in the three graphs above.

What is the highest level of education achieved by your student's parent(s)/guardian(s)?

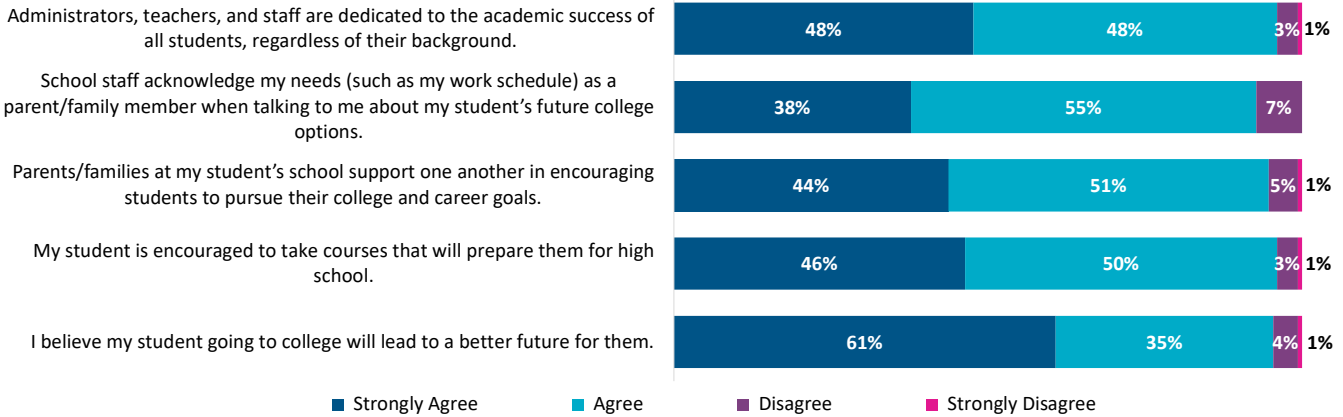


Which of the following options best describes your family's total income (before taxes) during the past 12 months?



Section 2: About Your Student's School

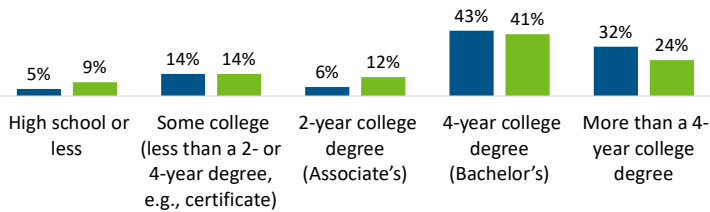
Please select how much you agree with the following statements about your student's school.



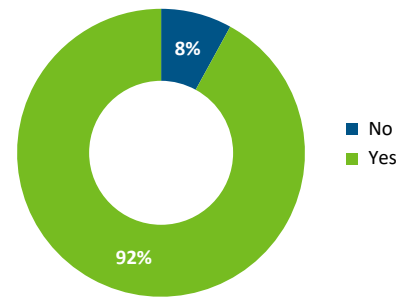
Section 3: Your Student's Educational Goals and Aspirations

What is the highest level of education that you...

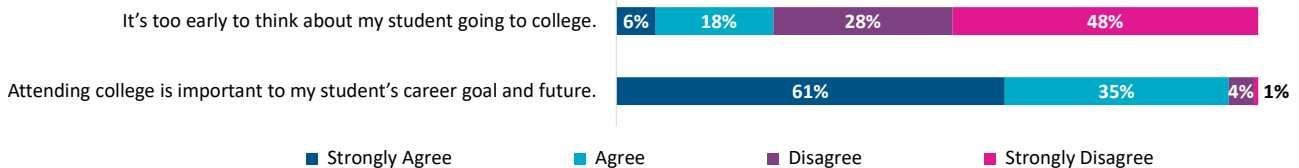
■ would like your student to get? ■ expect your student to get?



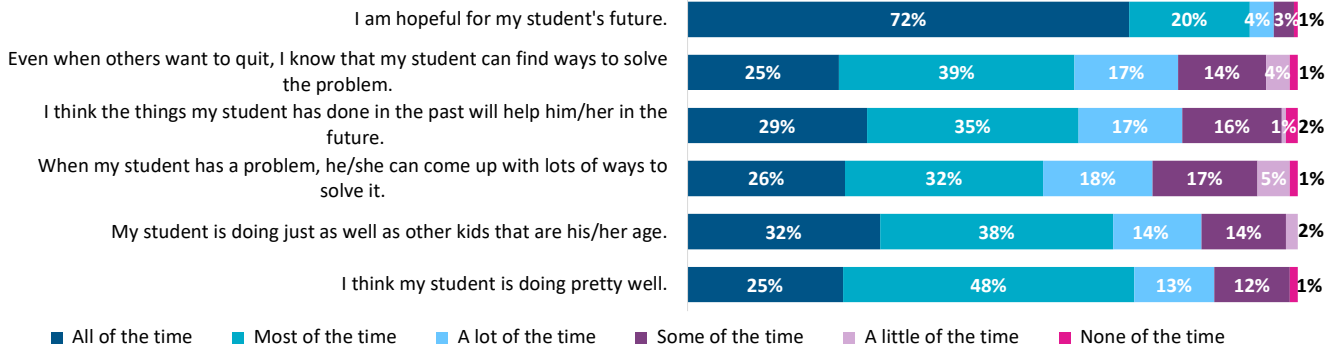
Have you talked with your student about attending college?



How strongly do you agree or disagree with the following statements?

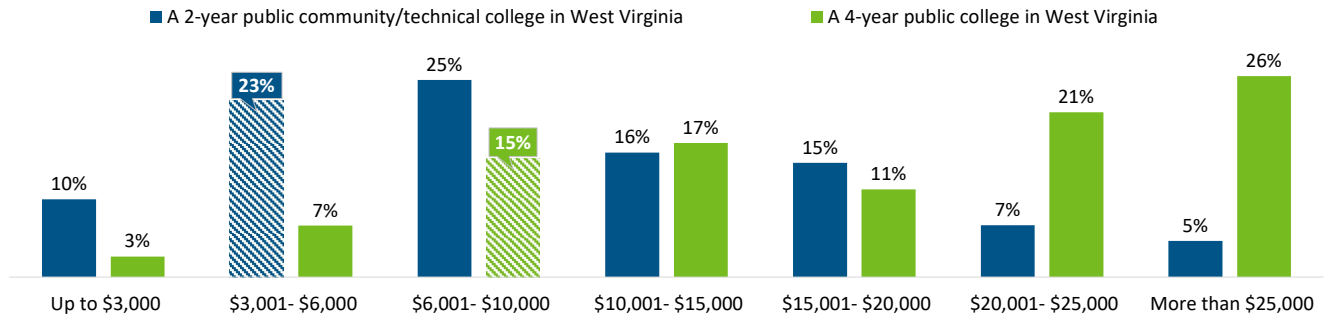


Please read the following sentences below and think about how you/your student are doing in most situations.



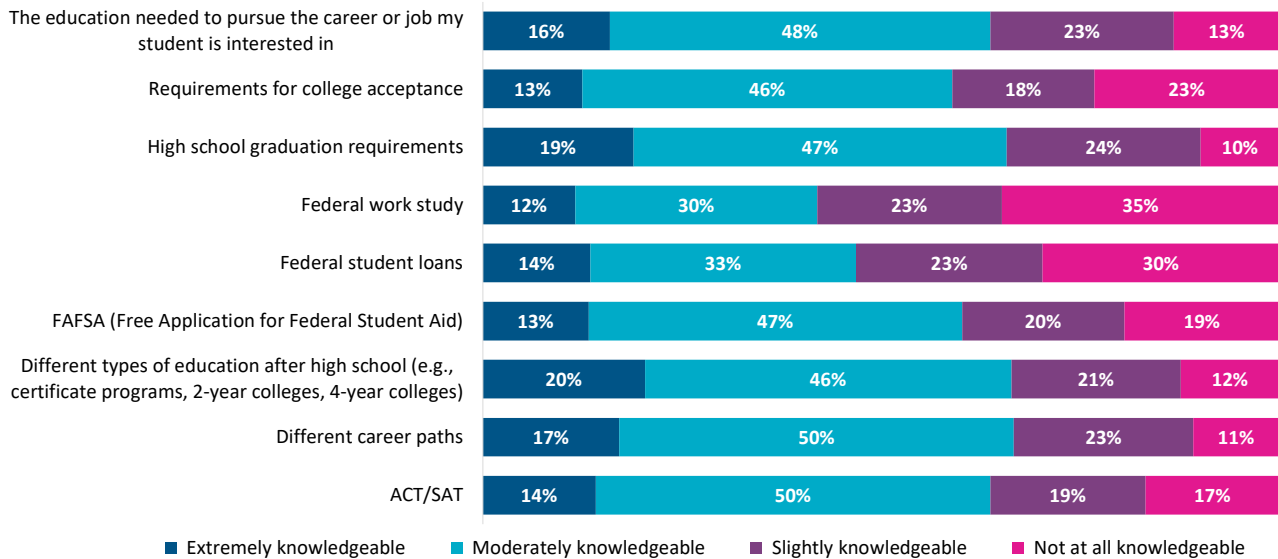
Section 4: College Knowledge and Awareness

On average, how much do you think it costs for one year of in-state tuition to attend the following college options in West Virginia?^



^The correct responses are indicated by a call-out box above a pattern filled bar.

Please rate your level of knowledge about the following topics.



Note: The above results are only from respondents who completed the online version of the parent survey and may not be generalizable to those who took the paper-based survey.

Financial aid programs available to West Virginia students^

This need-based U.S. financial aid program provided qualifying students up to \$6,495 during the 2021-22 school year. This amount does not need to be paid back.



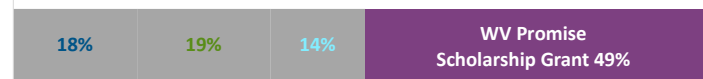
This need-based financial aid program for West Virginia students provided maximum annual awards of \$3,000 during the 2021-22 school year. This amount does not need to be paid back.



This financial aid program for West Virginia students enrolled in eligible certificate and associate degree programs provides aid to cover the remaining amount of tuition, mandatory fees, and academic program fees that are not covered by other scholarships and grants. This amount does not need to be paid back.

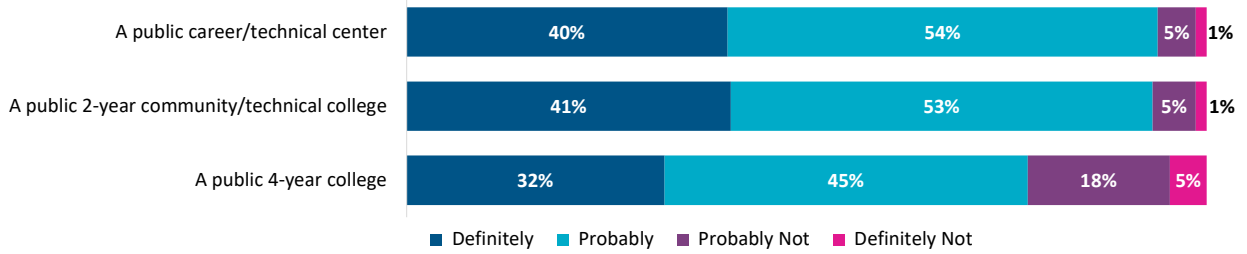


This merit-based financial aid program for West Virginia residents offers up to \$4,750 annually to cover the cost of tuition and mandatory fees. This amount does not need to be paid back.



^The correct responses are indicated by filled bar.

Do you think that your student could afford to attend one of the following types of colleges using financial aid, scholarships, and your family's resources?



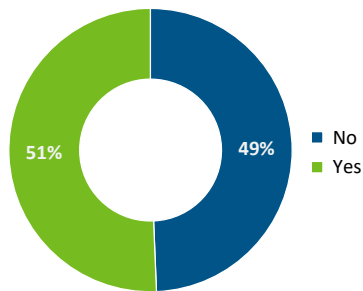
Section 5: College and Career Activities and Services

Have you participated in any of the family activities below? If you did attend, how helpful was the activity in helping you prepare for your student's future?

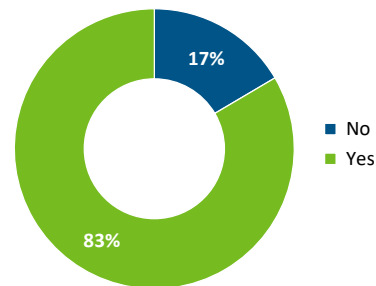
	extent participant found each of the following activities helpful				Number of Participants	non-participation status		
	Extremely helpful	Moderately helpful	Slightly helpful	Not at all helpful		Not offered/does not apply	Offered, but I did not attend	Number of Non-participants
Accessing CFWV.com portal	29%	39%	32%	0%	28	84%	16%	115
College campus visits	33%	44%	22%	0%	36	80%	20%	106
College for West Virginia (CFWV) workshops for families	21%	50%	25%	4%	28	82%	18%	115
Financial aid literacy and assistance	28%	47%	22%	3%	32	81%	19%	110

Note: Blue column percentages are based on those respondents who indicated participation in an activity. Pink column percentages are based on those respondents who indicated they did not participate in an activity.

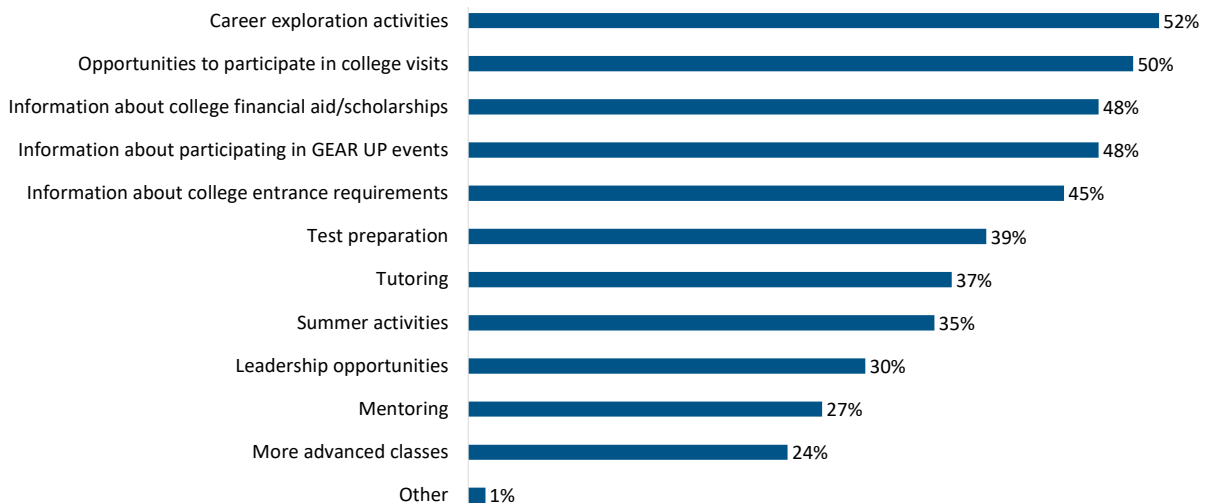
Are you aware that GEAR UP provides resources to help students plan for their education after high school and for career exploration at your student's school?



Would you like to receive more information about the services GEAR UP provides to you and your student?



Which of the following do you need from your student's school or GEAR UP to help your student be more successful in school and more prepared for college?*





County-Level Response Rates:

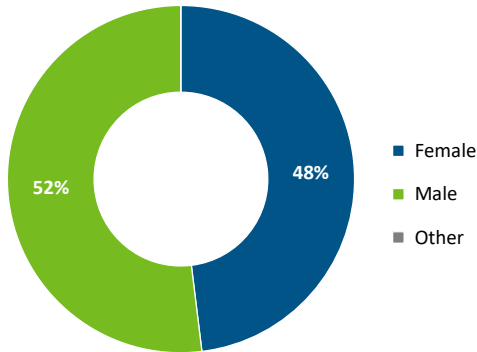
Total Enrollment	132
Surveys Received	54
Response Rate	41%

School Name: **Roane County**
 Survey Type: **Parent Survey Report**

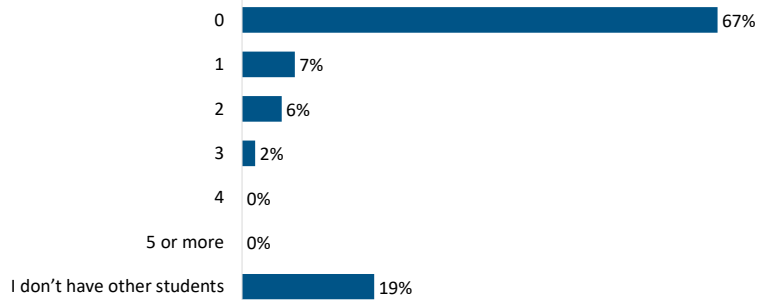
Notes: Throughout this report, all percentages are rounded to the nearest whole number; amounts lower than 0.5% are rounded down to 0%. An asterisk indicates a select all that apply question; amounts may exceed 100%.

Section 1: Background/Demographics

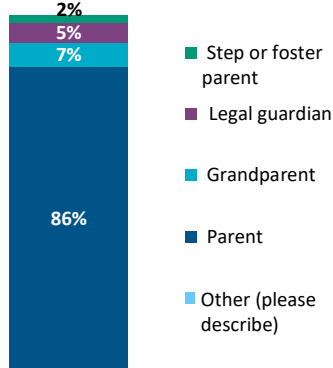
What is your student's gender?



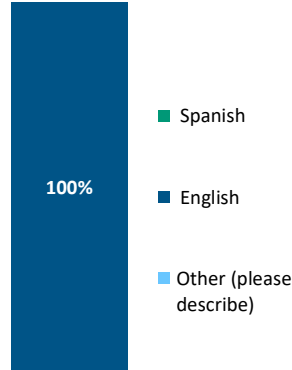
If you have other students, how many have attended or are currently attending college?



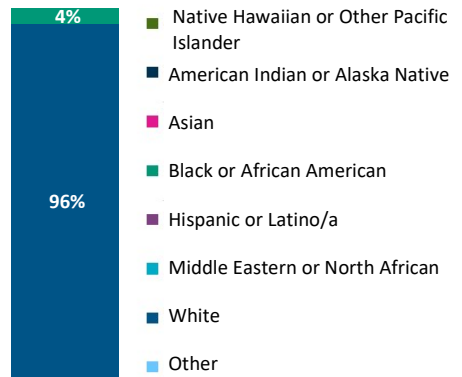
What is your relationship to the student who brought this survey home?*



What is the main language you speak at home?

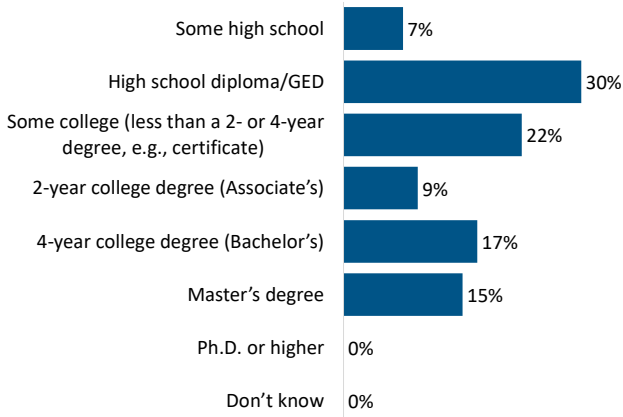


What is your race/ethnicity?*

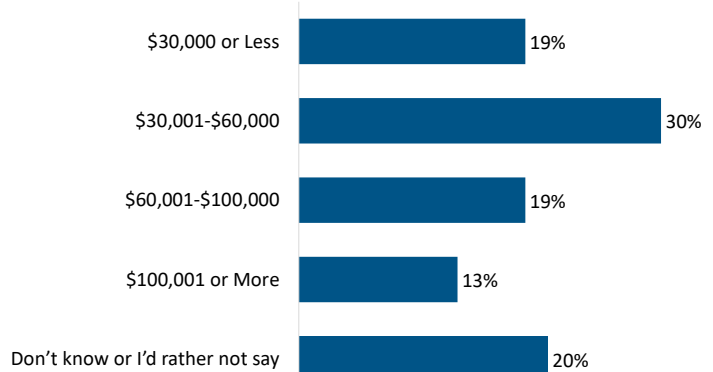


Note: Only those percentages greater than 0% are displayed in the three graphs above.

What is the highest level of education achieved by your student's parent(s)/guardian(s)?

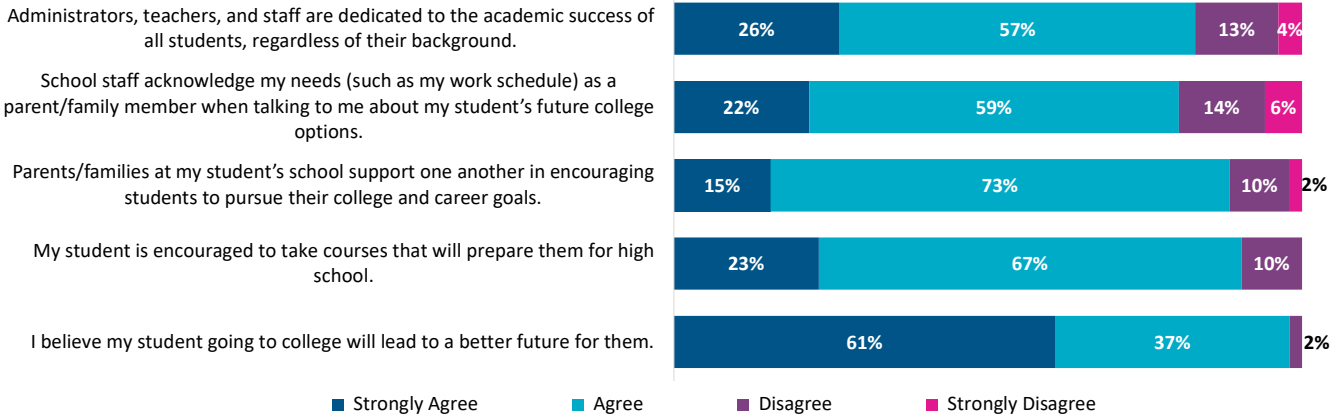


Which of the following options best describes your family's total income (before taxes) during the past 12 months?



Section 2: About Your Student's School

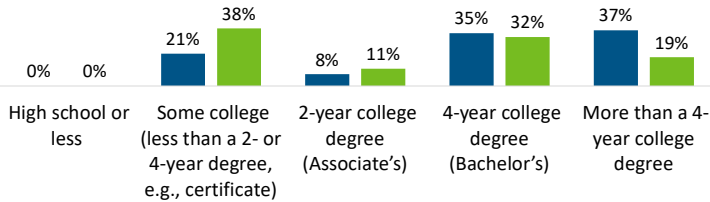
Please select how much you agree with the following statements about your student's school.



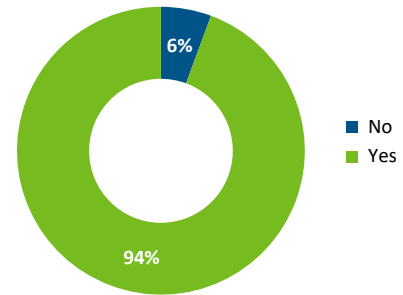
Section 3: Your Student's Educational Goals and Aspirations

What is the highest level of education that you...

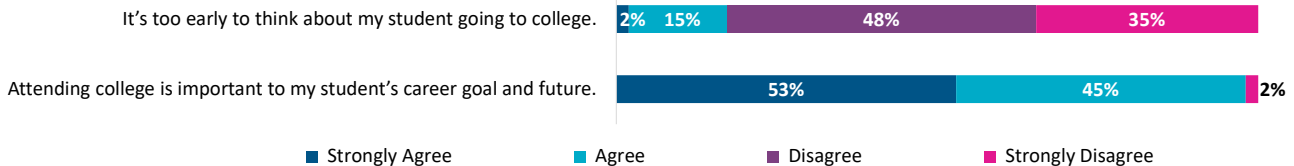
■ would like your student to get? ■ expect your student to get?



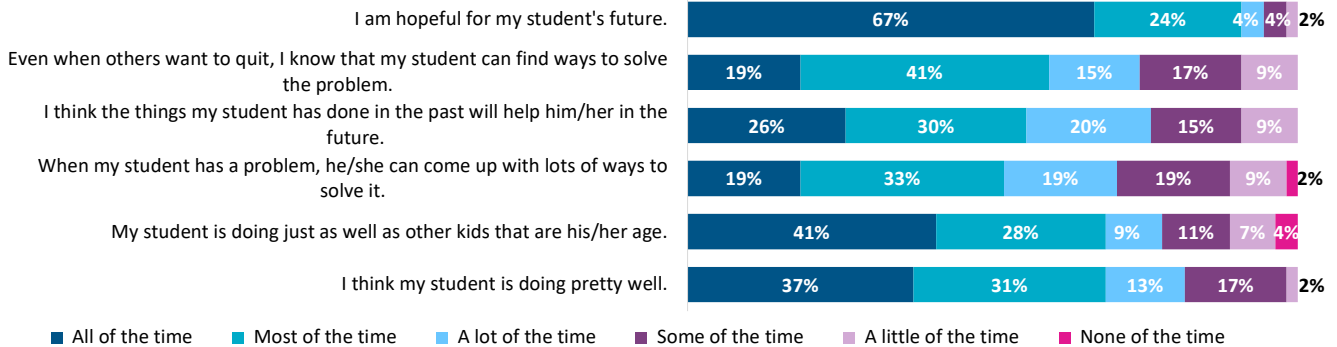
Have you talked with your student about attending college?



How strongly do you agree or disagree with the following statements?



Please read the following sentences below and think about how you/your student are doing in most situations.

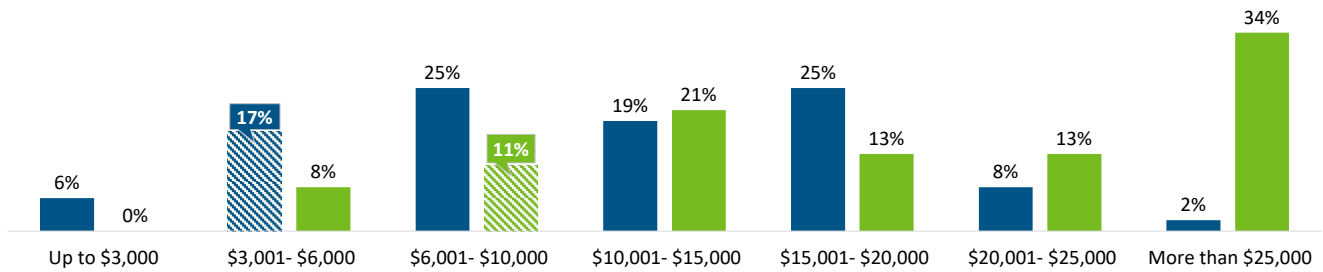


Section 4: College Knowledge and Awareness

On average, how much do you think it costs for one year of in-state tuition to attend the following college options in West Virginia?^

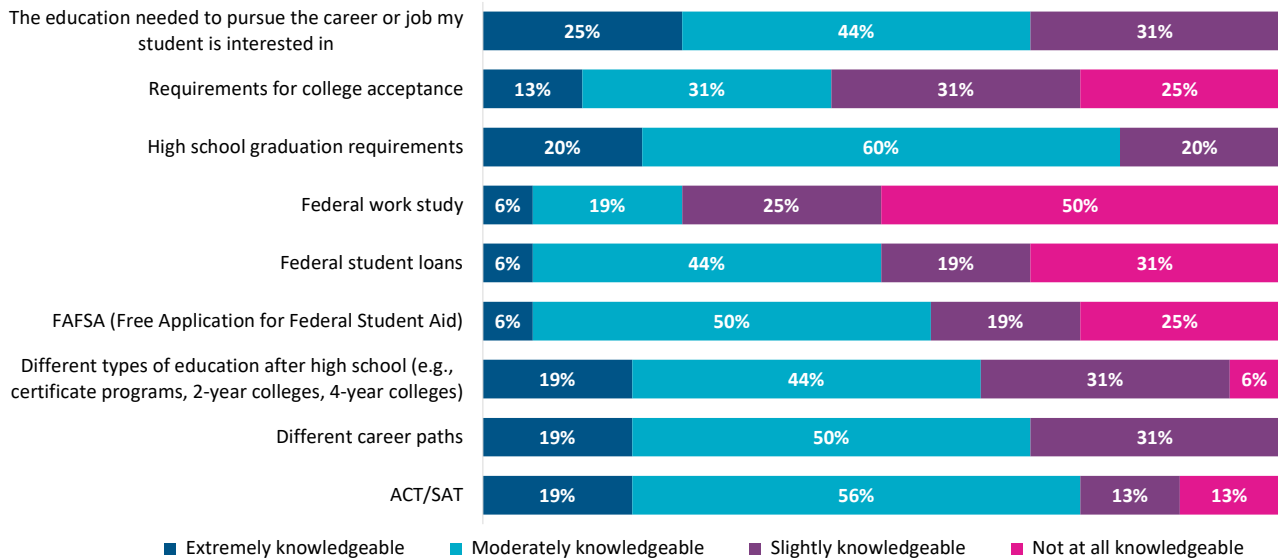
■ A 2-year public community/technical college in West Virginia

■ A 4-year public college in West Virginia



^The correct responses are indicated by a call-out box above a pattern filled bar.

Please rate your level of knowledge about the following topics.



Note: The above results are only from respondents who completed the online version of the parent survey and may not be generalizable to those who took the paper-based survey.

Financial aid programs available to West Virginia students^

This need-based U.S. financial aid program provided qualifying students up to \$6,495 during the 2021-22 school year. This amount does not need to be paid back.



This need-based financial aid program for West Virginia students provided maximum annual awards of \$3,000 during the 2021-22 school year. This amount does not need to be paid back.



This financial aid program for West Virginia students enrolled in eligible certificate and associate degree programs provides aid to cover the remaining amount of tuition, mandatory fees, and academic program fees that are not covered by other scholarships and grants. This amount does not need to be paid back.

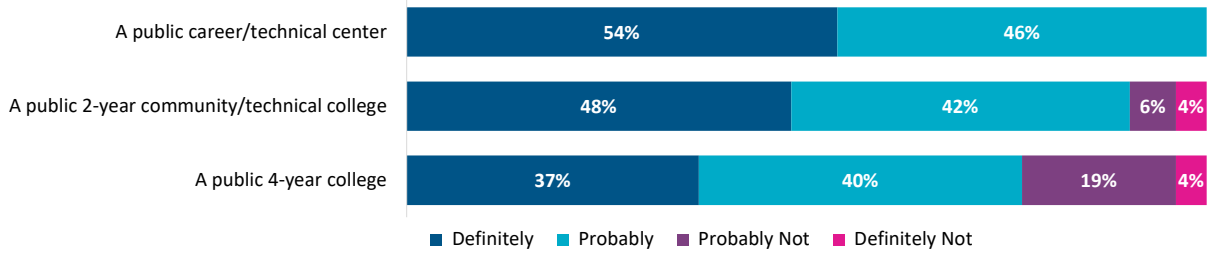


This merit-based financial aid program for West Virginia residents offers up to \$4,750 annually to cover the cost of tuition and mandatory fees. This amount does not need to be paid back.



^The correct responses are indicated by filled bar.

Do you think that your student could afford to attend one of the following types of colleges using financial aid, scholarships, and your family's resources?



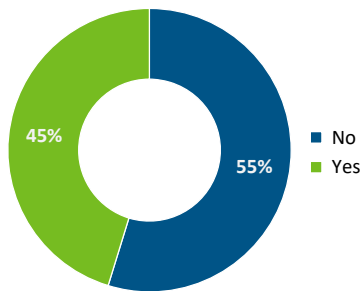
Section 5: College and Career Activities and Services

Have you participated in any of the family activities below? If you did attend, how helpful was the activity in helping you prepare for your student's future?

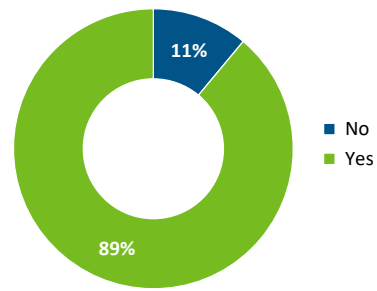
	extent participant found each of the following activities helpful				Number of Participants	non-participation status		
	Extremely helpful	Moderately helpful	Slightly helpful	Not at all helpful		Not offered/does not apply	Offered, but I did not attend	Number of Non-participants
Accessing CFWV.com portal	14%	29%	43%	14%	7	89%	11%	45
College campus visits	38%	25%	38%	0%	8	91%	9%	44
College for West Virginia (CFWV) workshops for families	17%	17%	67%	0%	6	89%	11%	45
Financial aid literacy and assistance	25%	38%	38%	0%	8	89%	11%	44

Note: Blue column percentages are based on those respondents who indicated participation in an activity. Pink column percentages are based on those respondents who indicated they did not participate in an activity.

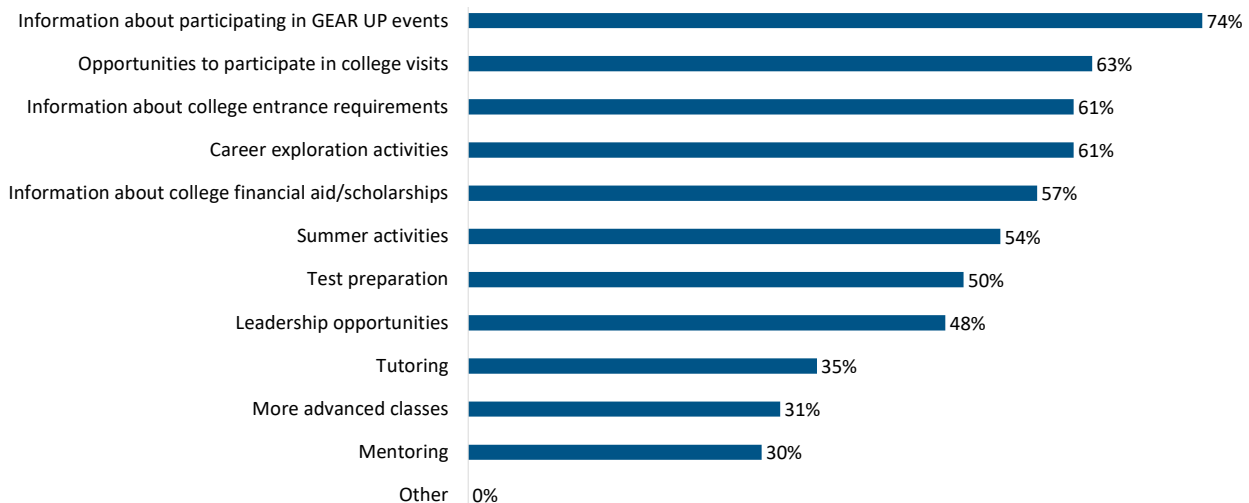
Are you aware that GEAR UP provides resources to help students plan for their education after high school and for career exploration at your student's school?



Would you like to receive more information about the services GEAR UP provides to you and your student?



Which of the following do you need from your student's school or GEAR UP to help your student be more successful in school and more prepared for college?*





County-Level Response Rates:

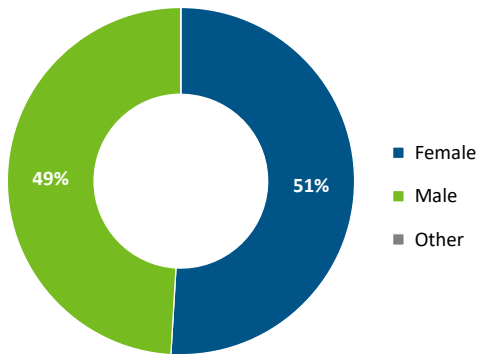
Total Enrollment	489
Surveys Received	109
Response Rate	22%

School Name: **Wayne County**
 Survey Type: **Parent Survey Report**

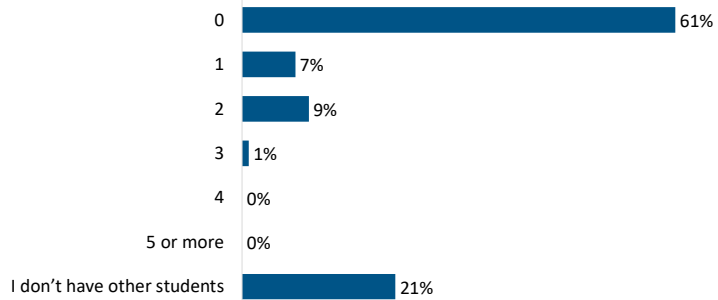
Notes: Throughout this report, all percentages are rounded to the nearest whole number; amounts lower than 0.5% are rounded down to 0%. An asterisk indicates a select all that apply question; amounts may exceed 100%.

Section 1: Background/Demographics

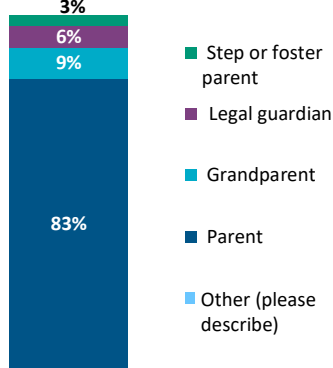
What is your student's gender?



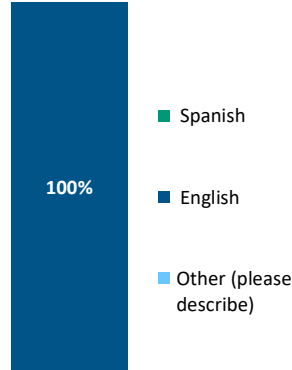
If you have other students, how many have attended or are currently attending college?



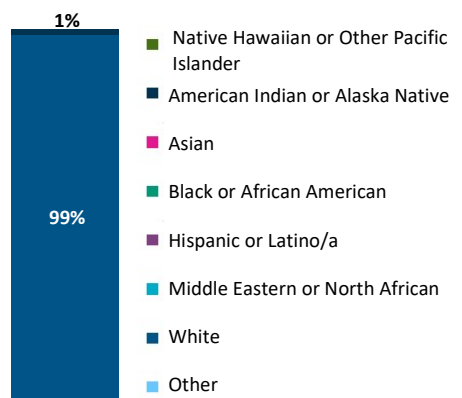
What is your relationship to the student who brought this survey home?*



What is the main language you speak at home?

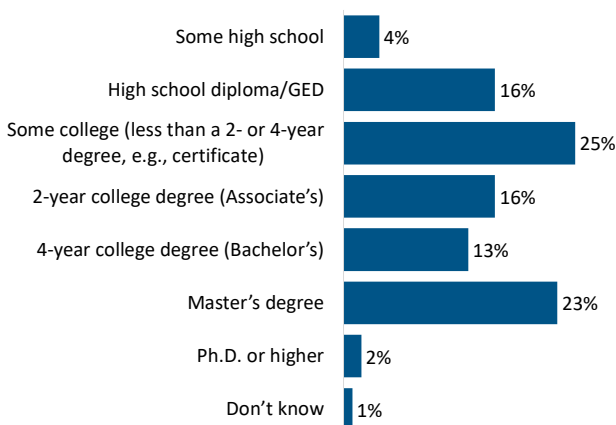


What is your race/ethnicity?*

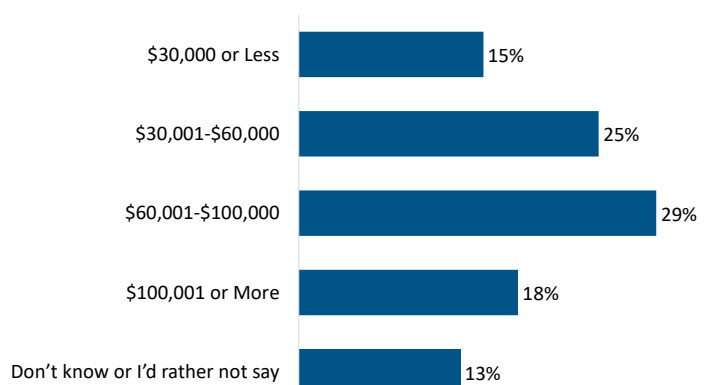


Note: Only those percentages greater than 0% are displayed in the three graphs above.

What is the highest level of education achieved by your student's parent(s)/guardian(s)?

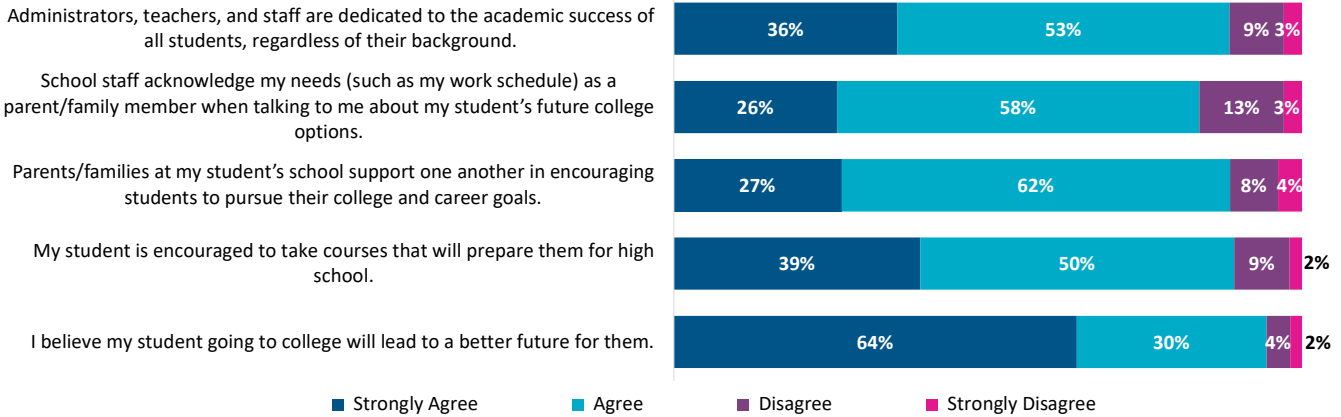


Which of the following options best describes your family's total income (before taxes) during the past 12 months?



Section 2: About Your Student's School

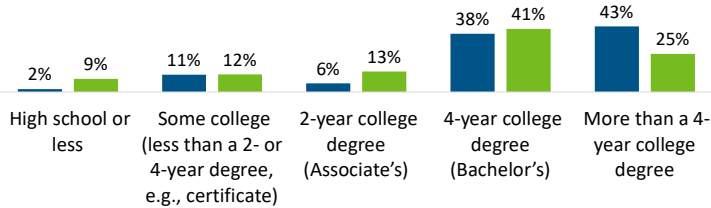
Please select how much you agree with the following statements about your student's school.



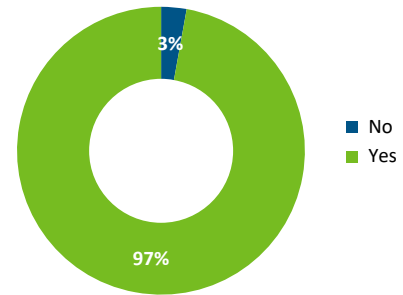
Section 3: Your Student's Educational Goals and Aspirations

What is the highest level of education that you...

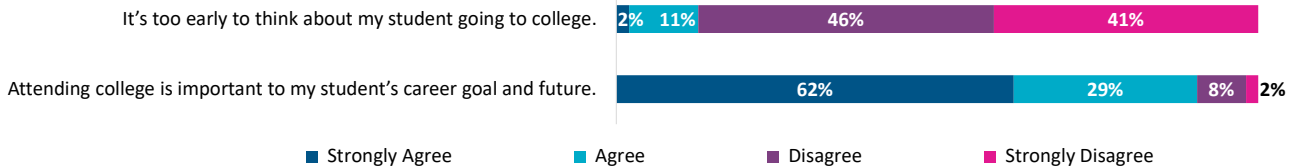
■ would like your student to get? ■ expect your student to get?



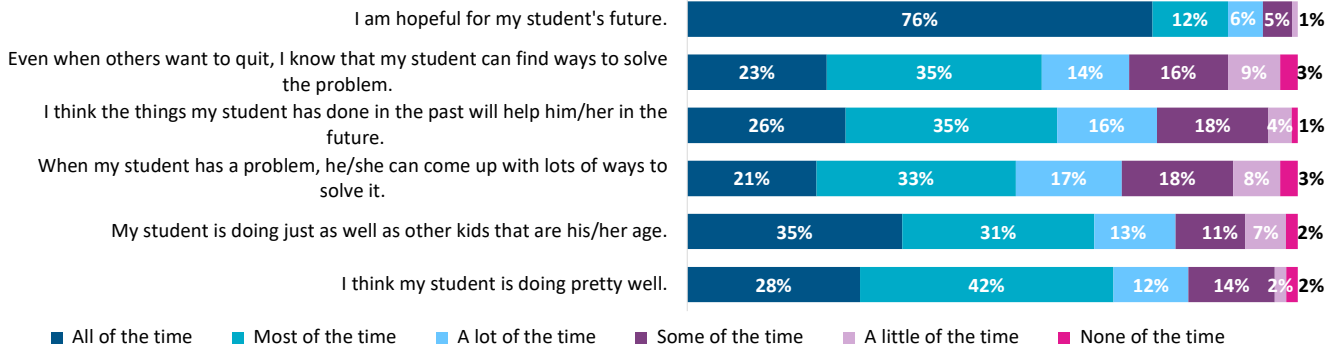
Have you talked with your student about attending college?



How strongly do you agree or disagree with the following statements?



Please read the following sentences below and think about how you/your student are doing in most situations.

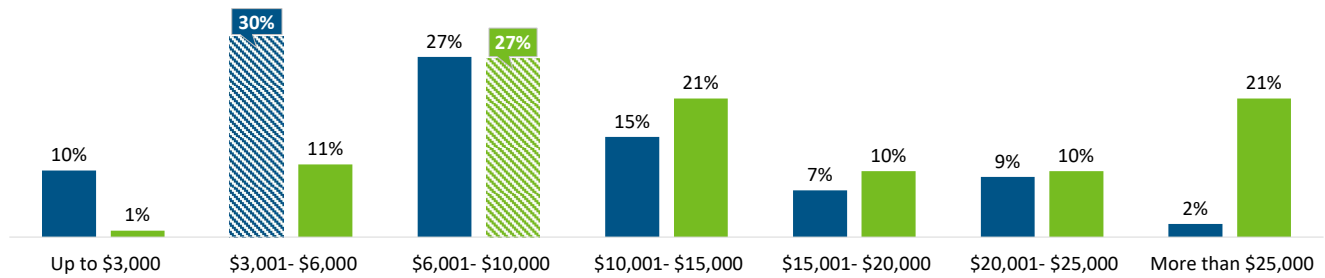


Section 4: College Knowledge and Awareness

On average, how much do you think it costs for one year of in-state tuition to attend the following college options in West Virginia?^

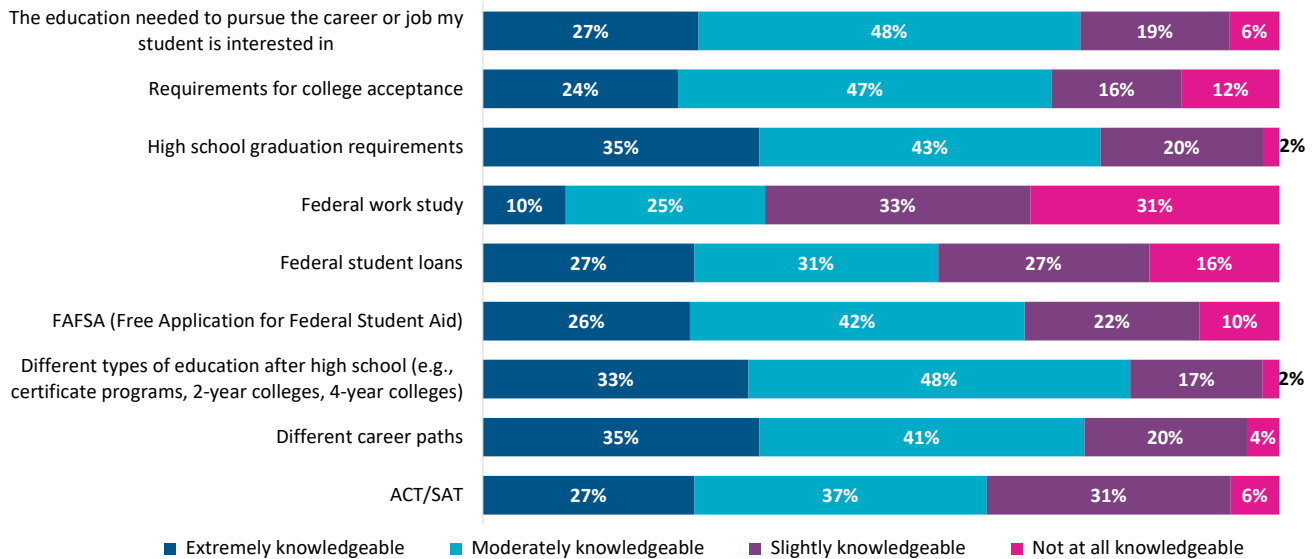
■ A 2-year public community/technical college in West Virginia

■ A 4-year public college in West Virginia



^The correct responses are indicated by a call-out box above a pattern filled bar.

Please rate your level of knowledge about the following topics.



Note: The above results are only from respondents who completed the online version of the parent survey and may not be generalizable to those who took the paper-based survey.

Financial aid programs available to West Virginia students^

This need-based U.S. financial aid program provided qualifying students up to \$6,495 during the 2021-22 school year. This amount does not need to be paid back.



This need-based financial aid program for West Virginia students provided maximum annual awards of \$3,000 during the 2021-22 school year. This amount does not need to be paid back.



This financial aid program for West Virginia students enrolled in eligible certificate and associate degree programs provides aid to cover the remaining amount of tuition, mandatory fees, and academic program fees that are not covered by other scholarships and grants. This amount does not need to be paid back.

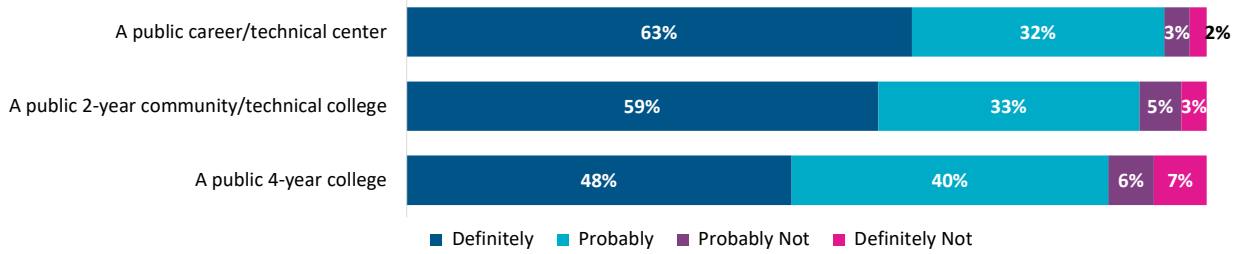


This merit-based financial aid program for West Virginia residents offers up to \$4,750 annually to cover the cost of tuition and mandatory fees. This amount does not need to be paid back.



^The correct responses are indicated by filled bar.

Do you think that your student could afford to attend one of the following types of colleges using financial aid, scholarships, and your family's resources?



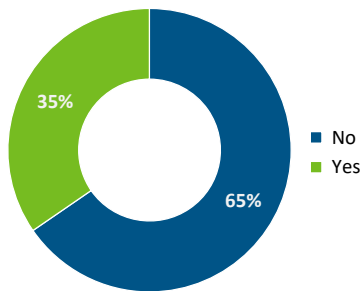
Section 5: College and Career Activities and Services

Have you participated in any of the family activities below? If you did attend, how helpful was the activity in helping you prepare for your student's future?

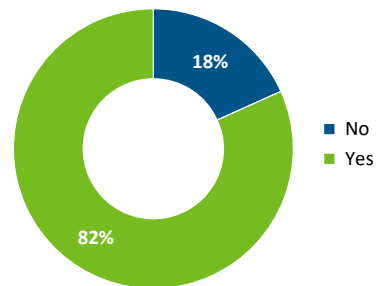
	extent participant found each of the following activities helpful				Number of Participants	non-participation status		
	Extremely helpful	Moderately helpful	Slightly helpful	Not at all helpful		Not offered/does not apply	Offered, but I did not attend	Number of Non-participants
Accessing CFWV.com portal	25%	38%	38%	0%	8	91%	9%	88
College campus visits	45%	20%	35%	0%	20	92%	8%	77
College for West Virginia (CFWV) workshops for families	25%	25%	38%	13%	8	91%	9%	89
Financial aid literacy and assistance	18%	55%	27%	0%	11	91%	9%	86

Note: Blue column percentages are based on those respondents who indicated participation in an activity. Pink column percentages are based on those respondents who indicated they did not participate in an activity.

Are you aware that GEAR UP provides resources to help students plan for their education after high school and for career exploration at your student's school?



Would you like to receive more information about the services GEAR UP provides to you and your student?



Which of the following do you need from your student's school or GEAR UP to help your student be more successful in school and more prepared for college?*

