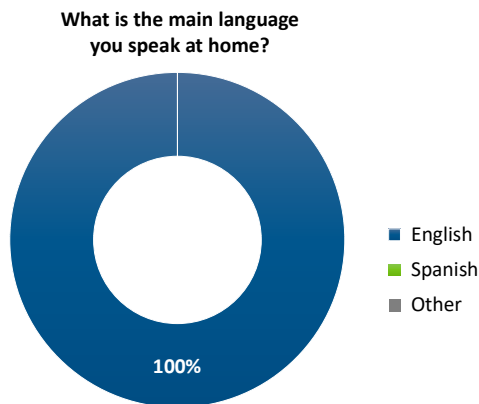
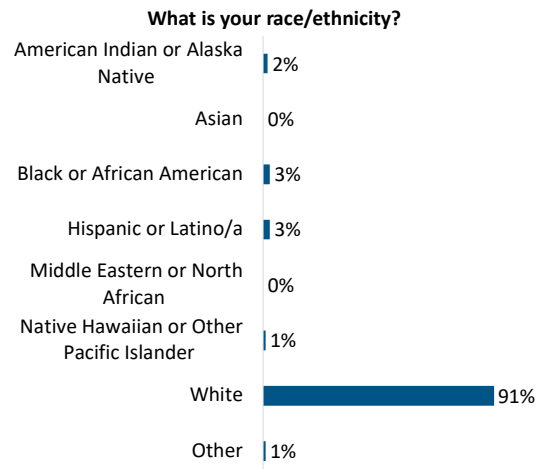
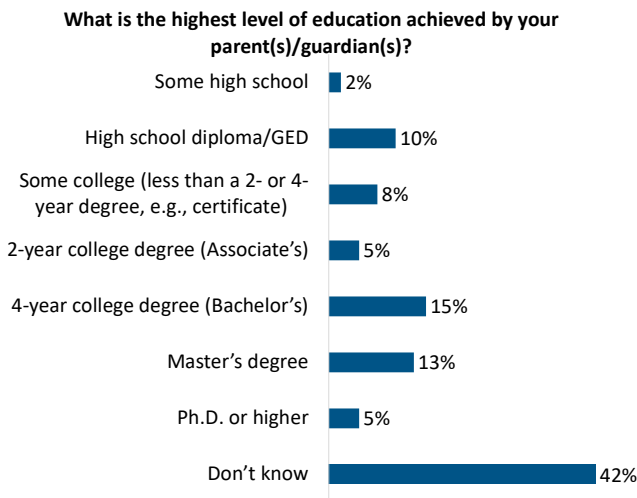
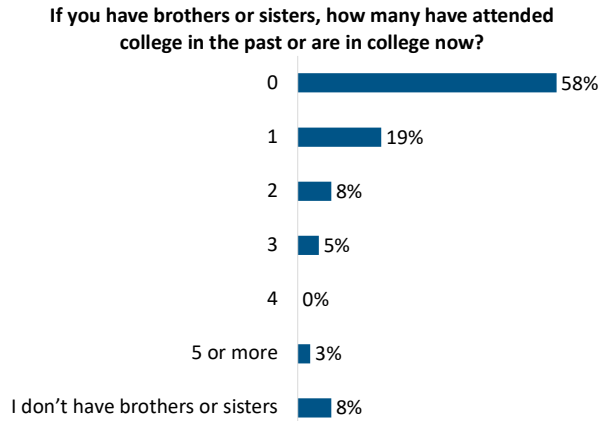
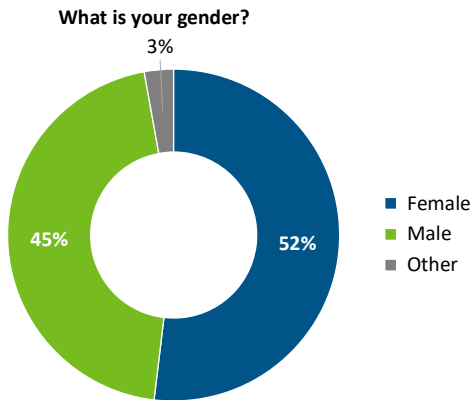


School-Level Response Rates:	
Total Enrollment	114
Surveys Received	109
Response Rate	96%

School Name: **Buffalo Middle School**
 Survey Type: **Grade 7 Student Survey Report**

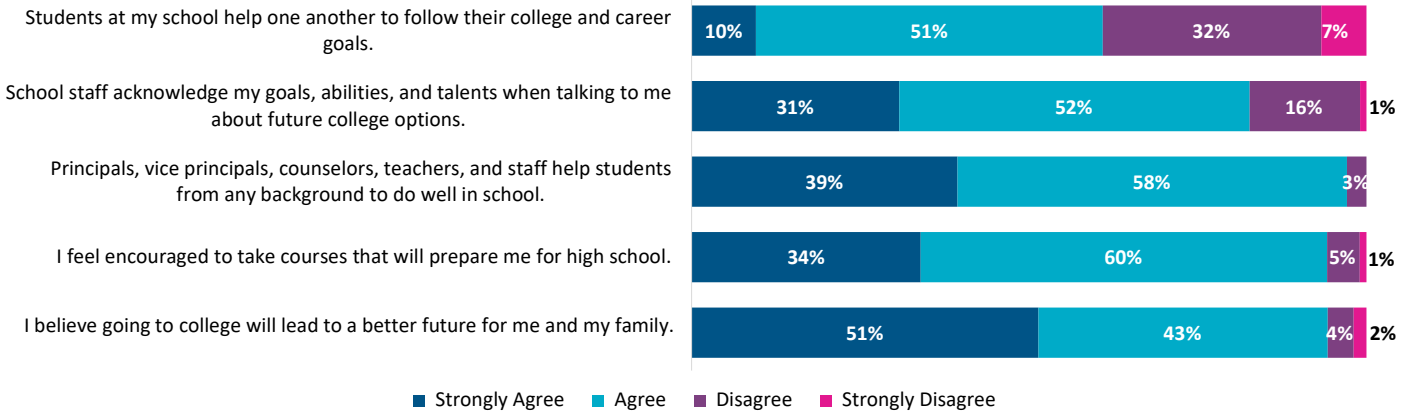
Notes: Throughout this report, all percentages are rounded to the nearest whole number; amounts lower than 0.5% are rounded down to 0%. An asterisk indicates a select all that apply question; amounts may exceed 100%.

Section 1: Background/Demographics



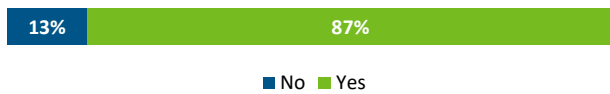
Section 2: About Your School

Please select how much you agree with the following statements about your school.



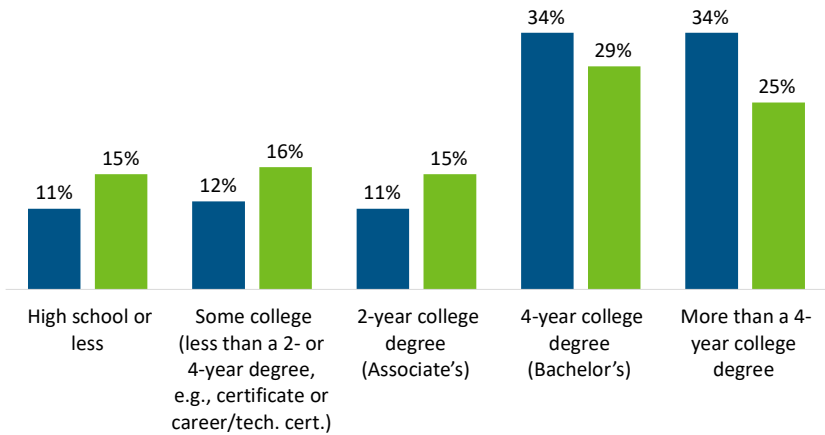
Section 3: Educational Goals and Aspirations

Do you plan to continue your education after high school?

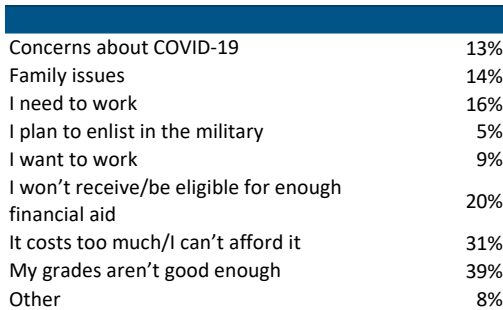


What is the highest level of education that you...

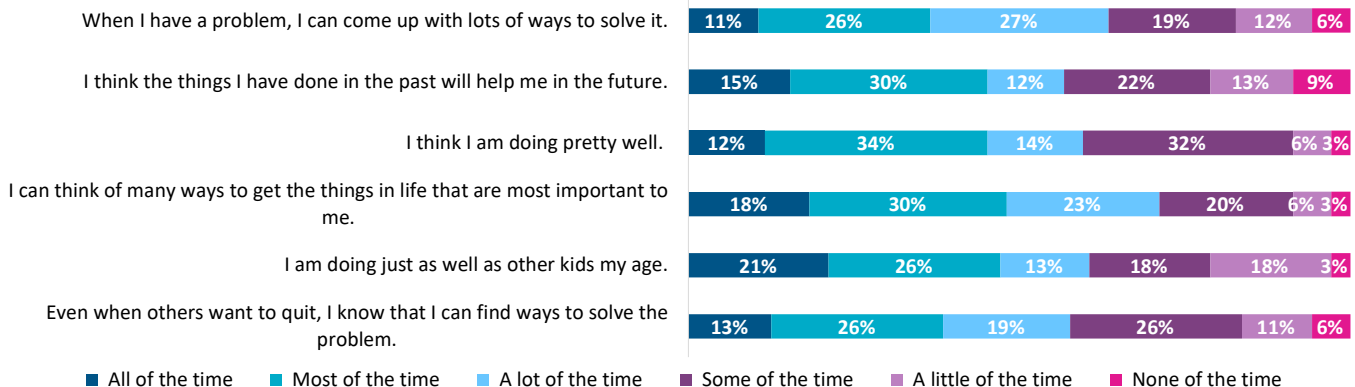
■ would like to get? ■ expect to get?



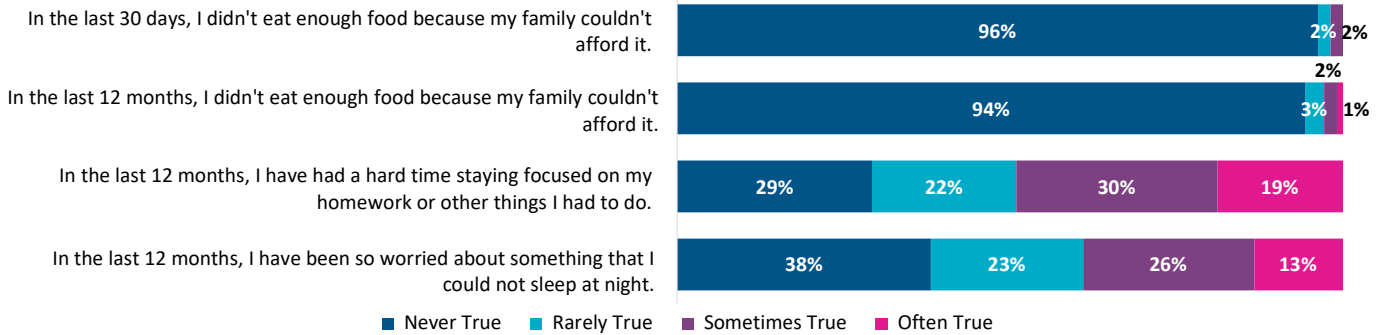
What, if anything, may prevent you from continuing your education after high school?*



Please read the following sentences below and think about how you are in most situations.

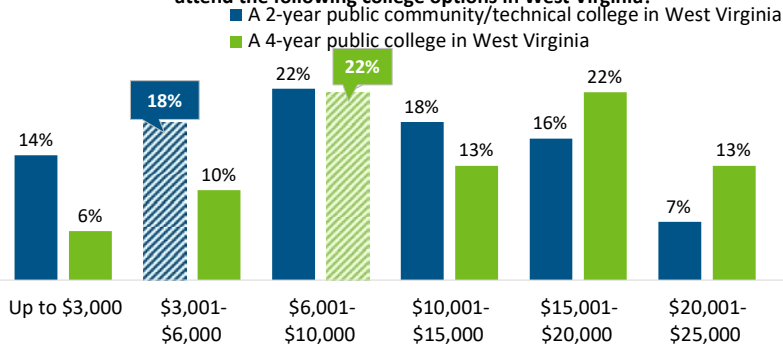


Please rate how much the following statements are true for you.

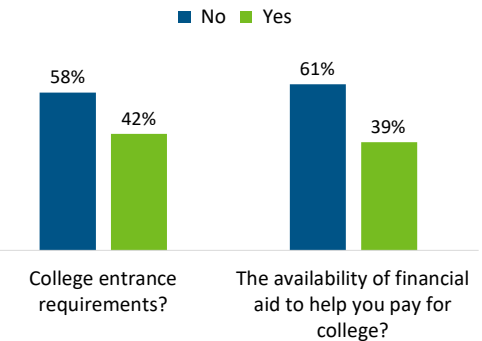


Section 4: College Knowledge and Awareness

On average, how much do you think it costs for one year of in-state tuition to attend the following college options in West Virginia?^

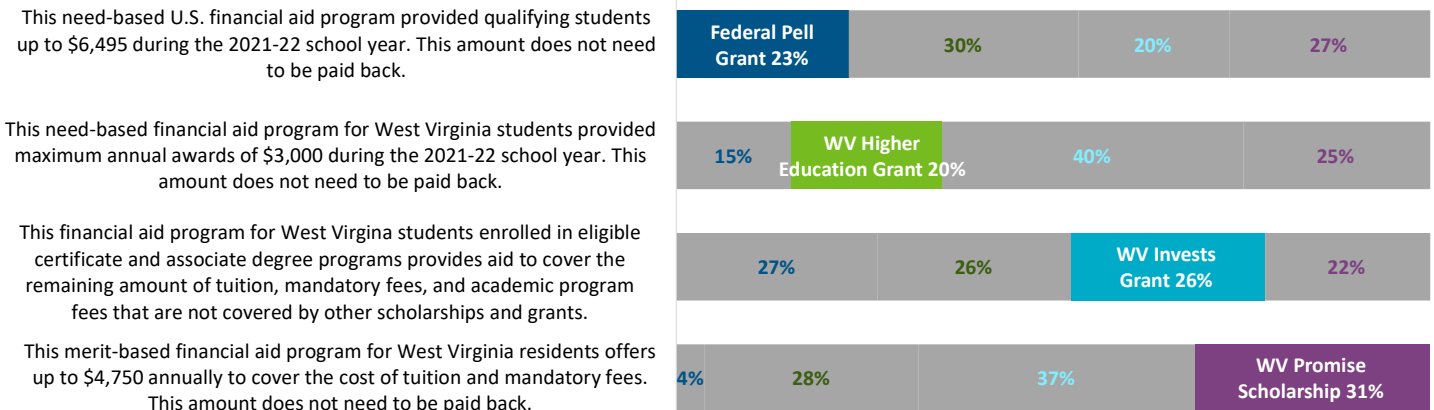


Has anyone from your school or GEAR UP ever spoken with you about...



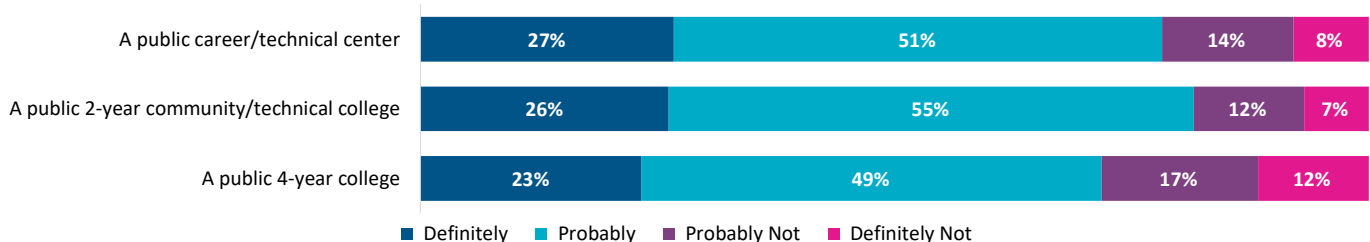
^The correct responses are indicated by pattern filled bar.

Financial aid programs available to West Virginia students^

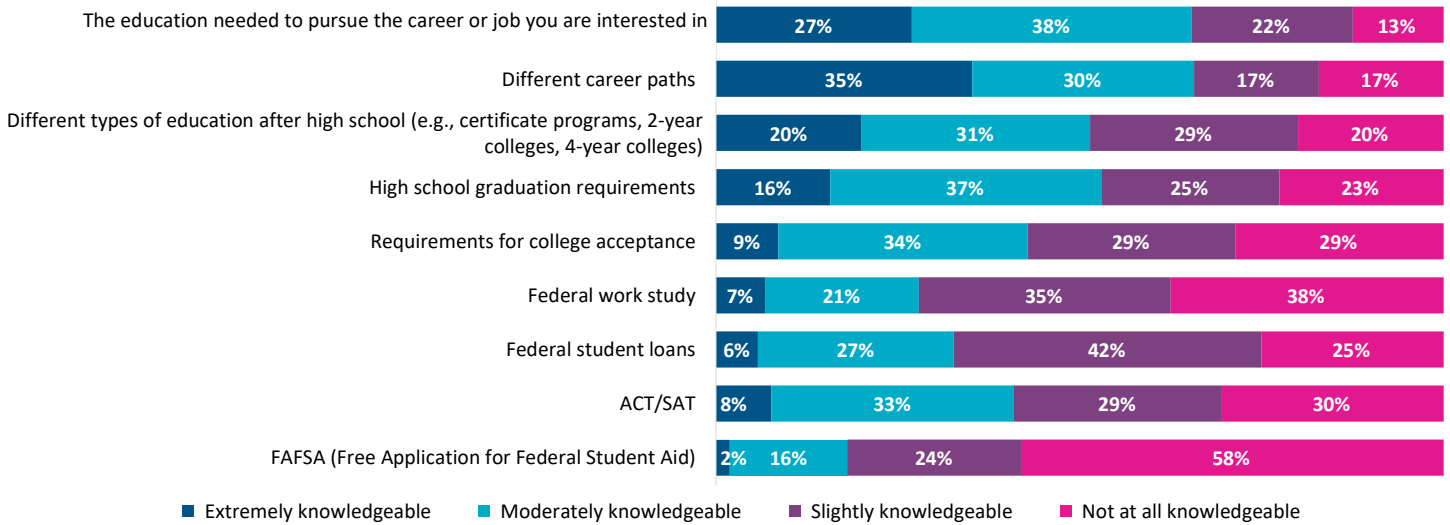


^The correct responses are indicated by filled bar.

Do you think that you could afford to attend one of the following types of colleges using financial aid, scholarships, and your family's resources?



Please rate your level of knowledge about the following topics.



Section 5: College and Career Activities and Services

Have you participated in any of the activities below? If you did attend, how helpful was the activity in preparing you for your future?[^]

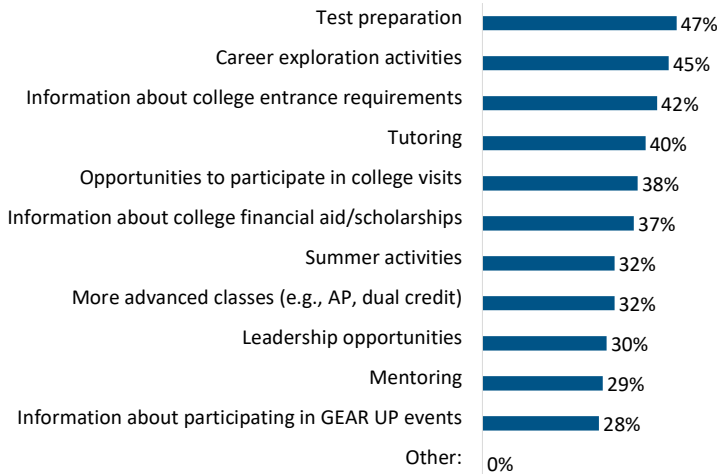
extent participant found each of the following activities helpful

non-participation status

	extent participant found each of the following activities helpful				Number of participants	non-participation status		
	Extremely helpful	Moderately helpful	Slightly helpful	Not at all helpful		Not offered/does not apply	Offered, but I did not attend	Number of non-participants
College Application and Exploration Week	16%	20%	40%	24%	25	73%	27%	79
Activities related to science, technology, engineering, and mathematics (STEM)	13%	27%	48%	13%	48	58%	42%	57
Help with classes (for example, tutoring or homework help)	22%	29%	40%	9%	45	72%	28%	58
Financial literacy workshops (for example, Get a Life Program)	25%	33%	29%	12%	51	73%	27%	52
CFWV.com Web Portal	17%	13%	50%	20%	30	81%	19%	73
College campus visits (virtual)	28%	20%	48%	4%	25	80%	20%	81

[^]Blue column percentages are based on those respondents who indicated participation in an activity. Pink column percentages are based on those respondents who indicated they did not participate in an activity.

Which of the following do you need from your school or GEAR UP to help you be more successful in school and more prepared for college?*



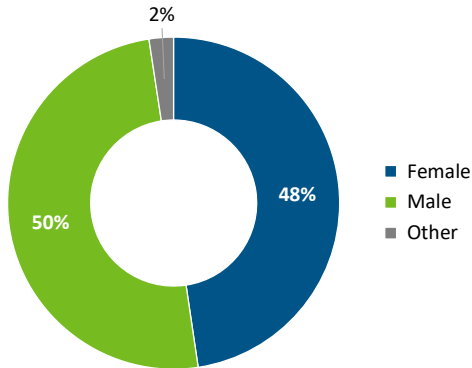
School-Level Response Rates:	
Total Enrollment	45
Surveys Received	43
Response Rate	96%

School Name: **Burch PK8**
 Survey Type: **Grade 7 Student Survey Report**

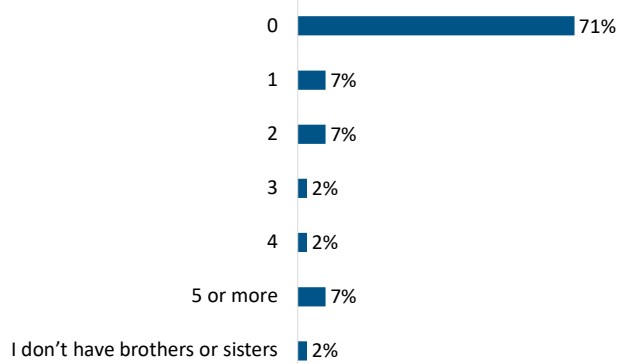
Notes: Throughout this report, all percentages are rounded to the nearest whole number; amounts lower than 0.5% are rounded down to 0%. An asterisk indicates a select all that apply question; amounts may exceed 100%.

Section 1: Background/Demographics


What is your gender?



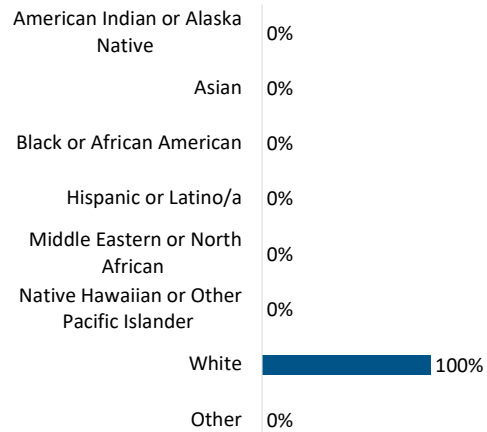
If you have brothers or sisters, how many have attended college in the past or are in college now?



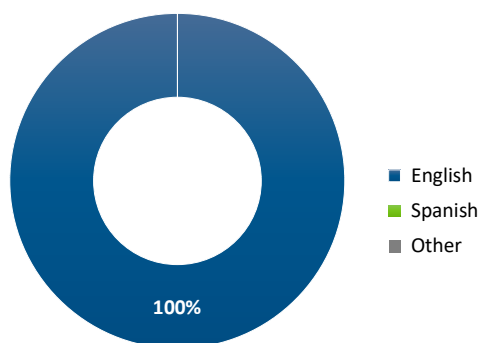
What is the highest level of education achieved by your parent(s)/guardian(s)?



What is your race/ethnicity?

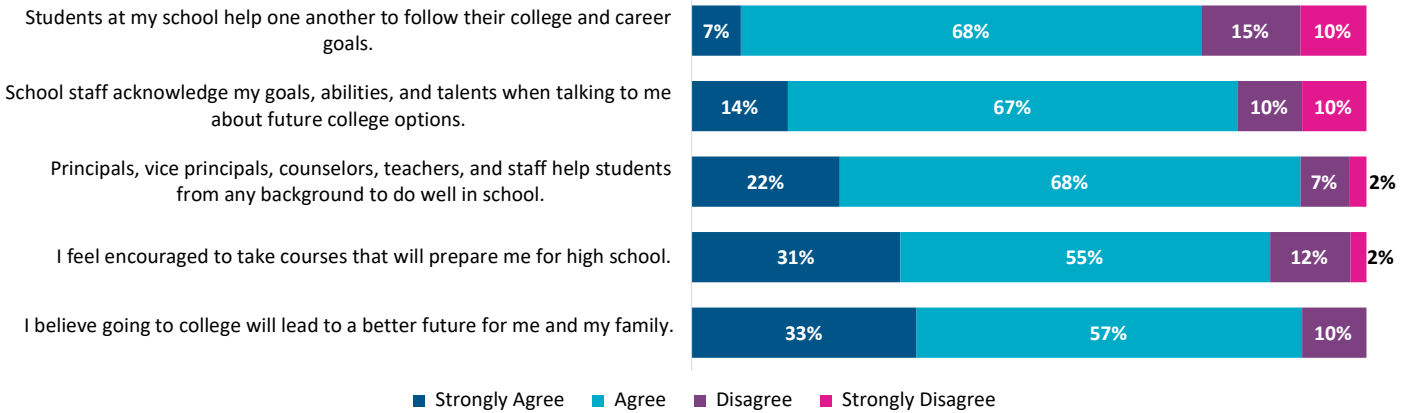


What is the main language you speak at home?



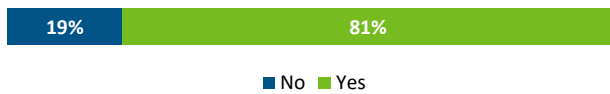
Section 2: About Your School

Please select how much you agree with the following statements about your school.

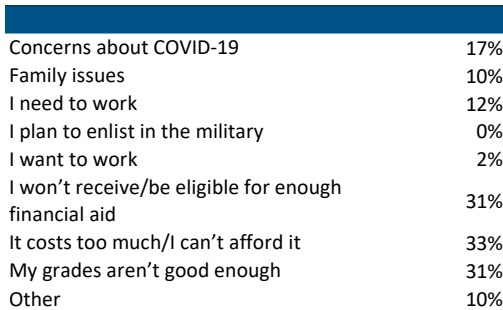


Section 3: Educational Goals and Aspirations

Do you plan to continue your education after high school?

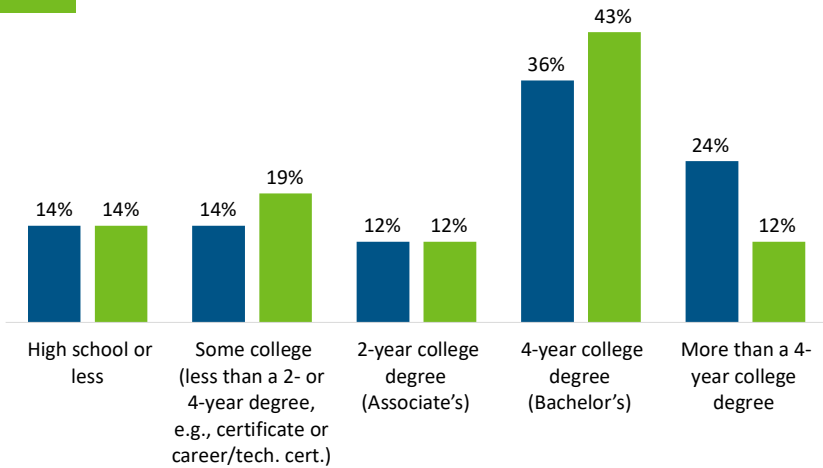


What, if anything, may prevent you from continuing your education after high school?*

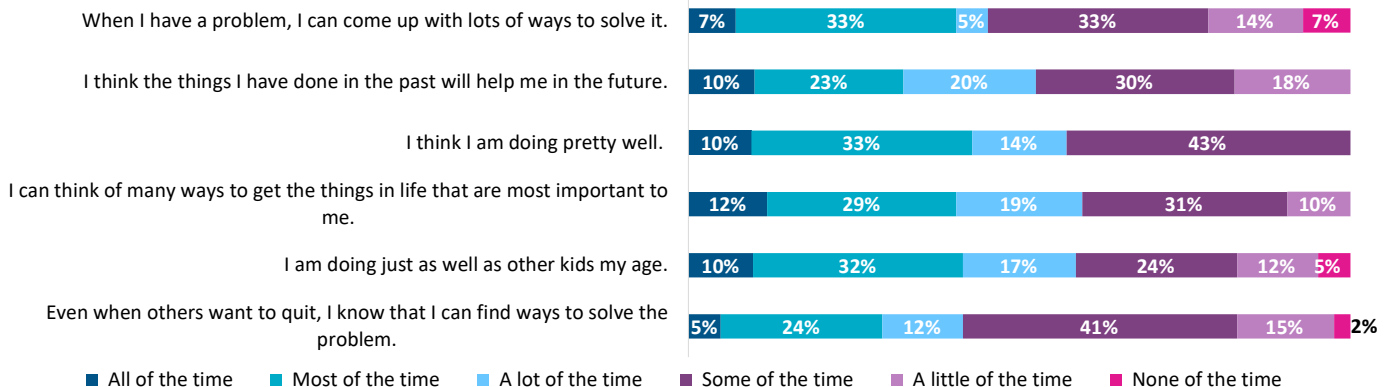


What is the highest level of education that you...

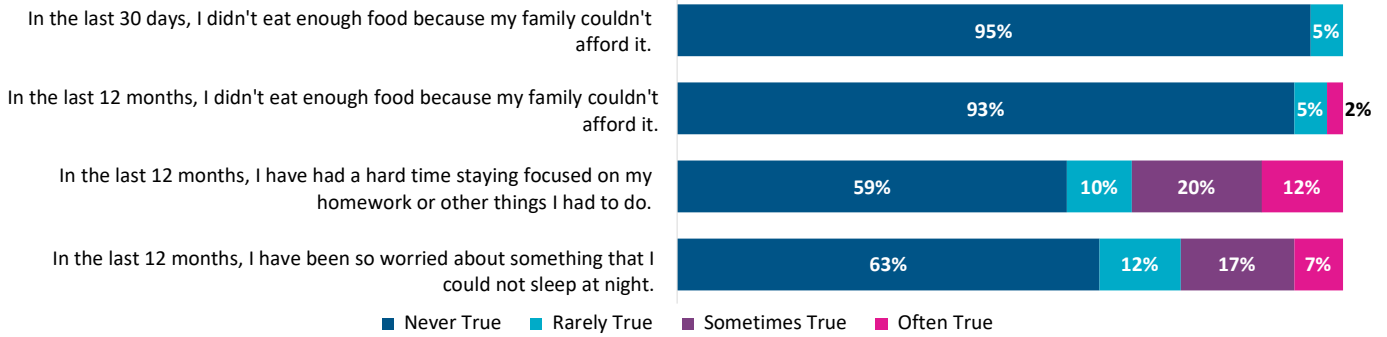
■ would like to get? ■ expect to get?



Please read the following sentences below and think about how you are in most situations.



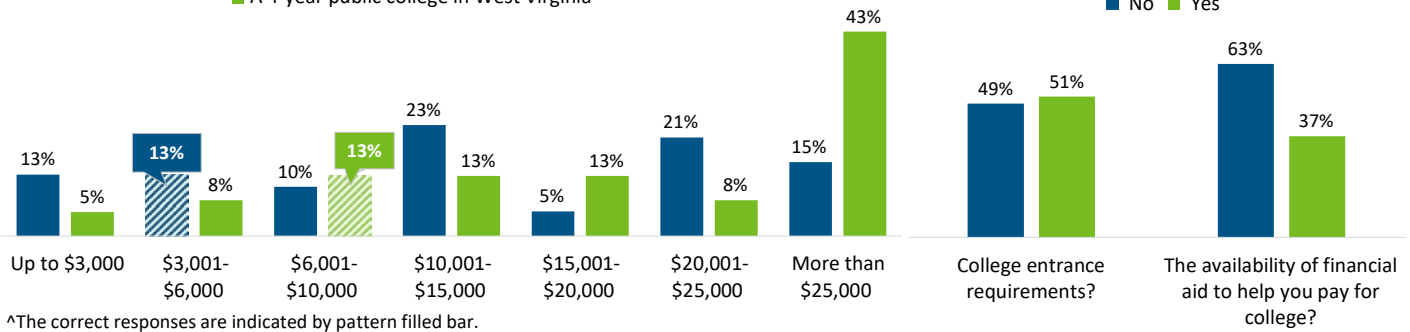
Please rate how much the following statements are true for you.



Section 4: College Knowledge and Awareness

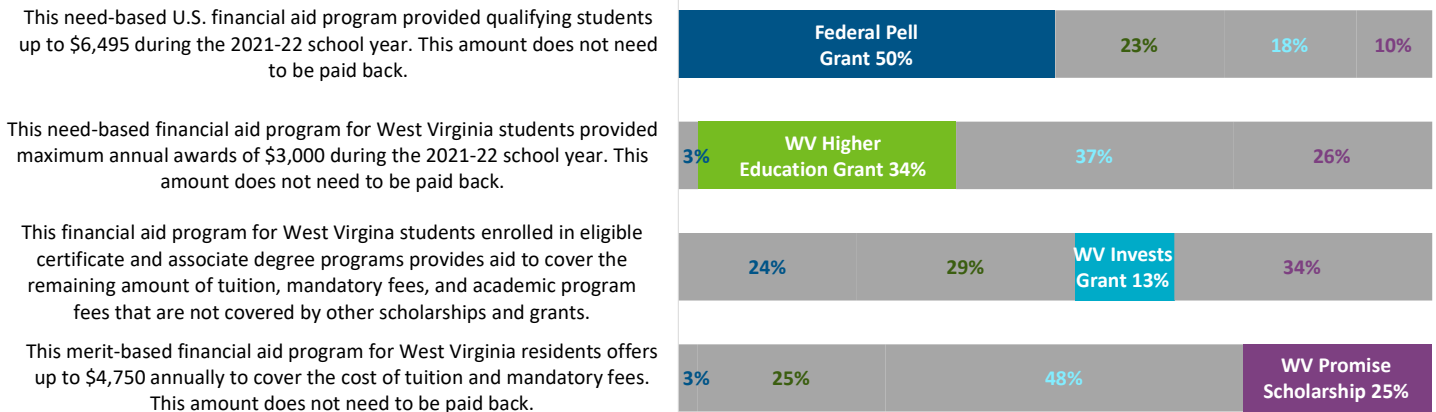
On average, how much do you think it costs for one year of in-state tuition to attend the following college options in West Virginia?[^]

- A 2-year public community/technical college in West Virginia
- A 4-year public college in West Virginia



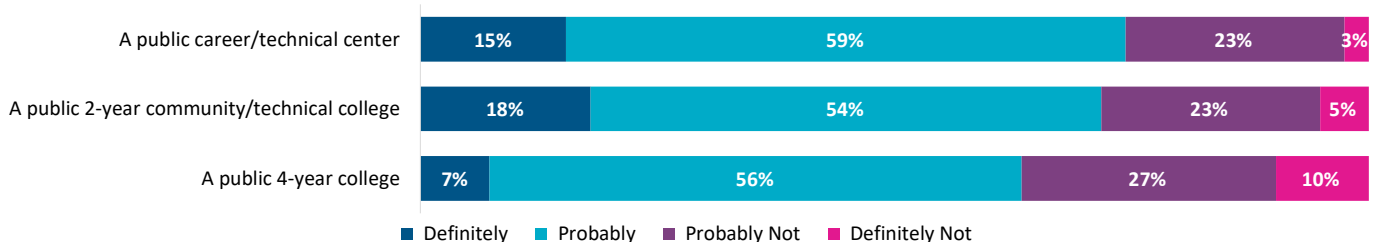
[^]The correct responses are indicated by pattern filled bar.

Financial aid programs available to West Virginia students[^]

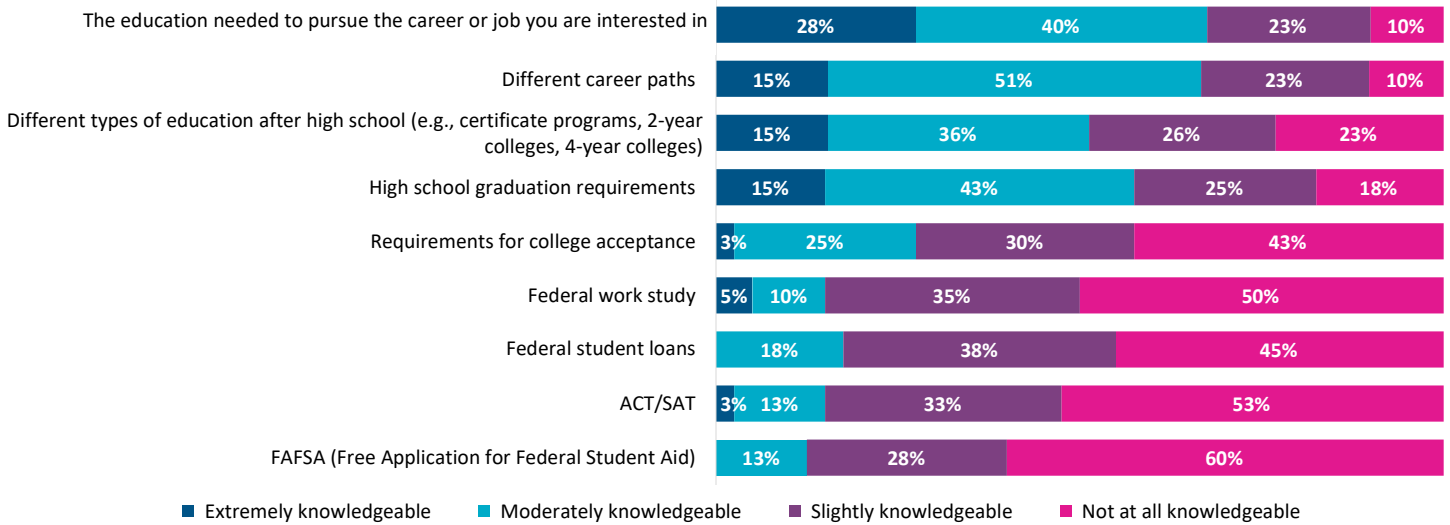


[^]The correct responses are indicated by filled bar.

Do you think that you could afford to attend one of the following types of colleges using financial aid, scholarships, and your family's resources?



Please rate your level of knowledge about the following topics.



Section 5: College and Career Activities and Services

Have you participated in any of the activities below? If you did attend, how helpful was the activity in preparing you for your future?[^]

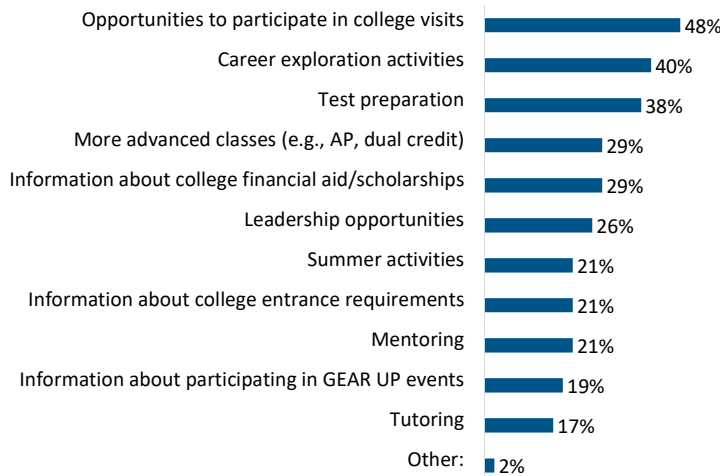
extent participant found each of the following activities helpful

non-participation status

	Extremely helpful	Moderately helpful	Slightly helpful	Not at all helpful	Number of participants	Not offered/does not apply	Offered, but I did not attend	Number of non-participants
College Application and Exploration Week	32%	41%	27%	0%	22	94%	6%	18
Activities related to science, technology, engineering, and mathematics (STEM)	14%	43%	43%	0%	7	55%	45%	33
Help with classes (for example, tutoring or homework help)	14%	43%	29%	14%	14	46%	54%	26
Financial literacy workshops (for example, Get a Life Program)	0%	50%	40%	10%	10	50%	50%	30
CFWV.com Web Portal	0%	45%	36%	18%	11	66%	34%	29
College campus visits (virtual)	18%	18%	45%	18%	11	68%	32%	28

[^]Blue column percentages are based on those respondents who indicated participation in an activity. Pink column percentages are based on those respondents who indicated they did not participate in an activity.

Which of the following do you need from your school or GEAR UP to help you be more successful in school and more prepared for college?*



School-Level Response Rates:

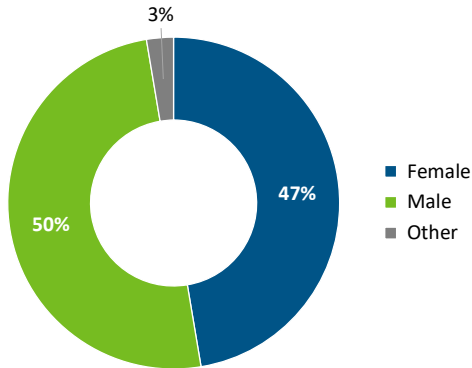
Total Enrollment	84
Surveys Received	77
Response Rate	92%

School Name: **Ceredo-Kenova Middle School**
 Survey Type: **Grade 7 Student Survey Report**

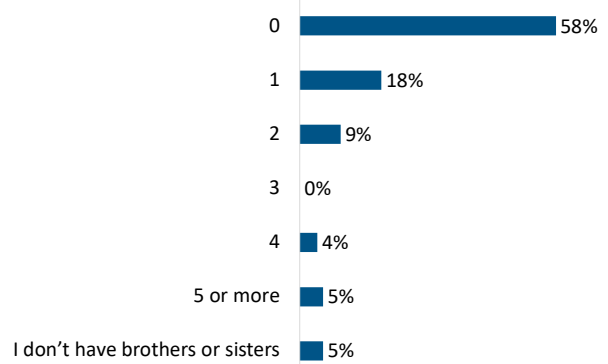
Notes: Throughout this report, all percentages are rounded to the nearest whole number; amounts lower than 0.5% are rounded down to 0%. An asterisk indicates a select all that apply question; amounts may exceed 100%.

Section 1: Background/Demographics


What is your gender?



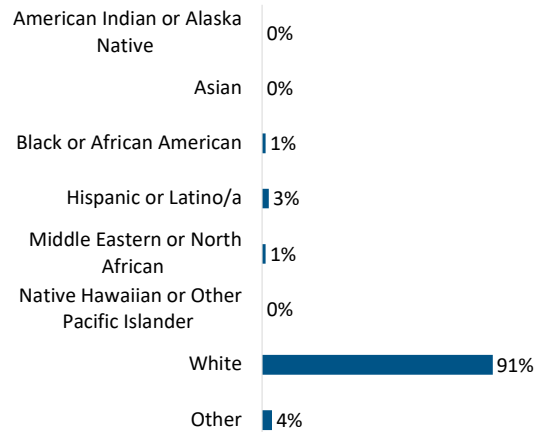
If you have brothers or sisters, how many have attended college in the past or are in college now?



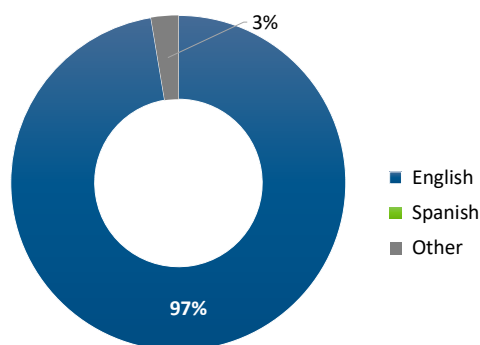
What is the highest level of education achieved by your parent(s)/guardian(s)?



What is your race/ethnicity?

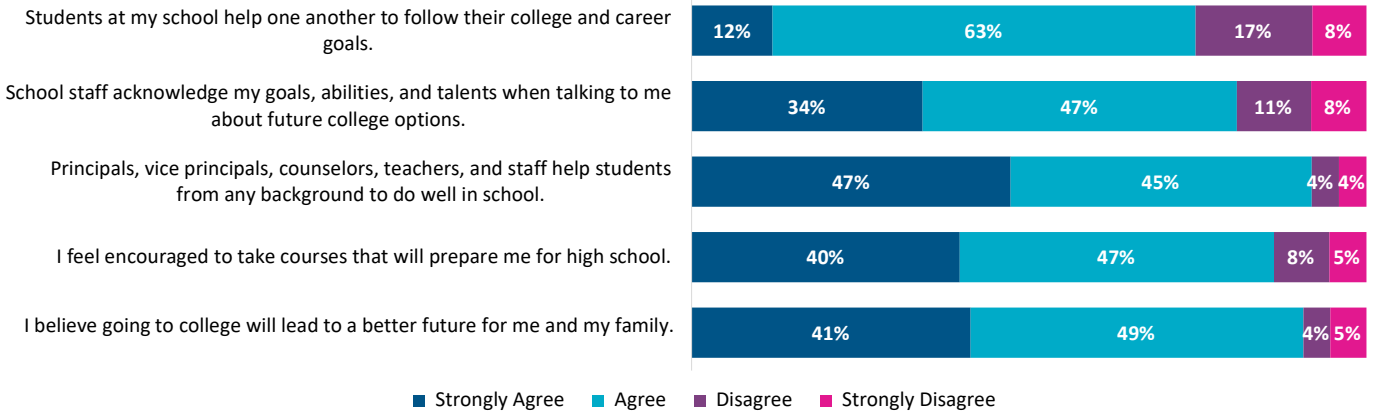


What is the main language you speak at home?



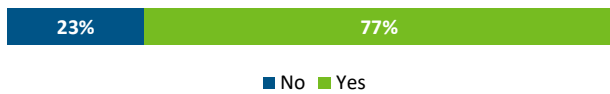
Section 2: About Your School

Please select how much you agree with the following statements about your school.



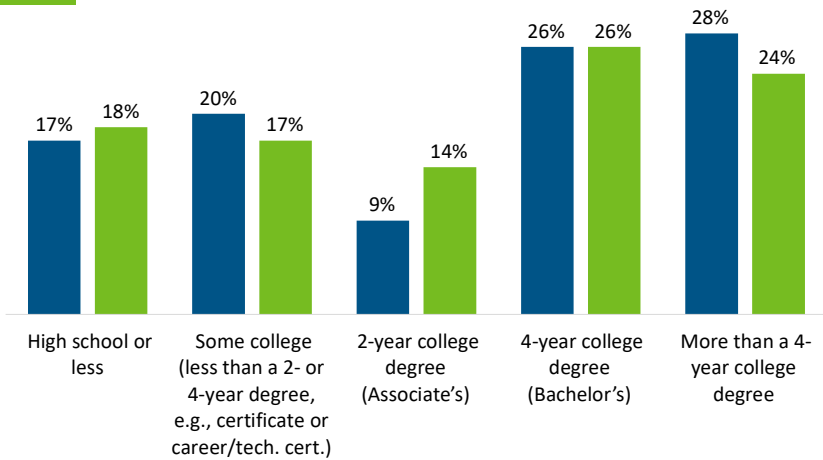
Section 3: Educational Goals and Aspirations

Do you plan to continue your education after high school?

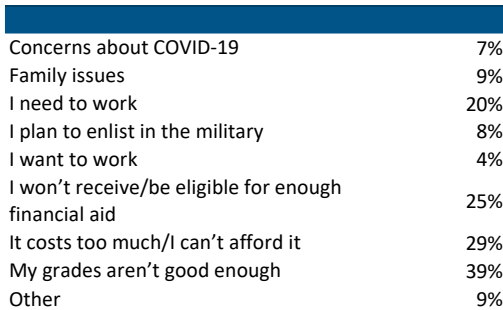


What is the highest level of education that you...

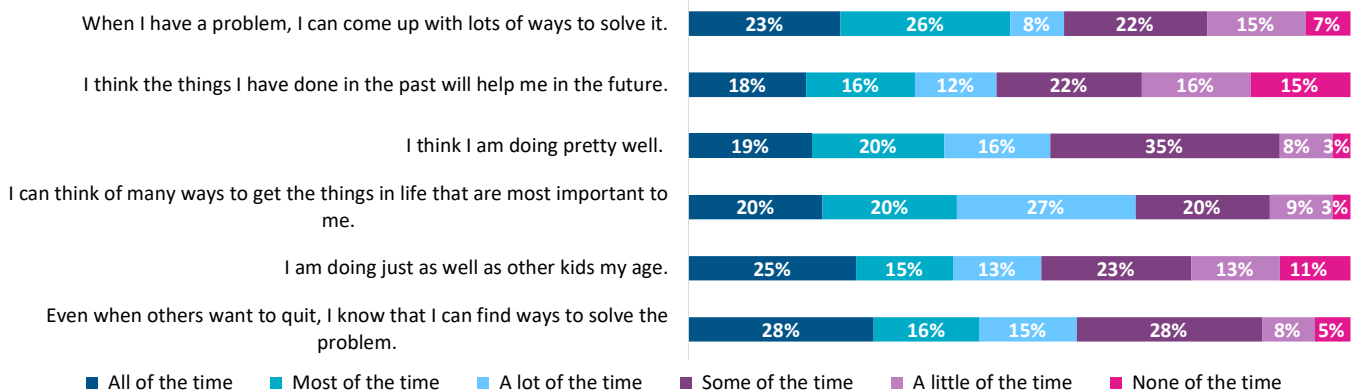
■ would like to get? ■ expect to get?



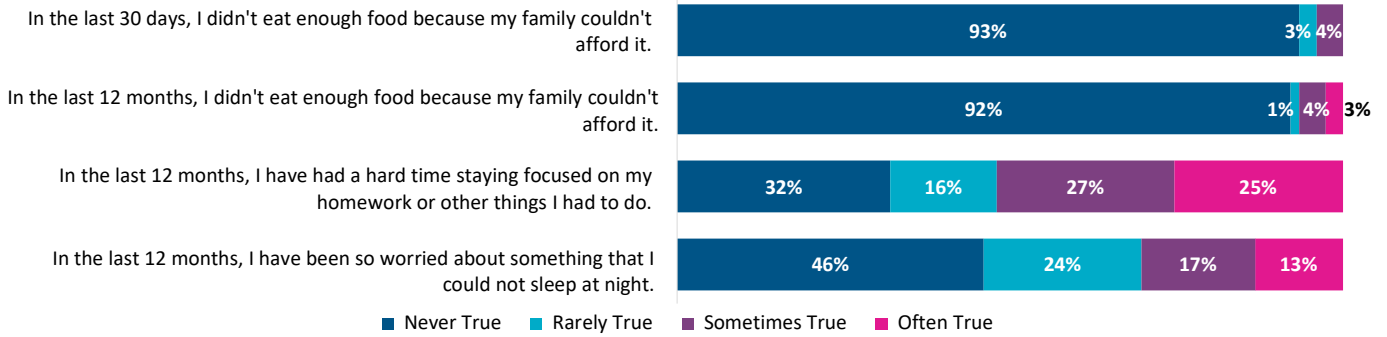
What, if anything, may prevent you from continuing your education after high school?*



Please read the following sentences below and think about how you are in most situations.

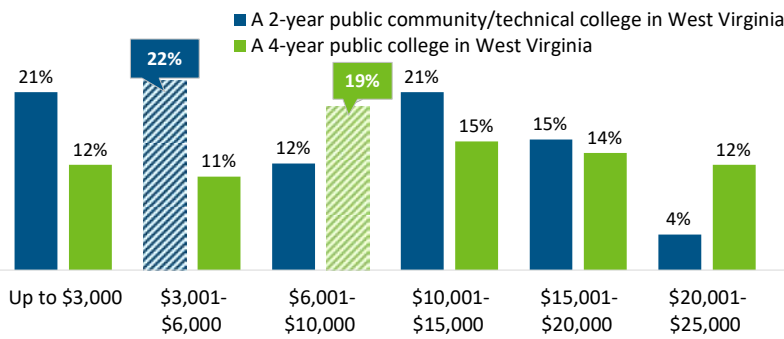


Please rate how much the following statements are true for you.

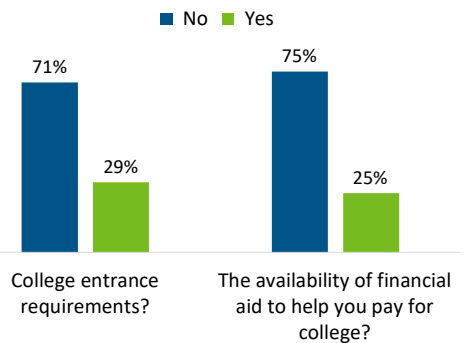


Section 4: College Knowledge and Awareness

On average, how much do you think it costs for one year of in-state tuition to attend the following college options in West Virginia?^

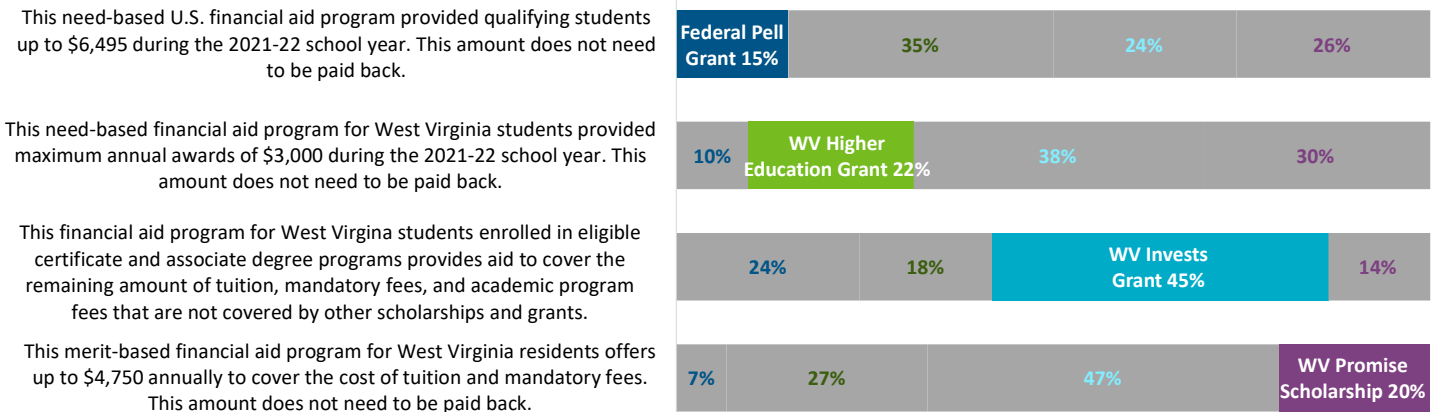


Has anyone from your school or GEAR UP ever spoken with you about...



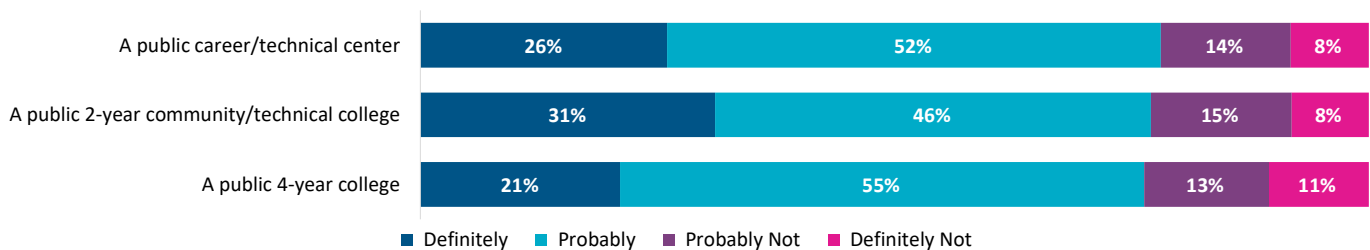
^The correct responses are indicated by pattern filled bar.

Financial aid programs available to West Virginia students^

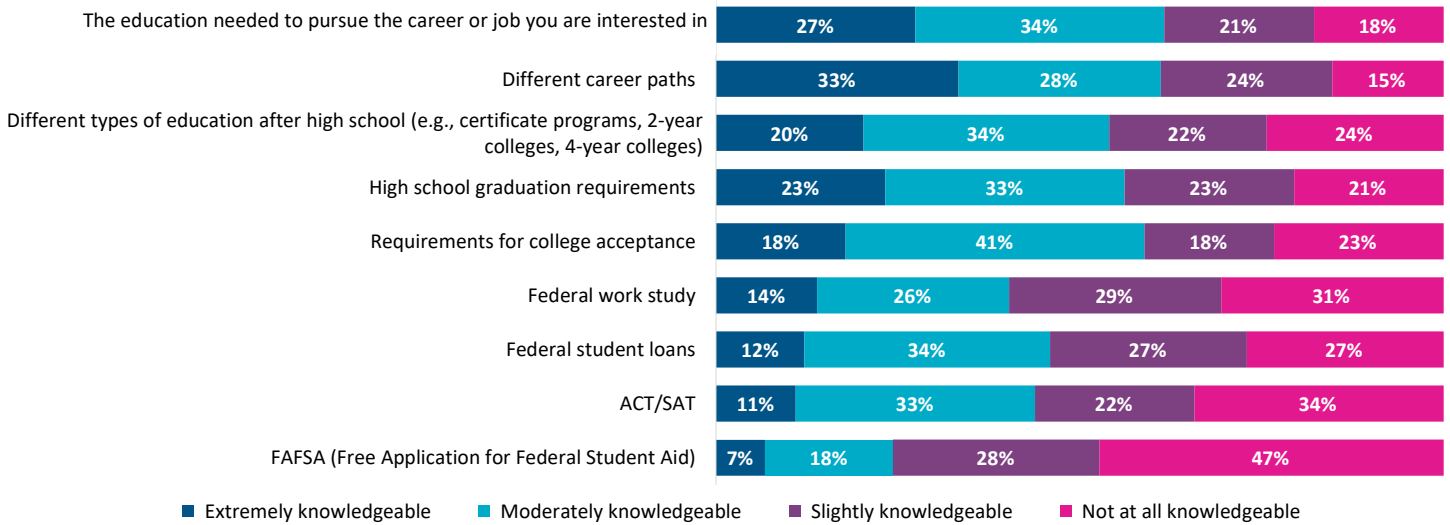


^The correct responses are indicated by filled bar.

Do you think that you could afford to attend one of the following types of colleges using financial aid, scholarships, and your family's resources?



Please rate your level of knowledge about the following topics.



Section 5: College and Career Activities and Services

Have you participated in any of the activities below? If you did attend, how helpful was the activity in preparing you for your future?[^]

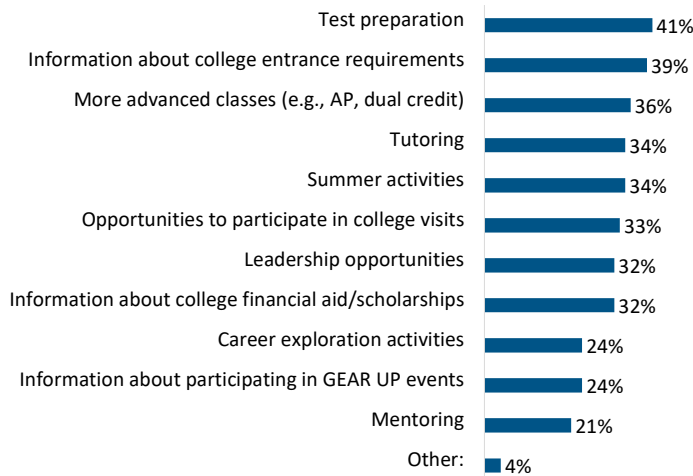
extent participant found each of the following activities helpful

non-participation status

	Extremely helpful	Moderately helpful	Slightly helpful	Not at all helpful	Number of participants	Not offered/does not apply	Offered, but I did not attend	Number of non-participants
College Application and Exploration Week	24%	19%	52%	5%	21	87%	13%	52
Activities related to science, technology, engineering, and mathematics (STEM)	14%	49%	23%	14%	35	68%	32%	38
Help with classes (for example, tutoring or homework help)	31%	34%	29%	6%	35	71%	29%	38
Financial literacy workshops (for example, Get a Life Program)	14%	41%	23%	23%	22	90%	10%	48
CFWV.com Web Portal	20%	35%	35%	10%	20	84%	16%	51
College campus visits (virtual)	25%	46%	21%	8%	24	86%	14%	49

[^]Blue column percentages are based on those respondents who indicated participation in an activity. Pink column percentages are based on those respondents who indicated they did not participate in an activity.

Which of the following do you need from your school or GEAR UP to help you be more successful in school and more prepared for college?*

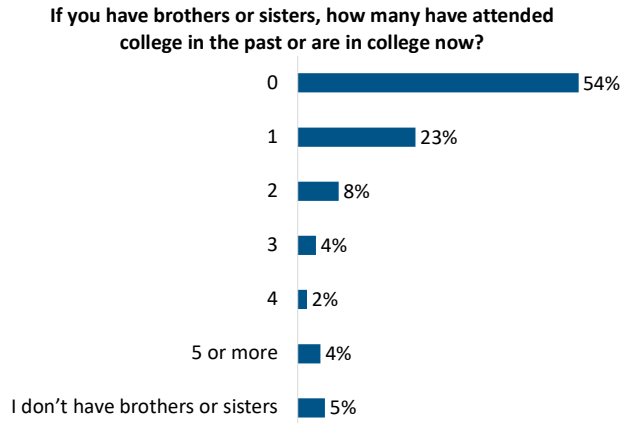
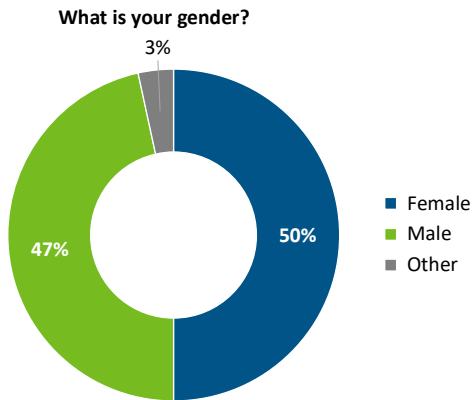


School-Level Response Rates:	
Total Enrollment	133
Surveys Received	117
Response Rate	88%

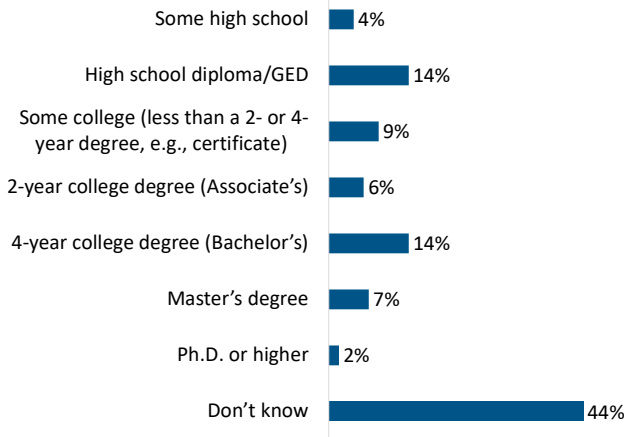
School Name: **Chapmanville Middle School**
 Survey Type: **Grade 7 Student Survey Report**

Notes: Throughout this report, all percentages are rounded to the nearest whole number; amounts lower than 0.5% are rounded down to 0%. An asterisk indicates a select all that apply question; amounts may exceed 100%.

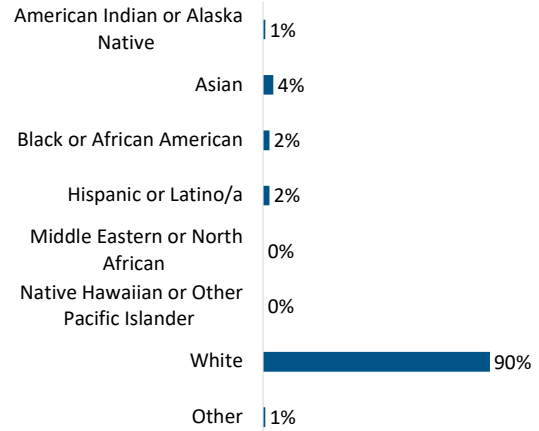
Section 1: Background/Demographics



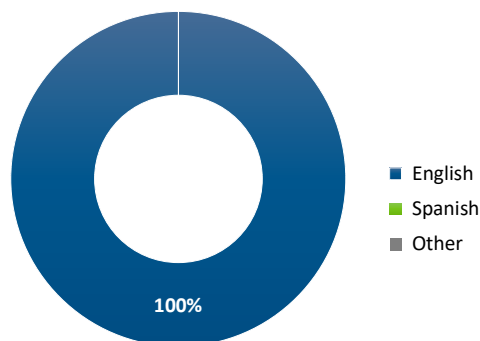
What is the highest level of education achieved by your parent(s)/guardian(s)?



What is your race/ethnicity?

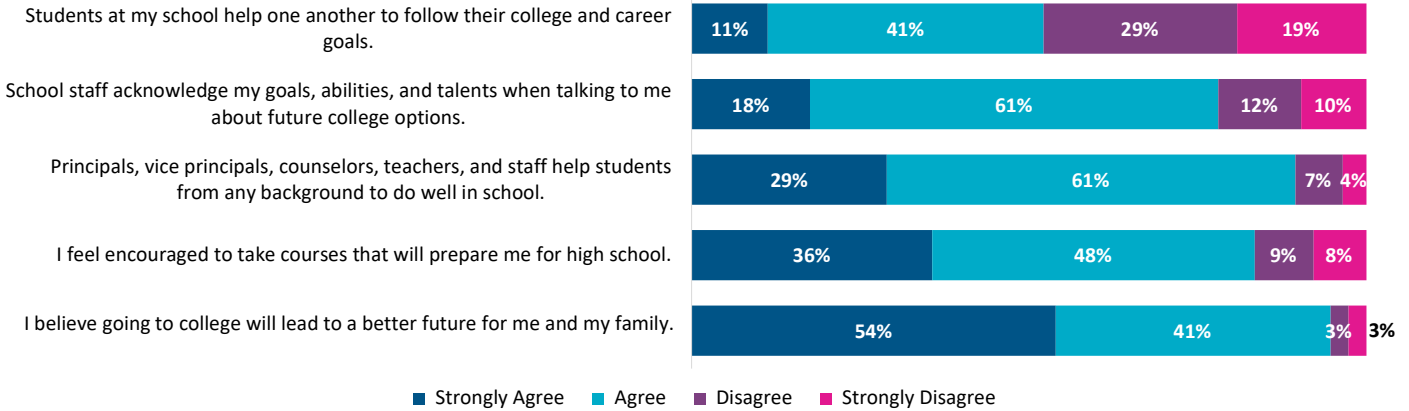


What is the main language you speak at home?



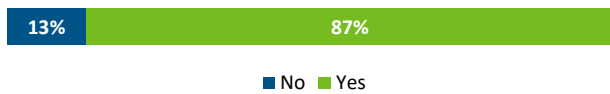
Section 2: About Your School

Please select how much you agree with the following statements about your school.

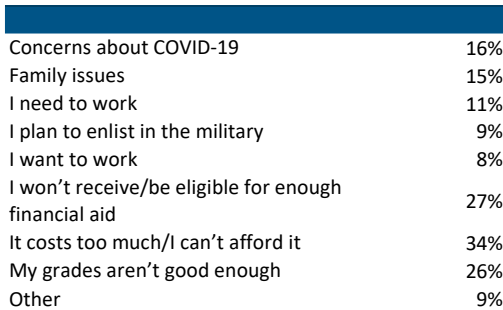


Section 3: Educational Goals and Aspirations

Do you plan to continue your education after high school?

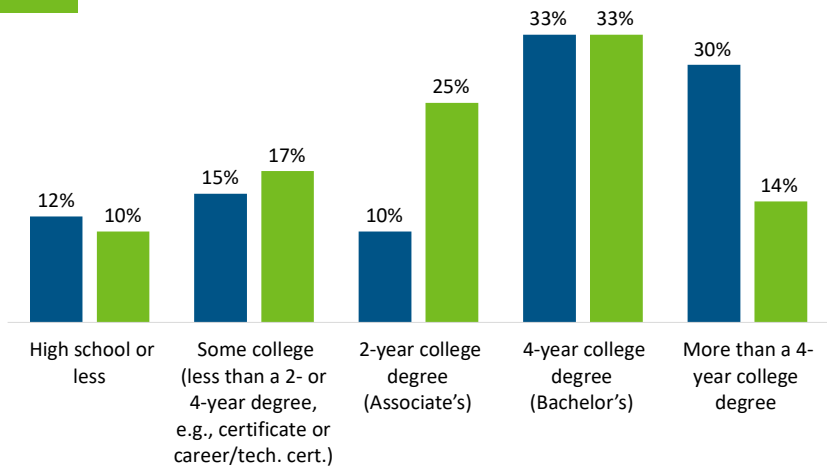


What, if anything, may prevent you from continuing your education after high school?*

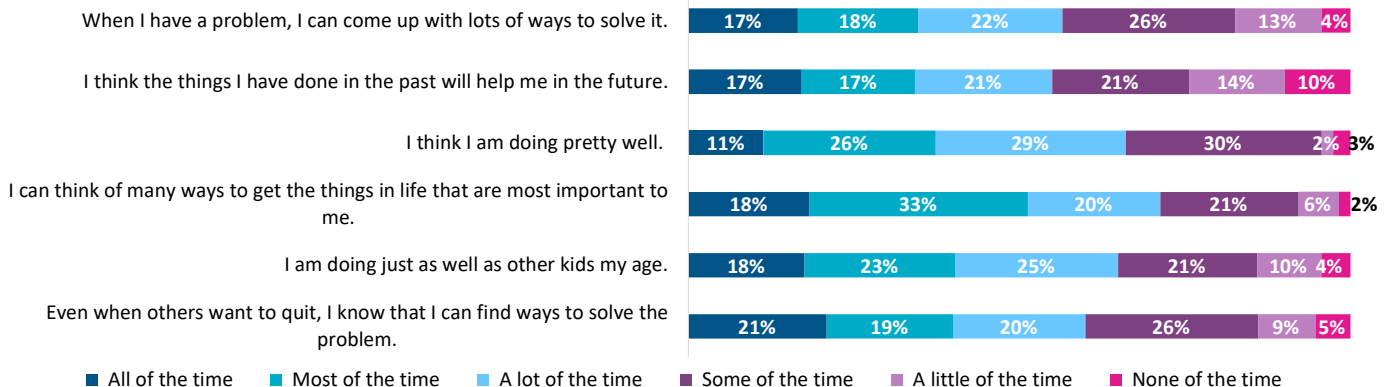


What is the highest level of education that you...

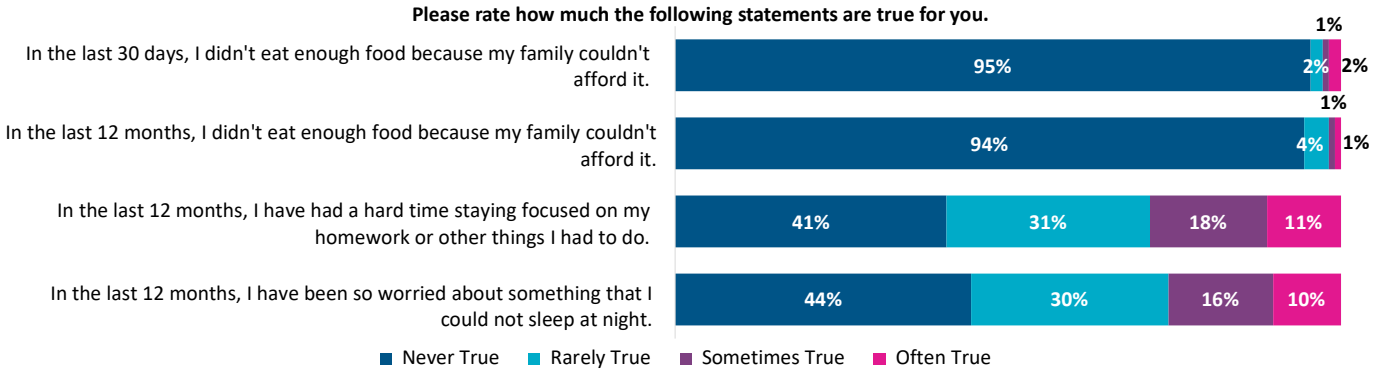
■ would like to get? ■ expect to get?



Please read the following sentences below and think about how you are in most situations.

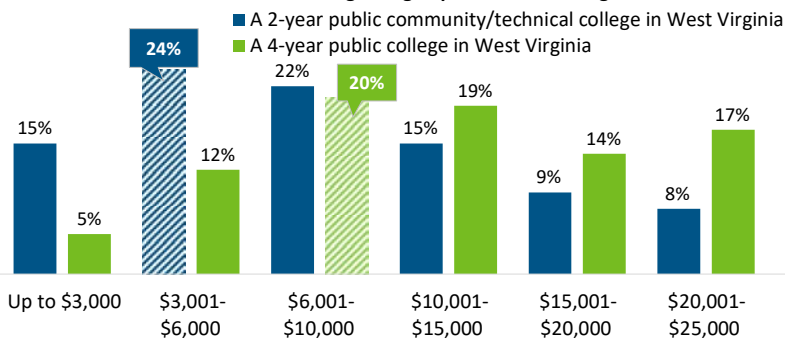


Please rate how much the following statements are true for you.



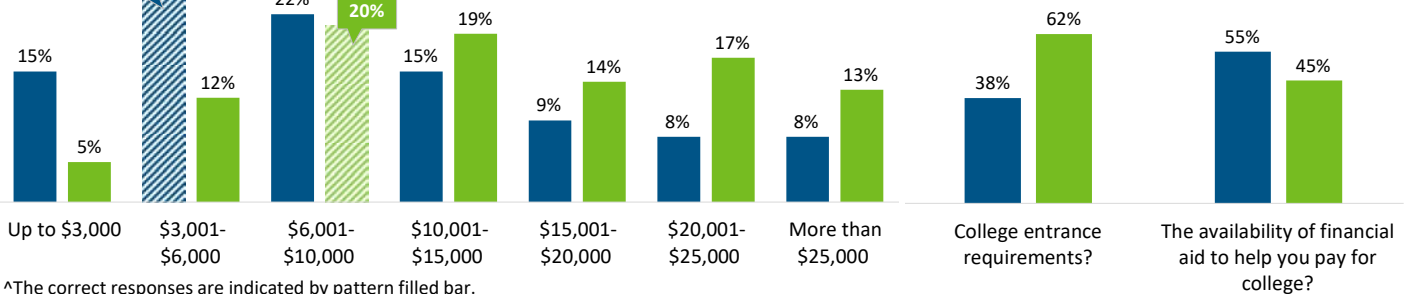
Section 4: College Knowledge and Awareness

On average, how much do you think it costs for one year of in-state tuition to attend the following college options in West Virginia?^



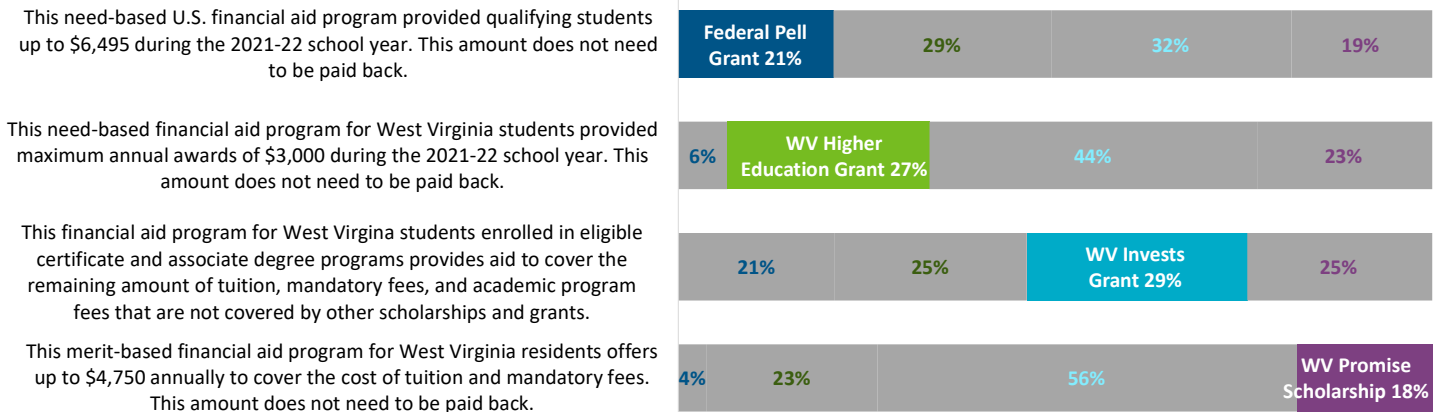
Has anyone from your school or GEAR UP ever spoken with you about...

Legend: No (Blue), Yes (Green)



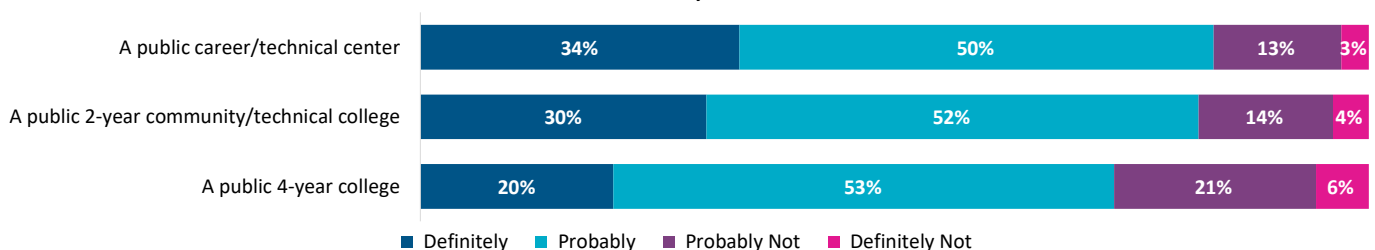
^The correct responses are indicated by pattern filled bar.

Financial aid programs available to West Virginia students^

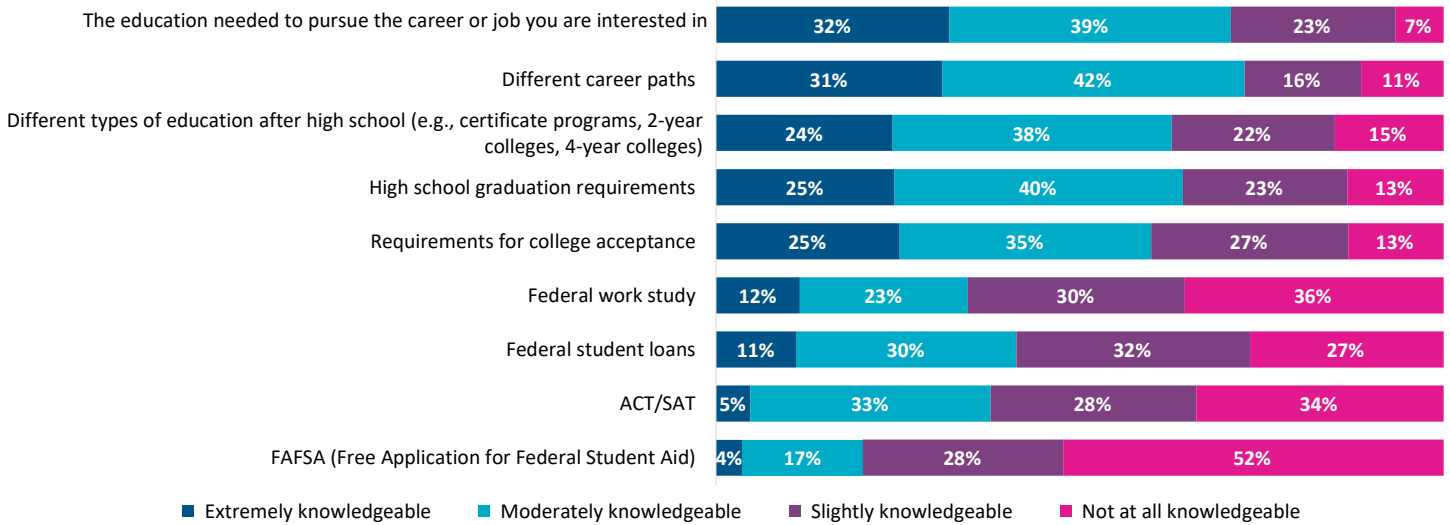


^The correct responses are indicated by filled bar.

Do you think that you could afford to attend one of the following types of colleges using financial aid, scholarships, and your family's resources?



Please rate your level of knowledge about the following topics.



Section 5: College and Career Activities and Services

Have you participated in any of the activities below? If you did attend, how helpful was the activity in preparing you for your future?[^]

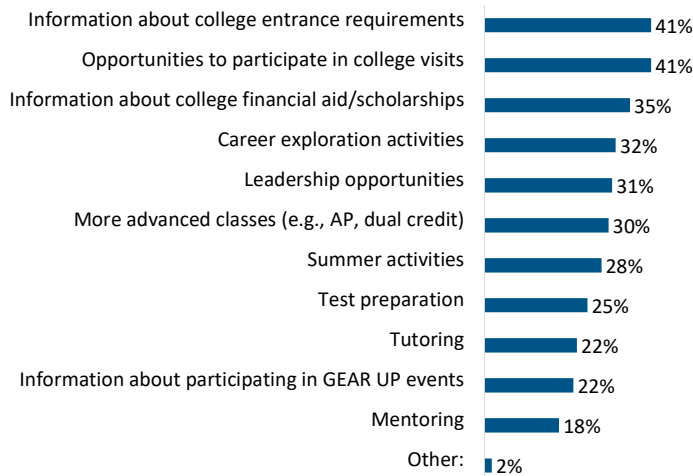
extent participant found each of the following activities helpful

non-participation status

	Extremely helpful	Moderately helpful	Slightly helpful	Not at all helpful	Number of participants	Not offered/does not apply	Offered, but I did not attend	Number of non-participants
College Application and Exploration Week	19%	35%	38%	8%	26	96%	4%	78
Activities related to science, technology, engineering, and mathematics (STEM)	8%	45%	41%	6%	51	78%	22%	54
Help with classes (for example, tutoring or homework help)	13%	41%	39%	7%	54	76%	24%	51
Financial literacy workshops (for example, Get a Life Program)	10%	41%	41%	7%	41	92%	8%	64
CFWV.com Web Portal	5%	54%	38%	3%	37	92%	8%	66
College campus visits (virtual)	26%	33%	36%	5%	39	94%	6%	66

[^]Blue column percentages are based on those respondents who indicated participation in an activity. Pink column percentages are based on those respondents who indicated they did not participate in an activity.

Which of the following do you need from your school or GEAR UP to help you be more successful in school and more prepared for college?*





School-Level Response Rates:

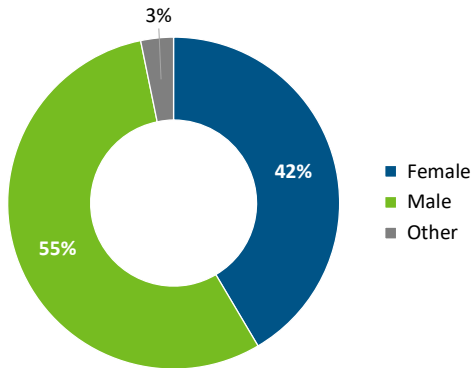
Total Enrollment	144
Surveys Received	98
Response Rate	68%

School Name: **Clay County Middle School**
 Survey Type: **Grade 7 Student Survey Report**

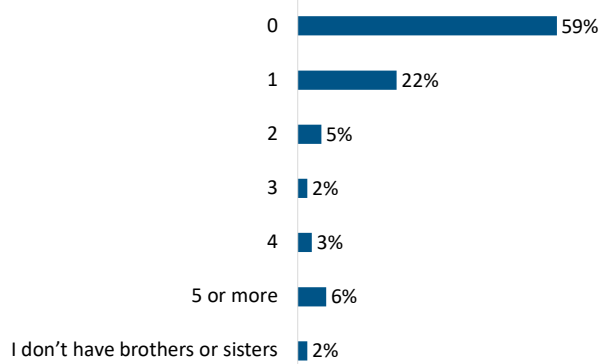
Notes: Throughout this report, all percentages are rounded to the nearest whole number; amounts lower than 0.5% are rounded down to 0%. An asterisk indicates a select all that apply question; amounts may exceed 100%.

Section 1: Background/Demographics

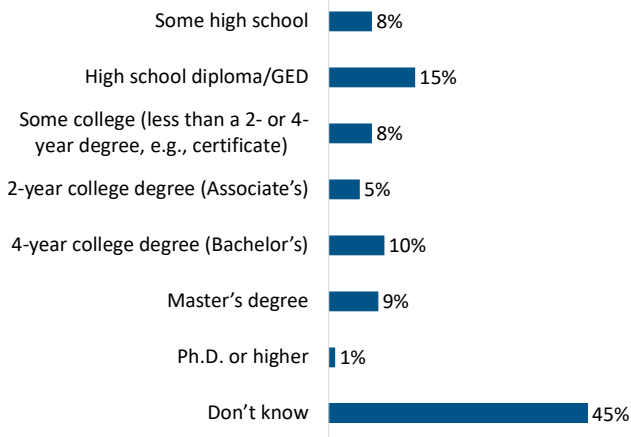
What is your gender?



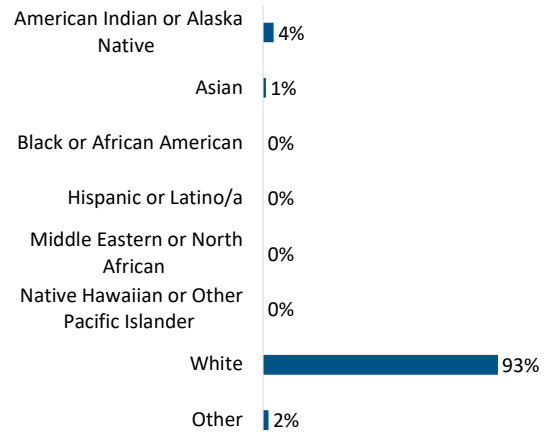
If you have brothers or sisters, how many have attended college in the past or are in college now?



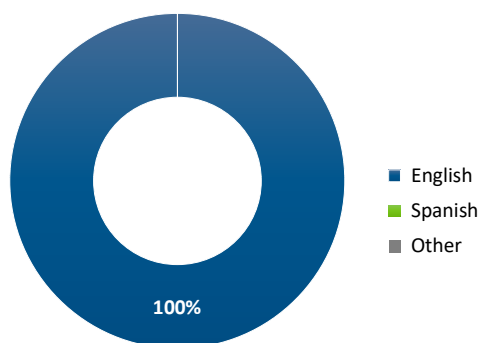
What is the highest level of education achieved by your parent(s)/guardian(s)?



What is your race/ethnicity?

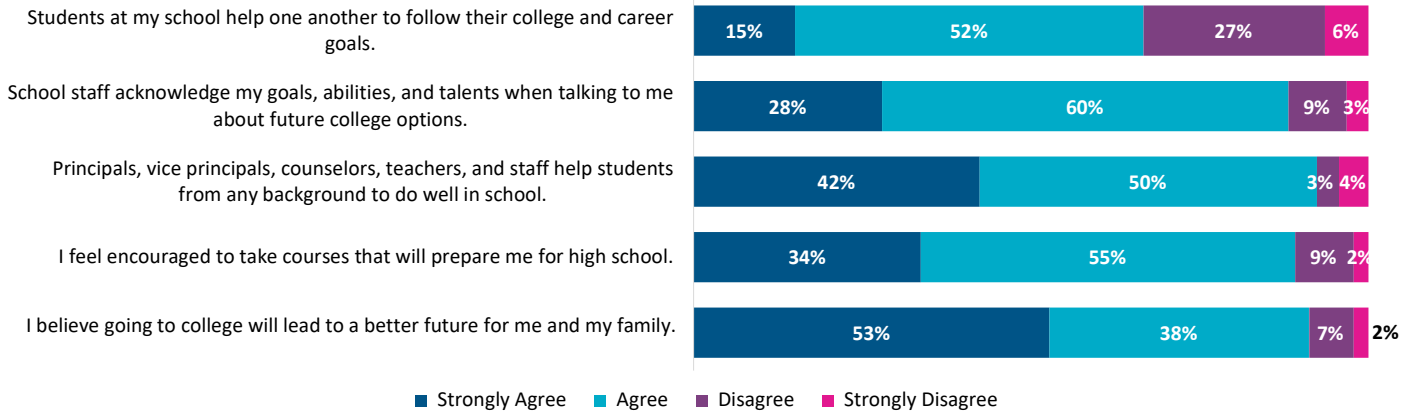


What is the main language you speak at home?



Section 2: About Your School

Please select how much you agree with the following statements about your school.



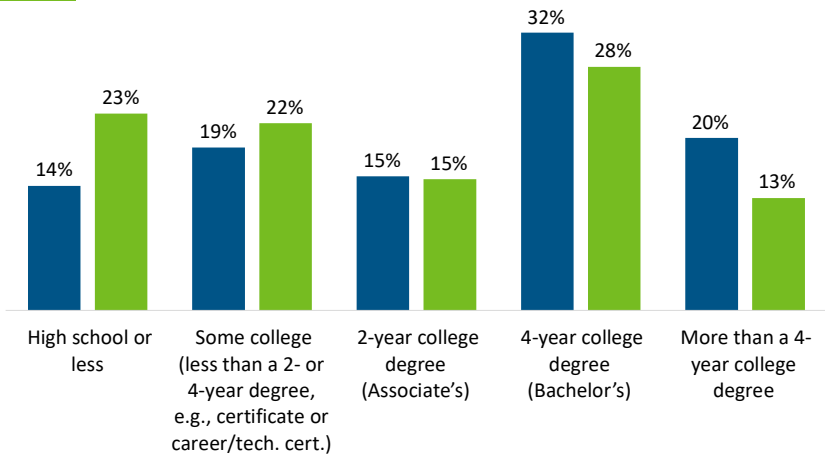
Section 3: Educational Goals and Aspirations

Do you plan to continue your education after high school?

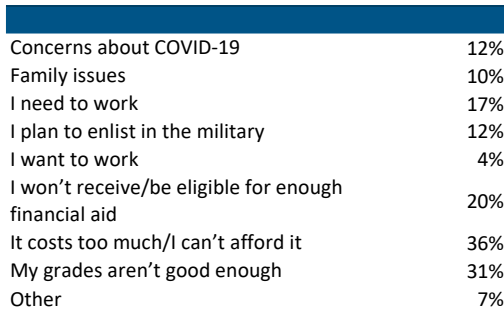


What is the highest level of education that you...

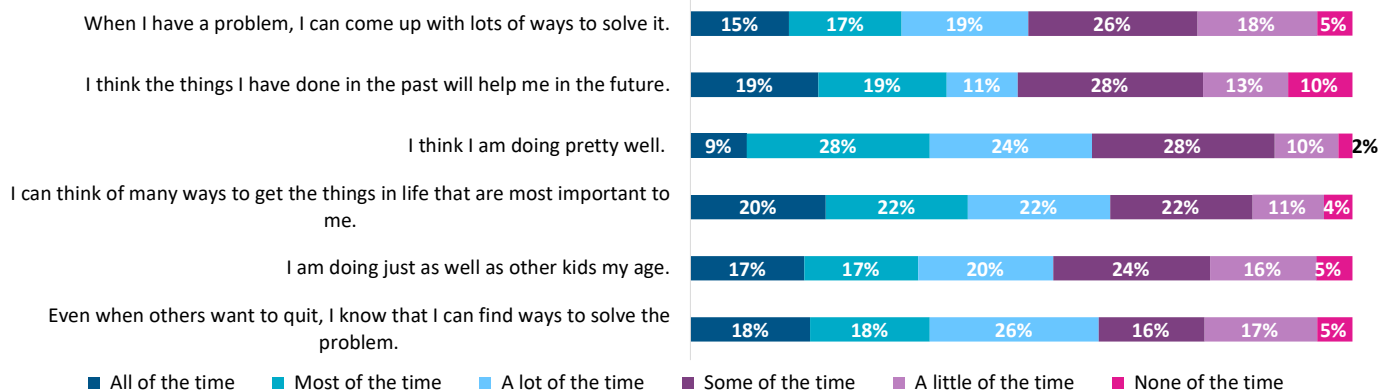
■ would like to get? ■ expect to get?



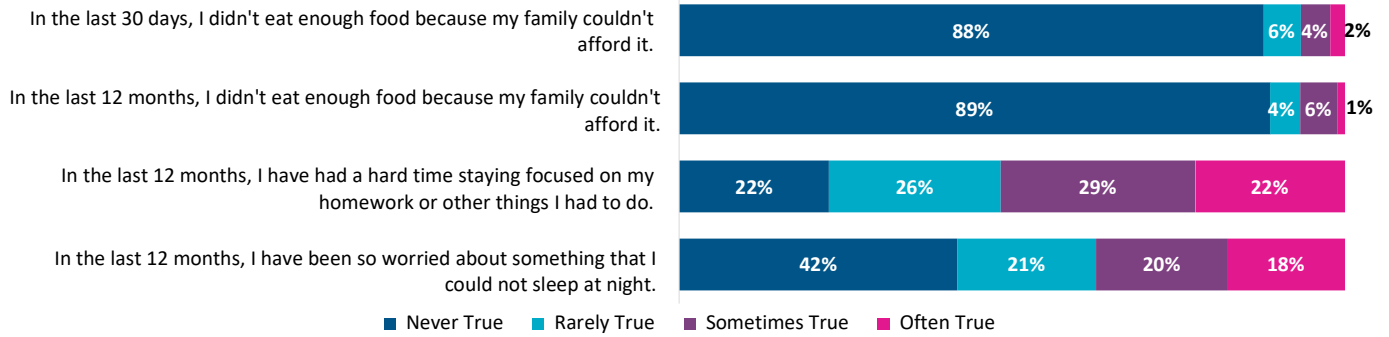
What, if anything, may prevent you from continuing your education after high school?*



Please read the following sentences below and think about how you are in most situations.

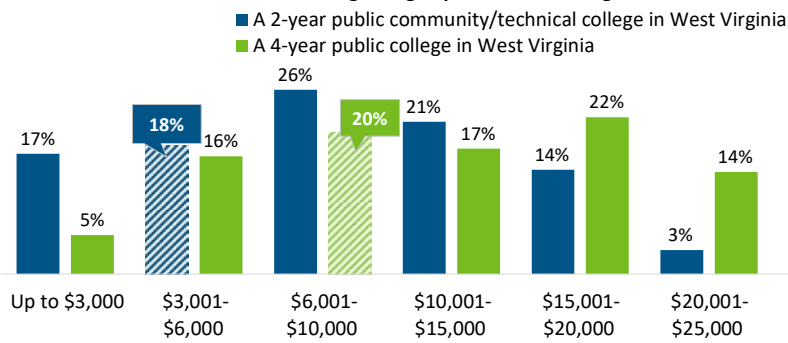


Please rate how much the following statements are true for you.

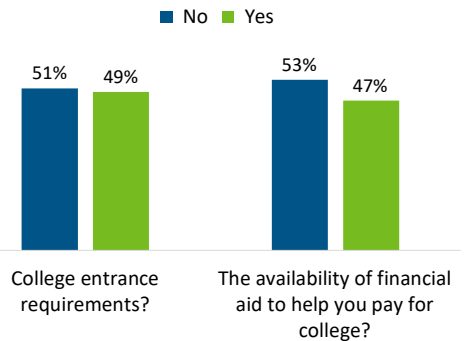


Section 4: College Knowledge and Awareness

On average, how much do you think it costs for one year of in-state tuition to attend the following college options in West Virginia?^

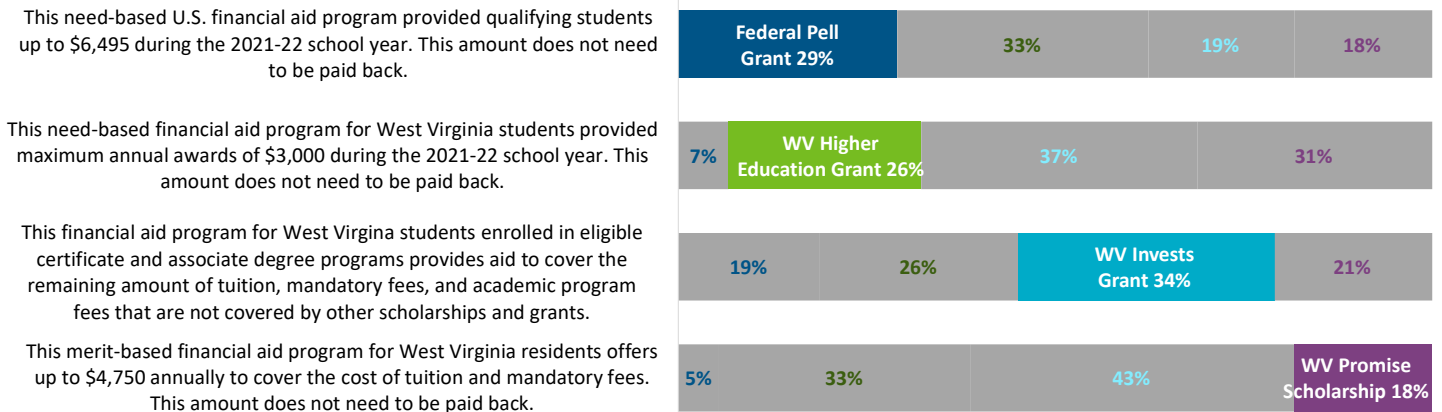


Has anyone from your school or GEAR UP ever spoken with you about...



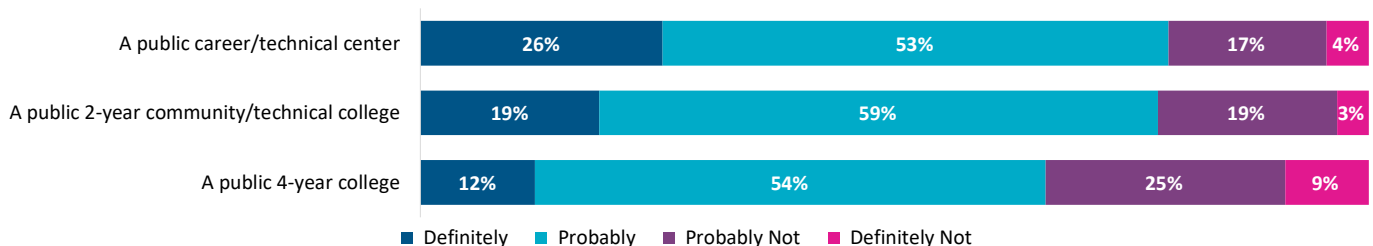
^The correct responses are indicated by pattern filled bar.

Financial aid programs available to West Virginia students^

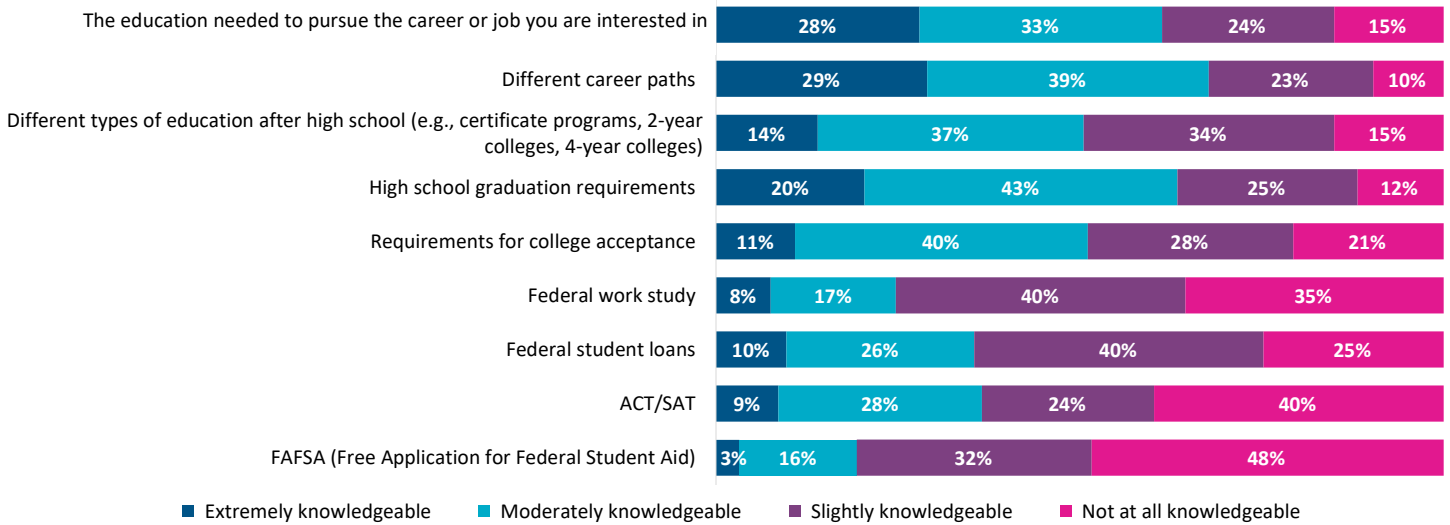


^The correct responses are indicated by filled bar.

Do you think that you could afford to attend one of the following types of colleges using financial aid, scholarships, and your family's resources?



Please rate your level of knowledge about the following topics.



Section 5: College and Career Activities and Services

Have you participated in any of the activities below? If you did attend, how helpful was the activity in preparing you for your future?[^]

extent participant found each of the following activities helpful

non-participation status

	extent participant found each of the following activities helpful				Number of participants	non-participation status		
	Extremely helpful	Moderately helpful	Slightly helpful	Not at all helpful		Not offered/does not apply	Offered, but I did not attend	Number of non-participants
College Application and Exploration Week	11%	25%	43%	21%	28	92%	8%	65
Activities related to science, technology, engineering, and mathematics (STEM)	16%	41%	27%	16%	44	83%	17%	47
Help with classes (for example, tutoring or homework help)	23%	23%	40%	14%	43	66%	34%	50
Financial literacy workshops (for example, Get a Life Program)	6%	34%	38%	22%	32	88%	12%	60
CFWV.com Web Portal	25%	33%	29%	13%	48	78%	23%	40
College campus visits (virtual)	3%	45%	37%	16%	38	95%	5%	55

[^]Blue column percentages are based on those respondents who indicated participation in an activity. Pink column percentages are based on those respondents who indicated they did not participate in an activity.

Which of the following do you need from your school or GEAR UP to help you be more successful in school and more prepared for college?*



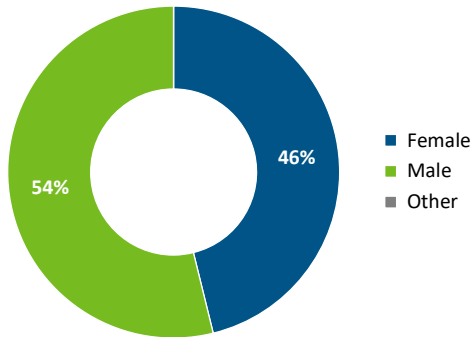
School-Level Response Rates:	
Total Enrollment	32
Surveys Received	28
Response Rate	88%

School Name: **Crum PK8**
 Survey Type: **Grade 7 Student Survey Report**

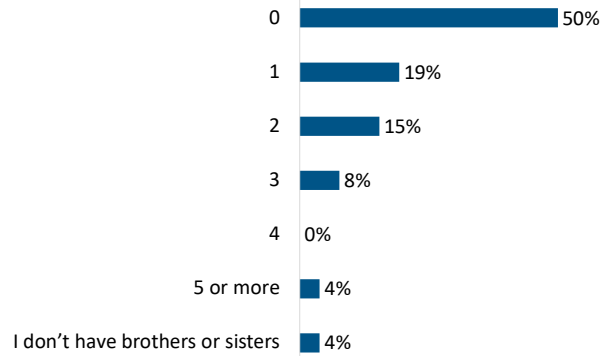
Notes: Throughout this report, all percentages are rounded to the nearest whole number; amounts lower than 0.5% are rounded down to 0%. An asterisk indicates a select all that apply question; amounts may exceed 100%.

Section 1: Background/Demographics

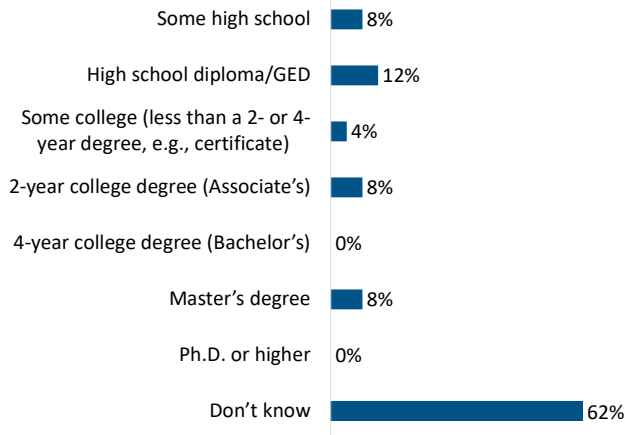
What is your gender?



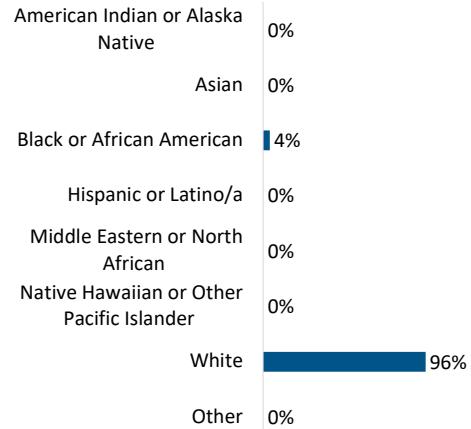
If you have brothers or sisters, how many have attended college in the past or are in college now?



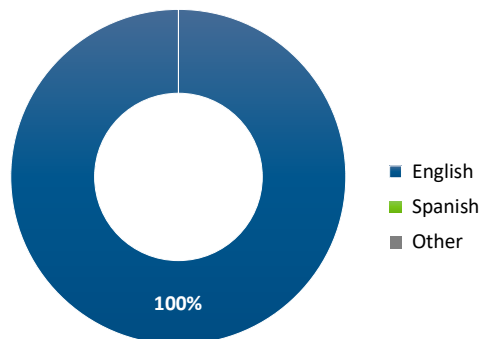
What is the highest level of education achieved by your parent(s)/guardian(s)?



What is your race/ethnicity?

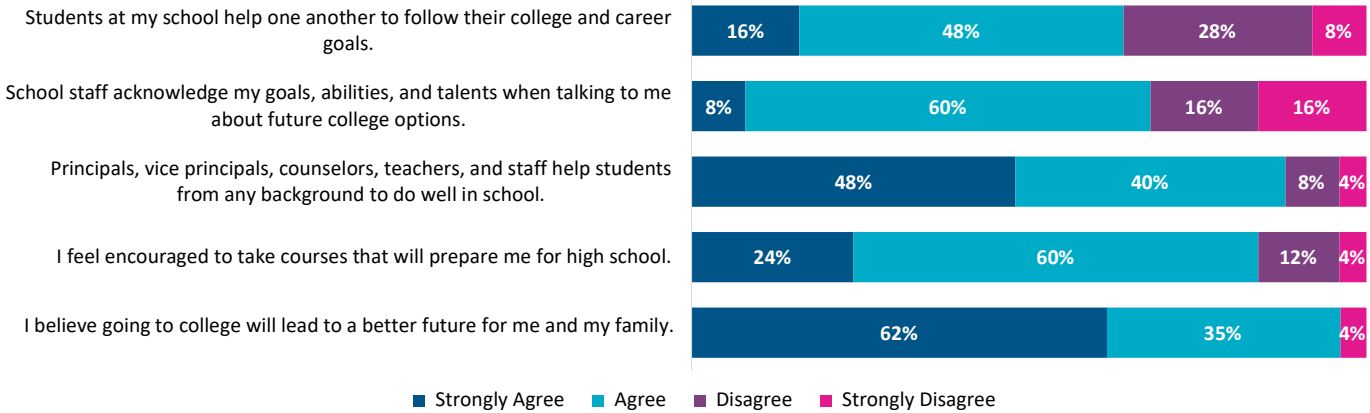


What is the main language you speak at home?



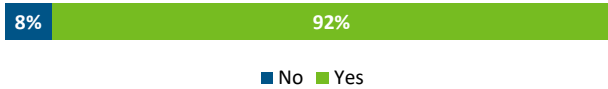
Section 2: About Your School

Please select how much you agree with the following statements about your school.



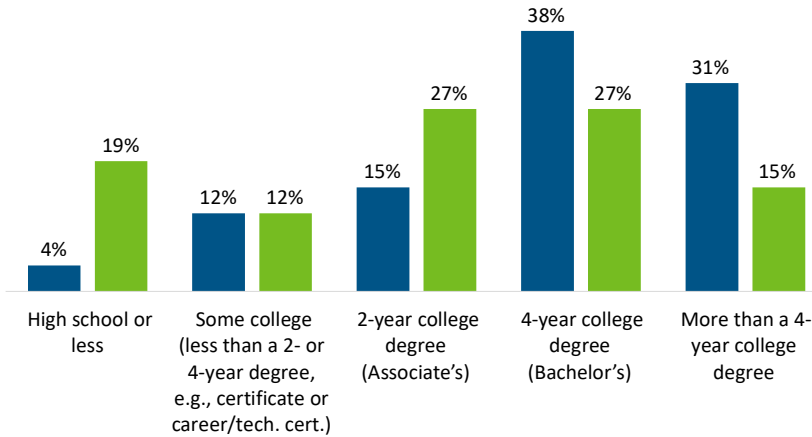
Section 3: Educational Goals and Aspirations

Do you plan to continue your education after high school?

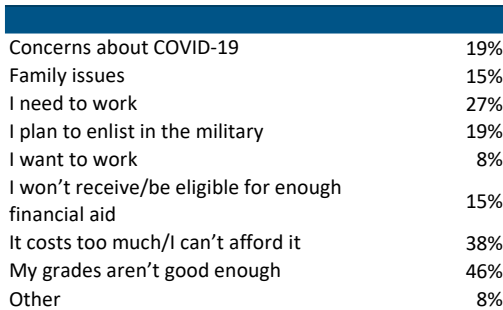


What is the highest level of education that you...

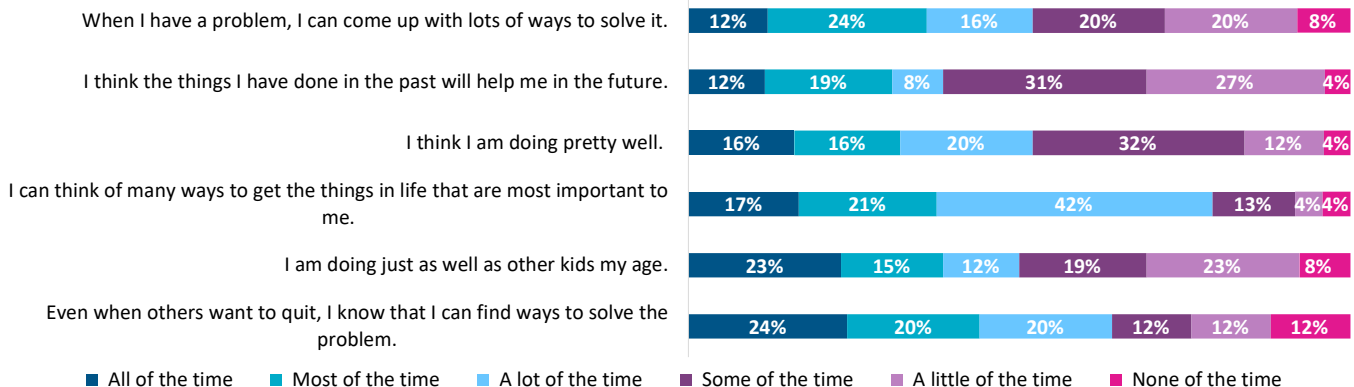
■ would like to get? ■ expect to get?



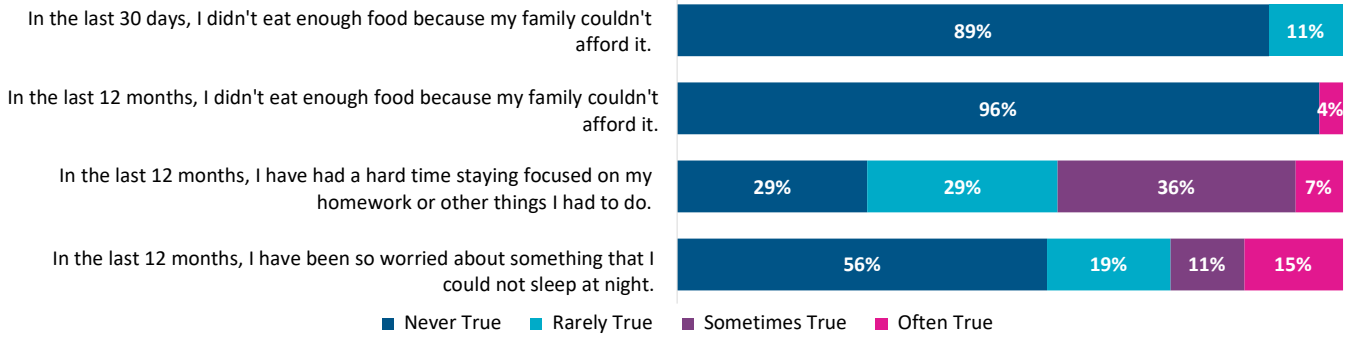
What, if anything, may prevent you from continuing your education after high school?*



Please read the following sentences below and think about how you are in most situations.

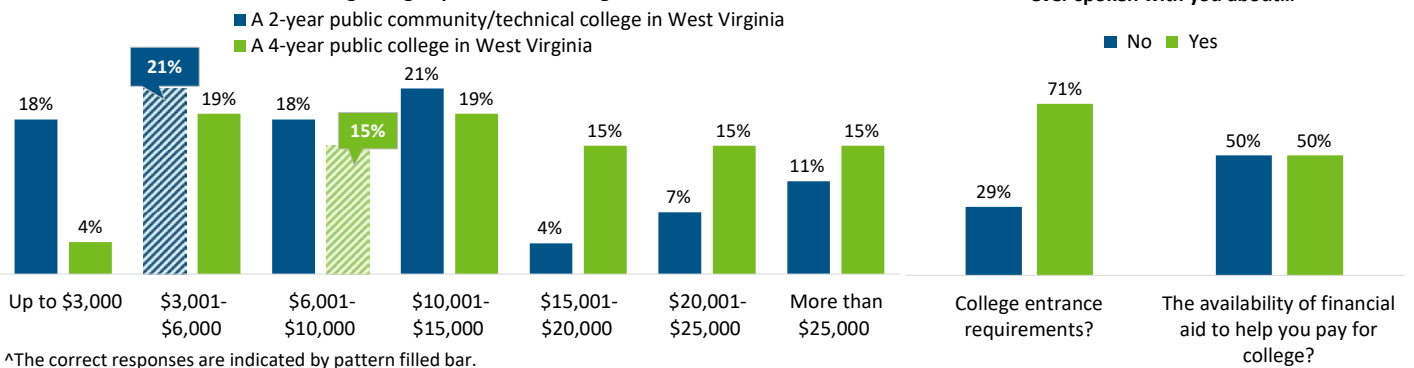


Please rate how much the following statements are true for you.

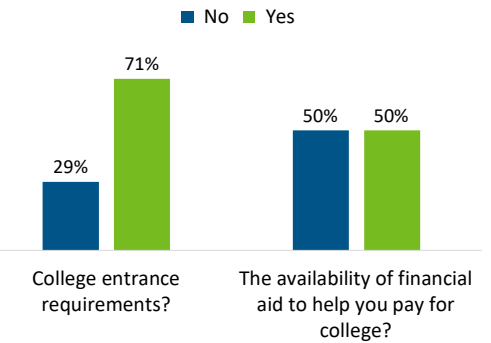


Section 4: College Knowledge and Awareness

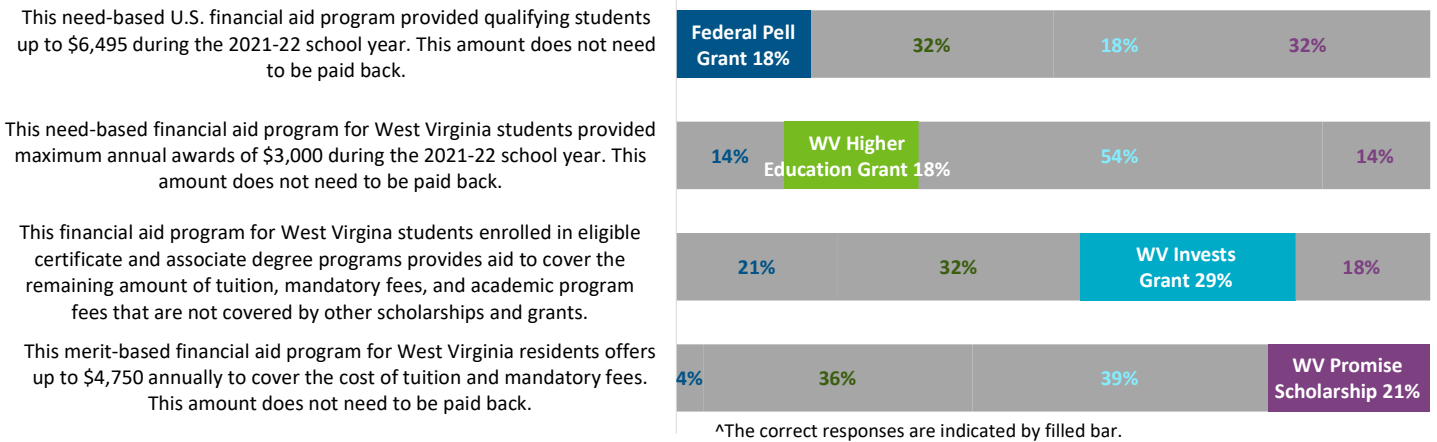
On average, how much do you think it costs for one year of in-state tuition to attend the following college options in West Virginia?^



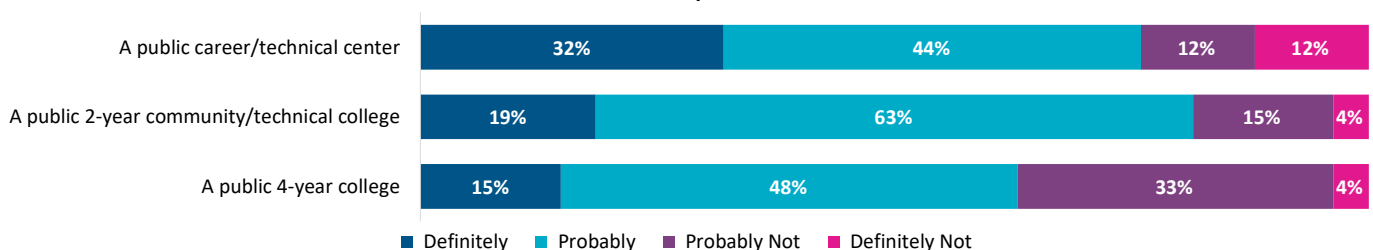
Has anyone from your school or GEAR UP ever spoken with you about...



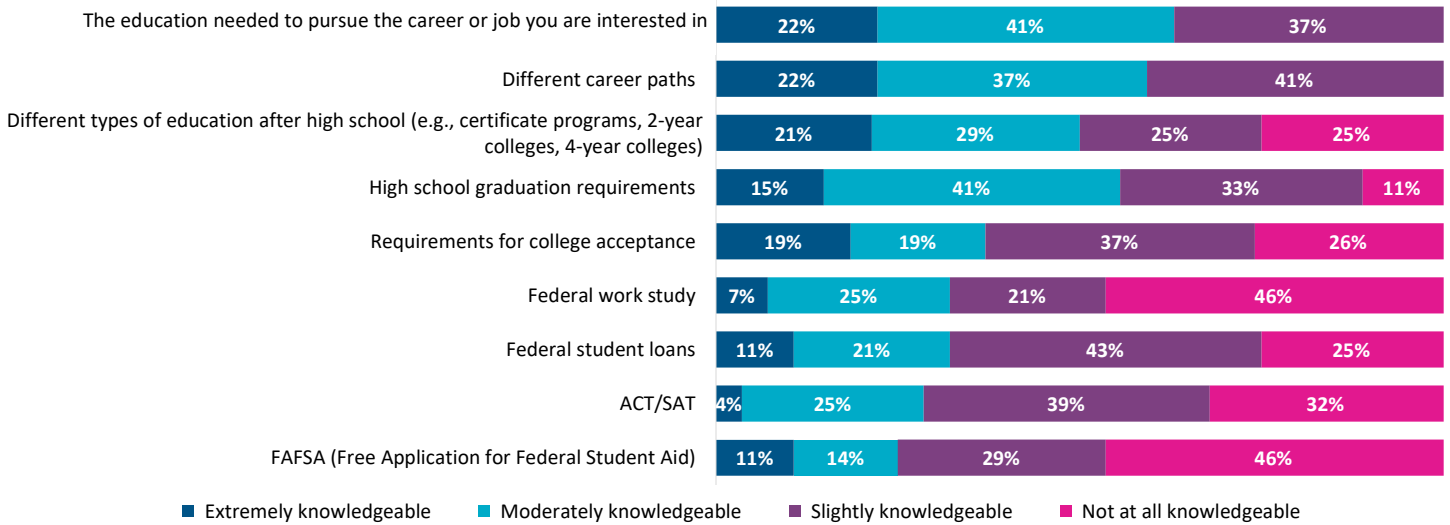
Financial aid programs available to West Virginia students^



Do you think that you could afford to attend one of the following types of colleges using financial aid, scholarships, and your family's resources?



Please rate your level of knowledge about the following topics.



Section 5: College and Career Activities and Services

Have you participated in any of the activities below? If you did attend, how helpful was the activity in preparing you for your future?[^]

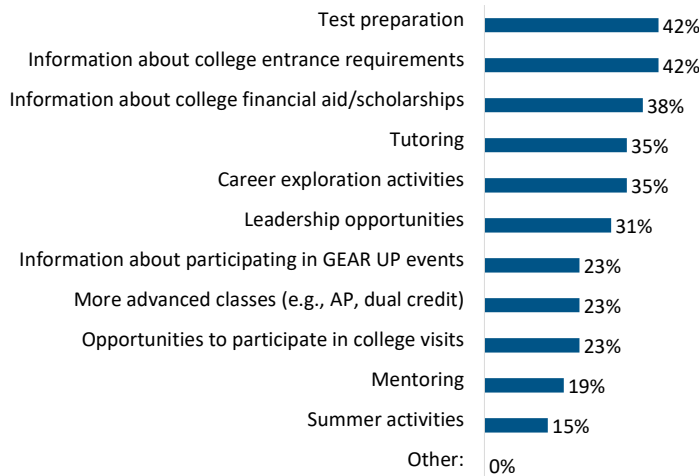
extent participant found each of the following activities helpful

non-participation status

	Extremely helpful	Moderately helpful	Slightly helpful	Not at all helpful	Number of participants	Not offered/does not apply	Offered, but I did not attend	Number of non-participants
College Application and Exploration Week	13%	13%	75%	0%	8	84%	16%	19
Activities related to science, technology, engineering, and mathematics (STEM)	14%	21%	50%	14%	14	75%	25%	12
Help with classes (for example, tutoring or homework help)	13%	19%	56%	13%	16	70%	30%	10
Financial literacy workshops (for example, Get a Life Program)	10%	20%	50%	20%	10	65%	35%	17
CFWV.com Web Portal	13%	31%	44%	13%	16	82%	18%	11
College campus visits (virtual)	9%	36%	45%	9%	11	75%	25%	16

[^]Blue column percentages are based on those respondents who indicated participation in an activity. Pink column percentages are based on those respondents who indicated they did not participate in an activity.

Which of the following do you need from your school or GEAR UP to help you be more successful in school and more prepared for college?*



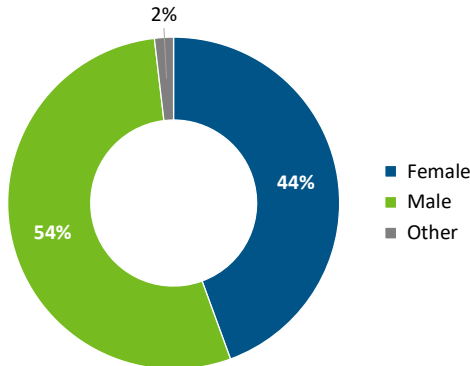
School-Level Response Rates:	
Total Enrollment	78
Surveys Received	28
Response Rate	36%

School Name: **Duval PK8**
 Survey Type: **Grade 7 Student Survey Report**

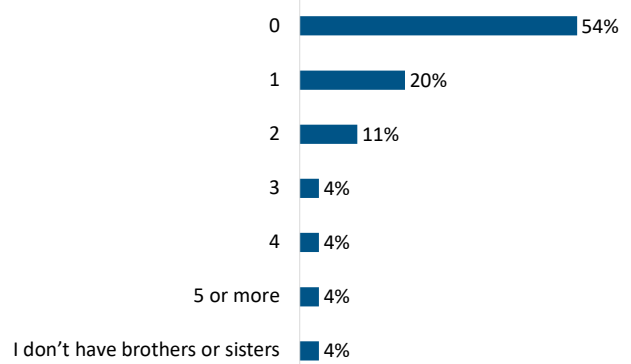
Notes: Throughout this report, all percentages are rounded to the nearest whole number; amounts lower than 0.5% are rounded down to 0%. An asterisk indicates a select all that apply question; amounts may exceed 100%.

Section 1: Background/Demographics


What is your gender?



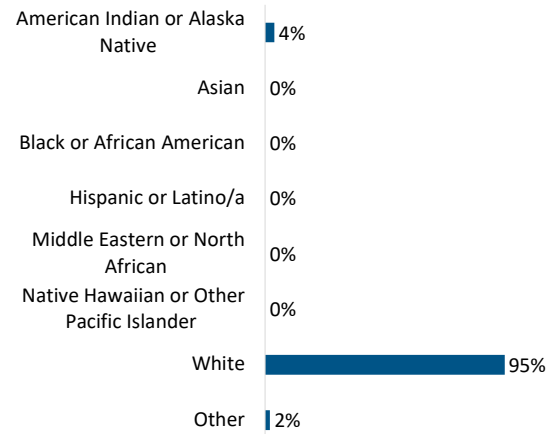
If you have brothers or sisters, how many have attended college in the past or are in college now?



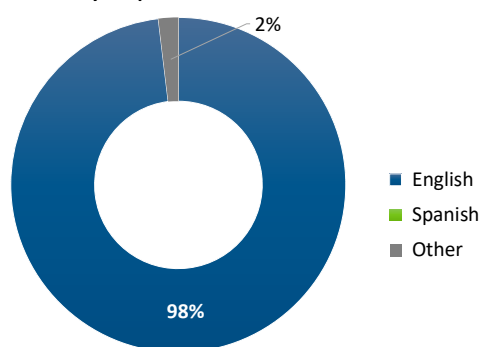
What is the highest level of education achieved by your parent(s)/guardian(s)?



What is your race/ethnicity?

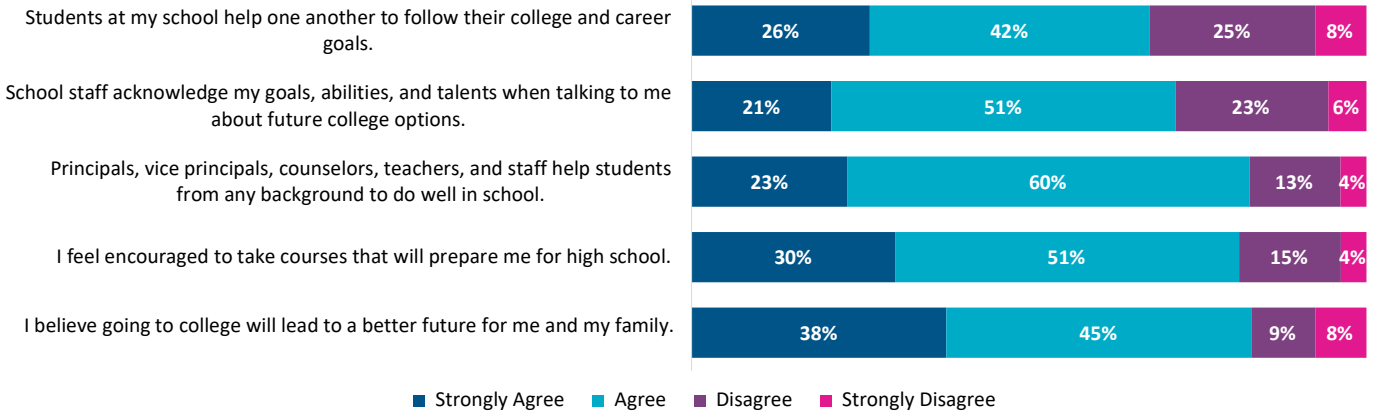


What is the main language you speak at home?



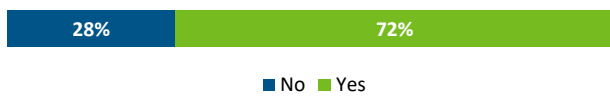
Section 2: About Your School

Please select how much you agree with the following statements about your school.



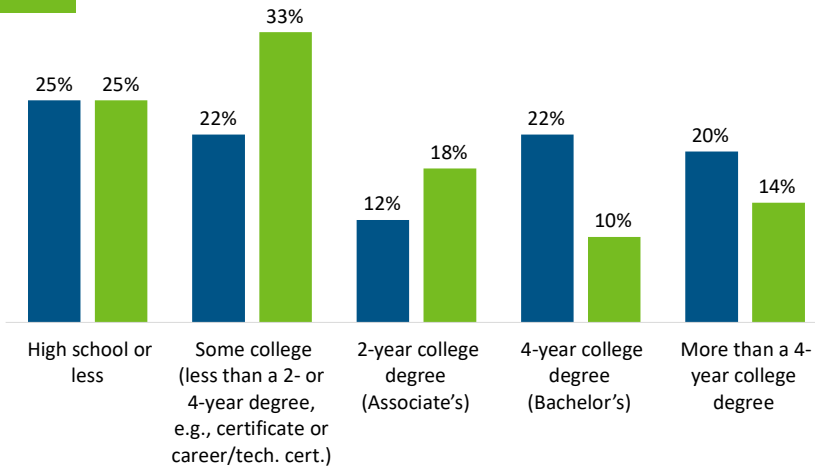
Section 3: Educational Goals and Aspirations

Do you plan to continue your education after high school?

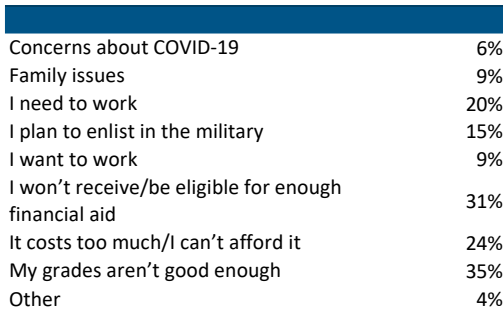


What is the highest level of education that you...

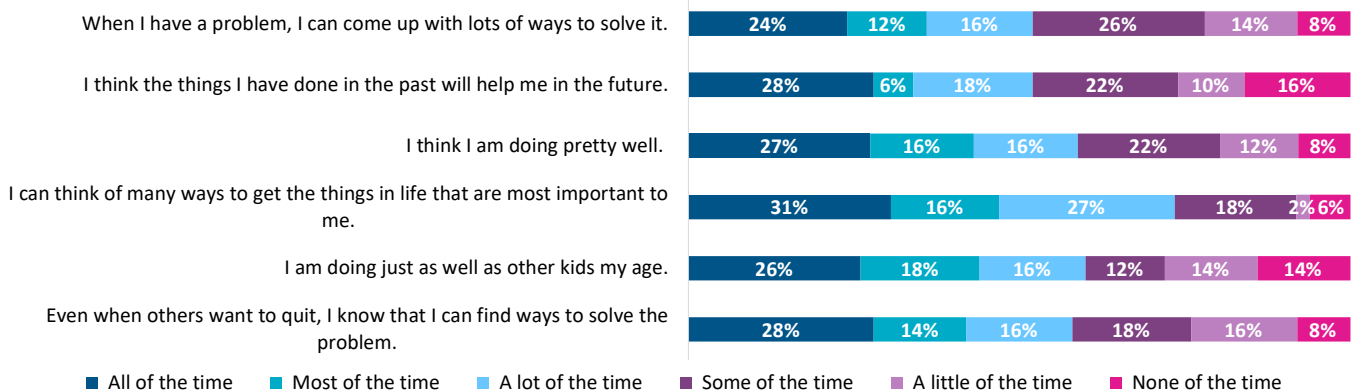
Legend: would like to get? (Dark Blue), expect to get? (Light Green)



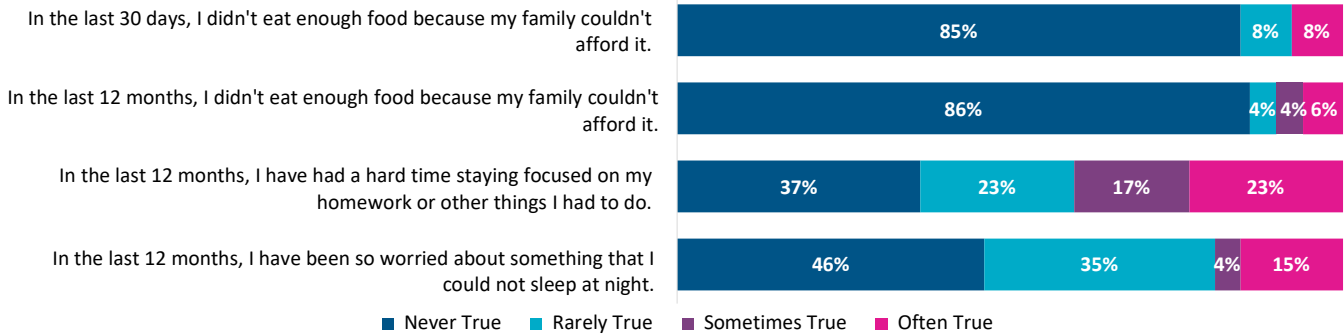
What, if anything, may prevent you from continuing your education after high school?*



Please read the following sentences below and think about how you are in most situations.

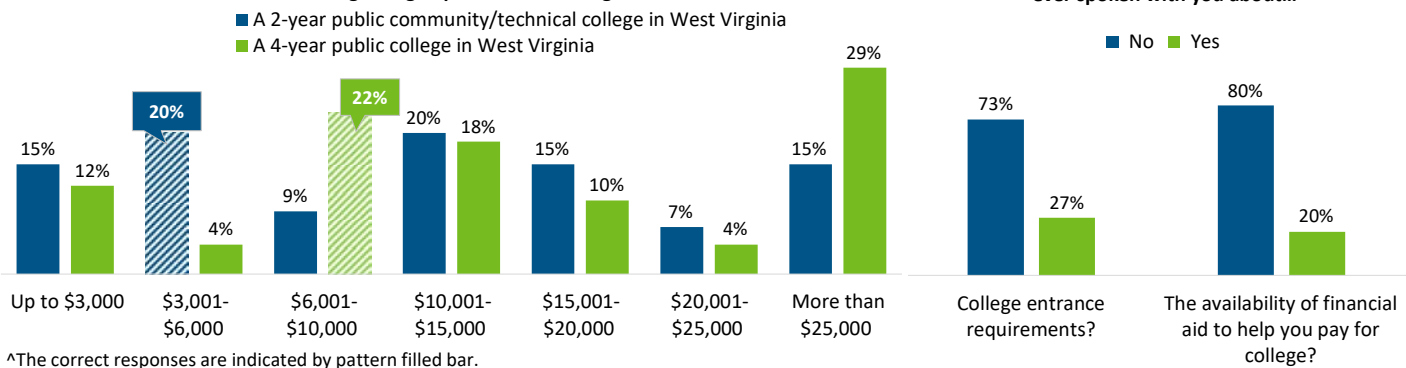


Please rate how much the following statements are true for you.

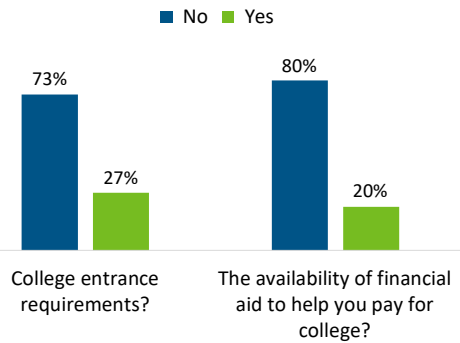


Section 4: College Knowledge and Awareness

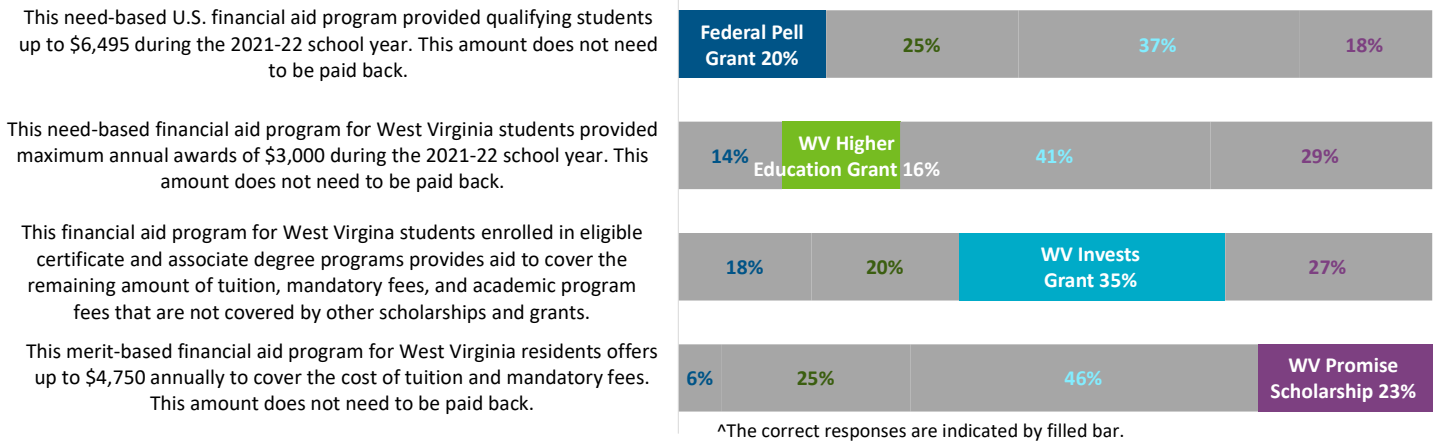
On average, how much do you think it costs for one year of in-state tuition to attend the following college options in West Virginia?^



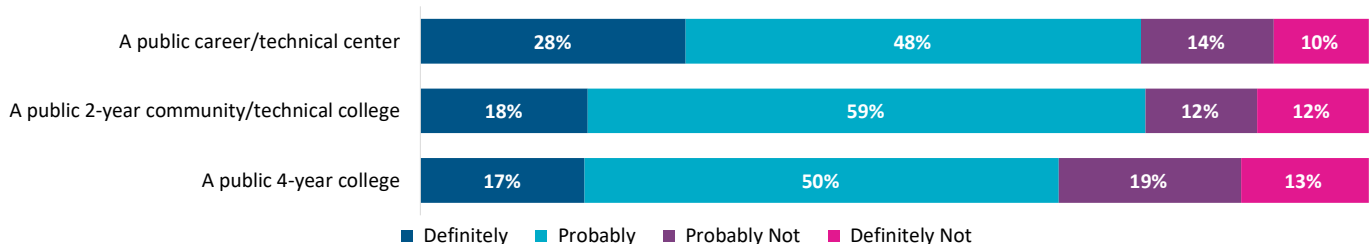
Has anyone from your school or GEAR UP ever spoken with you about...



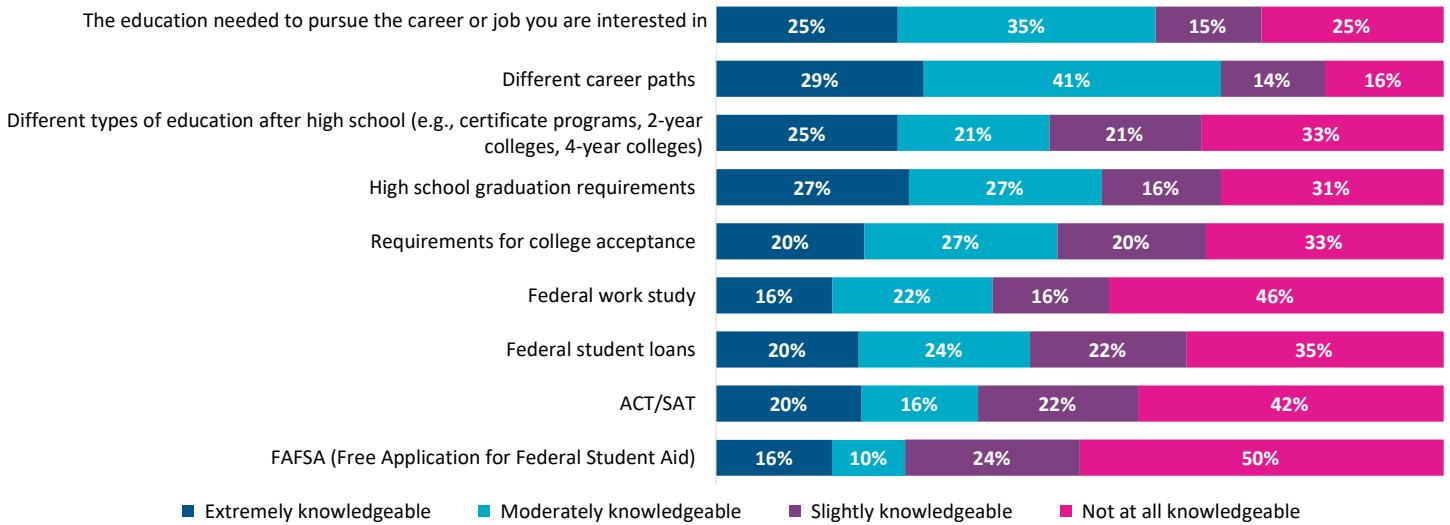
Financial aid programs available to West Virginia students^



Do you think that you could afford to attend one of the following types of colleges using financial aid, scholarships, and your family's resources?



Please rate your level of knowledge about the following topics.



Section 5: College and Career Activities and Services

Have you participated in any of the activities below? If you did attend, how helpful was the activity in preparing you for your future?[^]

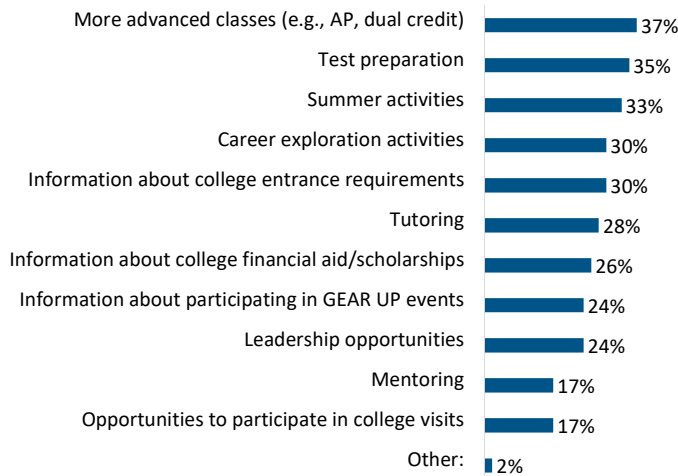
extent participant found each of the following activities helpful

non-participation status

	Extremely helpful	Moderately helpful	Slightly helpful	Not at all helpful	Number of participants	Not offered/does not apply	Offered, but I did not attend	Number of non-participants
College Application and Exploration Week	63%	6%	13%	19%	16	89%	11%	35
Activities related to science, technology, engineering, and mathematics (STEM)	42%	21%	25%	13%	24	81%	19%	26
Help with classes (for example, tutoring or homework help)	33%	17%	38%	13%	24	77%	23%	26
Financial literacy workshops (for example, Get a Life Program)	37%	21%	21%	21%	19	97%	3%	31
CFWV.com Web Portal	33%	10%	33%	24%	21	97%	3%	30
College campus visits (virtual)	50%	17%	11%	22%	18	91%	9%	32

[^]Blue column percentages are based on those respondents who indicated participation in an activity. Pink column percentages are based on those respondents who indicated they did not participate in an activity.

Which of the following do you need from your school or GEAR UP to help you be more successful in school and more prepared for college?*



School-Level Response Rates:

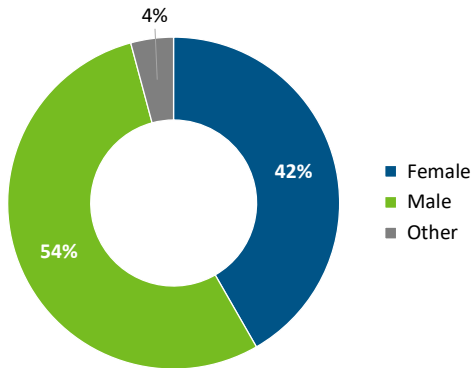
Total Enrollment	55
Surveys Received	49
Response Rate	89%

School Name: **Fort Gay PK8**
 Survey Type: **Grade 7 Student Survey Report**

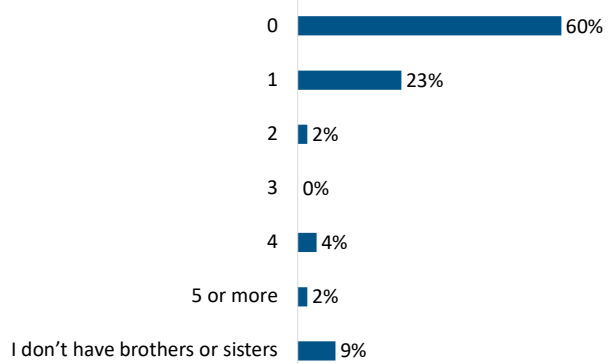
Notes: Throughout this report, all percentages are rounded to the nearest whole number; amounts lower than 0.5% are rounded down to 0%. An asterisk indicates a select all that apply question; amounts may exceed 100%.

Section 1: Background/Demographics


What is your gender?



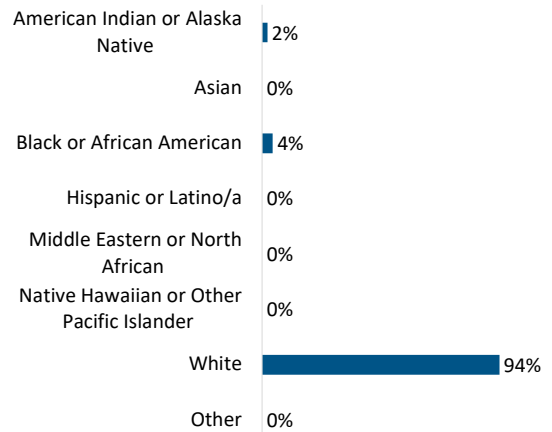
If you have brothers or sisters, how many have attended college in the past or are in college now?



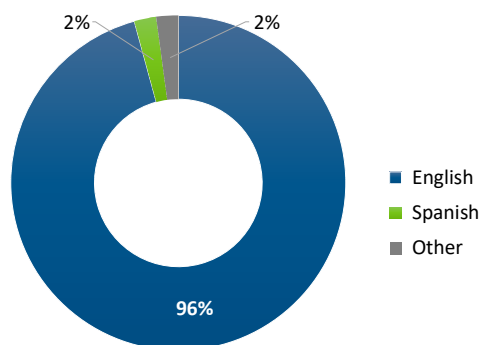
What is the highest level of education achieved by your parent(s)/guardian(s)?



What is your race/ethnicity?

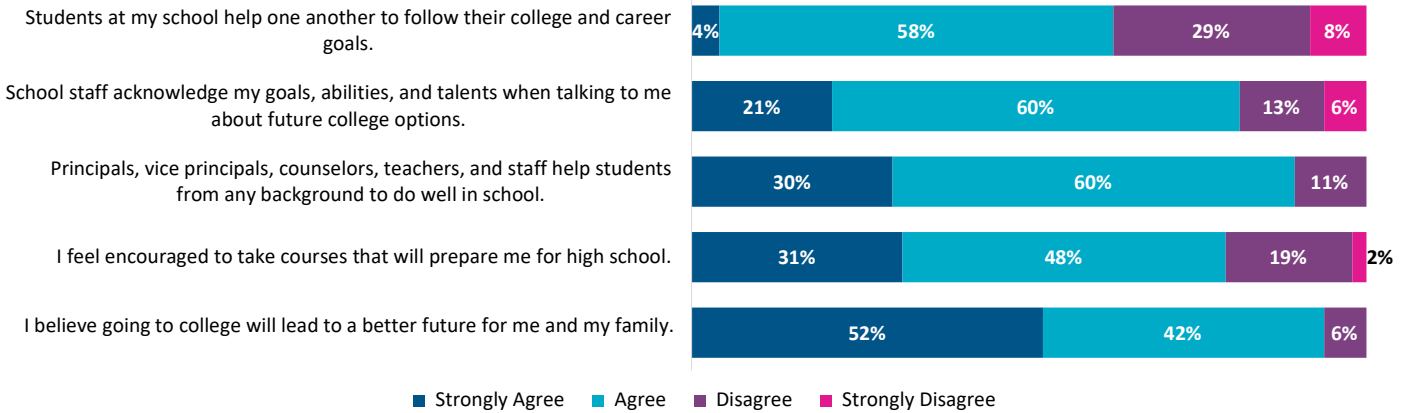


What is the main language you speak at home?



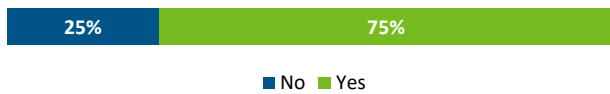
Section 2: About Your School

Please select how much you agree with the following statements about your school.



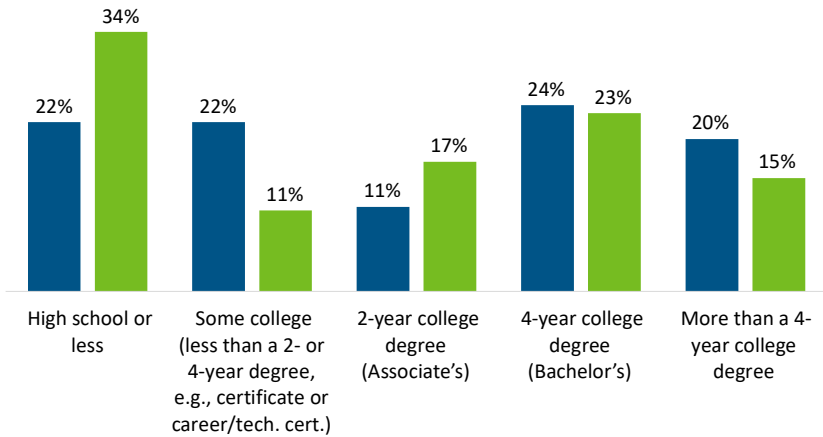
Section 3: Educational Goals and Aspirations

Do you plan to continue your education after high school?

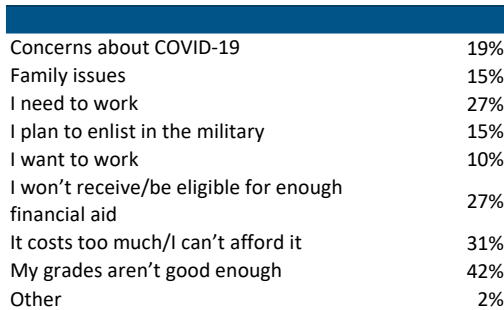


What is the highest level of education that you...

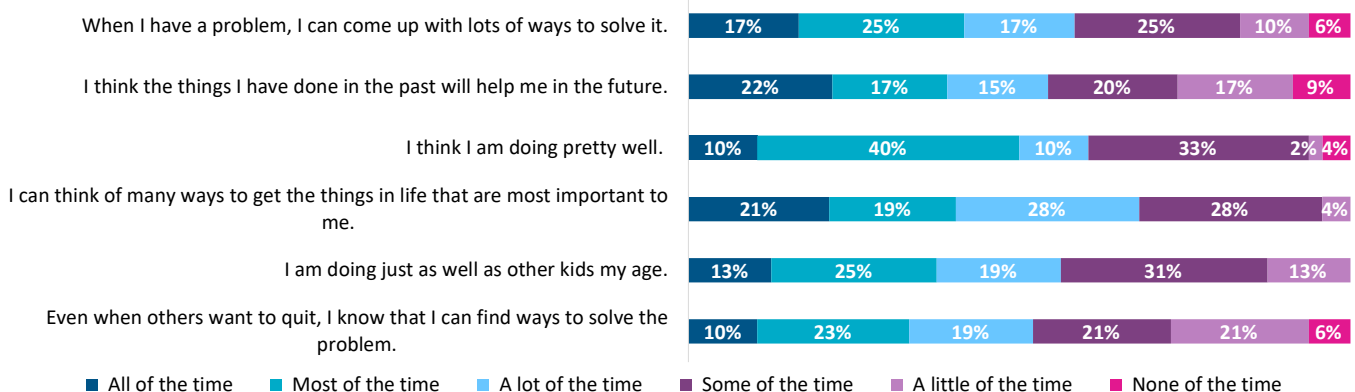
■ would like to get? ■ expect to get?



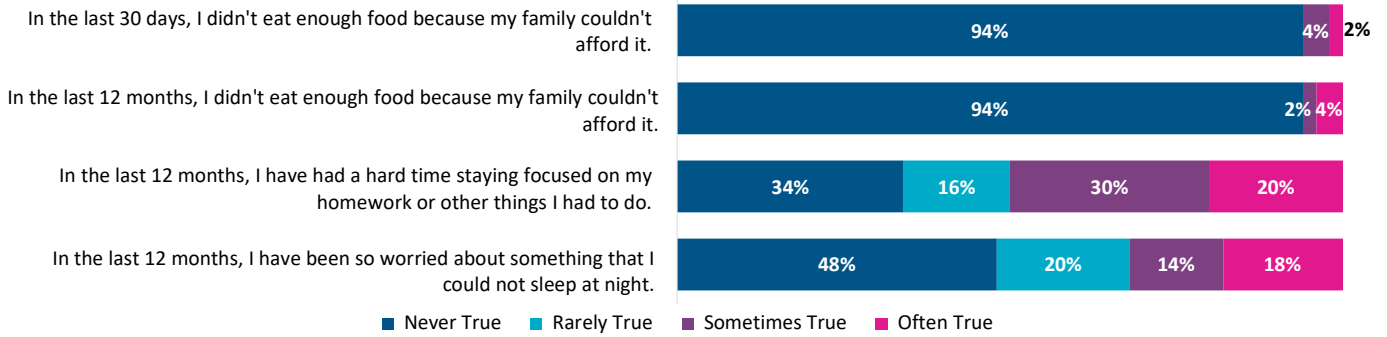
What, if anything, may prevent you from continuing your education after high school?*



Please read the following sentences below and think about how you are in most situations.

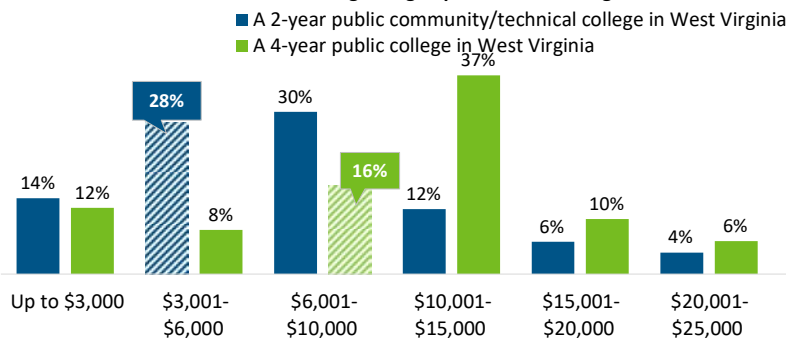


Please rate how much the following statements are true for you.



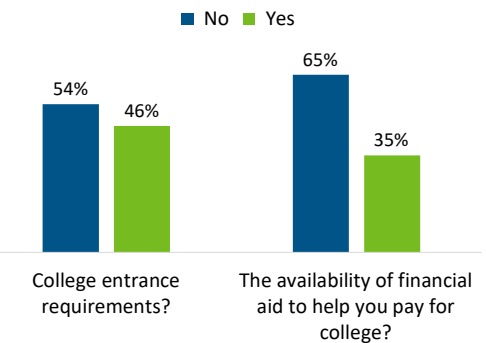
Section 4: College Knowledge and Awareness

On average, how much do you think it costs for one year of in-state tuition to attend the following college options in West Virginia?^

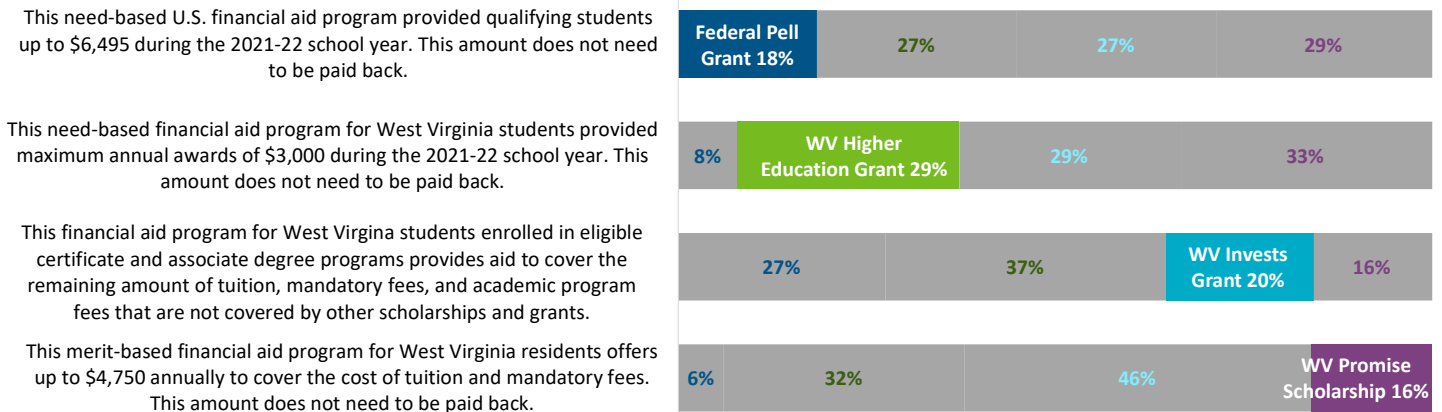


^The correct responses are indicated by pattern filled bar.

Has anyone from your school or GEAR UP ever spoken with you about...

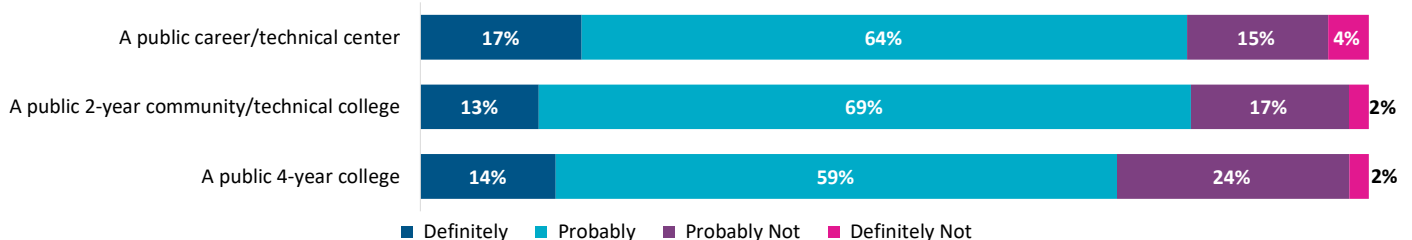


Financial aid programs available to West Virginia students^

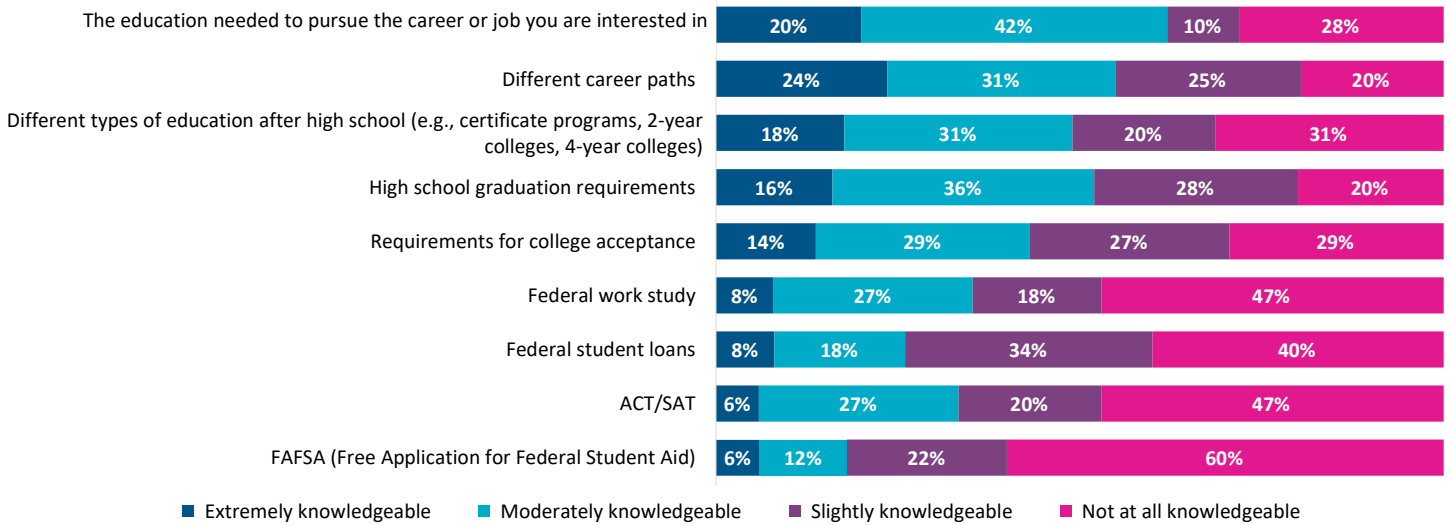


^The correct responses are indicated by filled bar.

Do you think that you could afford to attend one of the following types of colleges using financial aid, scholarships, and your family's resources?



Please rate your level of knowledge about the following topics.



Section 5: College and Career Activities and Services

Have you participated in any of the activities below? If you did attend, how helpful was the activity in preparing you for your future?[^]

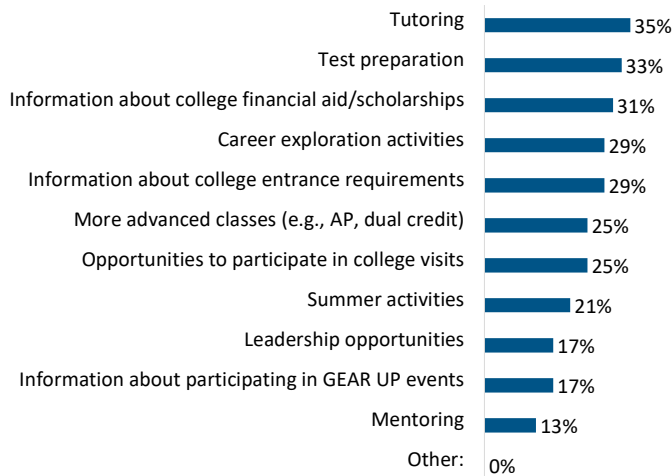
extent participant found each of the following activities helpful

non-participation status

	Extremely helpful	Moderately helpful	Slightly helpful	Not at all helpful	Number of participants	Not offered/does not apply	Offered, but I did not attend	Number of non-participants
College Application and Exploration Week	29%	29%	43%	0%	14	94%	6%	35
Activities related to science, technology, engineering, and mathematics (STEM)	24%	36%	32%	8%	25	83%	17%	24
Help with classes (for example, tutoring or homework help)	22%	26%	44%	7%	27	73%	27%	22
Financial literacy workshops (for example, Get a Life Program)	24%	29%	33%	14%	21	86%	14%	28
CFWV.com Web Portal	14%	24%	38%	24%	21	89%	11%	27
College campus visits (virtual)	29%	29%	41%	0%	17	94%	6%	32

[^]Blue column percentages are based on those respondents who indicated participation in an activity. Pink column percentages are based on those respondents who indicated they did not participate in an activity.

Which of the following do you need from your school or GEAR UP to help you be more successful in school and more prepared for college?*



School-Level Response Rates:

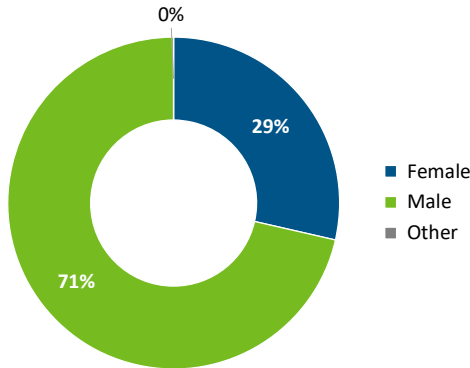
Total Enrollment	25
Surveys Received	21
Response Rate	84%

School Name: **Geary Elementary/Middle School**
 Survey Type: **Grade 7 Student Survey Report**

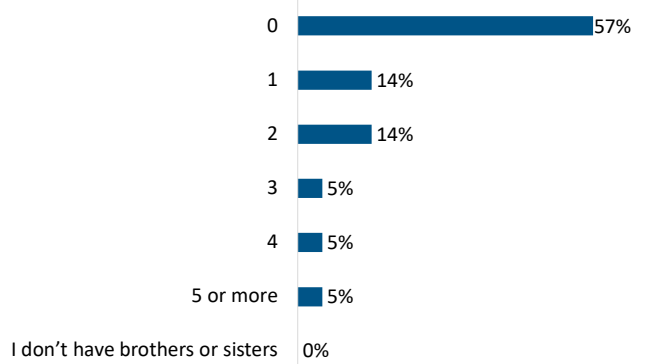
Notes: Throughout this report, all percentages are rounded to the nearest whole number; amounts lower than 0.5% are rounded down to 0%. An asterisk indicates a select all that apply question; amounts may exceed 100%.

Section 1: Background/Demographics


What is your gender?



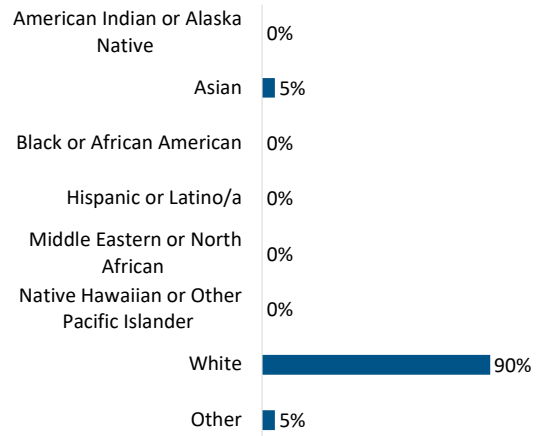
If you have brothers or sisters, how many have attended college in the past or are in college now?



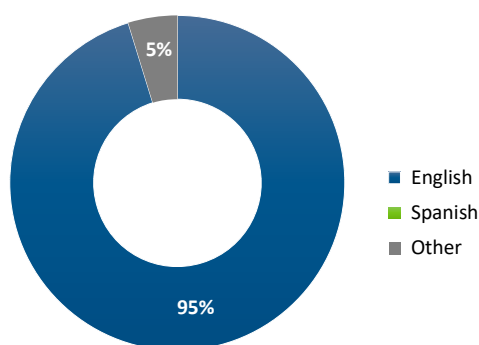
What is the highest level of education achieved by your parent(s)/guardian(s)?



What is your race/ethnicity?

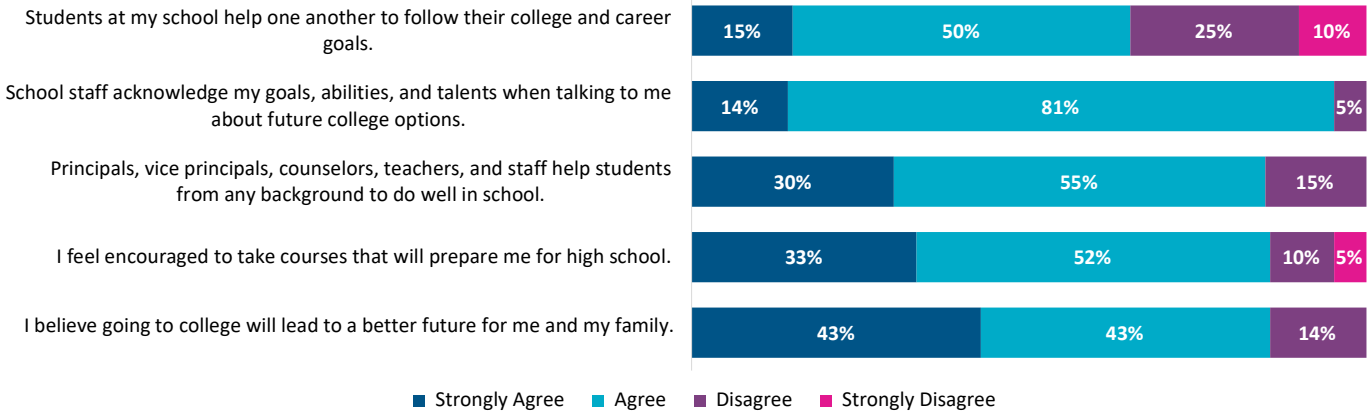


What is the main language you speak at home?



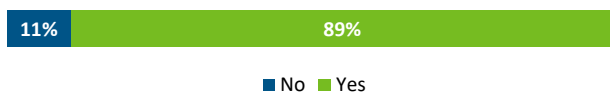
Section 2: About Your School

Please select how much you agree with the following statements about your school.

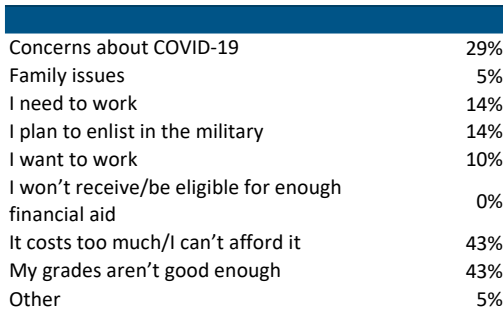


Section 3: Educational Goals and Aspirations

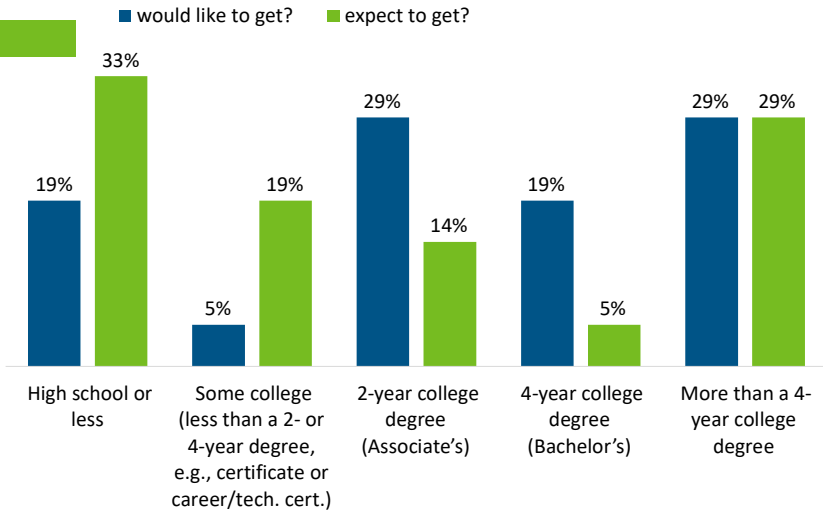
Do you plan to continue your education after high school?



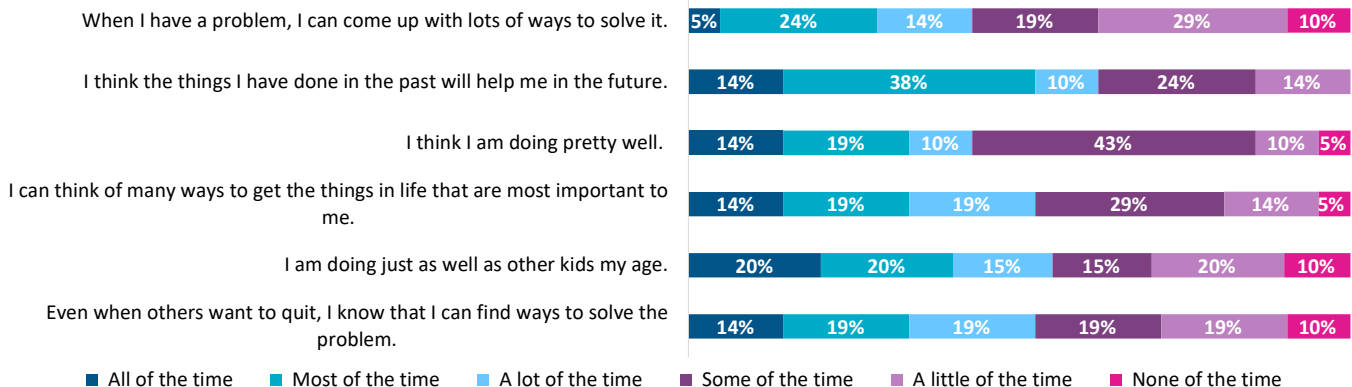
What, if anything, may prevent you from continuing your education after high school?*



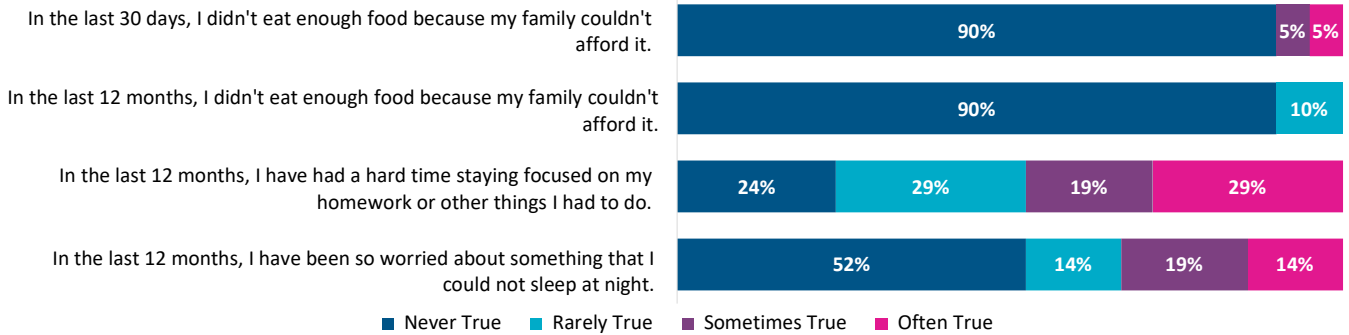
What is the highest level of education that you...



Please read the following sentences below and think about how you are in most situations.

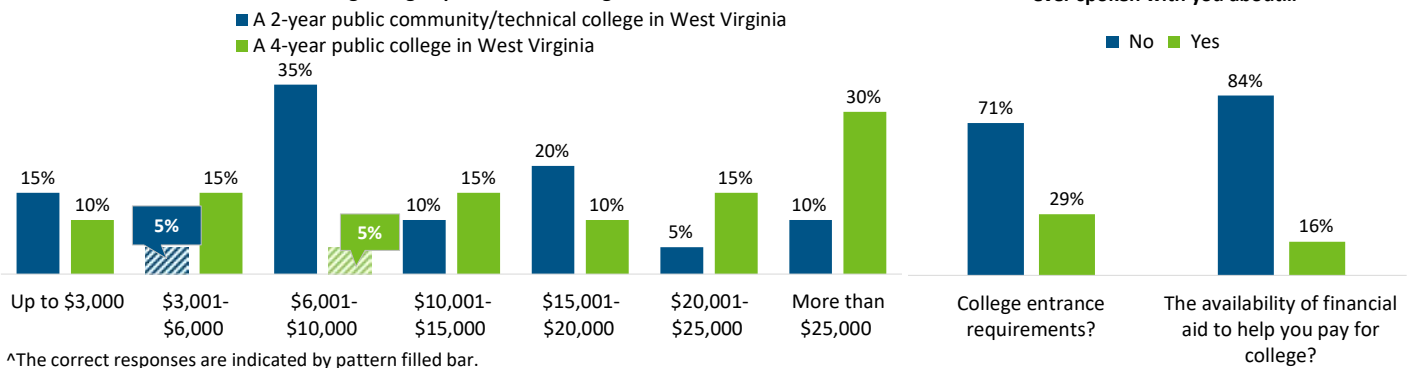


Please rate how much the following statements are true for you.



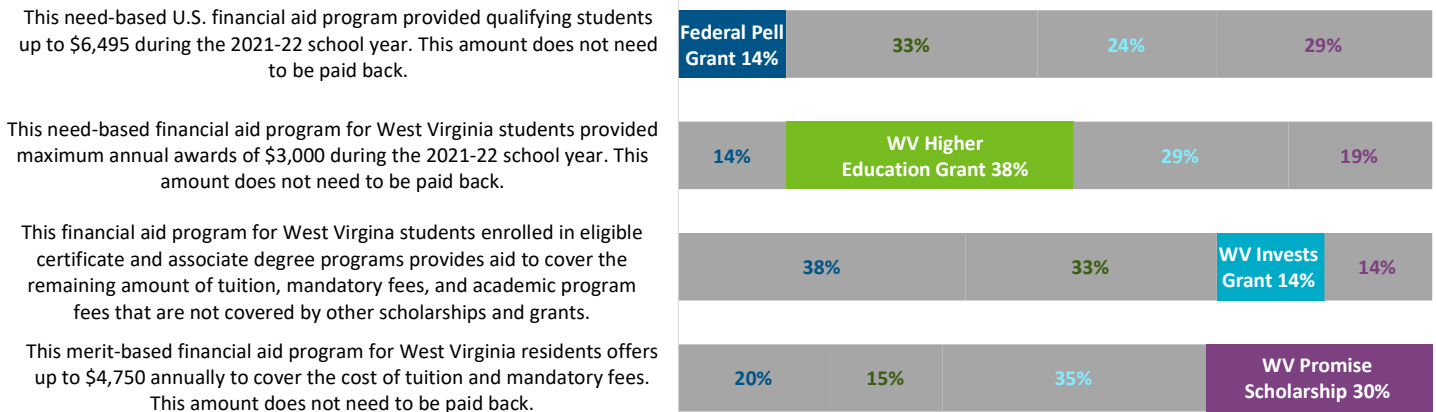
Section 4: College Knowledge and Awareness

On average, how much do you think it costs for one year of in-state tuition to attend the following college options in West Virginia?^



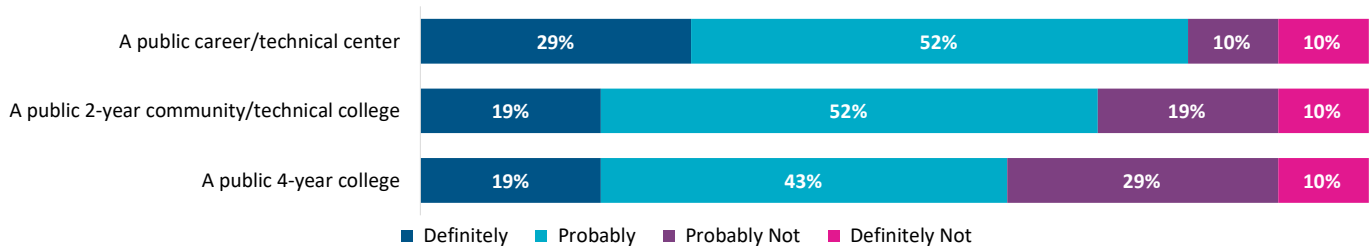
^The correct responses are indicated by pattern filled bar.

Financial aid programs available to West Virginia students^

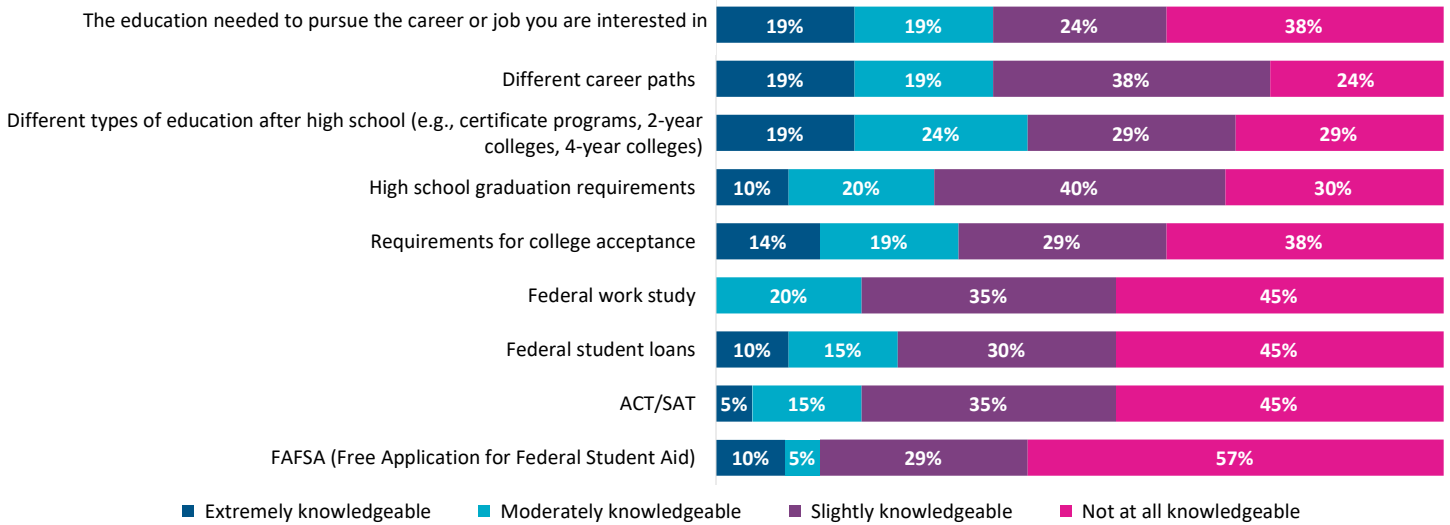


^The correct responses are indicated by filled bar.

Do you think that you could afford to attend one of the following types of colleges using financial aid, scholarships, and your family's resources?



Please rate your level of knowledge about the following topics.



Section 5: College and Career Activities and Services

Have you participated in any of the activities below? If you did attend, how helpful was the activity in preparing you for your future?[^]

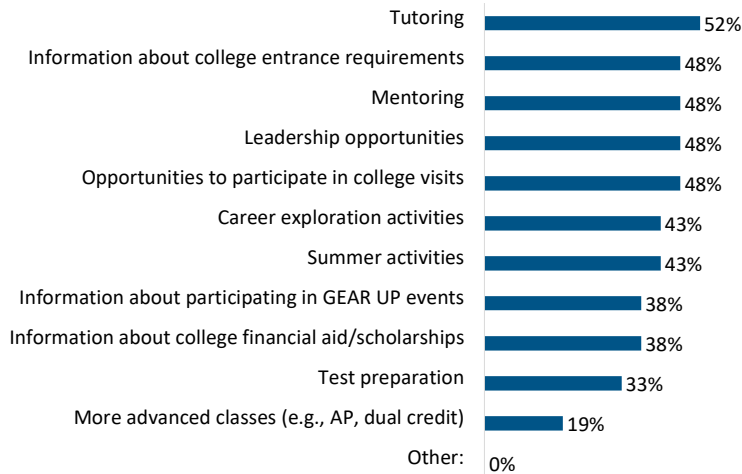
extent participant found each of the following activities helpful

non-participation status

	Extremely helpful	Moderately helpful	Slightly helpful	Not at all helpful	Number of participants	Not offered/does not apply	Offered, but I did not attend	Number of non-participants
College Application and Exploration Week	67%	0%	33%	0%	3	89%	11%	18
Activities related to science, technology, engineering, and mathematics (STEM)	14%	57%	14%	14%	7	71%	29%	14
Help with classes (for example, tutoring or homework help)	25%	50%	0%	25%	8	62%	38%	13
Financial literacy workshops (for example, Get a Life Program)	20%	0%	60%	20%	5	87%	13%	15
CFWV.com Web Portal	0%	60%	20%	20%	5	75%	25%	16
College campus visits (virtual)	40%	0%	20%	40%	5	75%	25%	16

[^]Blue column percentages are based on those respondents who indicated participation in an activity. Pink column percentages are based on those respondents who indicated they did not participate in an activity.

Which of the following do you need from your school or GEAR UP to help you be more successful in school and more prepared for college?*



School-Level Response Rates:

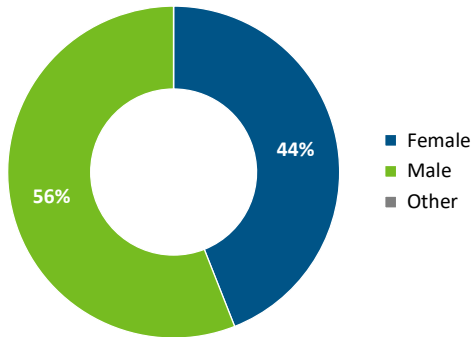
Total Enrollment	56
Surveys Received	51
Response Rate	91%

School Name: **Gilbert PK8**
 Survey Type: **Grade 7 Student Survey Report**

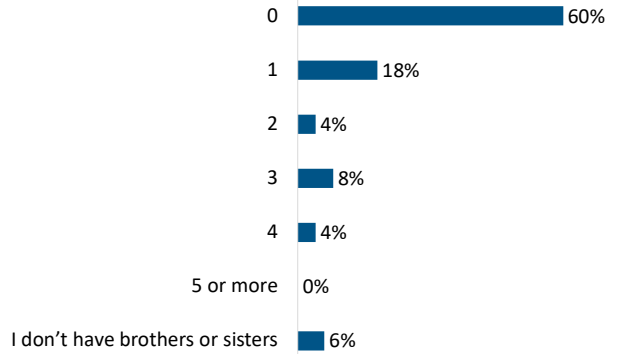
Notes: Throughout this report, all percentages are rounded to the nearest whole number; amounts lower than 0.5% are rounded down to 0%. An asterisk indicates a select all that apply question; amounts may exceed 100%.

Section 1: Background/Demographics


What is your gender?



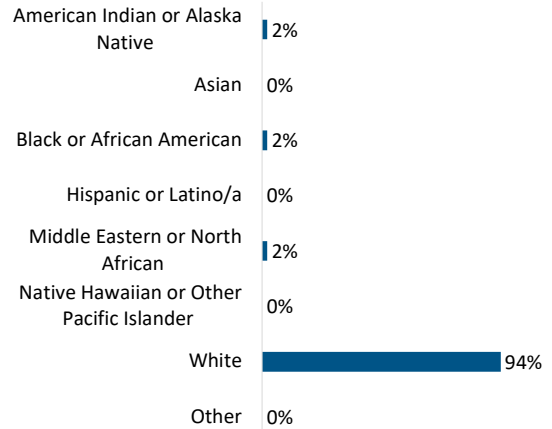
If you have brothers or sisters, how many have attended college in the past or are in college now?



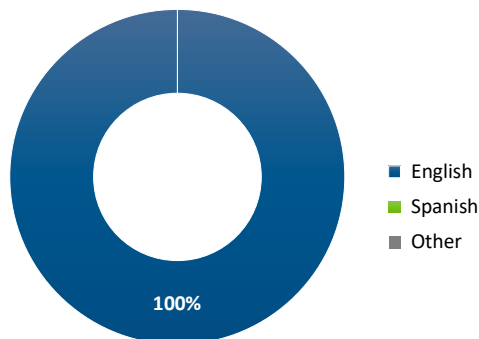
What is the highest level of education achieved by your parent(s)/guardian(s)?



What is your race/ethnicity?

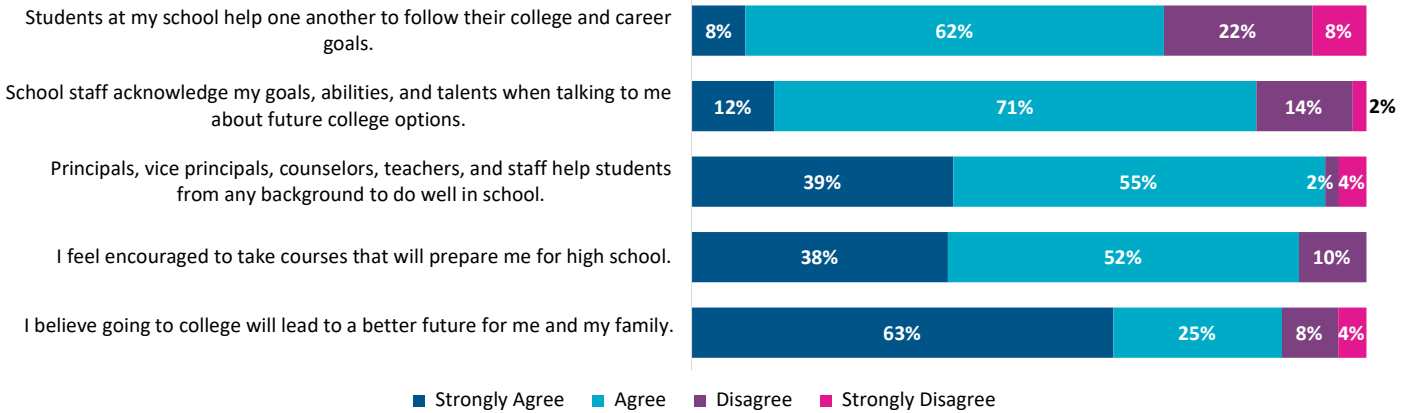


What is the main language you speak at home?



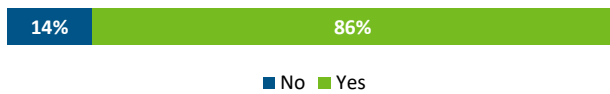
Section 2: About Your School

Please select how much you agree with the following statements about your school.



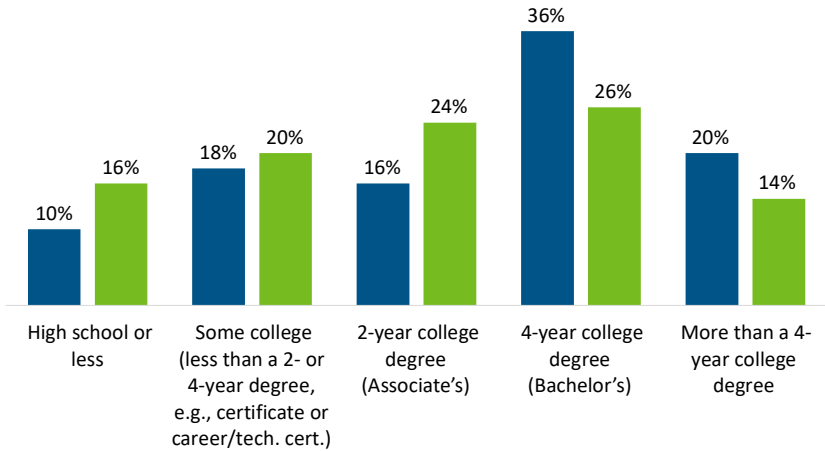
Section 3: Educational Goals and Aspirations

Do you plan to continue your education after high school?

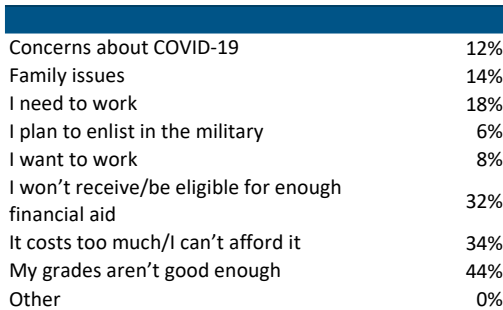


What is the highest level of education that you...

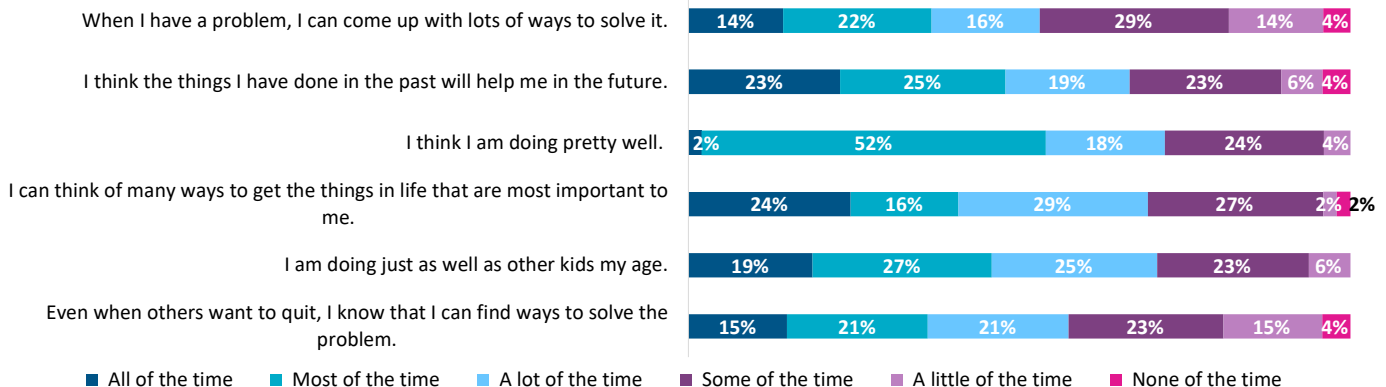
■ would like to get? ■ expect to get?



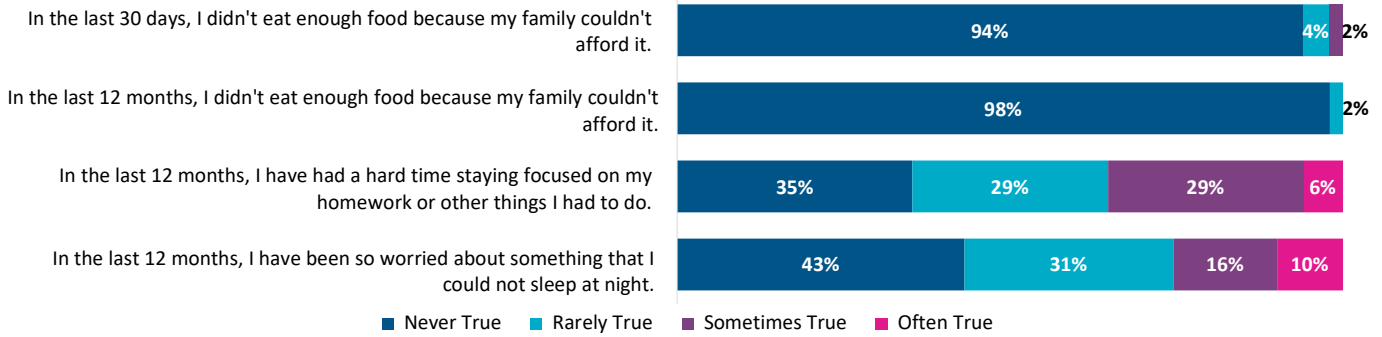
What, if anything, may prevent you from continuing your education after high school?*



Please read the following sentences below and think about how you are in most situations.

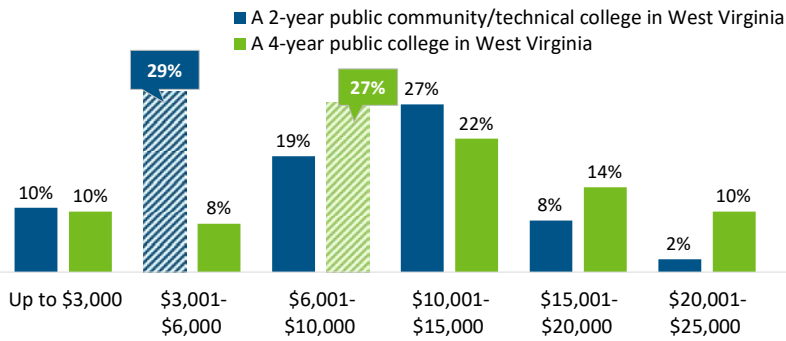


Please rate how much the following statements are true for you.

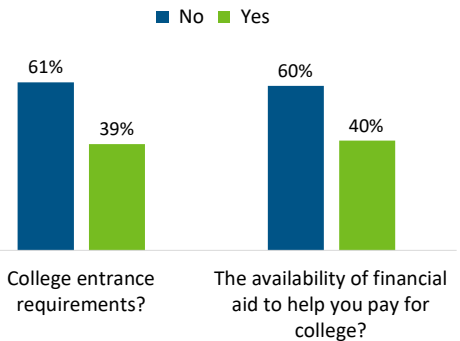


Section 4: College Knowledge and Awareness

On average, how much do you think it costs for one year of in-state tuition to attend the following college options in West Virginia?^

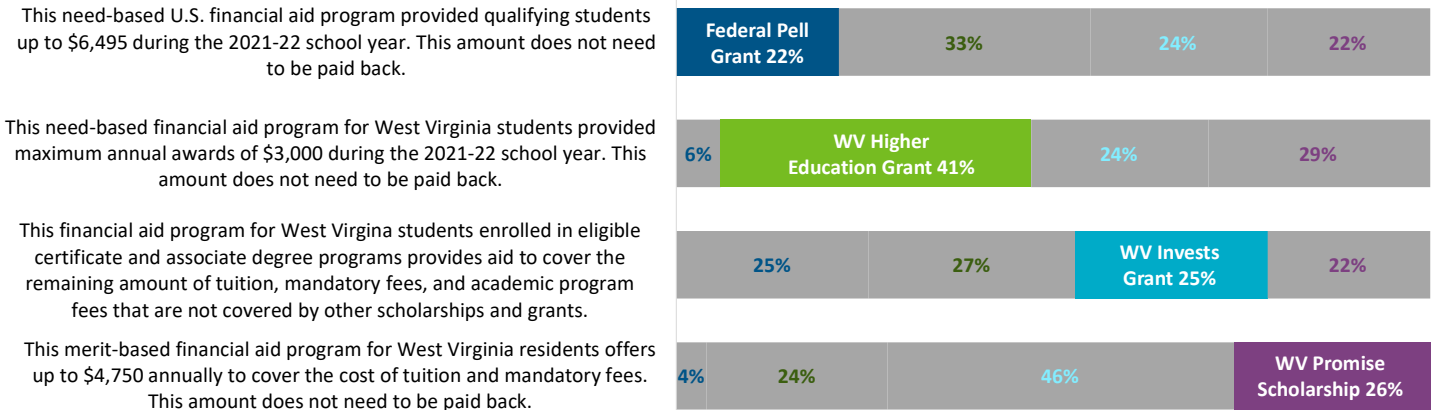


Has anyone from your school or GEAR UP ever spoken with you about...



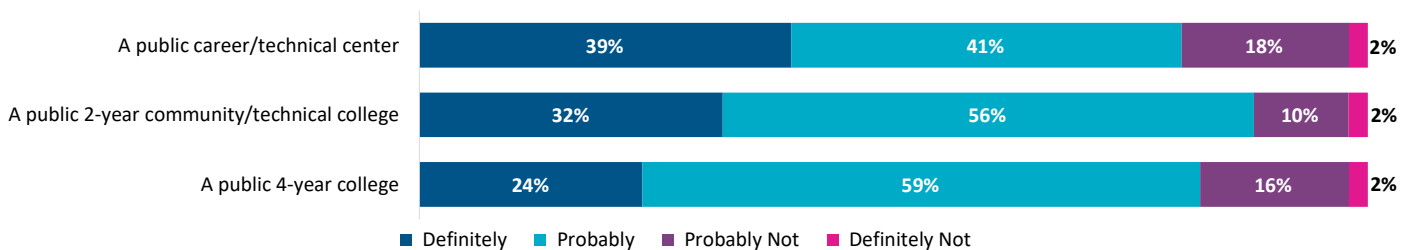
^The correct responses are indicated by pattern filled bar.

Financial aid programs available to West Virginia students^

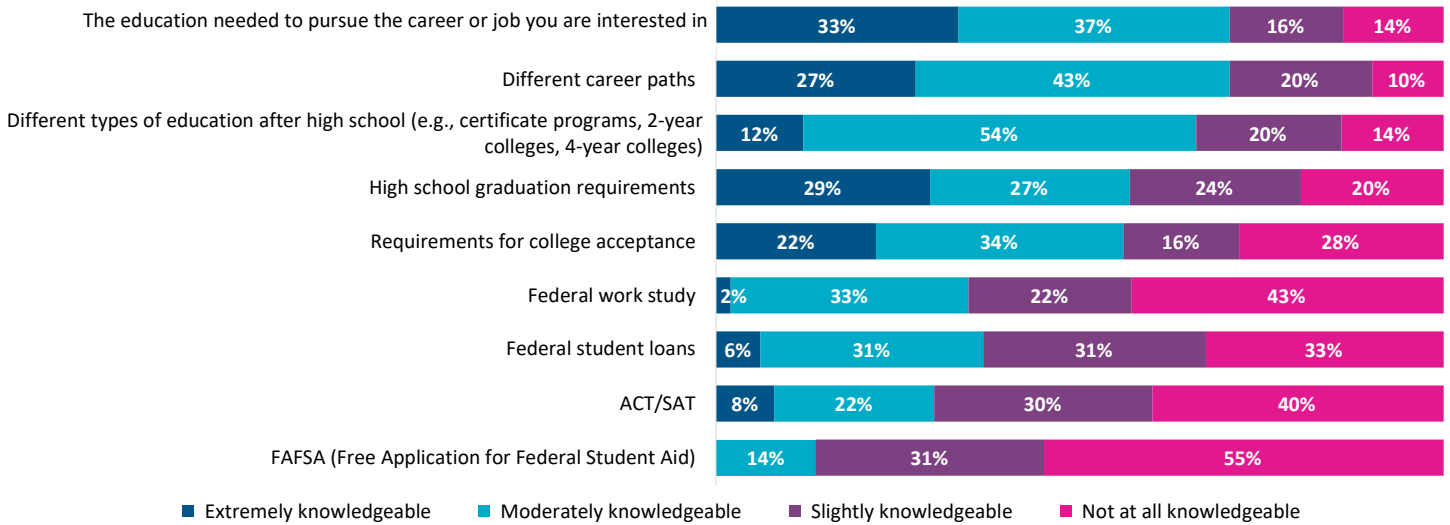


^The correct responses are indicated by filled bar.

Do you think that you could afford to attend one of the following types of colleges using financial aid, scholarships, and your family's resources?



Please rate your level of knowledge about the following topics.



Section 5: College and Career Activities and Services

Have you participated in any of the activities below? If you did attend, how helpful was the activity in preparing you for your future?[^]

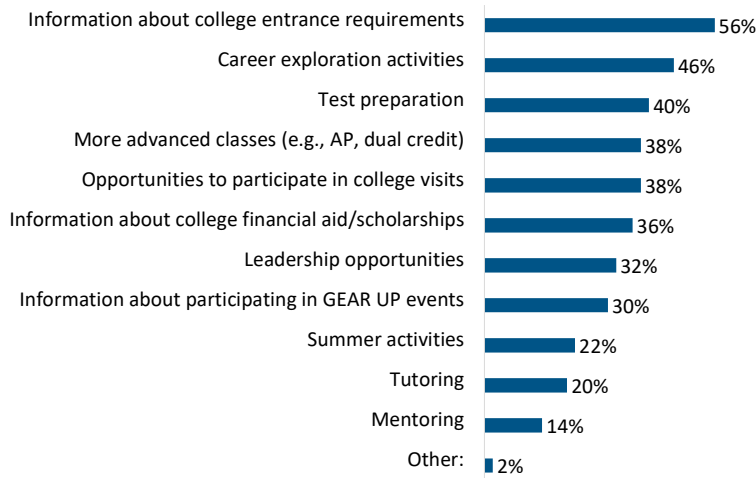
extent participant found each of the following activities helpful

non-participation status

	Extremely helpful	Moderately helpful	Slightly helpful	Not at all helpful	Number of participants	Not offered/does not apply	Offered, but I did not attend	Number of non-participants
College Application and Exploration Week	18%	45%	27%	9%	11	93%	8%	40
Activities related to science, technology, engineering, and mathematics (STEM)	15%	27%	50%	8%	26	76%	24%	25
Help with classes (for example, tutoring or homework help)	19%	42%	35%	4%	26	76%	24%	25
Financial literacy workshops (for example, Get a Life Program)	26%	48%	26%	0%	27	91%	9%	23
CFWV.com Web Portal	16%	36%	40%	8%	25	88%	12%	25
College campus visits (virtual)	33%	33%	33%	0%	12	95%	5%	39

[^]Blue column percentages are based on those respondents who indicated participation in an activity. Pink column percentages are based on those respondents who indicated they did not participate in an activity.

Which of the following do you need from your school or GEAR UP to help you be more successful in school and more prepared for college?*



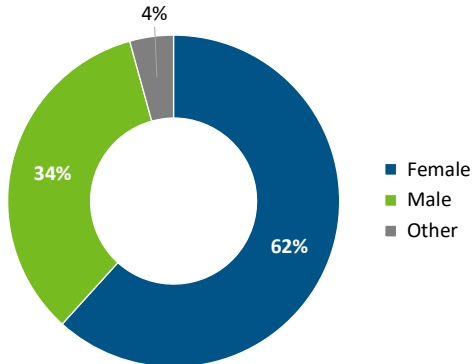
School-Level Response Rates:	
Total Enrollment	76
Surveys Received	49
Response Rate	64%

School Name: **Guyan Valley Middle School**
 Survey Type: **Grade 7 Student Survey Report**

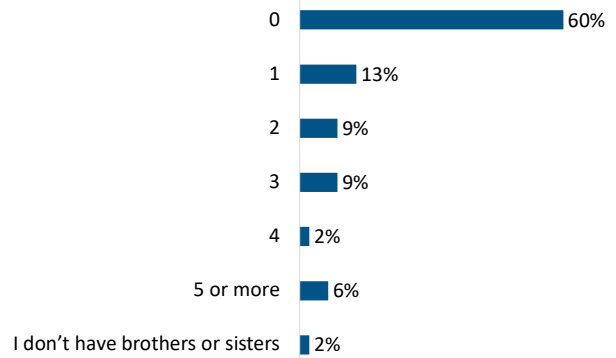
Notes: Throughout this report, all percentages are rounded to the nearest whole number; amounts lower than 0.5% are rounded down to 0%. An asterisk indicates a select all that apply question; amounts may exceed 100%.

Section 1: Background/Demographics


What is your gender?



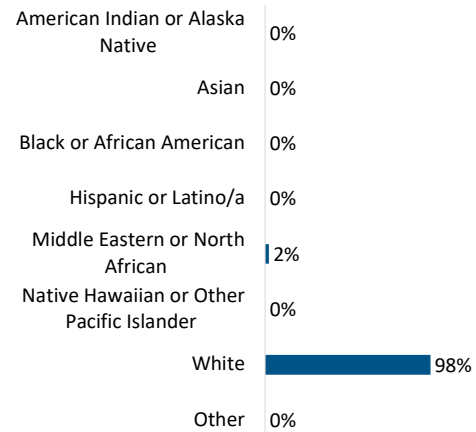
If you have brothers or sisters, how many have attended college in the past or are in college now?



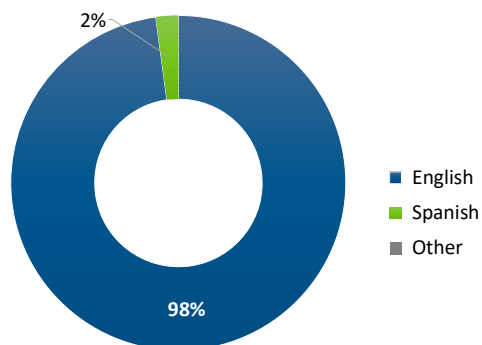
What is the highest level of education achieved by your parent(s)/guardian(s)?



What is your race/ethnicity?

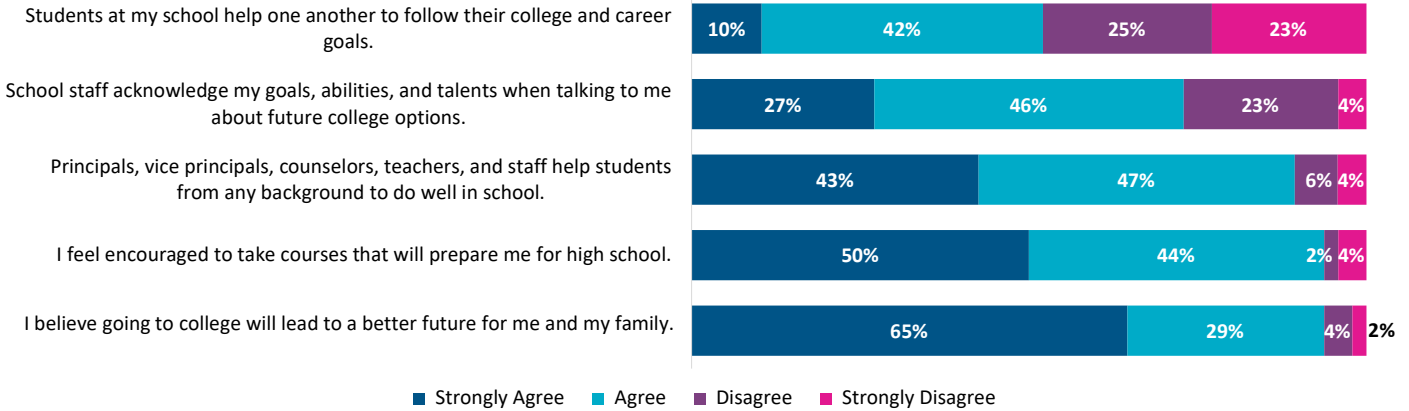


What is the main language you speak at home?



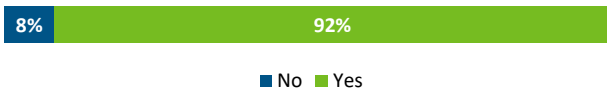
Section 2: About Your School

Please select how much you agree with the following statements about your school.

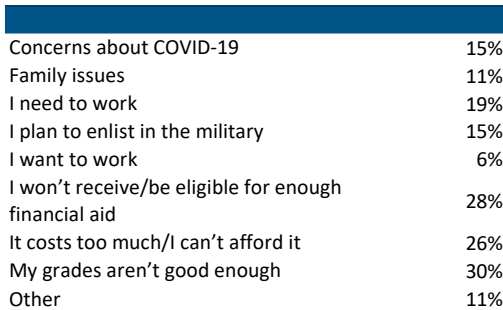


Section 3: Educational Goals and Aspirations

Do you plan to continue your education after high school?

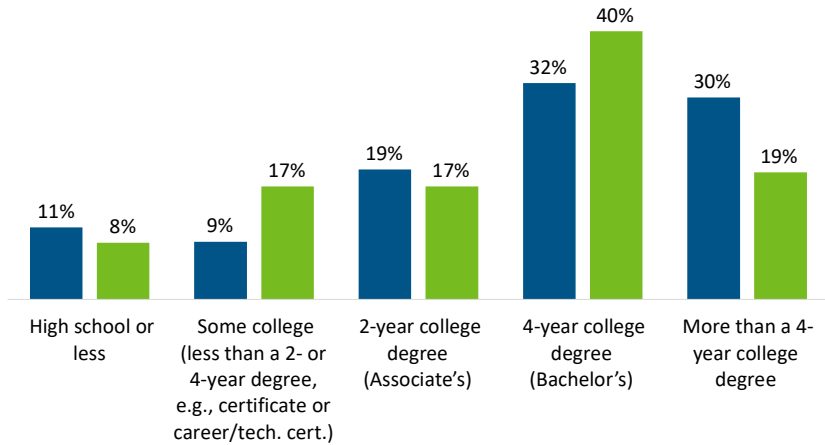


What, if anything, may prevent you from continuing your education after high school?*

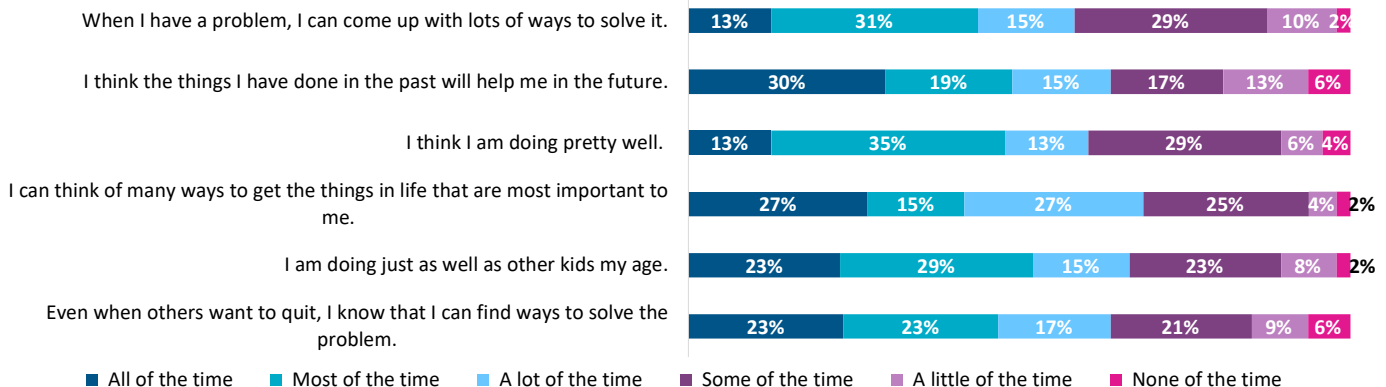


What is the highest level of education that you...

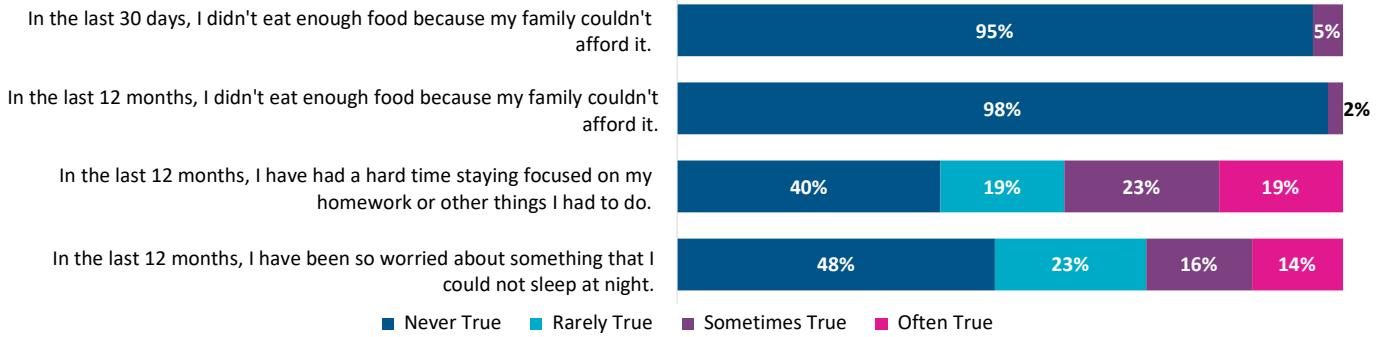
■ would like to get? ■ expect to get?



Please read the following sentences below and think about how you are in most situations.

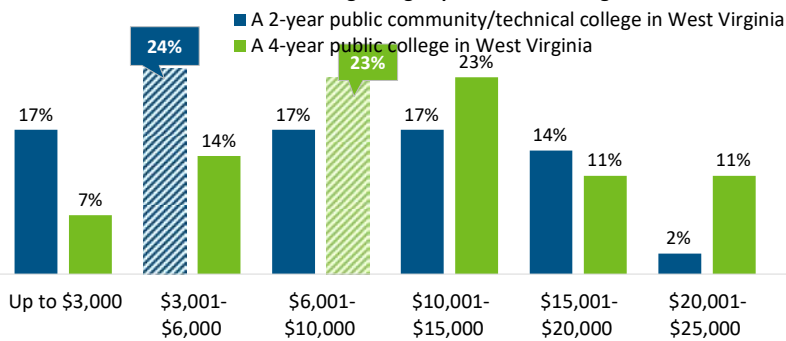


Please rate how much the following statements are true for you.

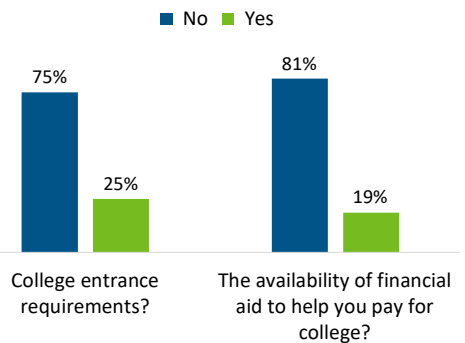


Section 4: College Knowledge and Awareness

On average, how much do you think it costs for one year of in-state tuition to attend the following college options in West Virginia?^

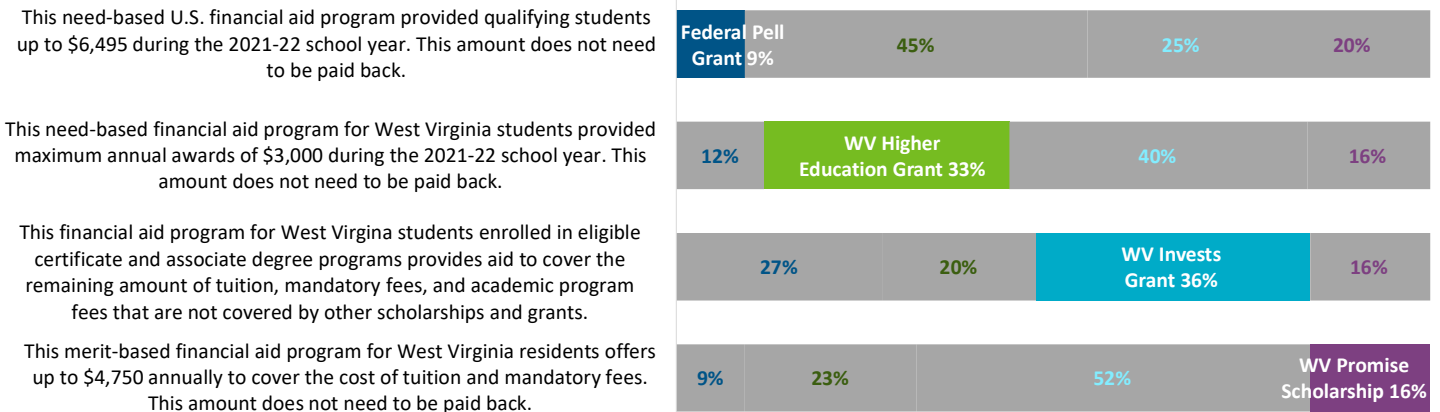


Has anyone from your school or GEAR UP ever spoken with you about...



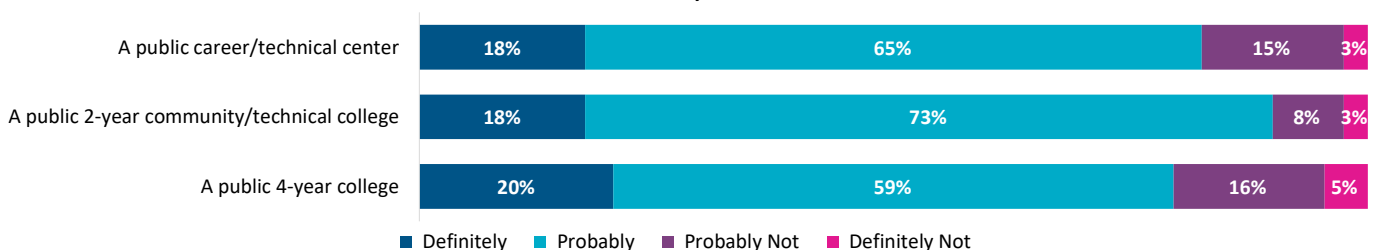
^The correct responses are indicated by pattern filled bar.

Financial aid programs available to West Virginia students^

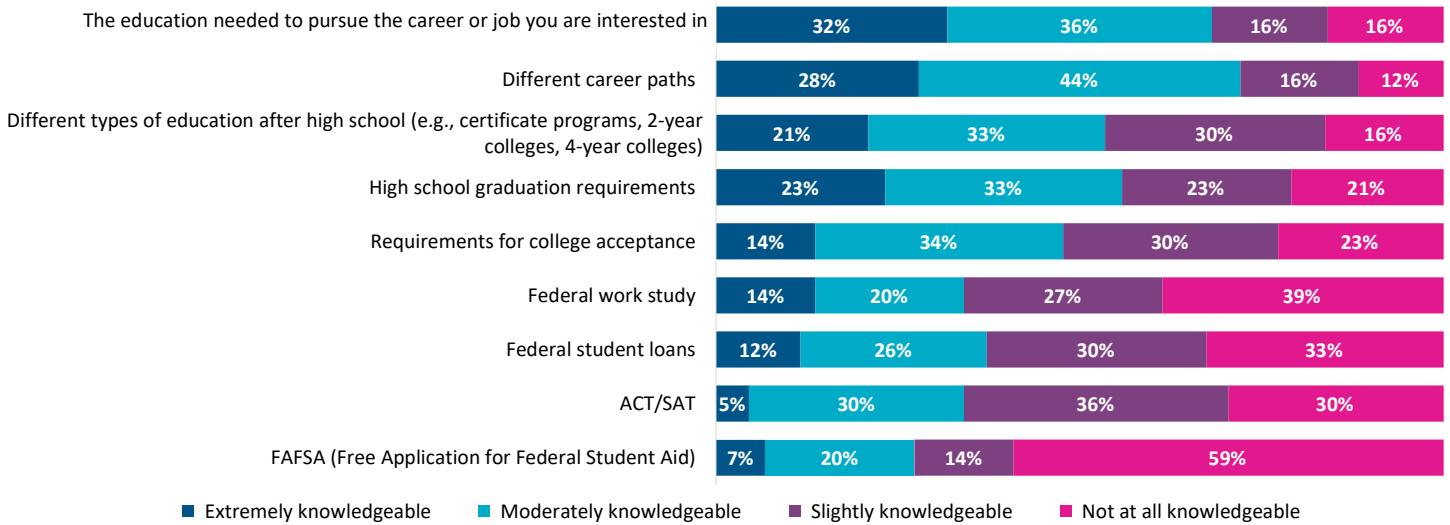


^The correct responses are indicated by filled bar.

Do you think that you could afford to attend one of the following types of colleges using financial aid, scholarships, and your family's resources?



Please rate your level of knowledge about the following topics.



Section 5: College and Career Activities and Services

Have you participated in any of the activities below? If you did attend, how helpful was the activity in preparing you for your future?[^]

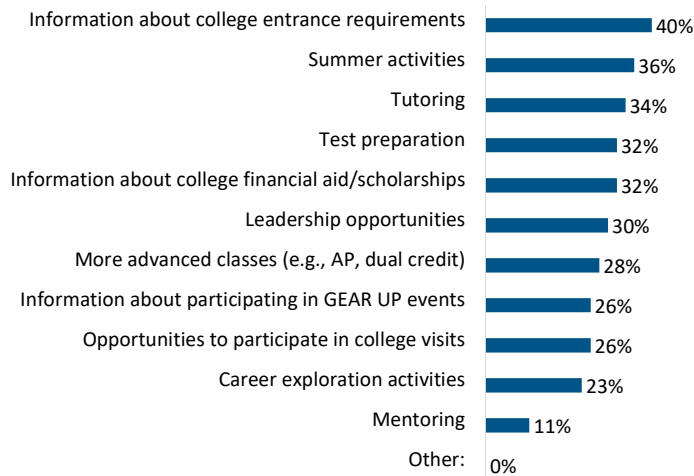
extent participant found each of the following activities helpful

non-participation status

	Extremely helpful	Moderately helpful	Slightly helpful	Not at all helpful	Number of participants	Not offered/does not apply	Offered, but I did not attend	Number of non-participants
College Application and Exploration Week	31%	31%	23%	15%	13	87%	13%	31
Activities related to science, technology, engineering, and mathematics (STEM)	16%	32%	47%	5%	19	80%	20%	25
Help with classes (for example, tutoring or homework help)	30%	30%	40%	0%	20	78%	22%	23
Financial literacy workshops (for example, Get a Life Program)	6%	25%	44%	25%	16	82%	18%	28
CFWV.com Web Portal	20%	27%	27%	27%	15	76%	24%	29
College campus visits (virtual)	21%	43%	29%	7%	14	87%	13%	30

[^]Blue column percentages are based on those respondents who indicated participation in an activity. Pink column percentages are based on those respondents who indicated they did not participate in an activity.

Which of the following do you need from your school or GEAR UP to help you be more successful in school and more prepared for college?*



School-Level Response Rates:

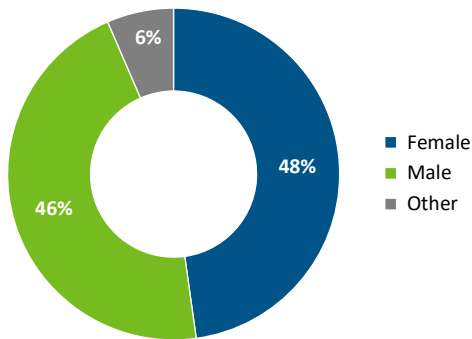
Total Enrollment	52
Surveys Received	44
Response Rate	85%

School Name: **Hamlin PK8**
 Survey Type: **Grade 7 Student Survey Report**

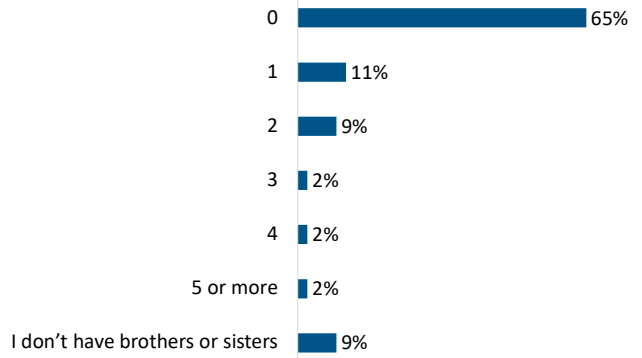
Notes: Throughout this report, all percentages are rounded to the nearest whole number; amounts lower than 0.5% are rounded down to 0%. An asterisk indicates a select all that apply question; amounts may exceed 100%.

Section 1: Background/Demographics


What is your gender?



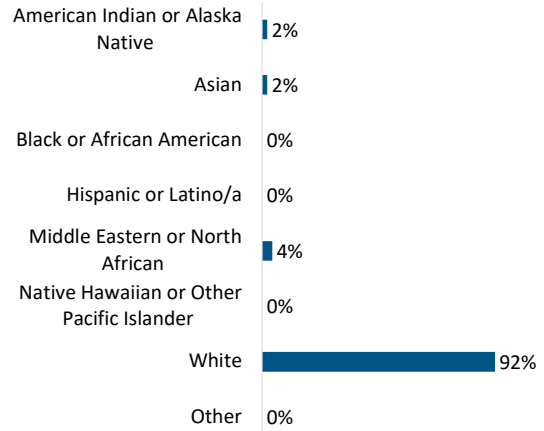
If you have brothers or sisters, how many have attended college in the past or are in college now?



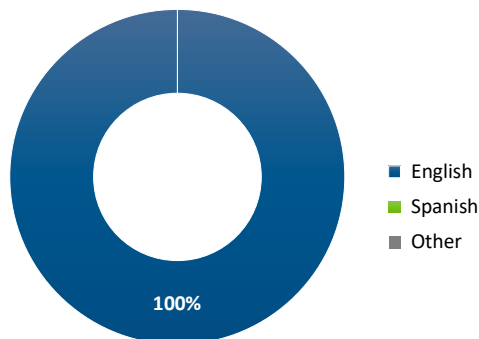
What is the highest level of education achieved by your parent(s)/guardian(s)?



What is your race/ethnicity?

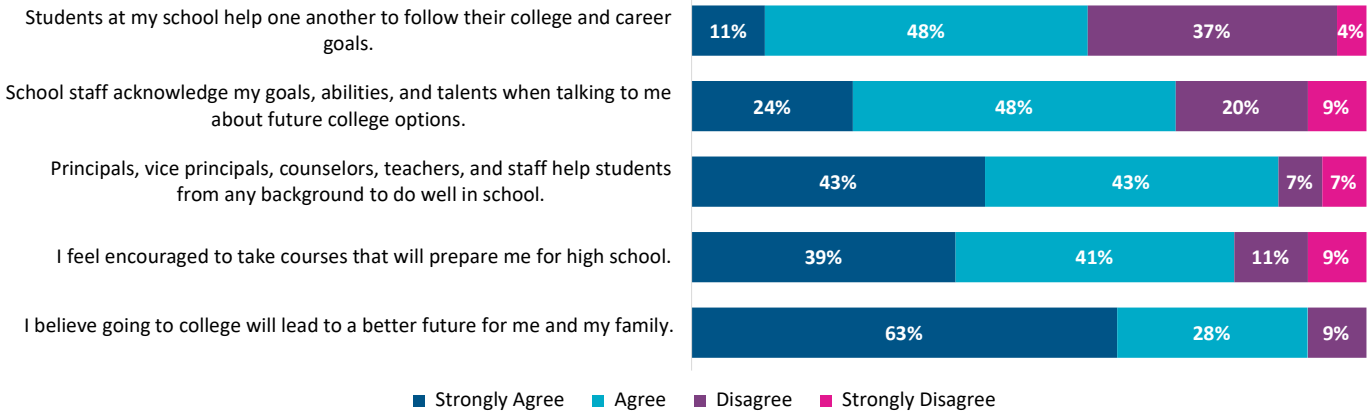


What is the main language you speak at home?



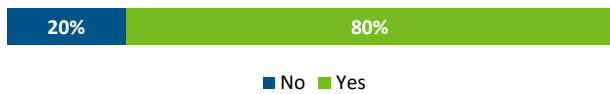
Section 2: About Your School

Please select how much you agree with the following statements about your school.



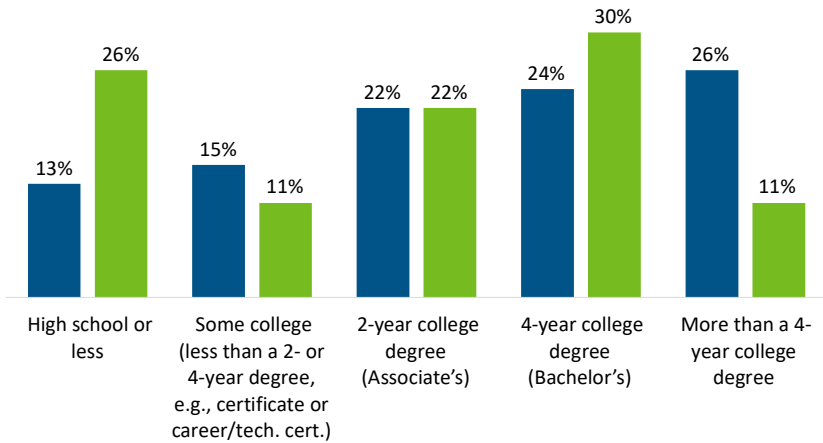
Section 3: Educational Goals and Aspirations

Do you plan to continue your education after high school?

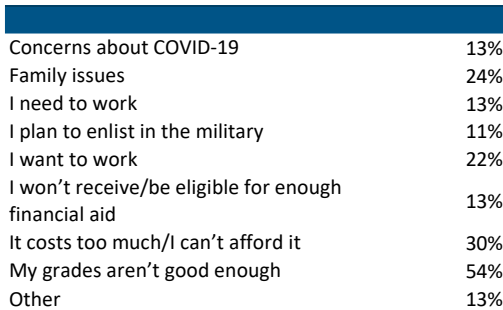


What is the highest level of education that you...

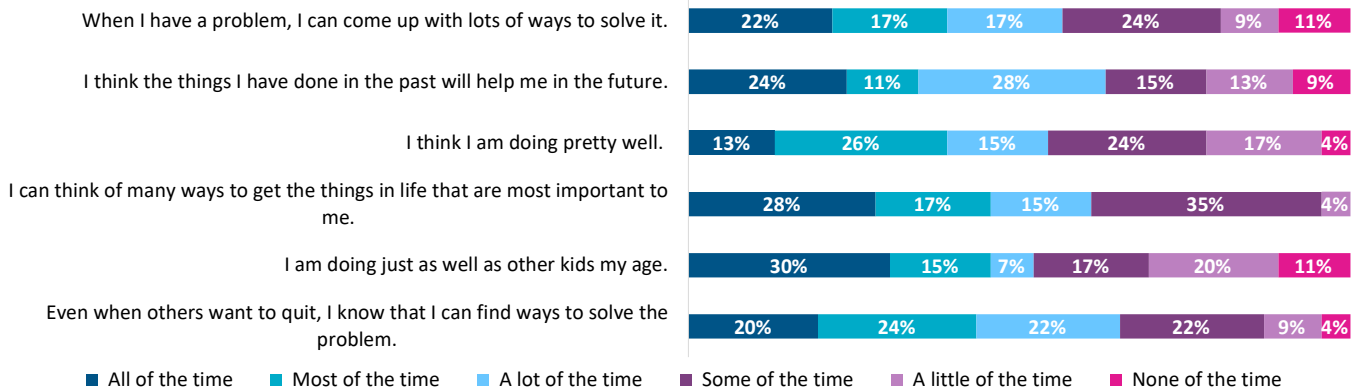
■ would like to get? ■ expect to get?



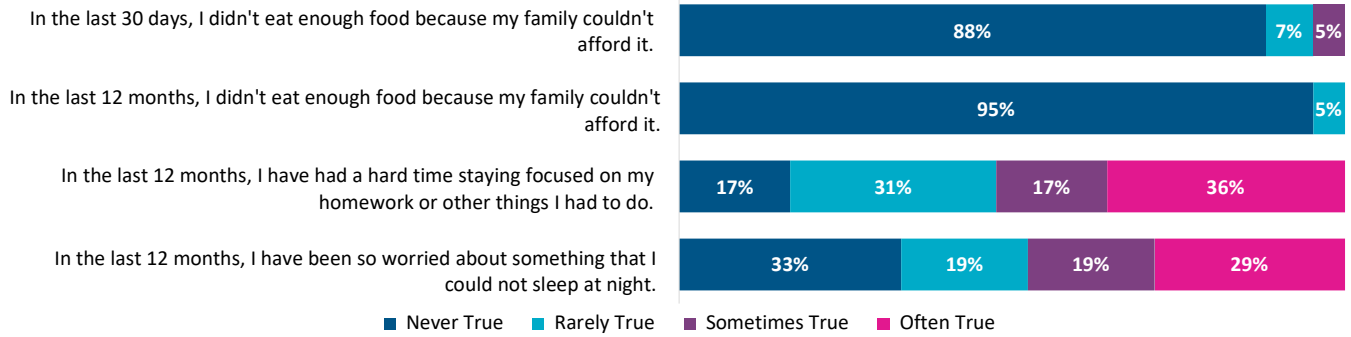
What, if anything, may prevent you from continuing your education after high school?*



Please read the following sentences below and think about how you are in most situations.

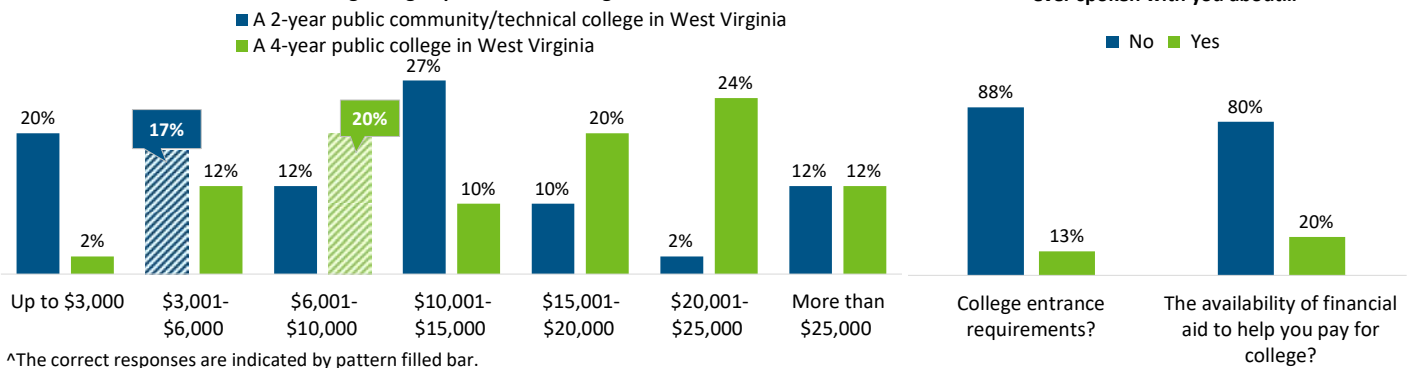


Please rate how much the following statements are true for you.

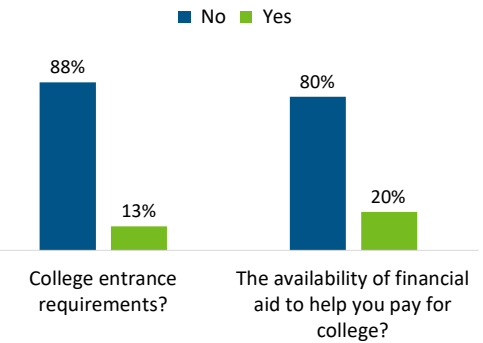


Section 4: College Knowledge and Awareness

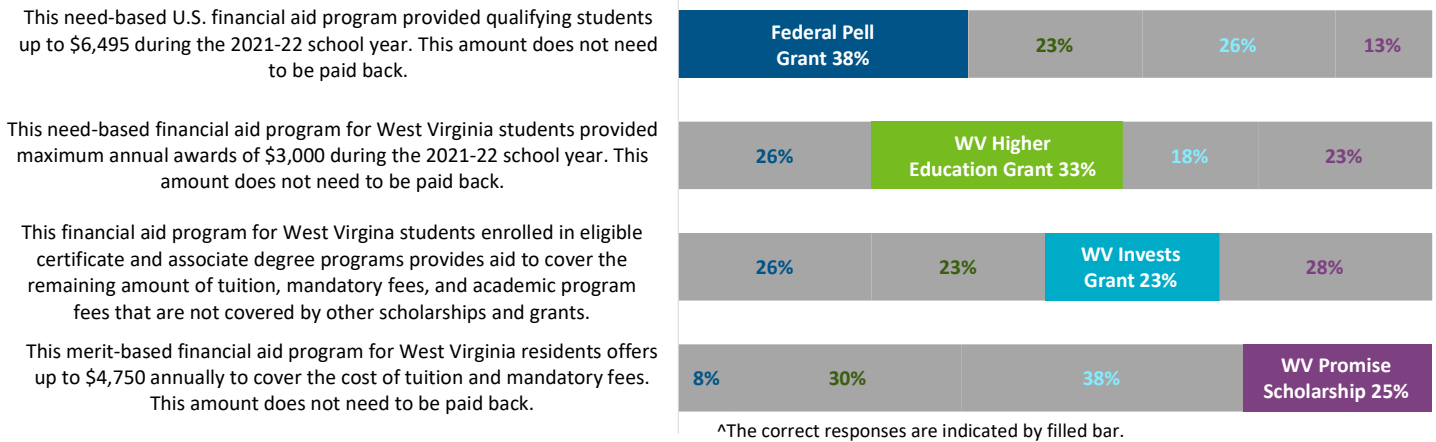
On average, how much do you think it costs for one year of in-state tuition to attend the following college options in West Virginia?^



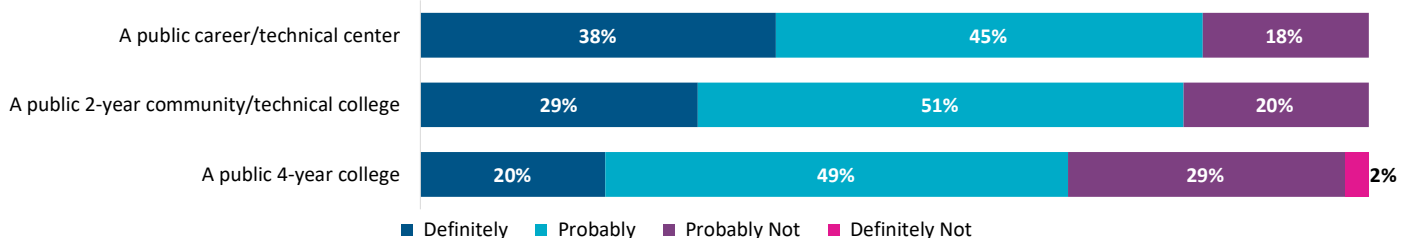
Has anyone from your school or GEAR UP ever spoken with you about...



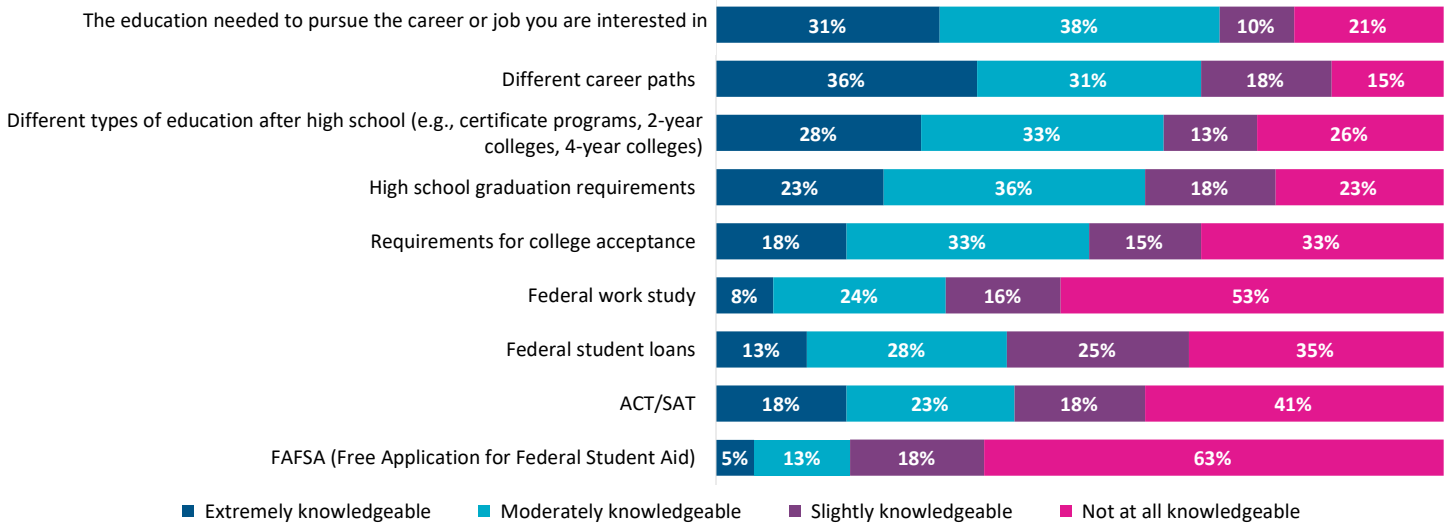
Financial aid programs available to West Virginia students^



Do you think that you could afford to attend one of the following types of colleges using financial aid, scholarships, and your family's resources?



Please rate your level of knowledge about the following topics.



Section 5: College and Career Activities and Services

Have you participated in any of the activities below? If you did attend, how helpful was the activity in preparing you for your future?[^]

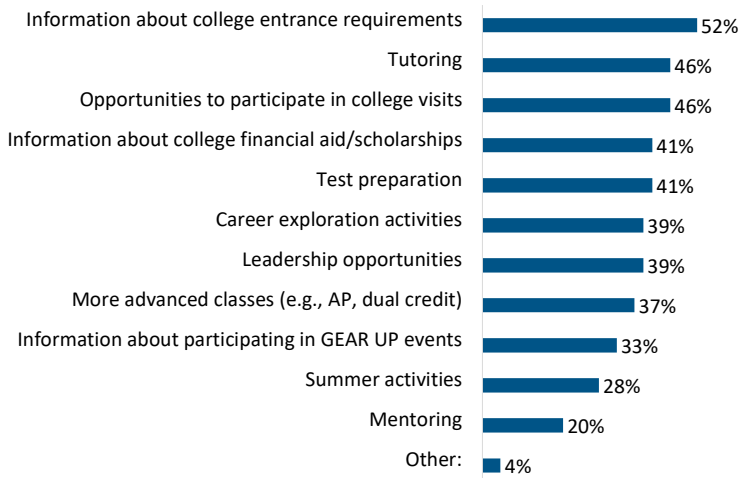
extent participant found each of the following activities helpful

non-participation status

	Extremely helpful	Moderately helpful	Slightly helpful	Not at all helpful	Number of participants	Not offered/does not apply	Offered, but I did not attend	Number of non-participants
College Application and Exploration Week	38%	25%	38%	0%	8	97%	3%	32
Activities related to science, technology, engineering, and mathematics (STEM)	26%	11%	47%	16%	19	73%	27%	22
Help with classes (for example, tutoring or homework help)	45%	14%	36%	5%	22	94%	6%	18
Financial literacy workshops (for example, Get a Life Program)	38%	13%	38%	13%	8	100%	0%	32
CFWV.com Web Portal	29%	0%	29%	43%	7	100%	0%	33
College campus visits (virtual)	25%	13%	50%	13%	8	100%	0%	31

[^]Blue column percentages are based on those respondents who indicated participation in an activity. Pink column percentages are based on those respondents who indicated they did not participate in an activity.

Which of the following do you need from your school or GEAR UP to help you be more successful in school and more prepared for college?*



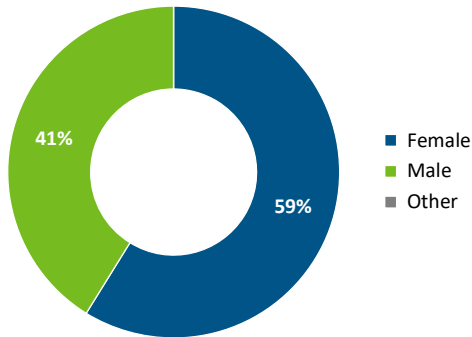
School-Level Response Rates:	
Total Enrollment	39
Surveys Received	34
Response Rate	87%

School Name: **Hannan Jr/Sr High School**
 Survey Type: **Grade 7 Student Survey Report**

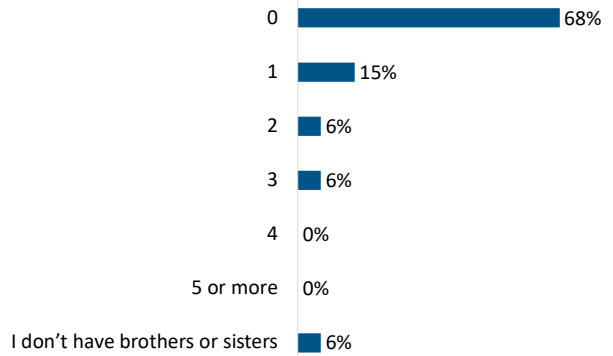
Notes: Throughout this report, all percentages are rounded to the nearest whole number; amounts lower than 0.5% are rounded down to 0%. An asterisk indicates a select all that apply question; amounts may exceed 100%.

Section 1: Background/Demographics


What is your gender?



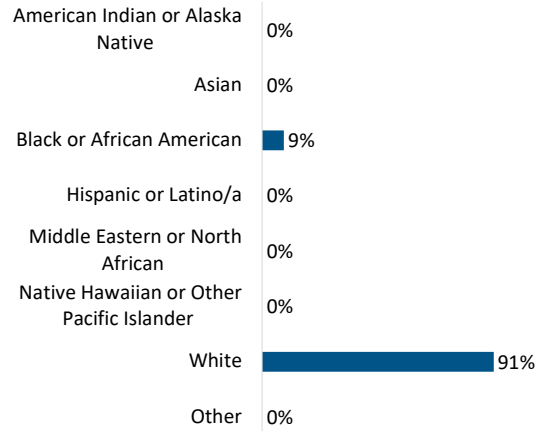
If you have brothers or sisters, how many have attended college in the past or are in college now?



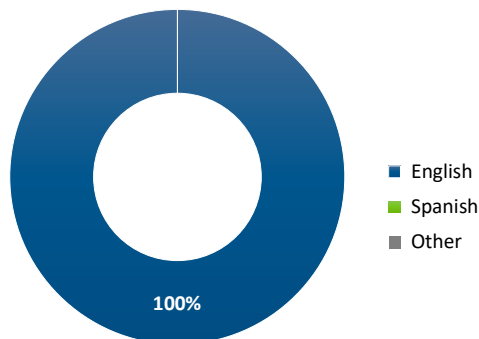
What is the highest level of education achieved by your parent(s)/guardian(s)?



What is your race/ethnicity?

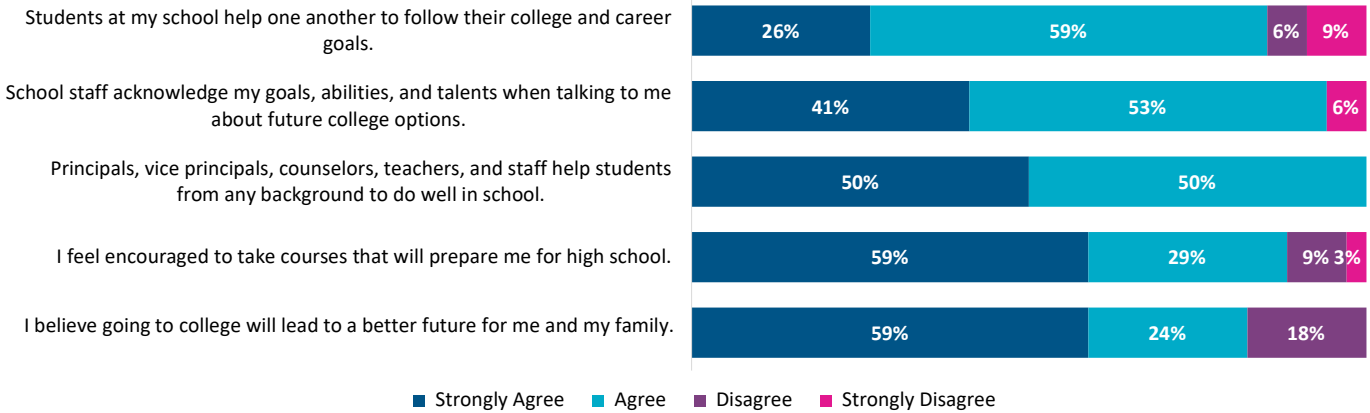


What is the main language you speak at home?



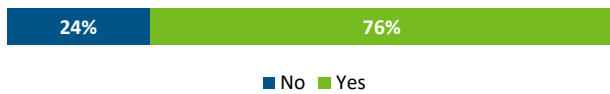
Section 2: About Your School

Please select how much you agree with the following statements about your school.



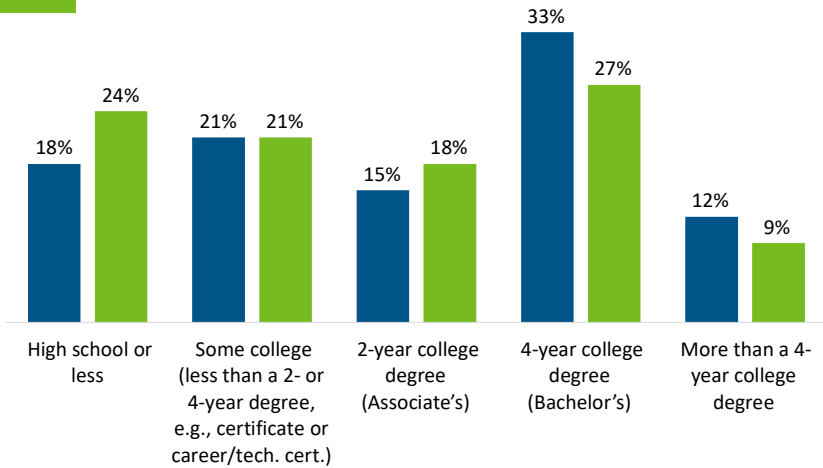
Section 3: Educational Goals and Aspirations

Do you plan to continue your education after high school?

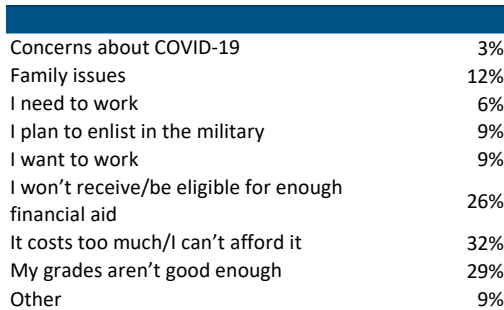


What is the highest level of education that you...

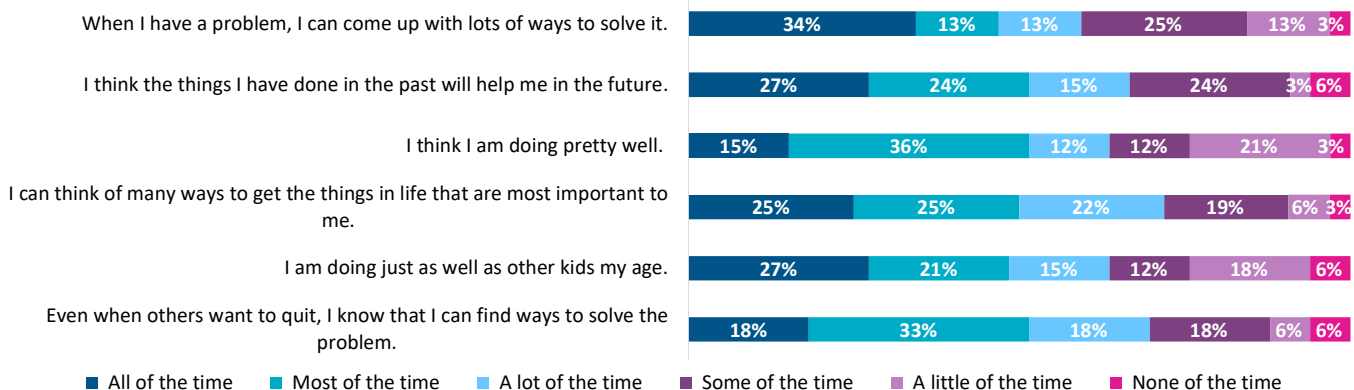
■ would like to get? ■ expect to get?



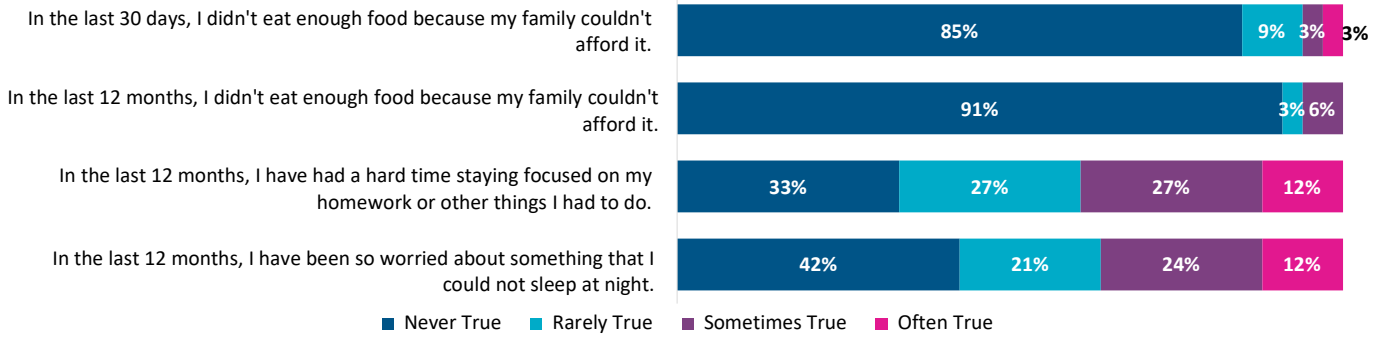
What, if anything, may prevent you from continuing your education after high school?*



Please read the following sentences below and think about how you are in most situations.

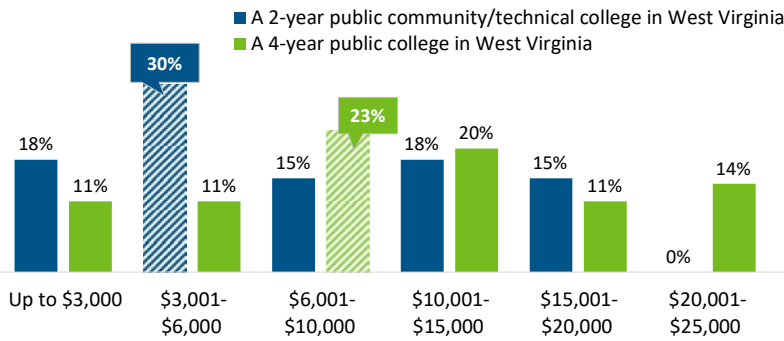


Please rate how much the following statements are true for you.

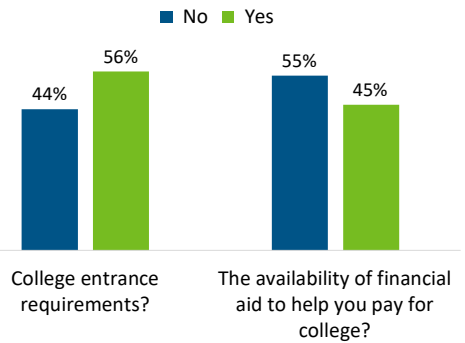


Section 4: College Knowledge and Awareness

On average, how much do you think it costs for one year of in-state tuition to attend the following college options in West Virginia?^

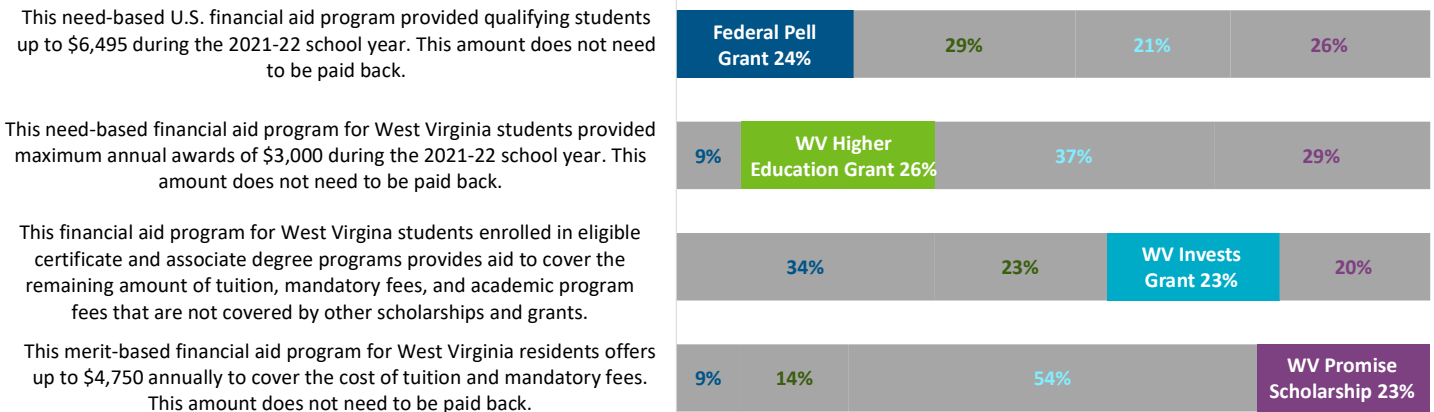


Has anyone from your school or GEAR UP ever spoken with you about...



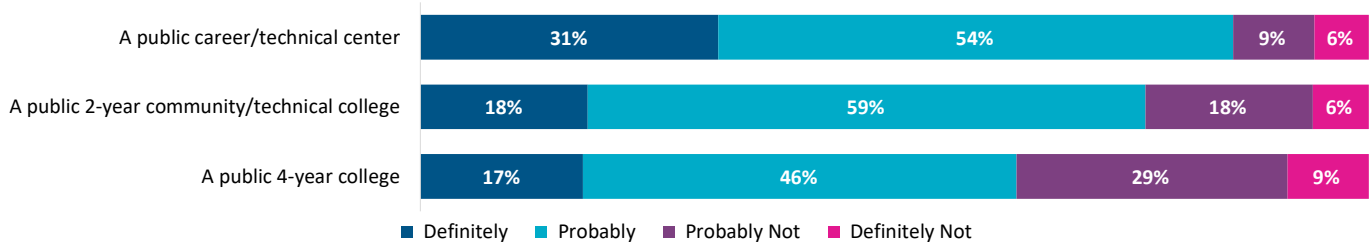
^The correct responses are indicated by pattern filled bar.

Financial aid programs available to West Virginia students^

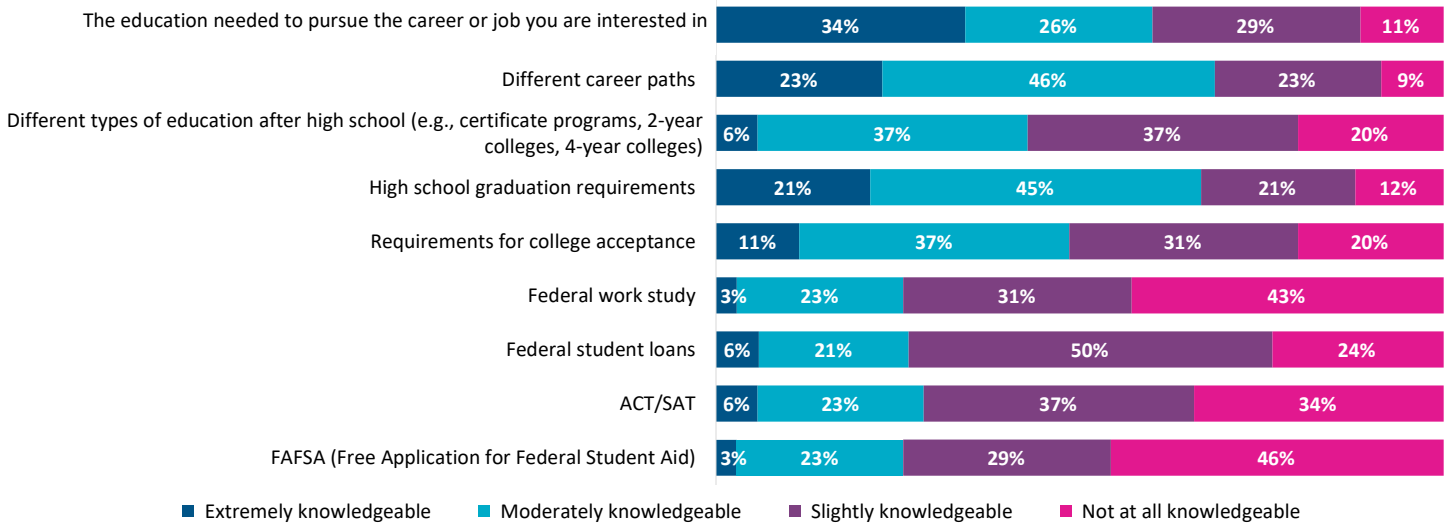


^The correct responses are indicated by filled bar.

Do you think that you could afford to attend one of the following types of colleges using financial aid, scholarships, and your family's resources?



Please rate your level of knowledge about the following topics.



Section 5: College and Career Activities and Services

Have you participated in any of the activities below? If you did attend, how helpful was the activity in preparing you for your future?[^]

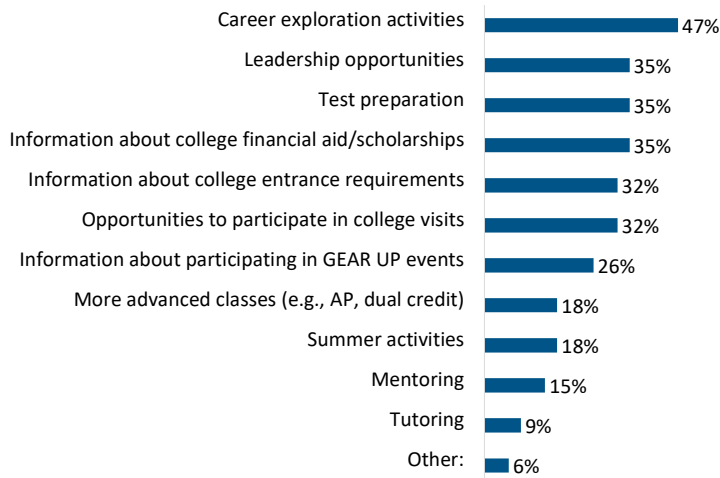
extent participant found each of the following activities helpful

non-participation status

	Extremely helpful	Moderately helpful	Slightly helpful	Not at all helpful	Number of participants	Not offered/does not apply	Offered, but I did not attend	Number of non-participants
College Application and Exploration Week	0%	67%	33%	0%	9	88%	12%	25
Activities related to science, technology, engineering, and mathematics (STEM)	7%	53%	20%	20%	15	74%	26%	19
Help with classes (for example, tutoring or homework help)	14%	50%	36%	0%	14	80%	20%	20
Financial literacy workshops (for example, Get a Life Program)	0%	75%	25%	0%	12	91%	9%	22
CFWV.com Web Portal	0%	50%	31%	19%	16	89%	11%	18
College campus visits (virtual)	27%	27%	36%	9%	11	83%	17%	23

[^]Blue column percentages are based on those respondents who indicated participation in an activity. Pink column percentages are based on those respondents who indicated they did not participate in an activity.

Which of the following do you need from your school or GEAR UP to help you be more successful in school and more prepared for college?*



School-Level Response Rates:

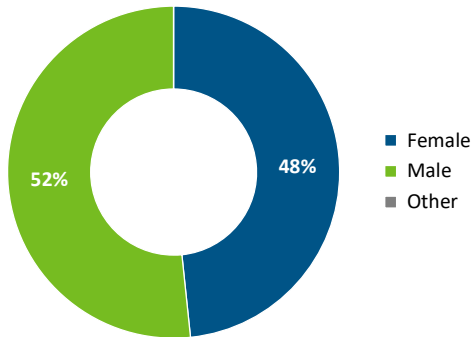
Total Enrollment	32
Surveys Received	29
Response Rate	91%

School Name: **Harts PK8**
 Survey Type: **Grade 7 Student Survey Report**

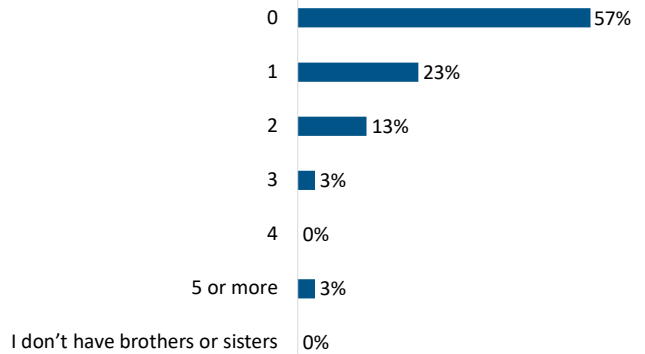
Notes: Throughout this report, all percentages are rounded to the nearest whole number; amounts lower than 0.5% are rounded down to 0%. An asterisk indicates a select all that apply question; amounts may exceed 100%.

Section 1: Background/Demographics


What is your gender?



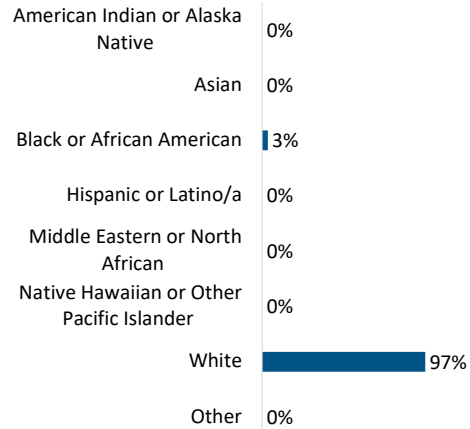
If you have brothers or sisters, how many have attended college in the past or are in college now?



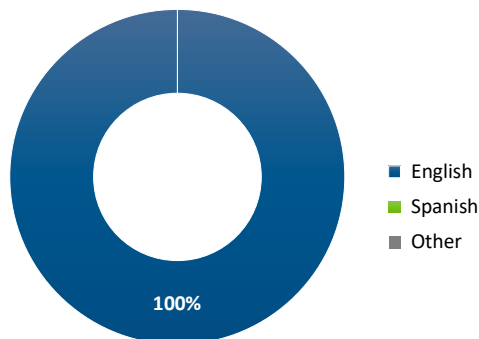
What is the highest level of education achieved by your parent(s)/guardian(s)?



What is your race/ethnicity?

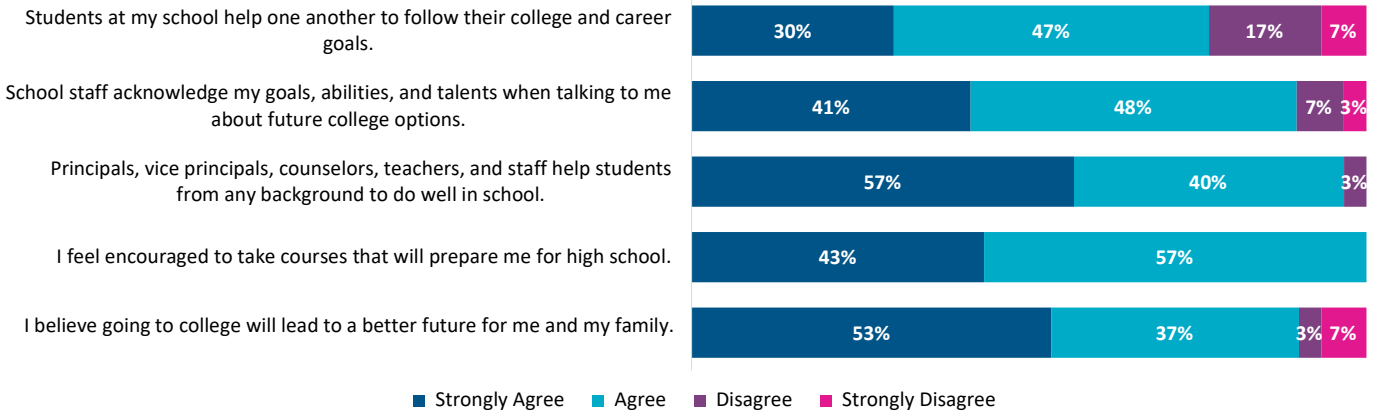


What is the main language you speak at home?



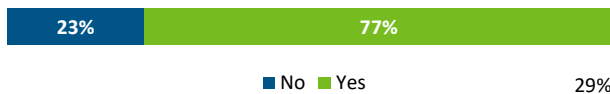
Section 2: About Your School

Please select how much you agree with the following statements about your school.



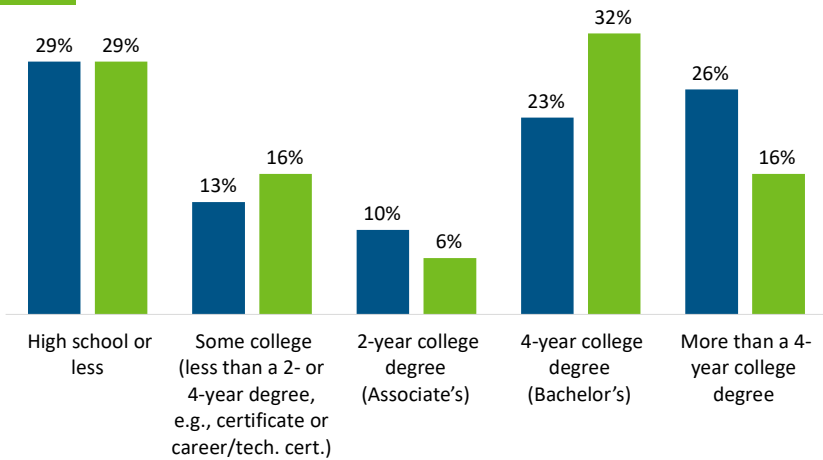
Section 3: Educational Goals and Aspirations

Do you plan to continue your education after high school?

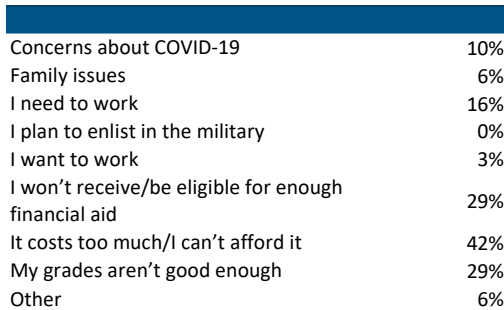


What is the highest level of education that you...

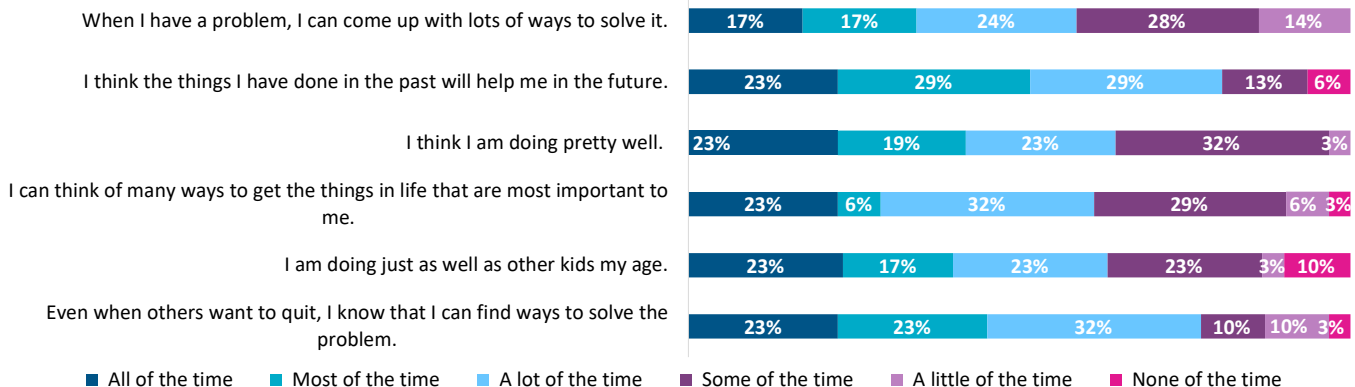
■ would like to get? ■ expect to get?



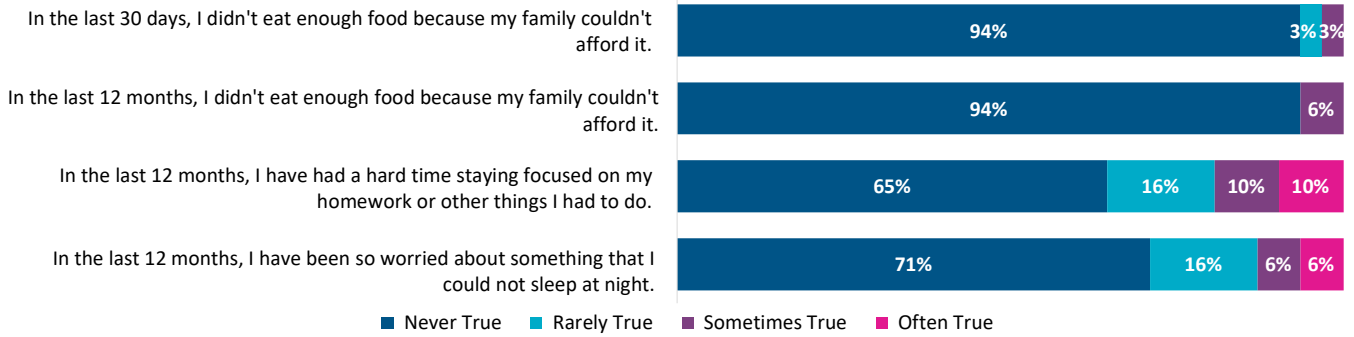
What, if anything, may prevent you from continuing your education after high school?*



Please read the following sentences below and think about how you are in most situations.

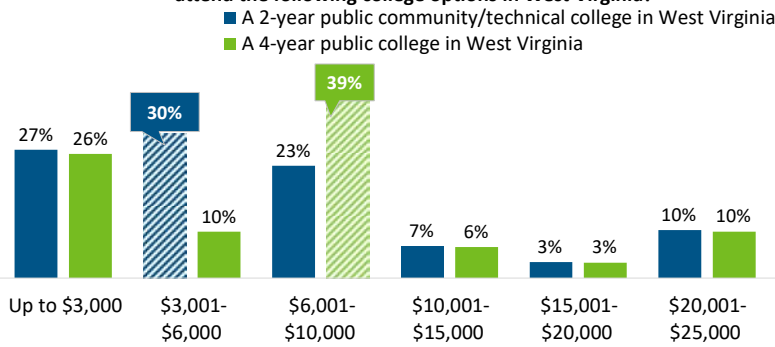


Please rate how much the following statements are true for you.



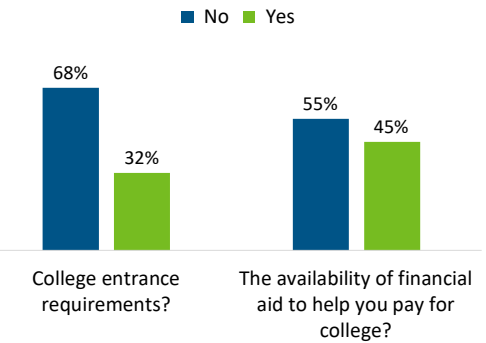
Section 4: College Knowledge and Awareness

On average, how much do you think it costs for one year of in-state tuition to attend the following college options in West Virginia?^

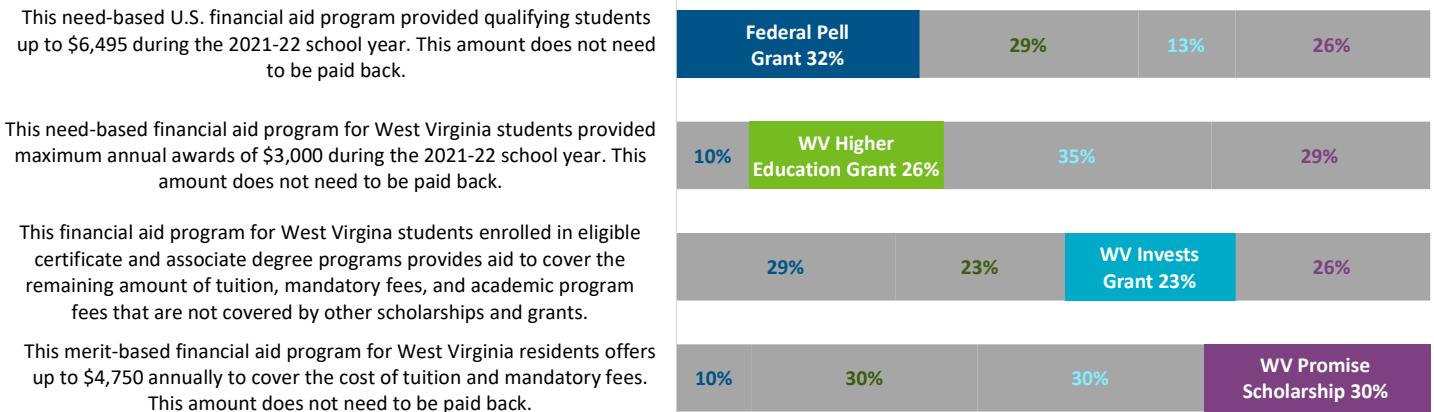


^The correct responses are indicated by pattern filled bar.

Has anyone from your school or GEAR UP ever spoken with you about...

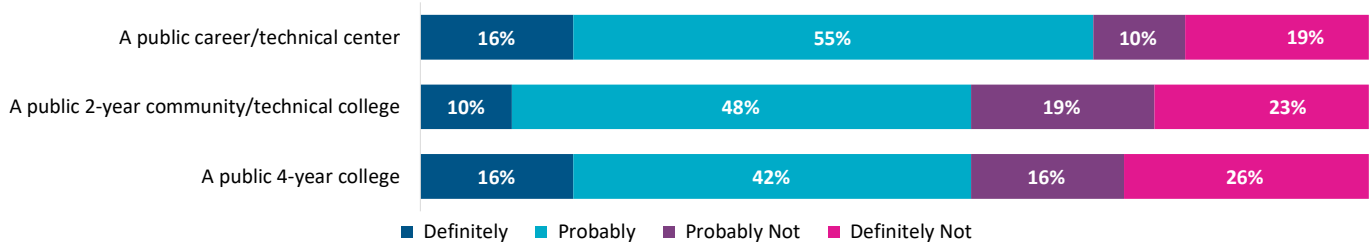


Financial aid programs available to West Virginia students^

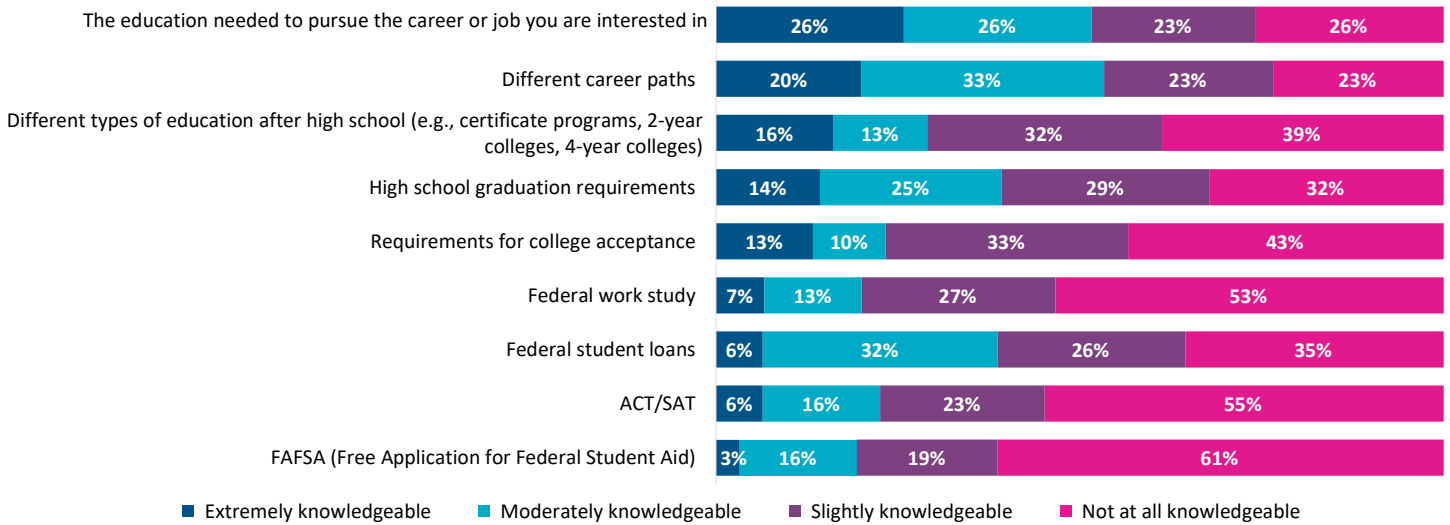


^The correct responses are indicated by filled bar.

Do you think that you could afford to attend one of the following types of colleges using financial aid, scholarships, and your family's resources?



Please rate your level of knowledge about the following topics.



Section 5: College and Career Activities and Services

Have you participated in any of the activities below? If you did attend, how helpful was the activity in preparing you for your future?[^]

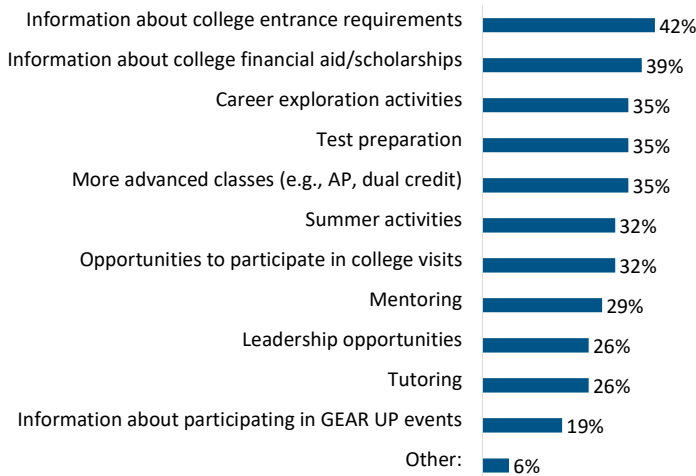
extent participant found each of the following activities helpful

non-participation status

	Extremely helpful	Moderately helpful	Slightly helpful	Not at all helpful	Number of participants	Not offered/does not apply	Offered, but I did not attend	Number of non-participants
College Application and Exploration Week	17%	17%	33%	33%	6	100%	0%	25
Activities related to science, technology, engineering, and mathematics (STEM)	31%	23%	23%	23%	13	50%	50%	18
Help with classes (for example, tutoring or homework help)	29%	12%	35%	24%	17	64%	36%	14
Financial literacy workshops (for example, Get a Life Program)	11%	22%	22%	44%	9	91%	9%	22
CFWV.com Web Portal	17%	33%	33%	17%	6	86%	14%	22
College campus visits (virtual)	29%	35%	35%	0%	17	86%	14%	14

[^]Blue column percentages are based on those respondents who indicated participation in an activity. Pink column percentages are based on those respondents who indicated they did not participate in an activity.

Which of the following do you need from your school or GEAR UP to help you be more successful in school and more prepared for college?*



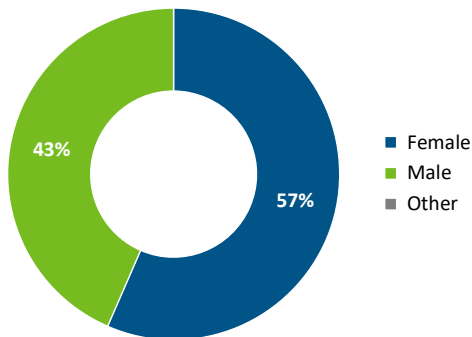
School-Level Response Rates:	
Total Enrollment	32
Surveys Received	23
Response Rate	72%

School Name: **Kermit PK8**
 Survey Type: **Grade 7 Student Survey Report**

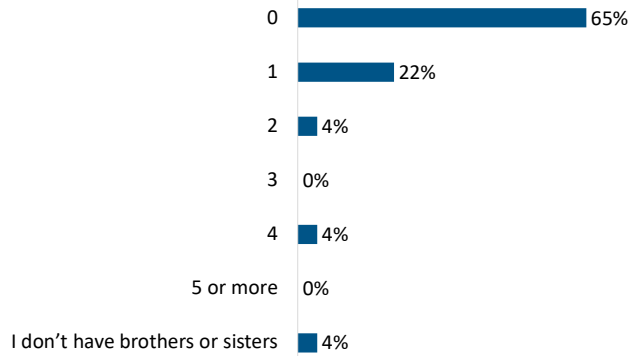
Notes: Throughout this report, all percentages are rounded to the nearest whole number; amounts lower than 0.5% are rounded down to 0%. An asterisk indicates a select all that apply question; amounts may exceed 100%.

Section 1: Background/Demographics


What is your gender?



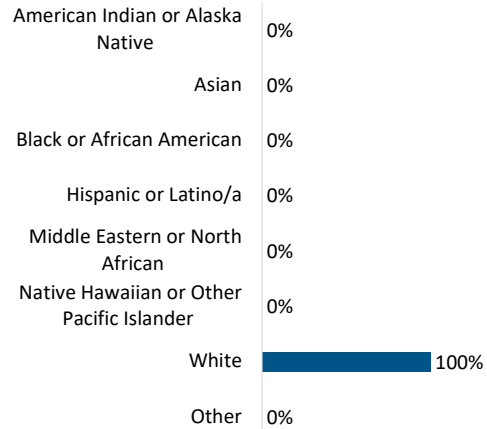
If you have brothers or sisters, how many have attended college in the past or are in college now?



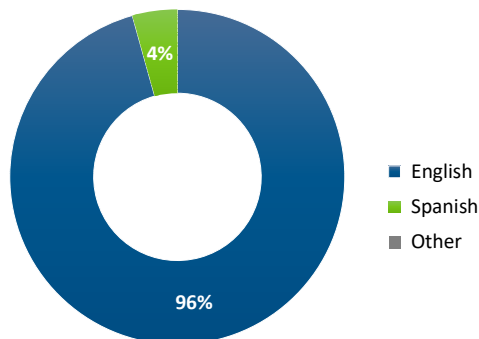
What is the highest level of education achieved by your parent(s)/guardian(s)?



What is your race/ethnicity?

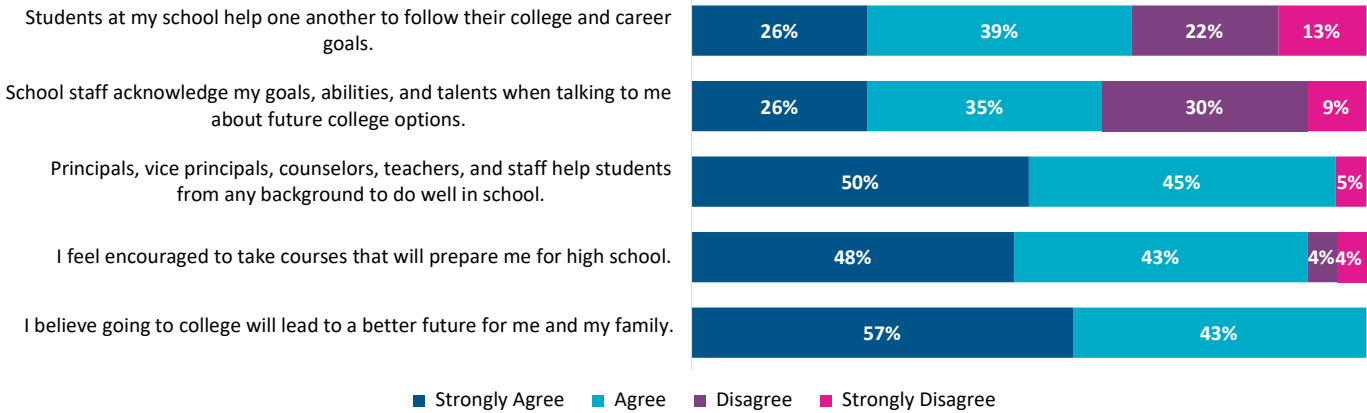


What is the main language you speak at home?



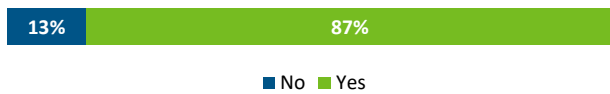
Section 2: About Your School

Please select how much you agree with the following statements about your school.



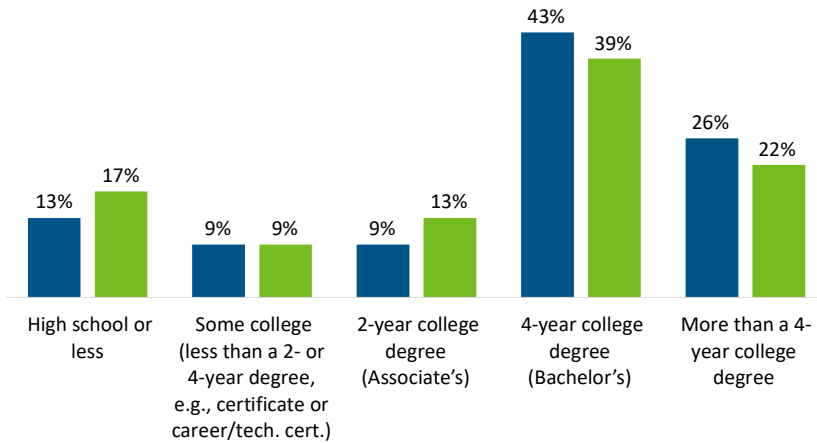
Section 3: Educational Goals and Aspirations

Do you plan to continue your education after high school?

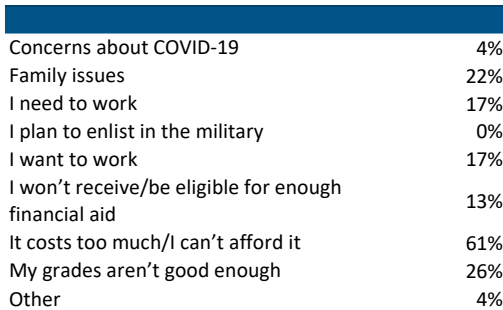


What is the highest level of education that you...

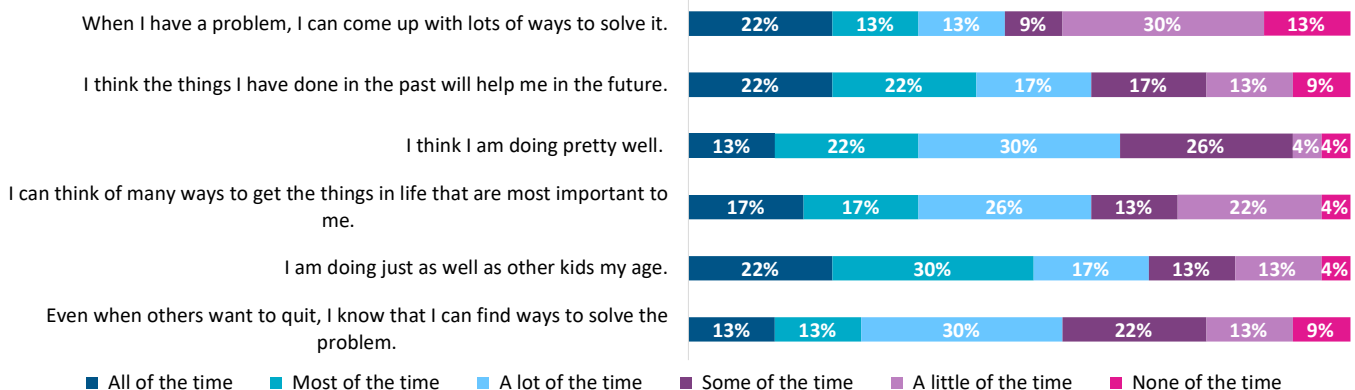
■ would like to get? ■ expect to get?



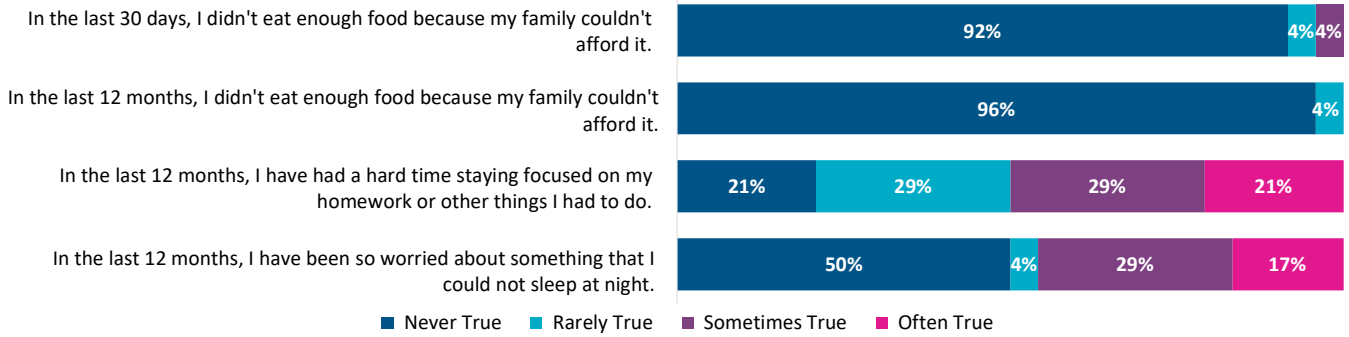
What, if anything, may prevent you from continuing your education after high school?*



Please read the following sentences below and think about how you are in most situations.

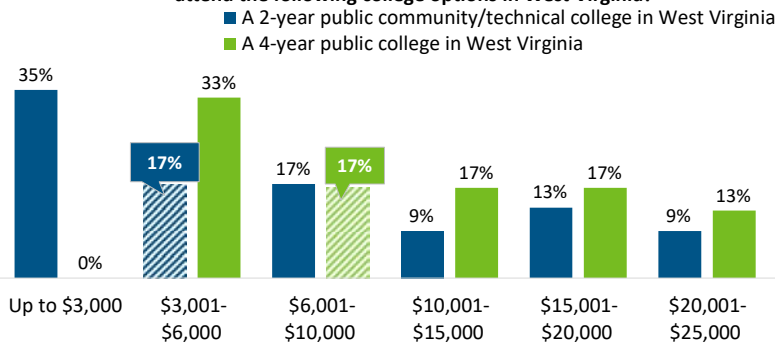


Please rate how much the following statements are true for you.

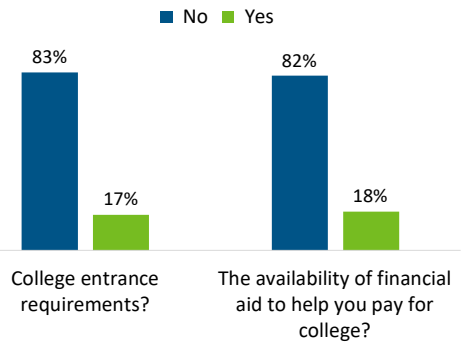


Section 4: College Knowledge and Awareness

On average, how much do you think it costs for one year of in-state tuition to attend the following college options in West Virginia?^

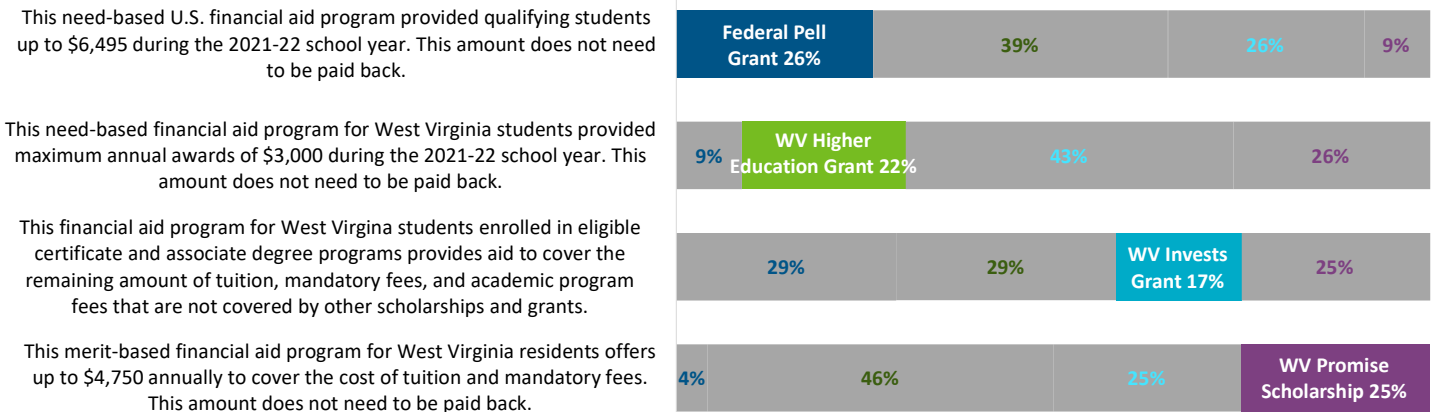


Has anyone from your school or GEAR UP ever spoken with you about...



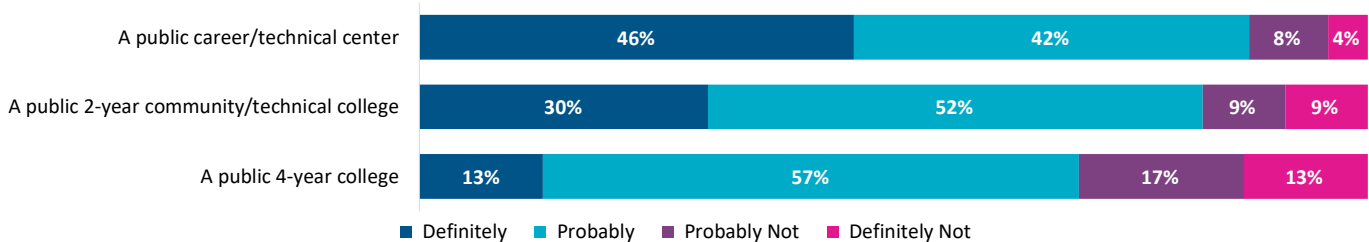
^The correct responses are indicated by pattern filled bar.

Financial aid programs available to West Virginia students^

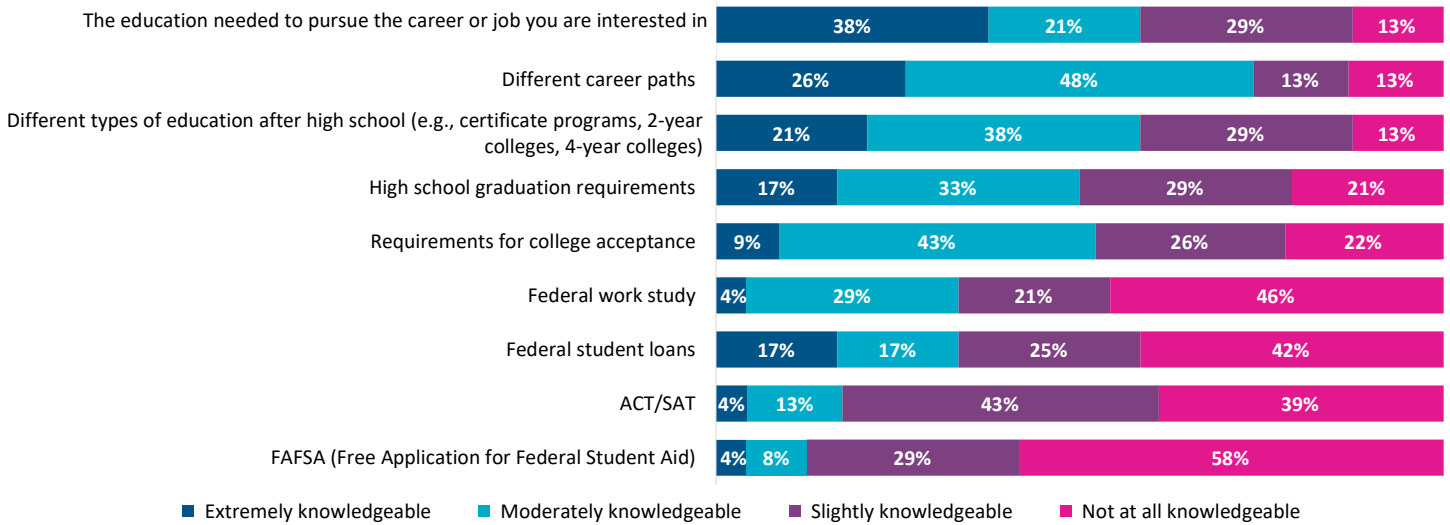


^The correct responses are indicated by filled bar.

Do you think that you could afford to attend one of the following types of colleges using financial aid, scholarships, and your family's resources?



Please rate your level of knowledge about the following topics.



Section 5: College and Career Activities and Services

Have you participated in any of the activities below? If you did attend, how helpful was the activity in preparing you for your future?[^]

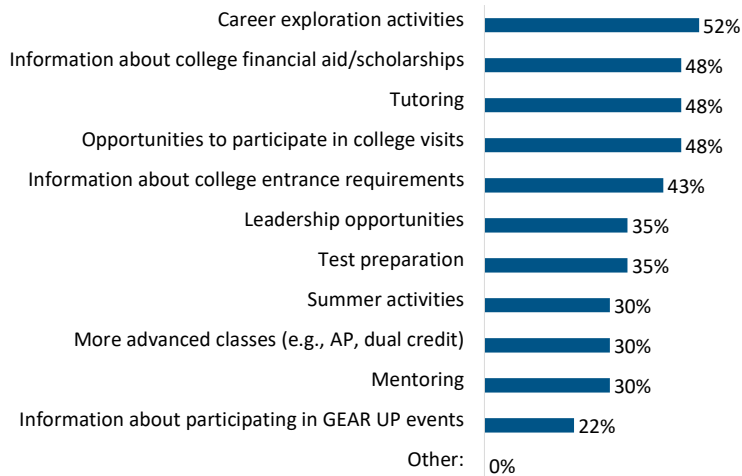
extent participant found each of the following activities helpful

non-participation status

	Extremely helpful	Moderately helpful	Slightly helpful	Not at all helpful	Number of participants	Not offered/does not apply	Offered, but I did not attend	Number of non-participants
College Application and Exploration Week	20%	20%	40%	20%	5	89%	11%	18
Activities related to science, technology, engineering, and mathematics (STEM)	36%	27%	27%	9%	11	100%	0%	12
Help with classes (for example, tutoring or homework help)	29%	14%	50%	7%	14	78%	22%	9
Financial literacy workshops (for example, Get a Life Program)	33%	17%	33%	17%	6	82%	18%	17
CFWV.com Web Portal	17%	33%	33%	17%	6	94%	6%	17
College campus visits (virtual)	20%	0%	80%	0%	5	94%	6%	18

[^]Blue column percentages are based on those respondents who indicated participation in an activity. Pink column percentages are based on those respondents who indicated they did not participate in an activity.

Which of the following do you need from your school or GEAR UP to help you be more successful in school and more prepared for college?*



School-Level Response Rates:

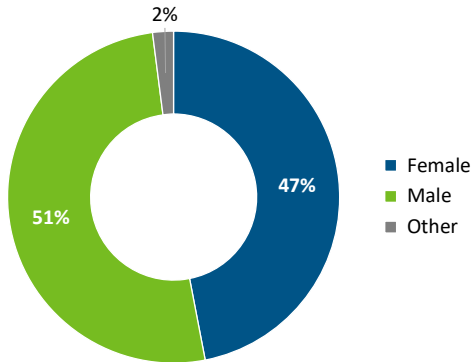
Total Enrollment	58
Surveys Received	47
Response Rate	81%

School Name: **Lenore PK8**
 Survey Type: **Grade 7 Student Survey Report**

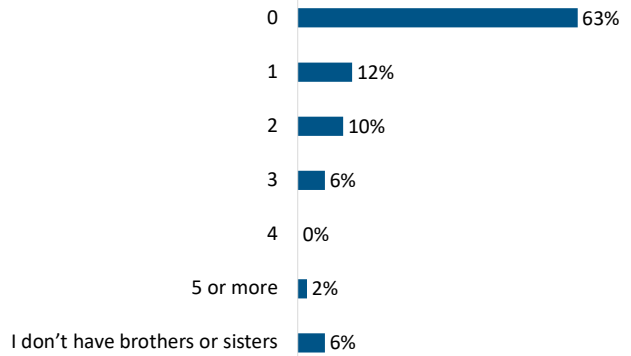
Notes: Throughout this report, all percentages are rounded to the nearest whole number; amounts lower than 0.5% are rounded down to 0%. An asterisk indicates a select all that apply question; amounts may exceed 100%.

Section 1: Background/Demographics


What is your gender?



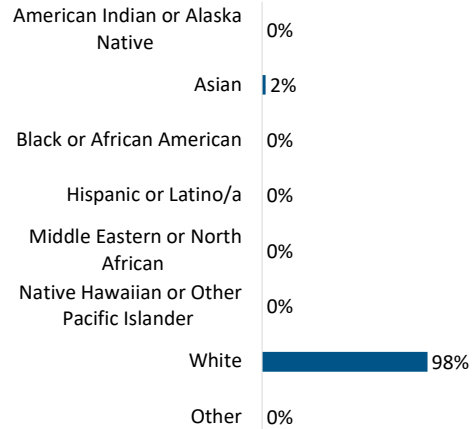
If you have brothers or sisters, how many have attended college in the past or are in college now?



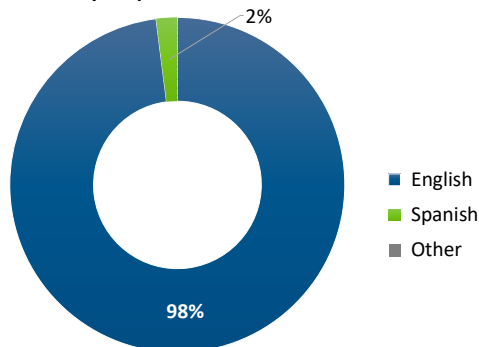
What is the highest level of education achieved by your parent(s)/guardian(s)?



What is your race/ethnicity?

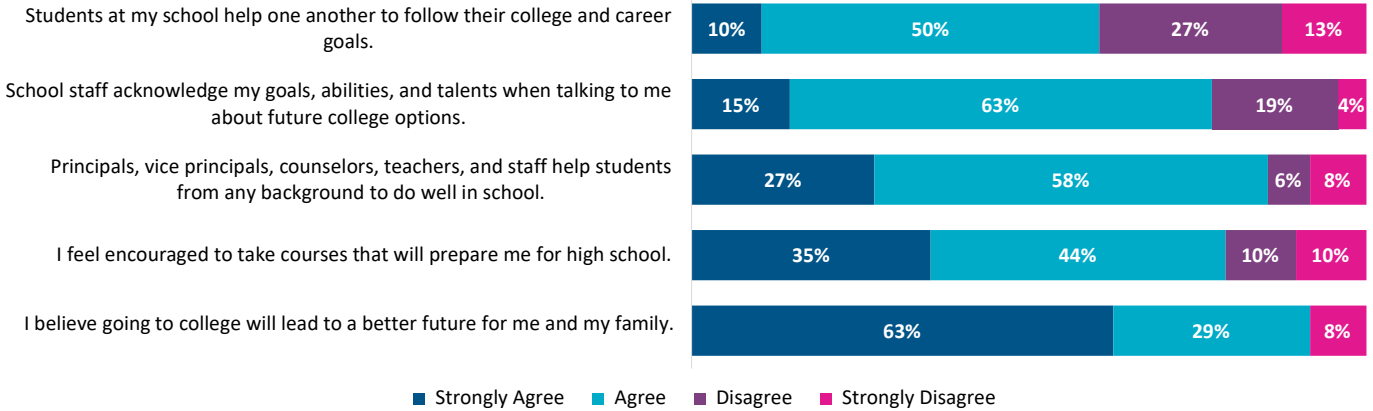


What is the main language you speak at home?



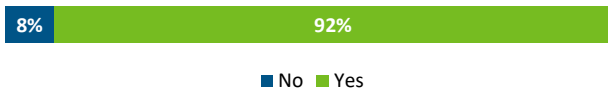
Section 2: About Your School

Please select how much you agree with the following statements about your school.

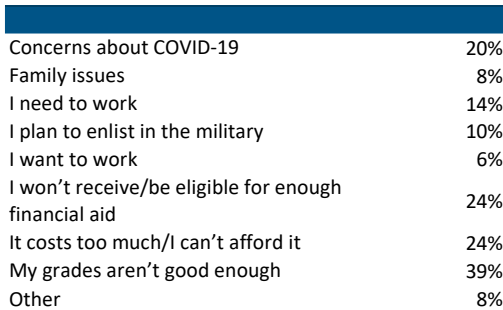


Section 3: Educational Goals and Aspirations

Do you plan to continue your education after high school?

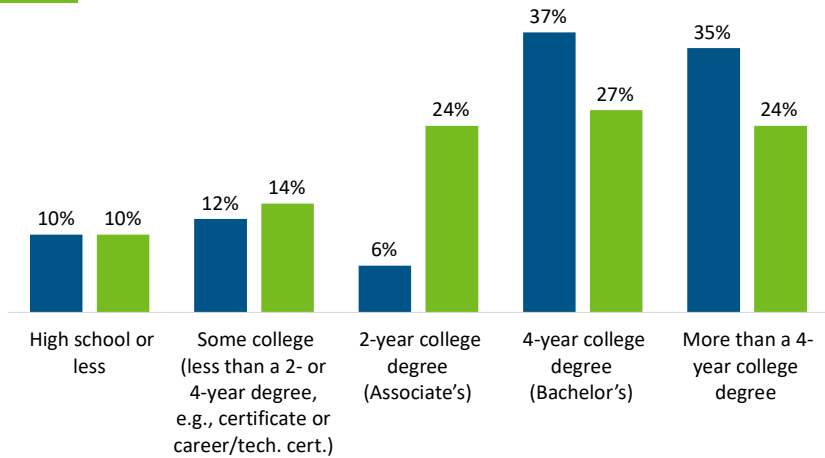


What, if anything, may prevent you from continuing your education after high school?*

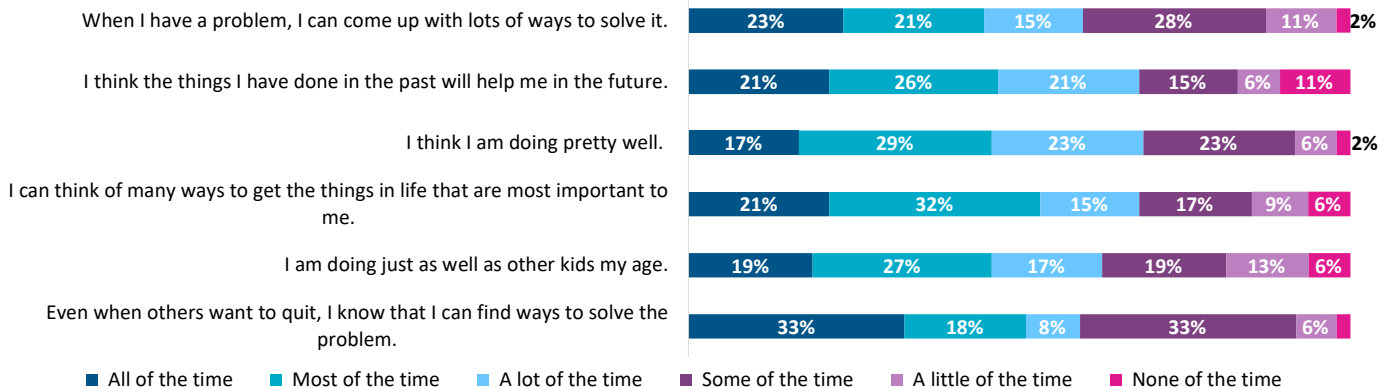


What is the highest level of education that you...

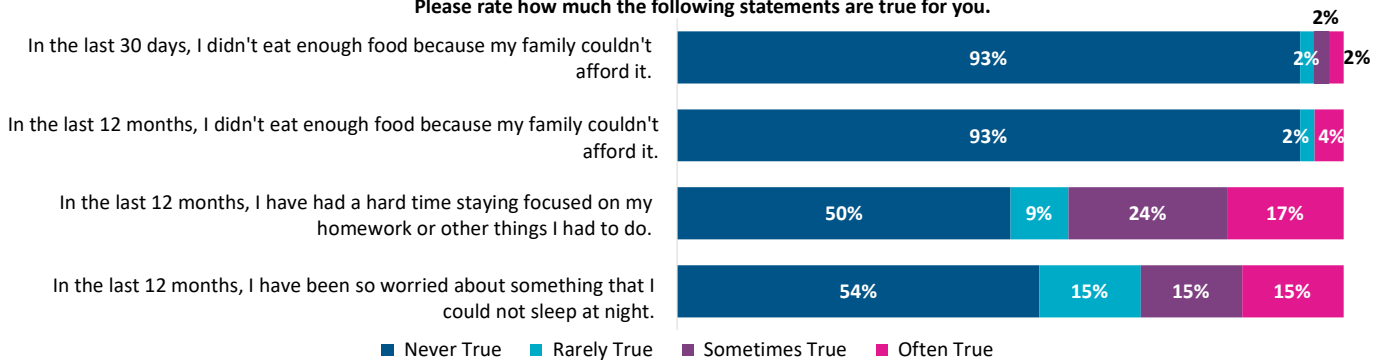
■ would like to get? ■ expect to get?



Please read the following sentences below and think about how you are in most situations.

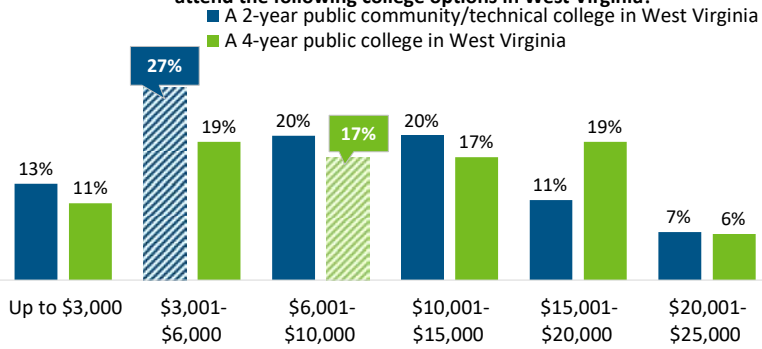


Please rate how much the following statements are true for you.

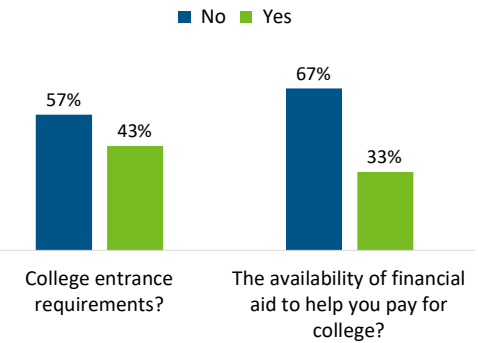


Section 4: College Knowledge and Awareness

On average, how much do you think it costs for one year of in-state tuition to attend the following college options in West Virginia?^

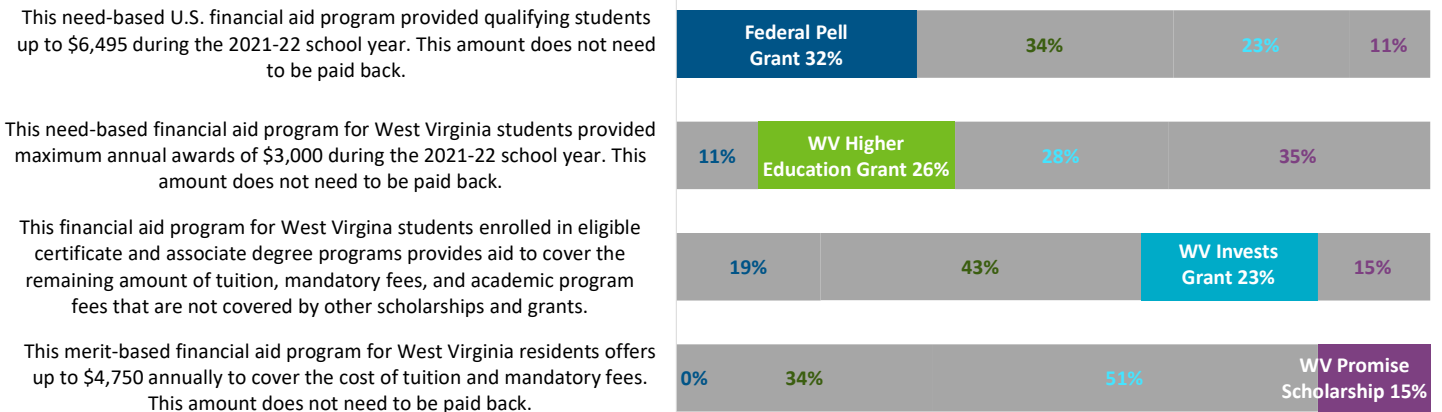


Has anyone from your school or GEAR UP ever spoken with you about...



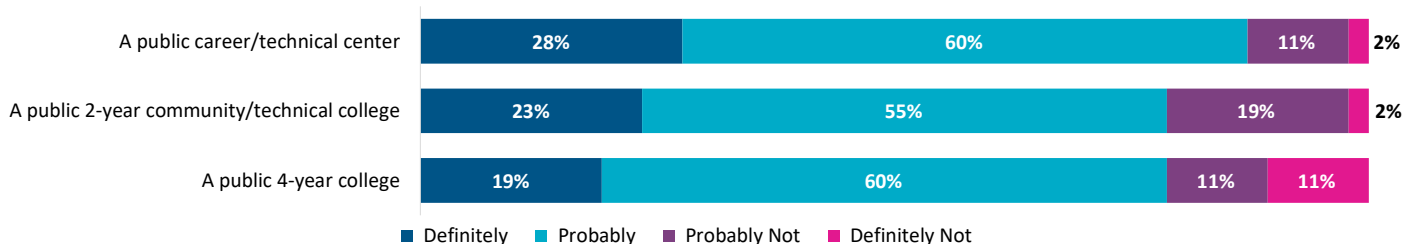
^The correct responses are indicated by pattern filled bar.

Financial aid programs available to West Virginia students^

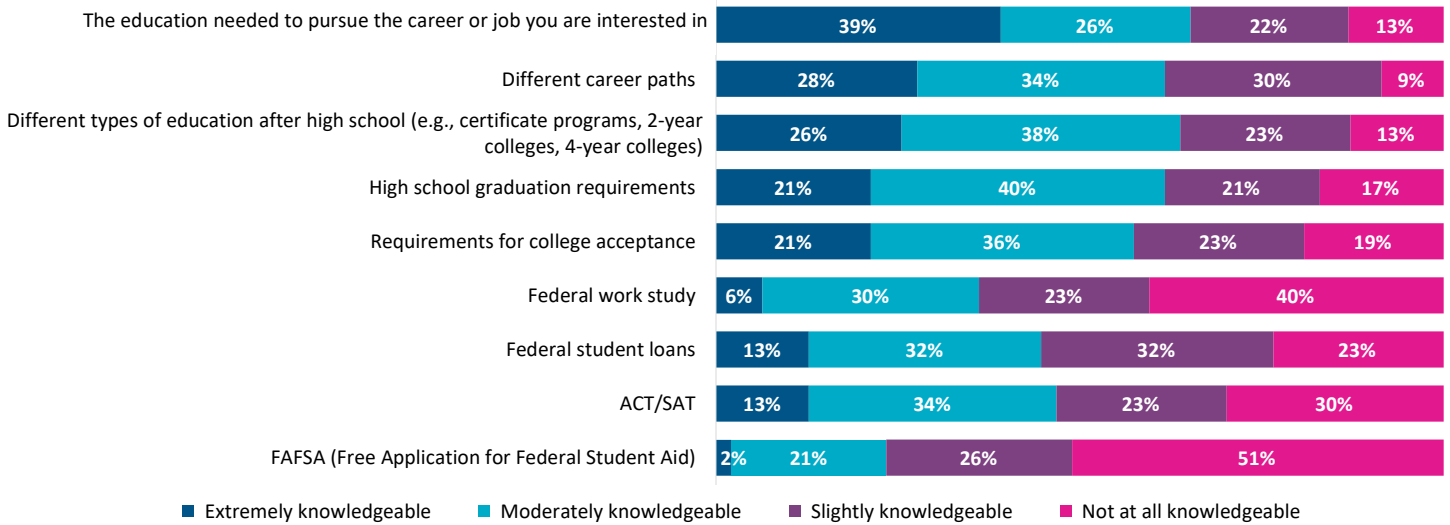


^The correct responses are indicated by filled bar.

Do you think that you could afford to attend one of the following types of colleges using financial aid, scholarships, and your family's resources?



Please rate your level of knowledge about the following topics.



Section 5: College and Career Activities and Services

Have you participated in any of the activities below? If you did attend, how helpful was the activity in preparing you for your future?[^]

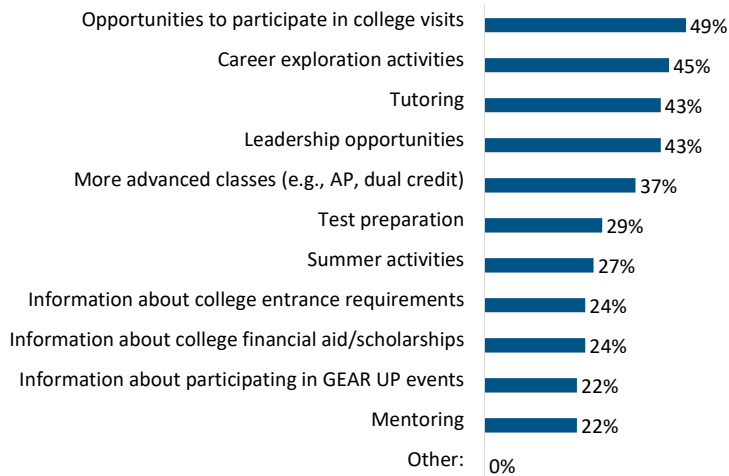
extent participant found each of the following activities helpful

non-participation status

	Extremely helpful	Moderately helpful	Slightly helpful	Not at all helpful	Number of participants	Not offered/does not apply	Offered, but I did not attend	Number of non-participants
College Application and Exploration Week	31%	31%	31%	6%	16	80%	20%	30
Activities related to science, technology, engineering, and mathematics (STEM)	22%	30%	43%	4%	23	91%	9%	23
Help with classes (for example, tutoring or homework help)	23%	36%	36%	5%	22	68%	32%	22
Financial literacy workshops (for example, Get a Life Program)	29%	29%	29%	12%	17	97%	3%	29
CFWV.com Web Portal	24%	18%	29%	29%	17	93%	7%	29
College campus visits (virtual)	33%	33%	17%	17%	24	77%	23%	22

[^]Blue column percentages are based on those respondents who indicated participation in an activity. Pink column percentages are based on those respondents who indicated they did not participate in an activity.

Which of the following do you need from your school or GEAR UP to help you be more successful in school and more prepared for college?*



School-Level Response Rates:

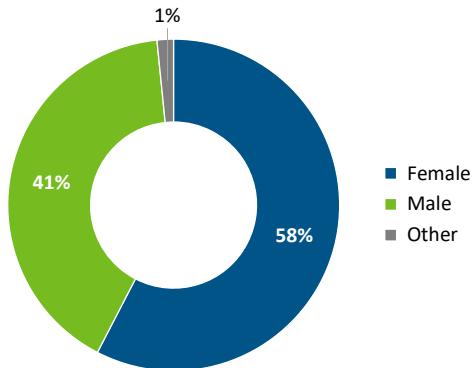
Total Enrollment	149
Surveys Received	127
Response Rate	85%

School Name: **Logan Middle School**
 Survey Type: **Grade 7 Student Survey Report**

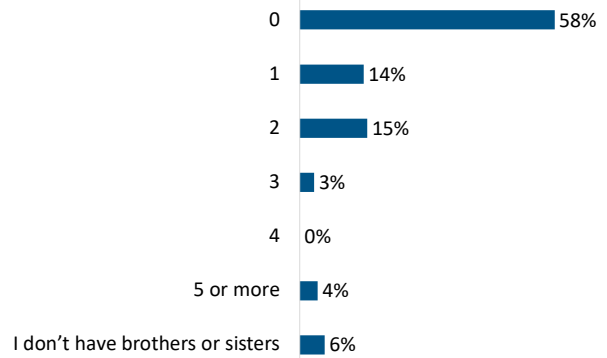
Notes: Throughout this report, all percentages are rounded to the nearest whole number; amounts lower than 0.5% are rounded down to 0%. An asterisk indicates a select all that apply question; amounts may exceed 100%.

Section 1: Background/Demographics


What is your gender?



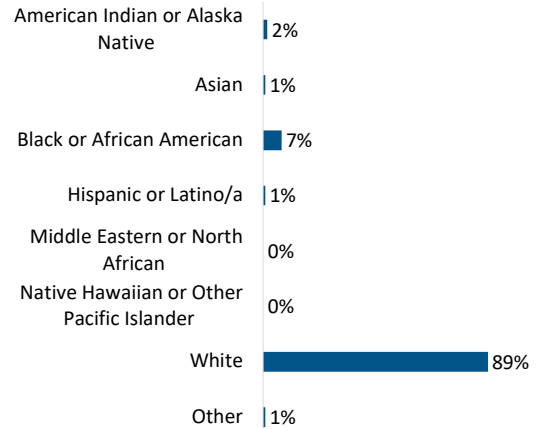
If you have brothers or sisters, how many have attended college in the past or are in college now?



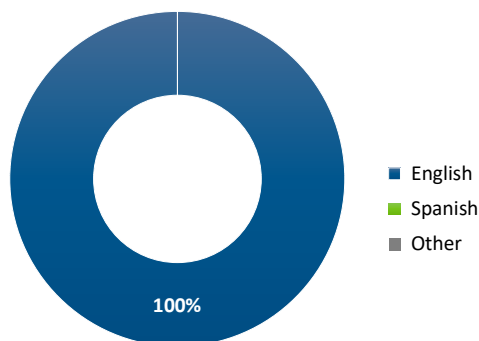
What is the highest level of education achieved by your parent(s)/guardian(s)?



What is your race/ethnicity?

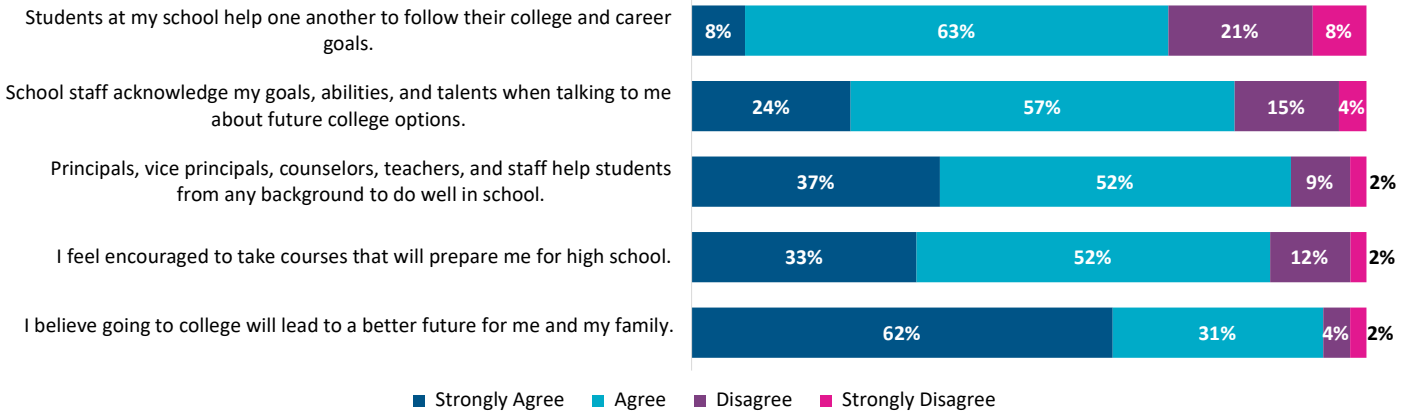


What is the main language you speak at home?



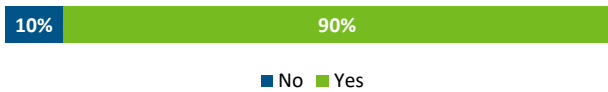
Section 2: About Your School

Please select how much you agree with the following statements about your school.

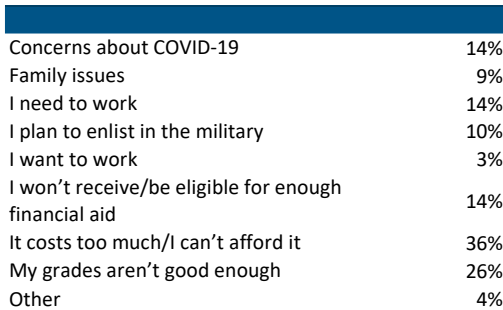


Section 3: Educational Goals and Aspirations

Do you plan to continue your education after high school?

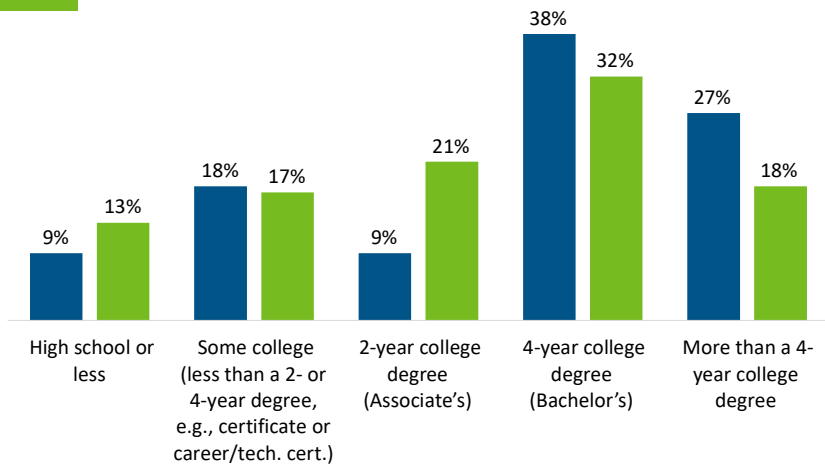


What, if anything, may prevent you from continuing your education after high school?*

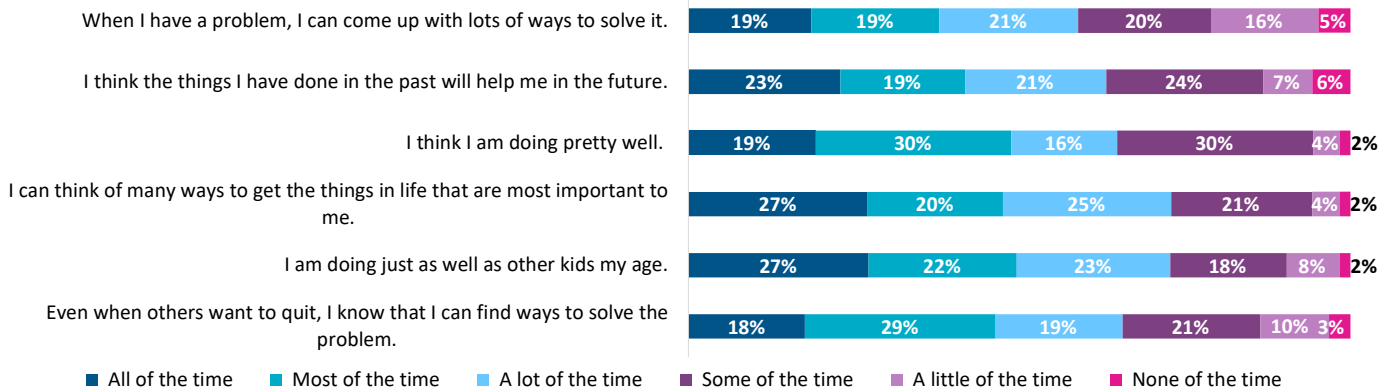


What is the highest level of education that you...

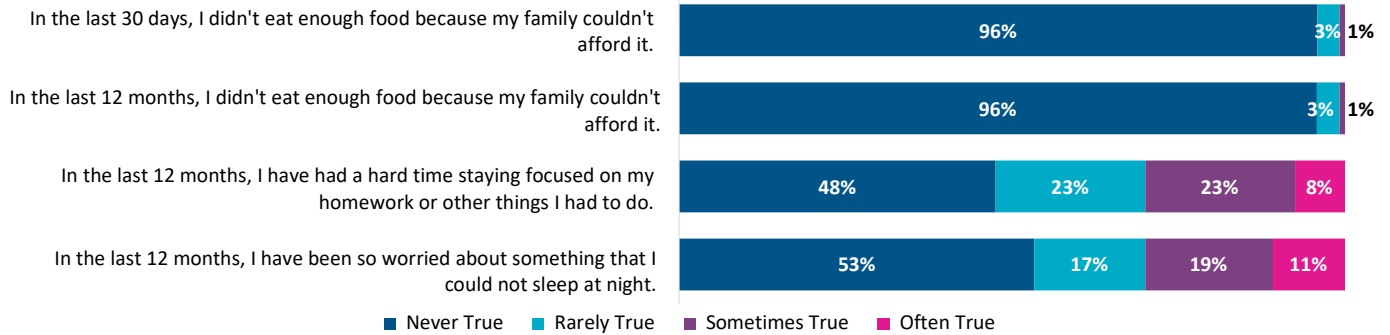
■ would like to get? ■ expect to get?



Please read the following sentences below and think about how you are in most situations.

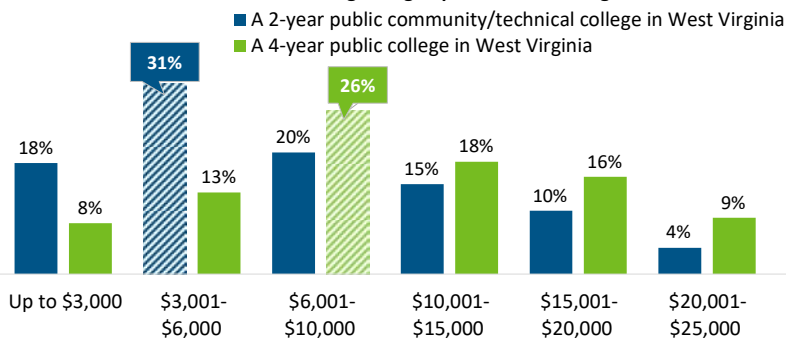


Please rate how much the following statements are true for you.

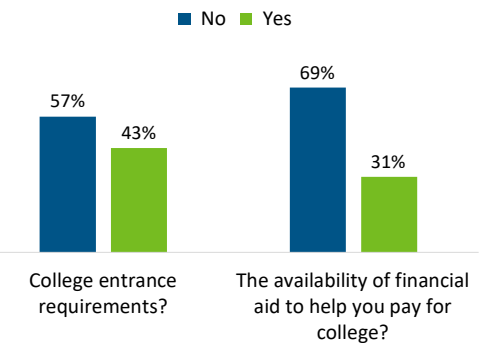


Section 4: College Knowledge and Awareness

On average, how much do you think it costs for one year of in-state tuition to attend the following college options in West Virginia?^

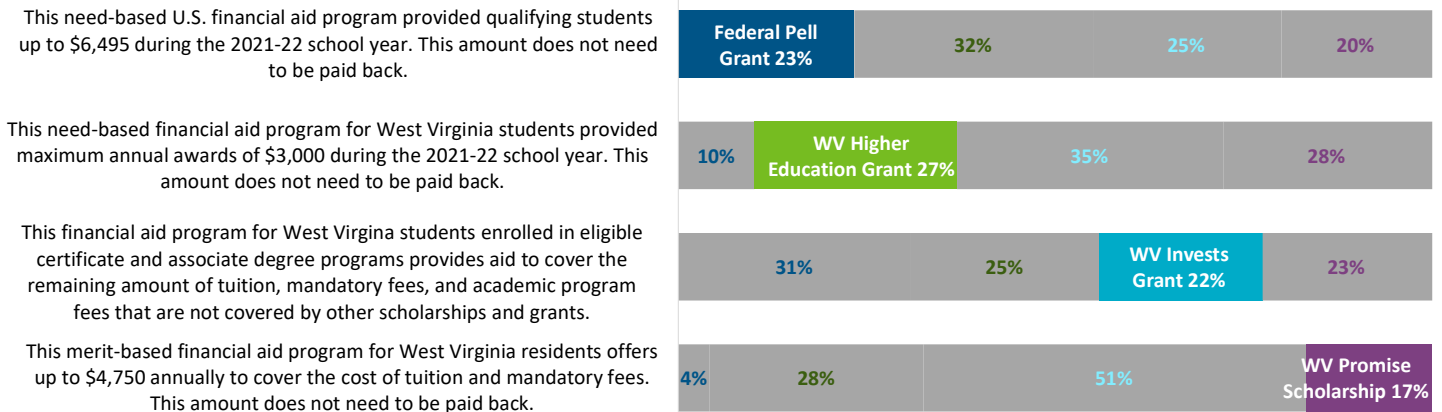


Has anyone from your school or GEAR UP ever spoken with you about...



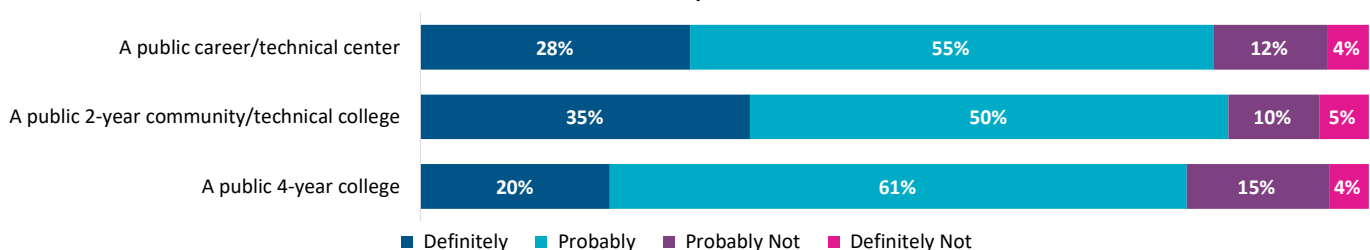
^The correct responses are indicated by pattern filled bar.

Financial aid programs available to West Virginia students^

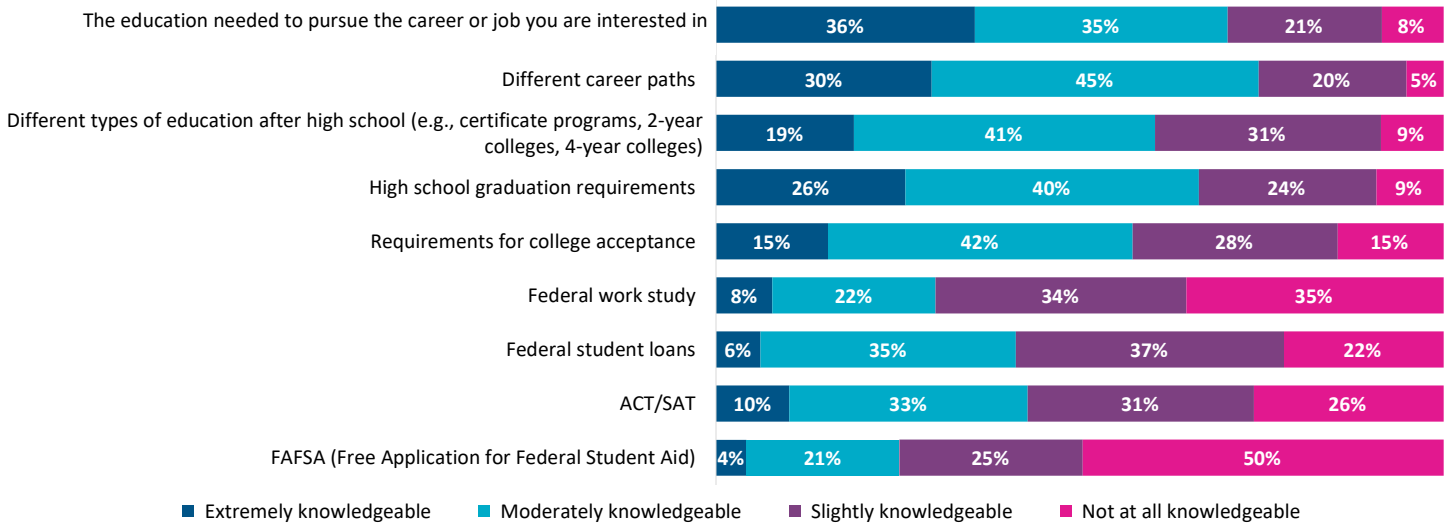


^The correct responses are indicated by filled bar.

Do you think that you could afford to attend one of the following types of colleges using financial aid, scholarships, and your family's resources?



Please rate your level of knowledge about the following topics.



Section 5: College and Career Activities and Services

Have you participated in any of the activities below? If you did attend, how helpful was the activity in preparing you for your future?[^]

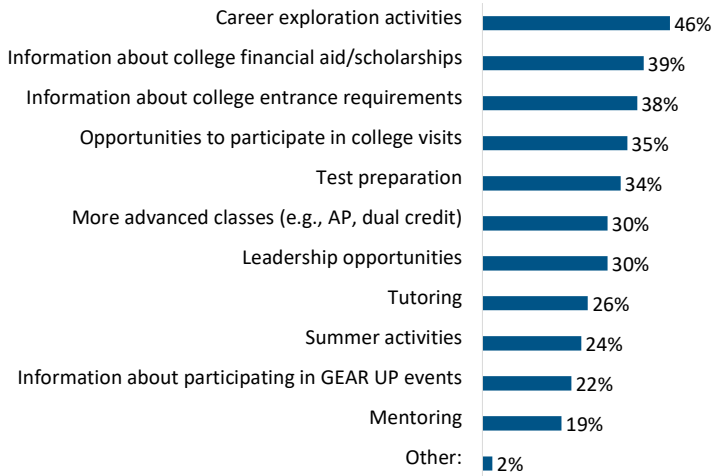
extent participant found each of the following activities helpful

non-participation status

	Extremely helpful	Moderately helpful	Slightly helpful	Not at all helpful	Number of participants	Not offered/does not apply	Offered, but I did not attend	Number of non-participants
College Application and Exploration Week	13%	22%	57%	9%	23	91%	9%	97
Activities related to science, technology, engineering, and mathematics (STEM)	12%	47%	31%	10%	51	84%	16%	67
Help with classes (for example, tutoring or homework help)	26%	35%	28%	11%	57	80%	20%	61
Financial literacy workshops (for example, Get a Life Program)	15%	32%	37%	17%	41	93%	7%	76
CFWV.com Web Portal	11%	31%	50%	8%	36	88%	12%	84
College campus visits (virtual)	34%	34%	26%	6%	35	84%	16%	83

[^]Blue column percentages are based on those respondents who indicated participation in an activity. Pink column percentages are based on those respondents who indicated they did not participate in an activity.

Which of the following do you need from your school or GEAR UP to help you be more successful in school and more prepared for college?*

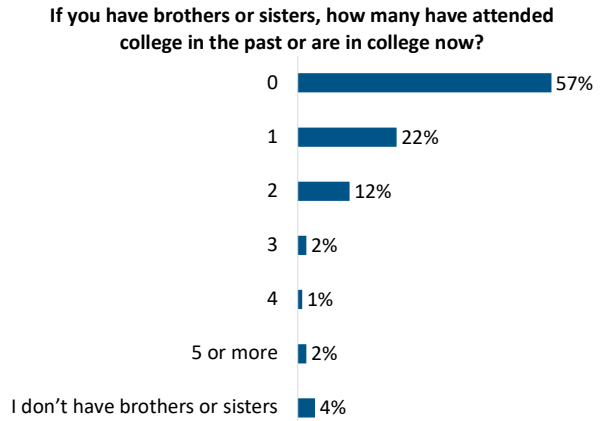
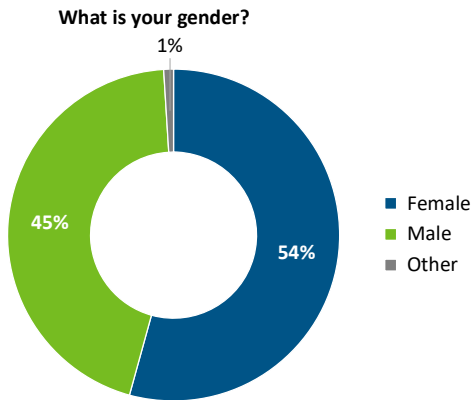


School-Level Response Rates:	
Total Enrollment	139
Surveys Received	115
Response Rate	83%

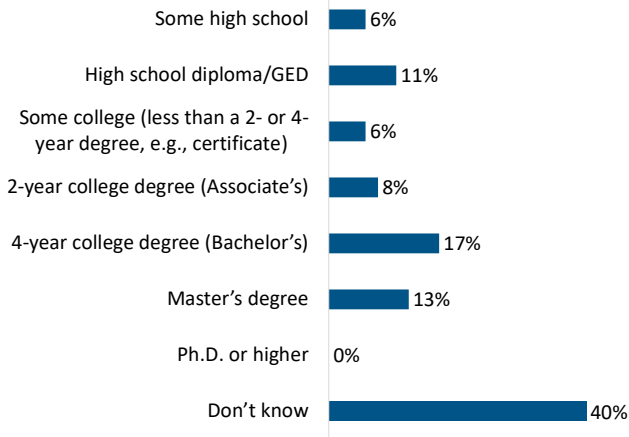
School Name: **Madison Middle School**
 Survey Type: **Grade 7 Student Survey Report**

Notes: Throughout this report, all percentages are rounded to the nearest whole number; amounts lower than 0.5% are rounded down to 0%. An asterisk indicates a select all that apply question; amounts may exceed 100%.

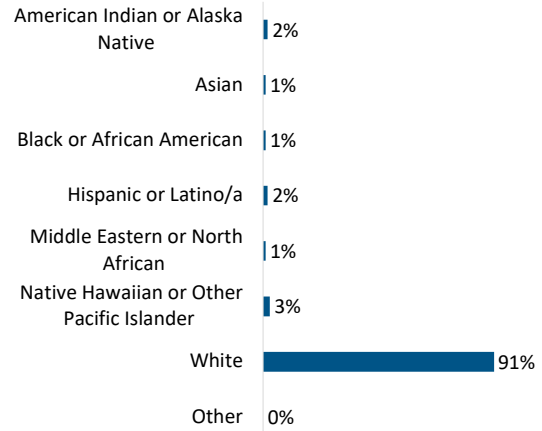
Section 1: Background/Demographics



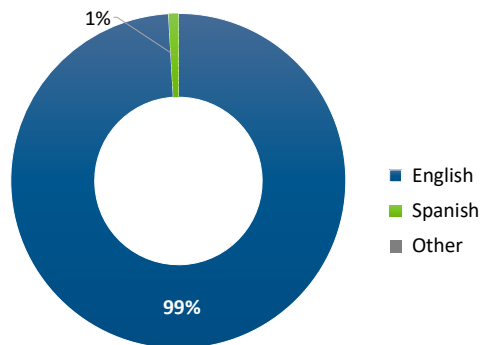
What is the highest level of education achieved by your parent(s)/guardian(s)?



What is your race/ethnicity?

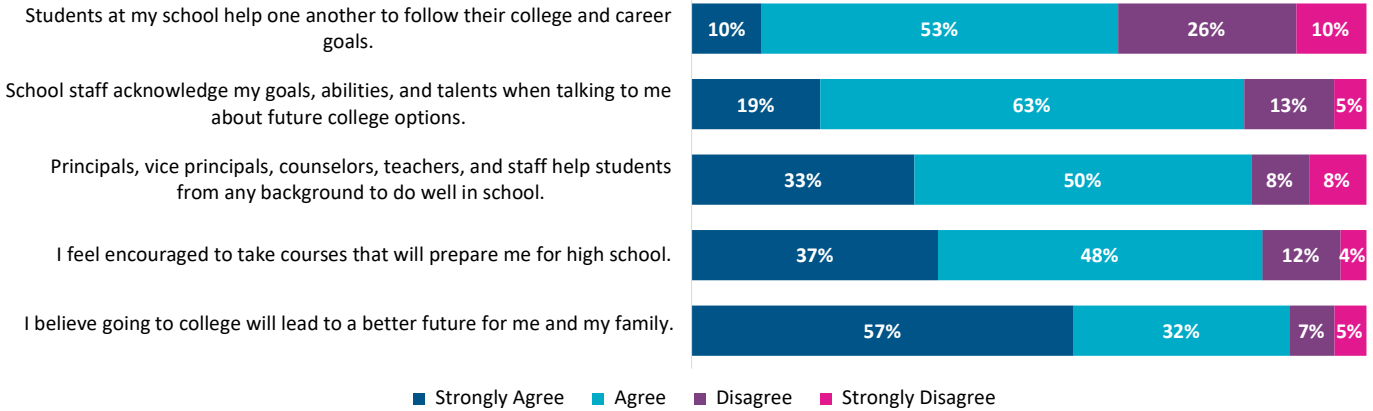


What is the main language you speak at home?



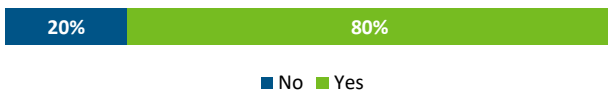
Section 2: About Your School

Please select how much you agree with the following statements about your school.



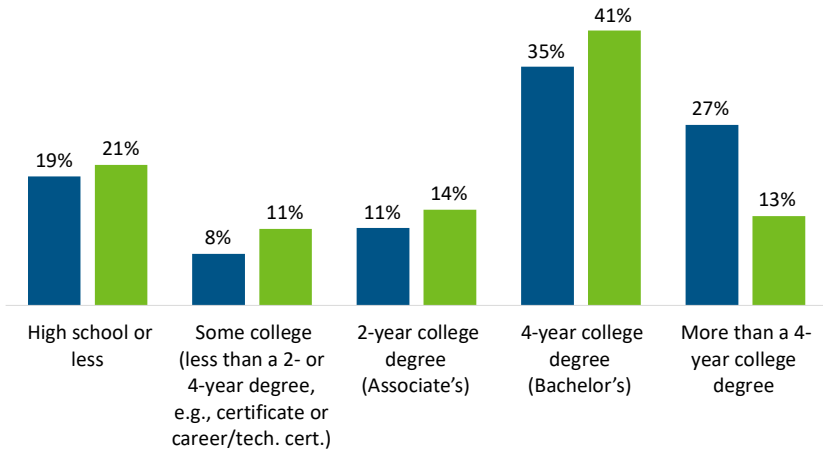
Section 3: Educational Goals and Aspirations

Do you plan to continue your education after high school?

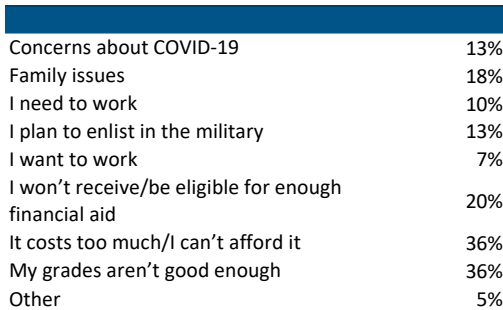


What is the highest level of education that you...

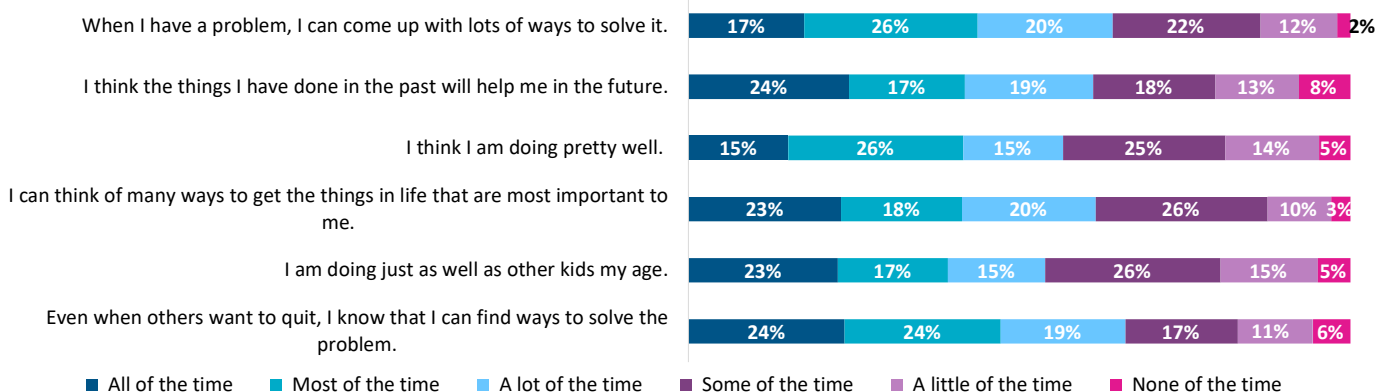
■ would like to get? ■ expect to get?



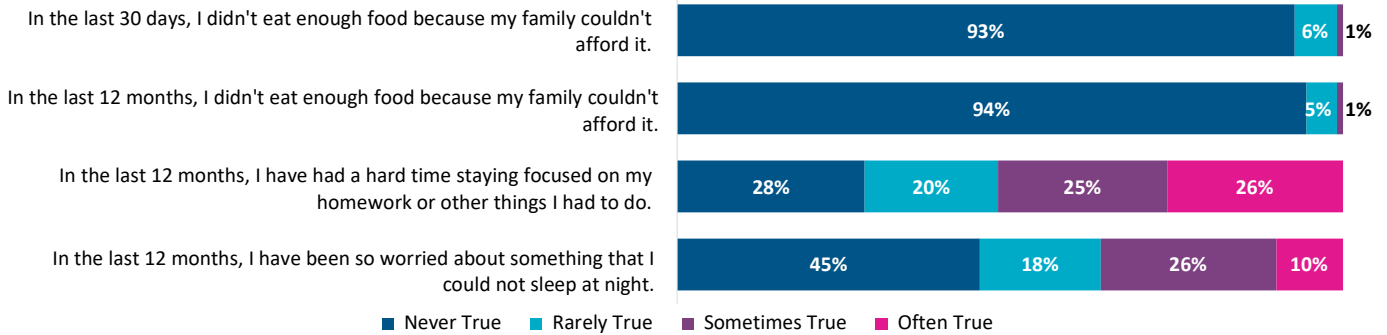
What, if anything, may prevent you from continuing your education after high school?*



Please read the following sentences below and think about how you are in most situations.

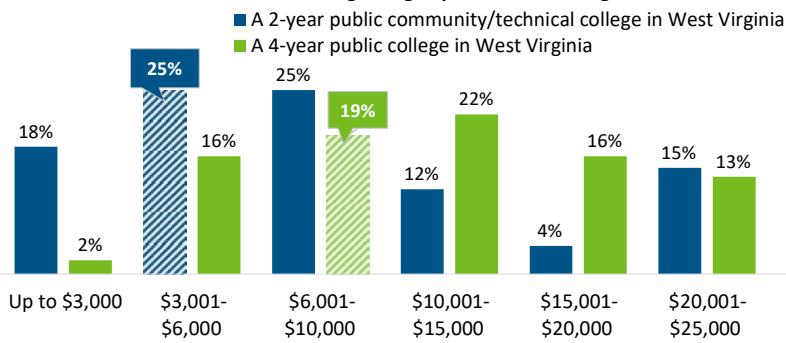


Please rate how much the following statements are true for you.

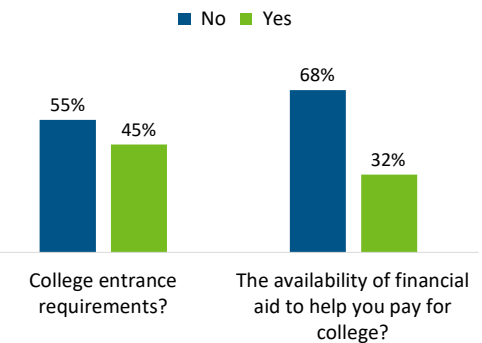


Section 4: College Knowledge and Awareness

On average, how much do you think it costs for one year of in-state tuition to attend the following college options in West Virginia?^

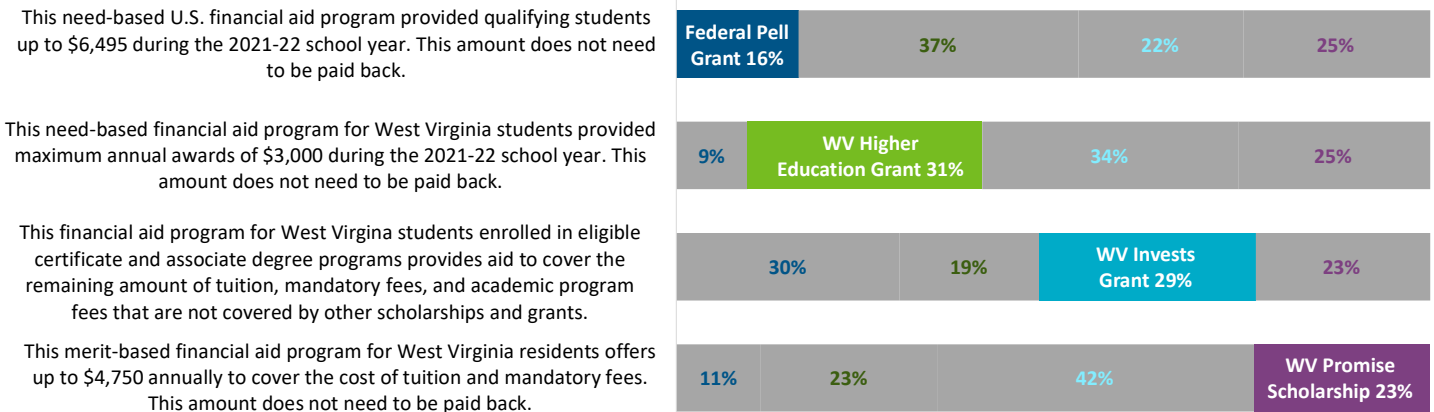


Has anyone from your school or GEAR UP ever spoken with you about...



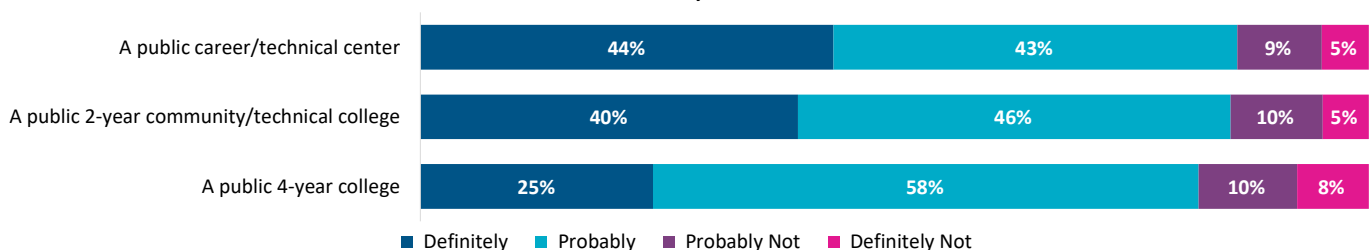
^The correct responses are indicated by pattern filled bar.

Financial aid programs available to West Virginia students^

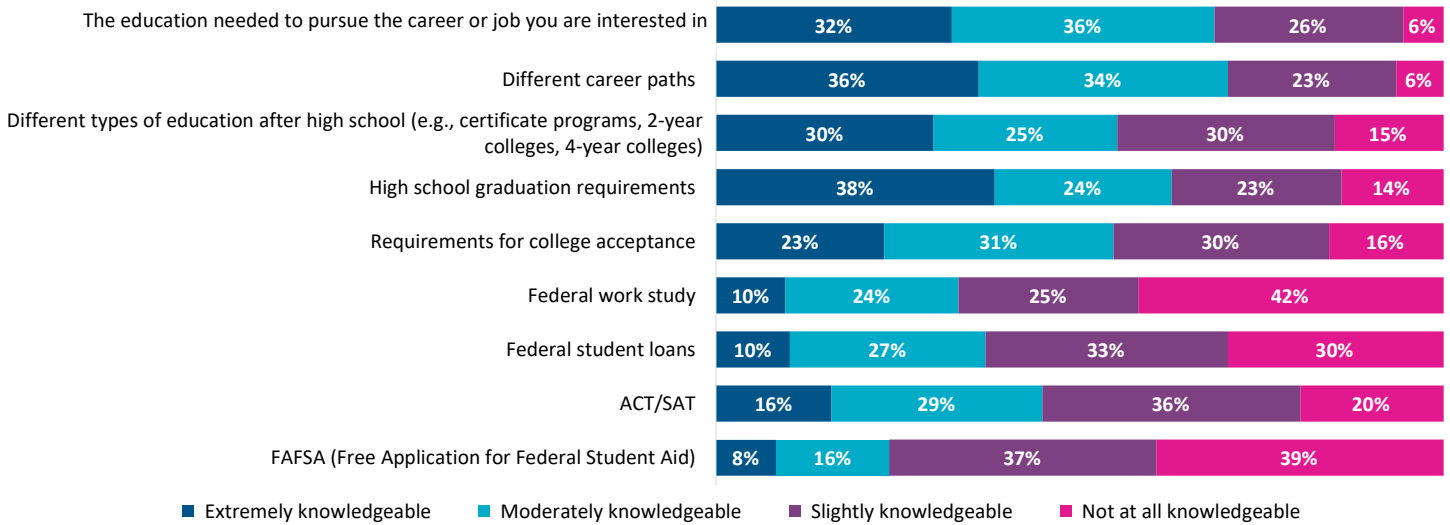


^The correct responses are indicated by filled bar.

Do you think that you could afford to attend one of the following types of colleges using financial aid, scholarships, and your family's resources?



Please rate your level of knowledge about the following topics.



Section 5: College and Career Activities and Services

Have you participated in any of the activities below? If you did attend, how helpful was the activity in preparing you for your future?[^]

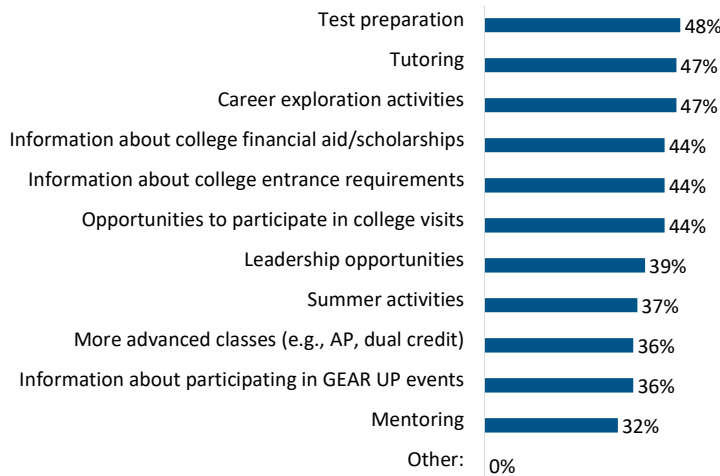
extent participant found each of the following activities helpful

non-participation status

	Extremely helpful	Moderately helpful	Slightly helpful	Not at all helpful	Number of participants	Not offered/does not apply	Offered, but I did not attend	Number of non-participants
College Application and Exploration Week	18%	26%	50%	6%	34	90%	10%	73
Activities related to science, technology, engineering, and mathematics (STEM)	15%	31%	41%	13%	61	55%	45%	47
Help with classes (for example, tutoring or homework help)	15%	25%	45%	15%	53	56%	44%	55
Financial literacy workshops (for example, Get a Life Program)	13%	18%	56%	13%	39	88%	12%	68
CFWV.com Web Portal	14%	16%	43%	27%	37	90%	10%	70
College campus visits (virtual)	19%	28%	40%	12%	57	78%	22%	50

[^]Blue column percentages are based on those respondents who indicated participation in an activity. Pink column percentages are based on those respondents who indicated they did not participate in an activity.

Which of the following do you need from your school or GEAR UP to help you be more successful in school and more prepared for college?*



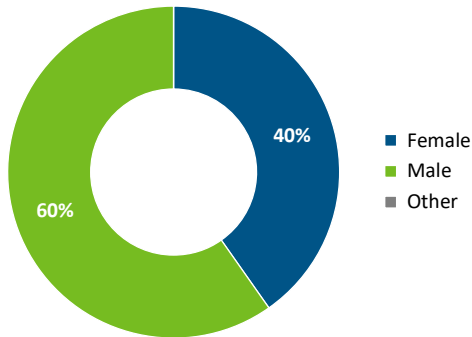
School-Level Response Rates:	
Total Enrollment	92
Surveys Received	78
Response Rate	85%

School Name: **Man Middle School**
 Survey Type: **Grade 7 Student Survey Report**

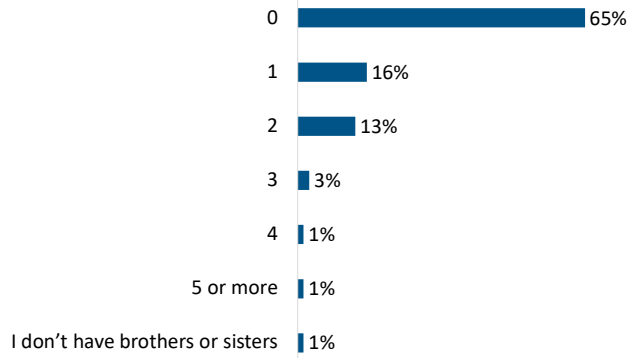
Notes: Throughout this report, all percentages are rounded to the nearest whole number; amounts lower than 0.5% are rounded down to 0%. An asterisk indicates a select all that apply question; amounts may exceed 100%.

Section 1: Background/Demographics

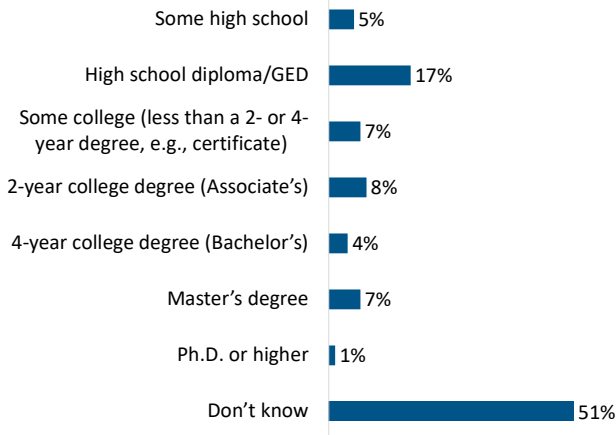
What is your gender?



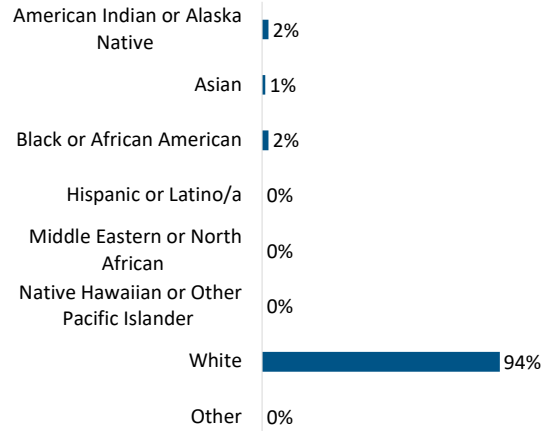
If you have brothers or sisters, how many have attended college in the past or are in college now?



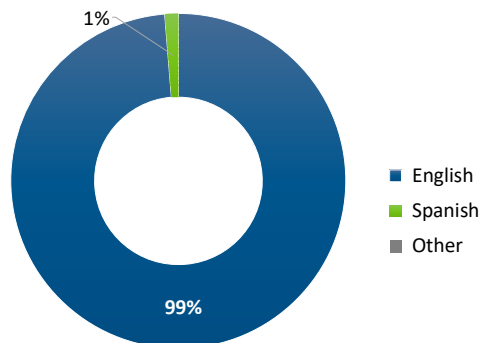
What is the highest level of education achieved by your parent(s)/guardian(s)?



What is your race/ethnicity?

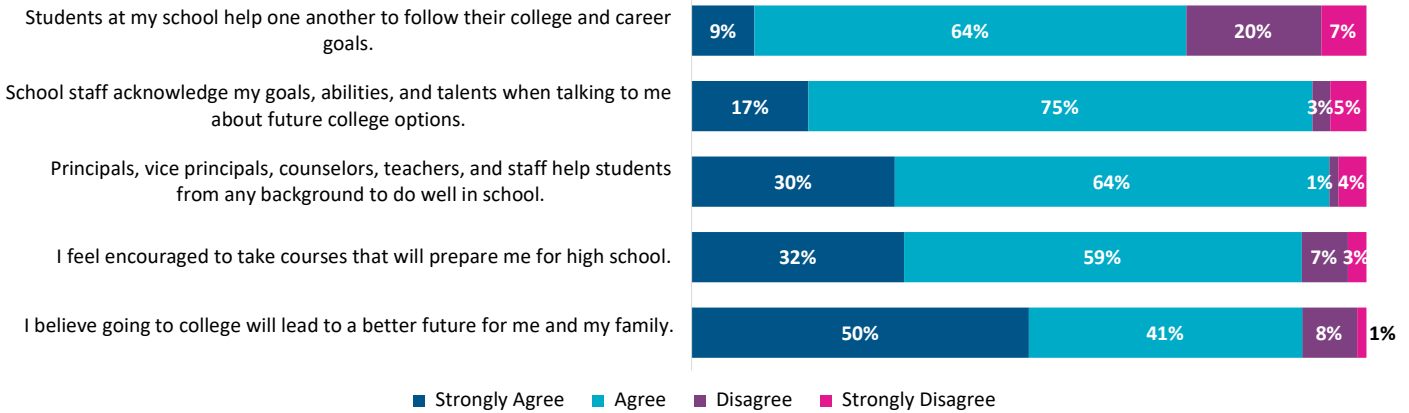


What is the main language you speak at home?



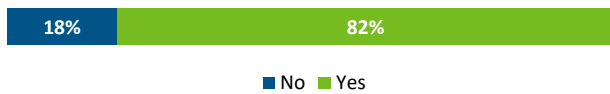
Section 2: About Your School

Please select how much you agree with the following statements about your school.



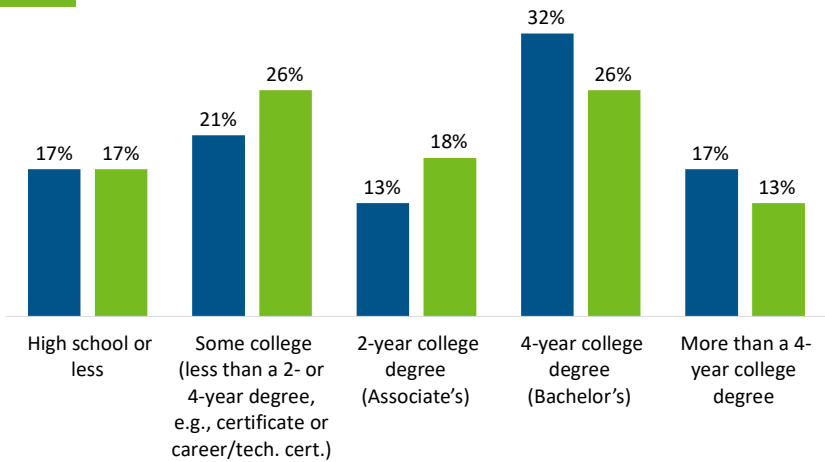
Section 3: Educational Goals and Aspirations

Do you plan to continue your education after high school?

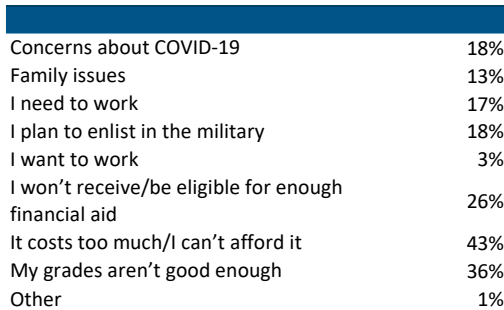


What is the highest level of education that you...

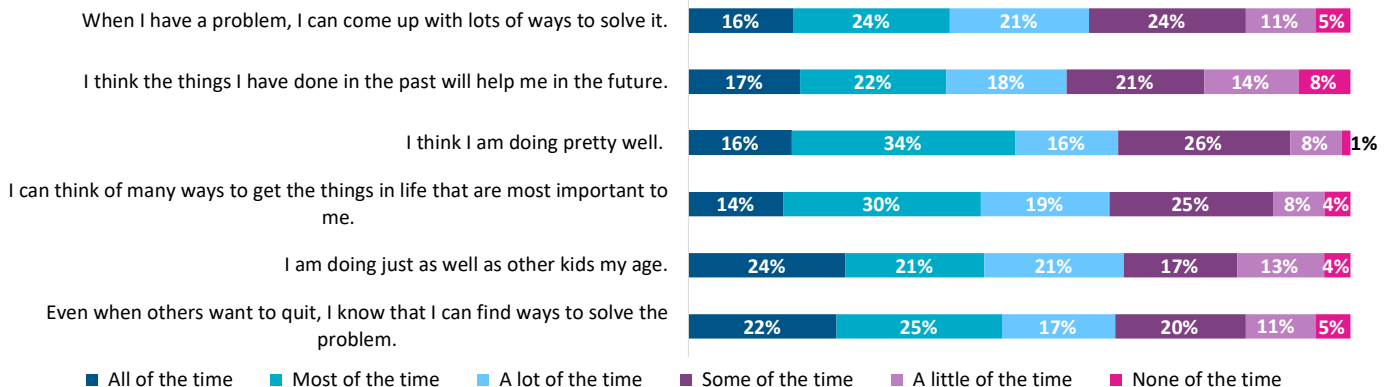
■ would like to get? ■ expect to get?



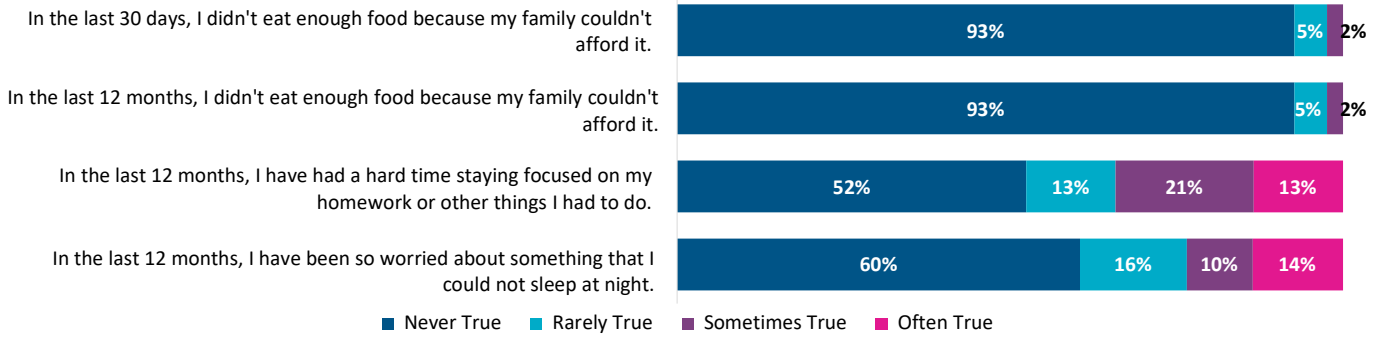
What, if anything, may prevent you from continuing your education after high school?*



Please read the following sentences below and think about how you are in most situations.

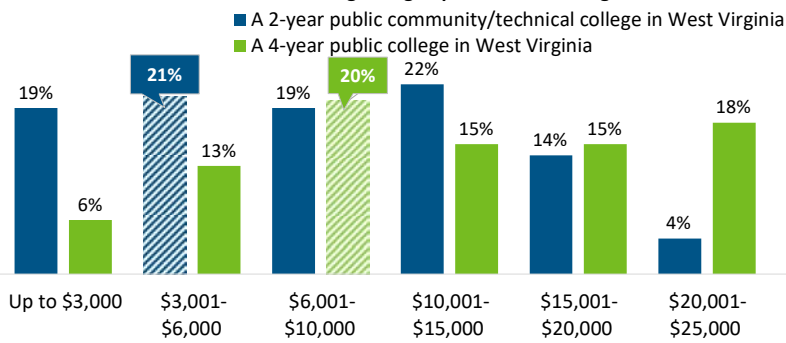


Please rate how much the following statements are true for you.

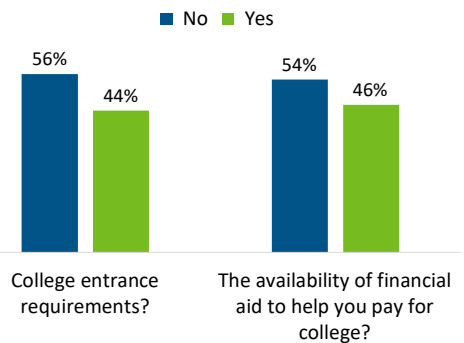


Section 4: College Knowledge and Awareness

On average, how much do you think it costs for one year of in-state tuition to attend the following college options in West Virginia?^

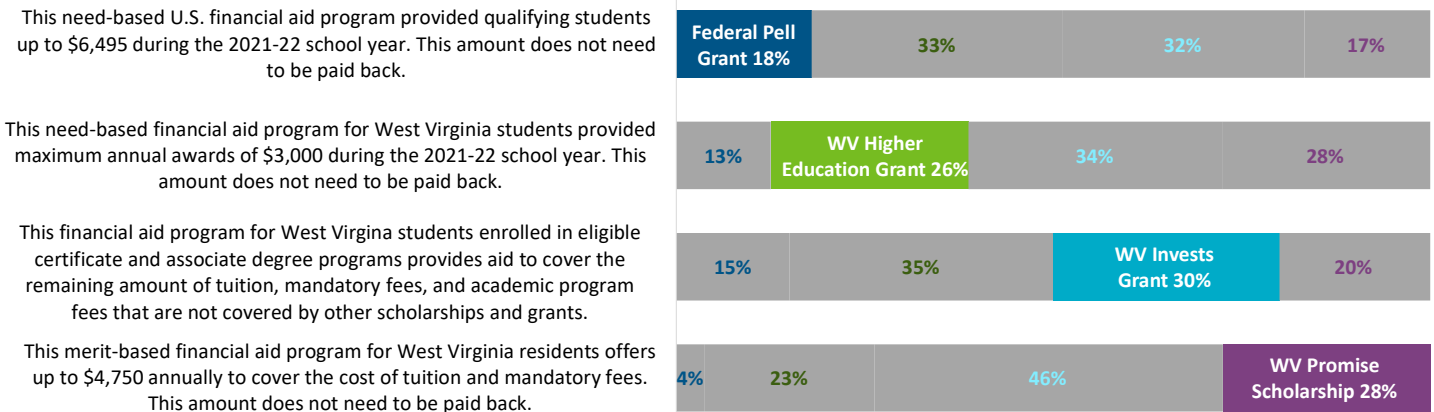


Has anyone from your school or GEAR UP ever spoken with you about...



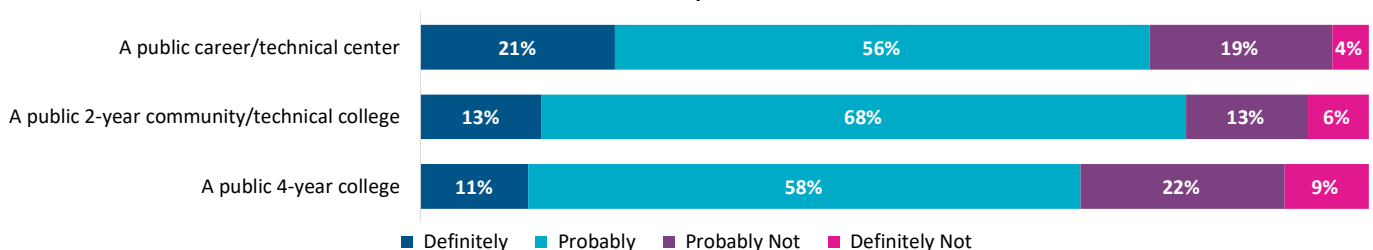
^The correct responses are indicated by pattern filled bar.

Financial aid programs available to West Virginia students^

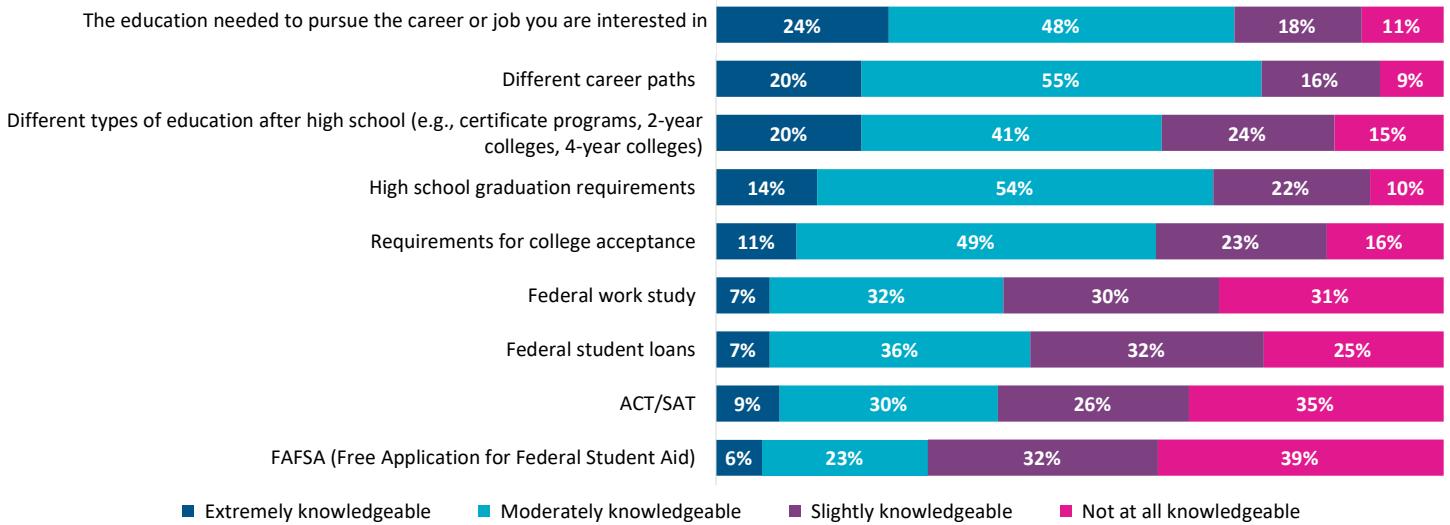


^The correct responses are indicated by filled bar.

Do you think that you could afford to attend one of the following types of colleges using financial aid, scholarships, and your family's resources?



Please rate your level of knowledge about the following topics.



Section 5: College and Career Activities and Services

Have you participated in any of the activities below? If you did attend, how helpful was the activity in preparing you for your future?[^]

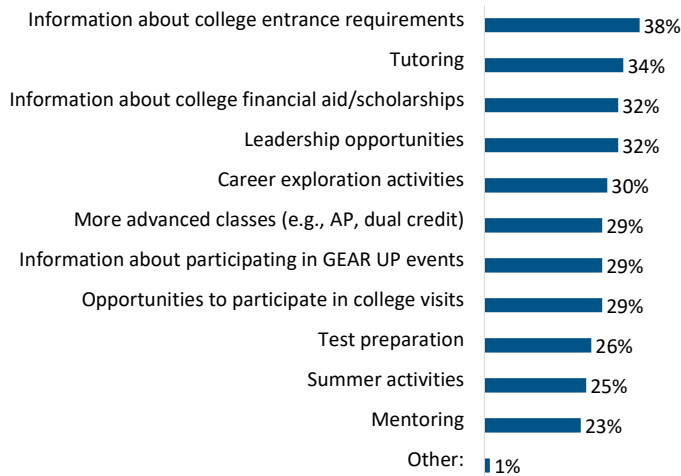
extent participant found each of the following activities helpful

non-participation status

	Extremely helpful	Moderately helpful	Slightly helpful	Not at all helpful	Number of participants	Not offered/does not apply	Offered, but I did not attend	Number of non-participants
College Application and Exploration Week	12%	27%	38%	23%	26	83%	17%	52
Activities related to science, technology, engineering, and mathematics (STEM)	11%	31%	51%	6%	35	84%	16%	45
Help with classes (for example, tutoring or homework help)	15%	39%	37%	9%	46	75%	25%	32
Financial literacy workshops (for example, Get a Life Program)	6%	28%	44%	22%	32	81%	19%	47
CFWV.com Web Portal	15%	38%	38%	9%	34	88%	12%	43
College campus visits (virtual)	22%	27%	38%	14%	37	90%	10%	41

[^]Blue column percentages are based on those respondents who indicated participation in an activity. Pink column percentages are based on those respondents who indicated they did not participate in an activity.

Which of the following do you need from your school or GEAR UP to help you be more successful in school and more prepared for college?*



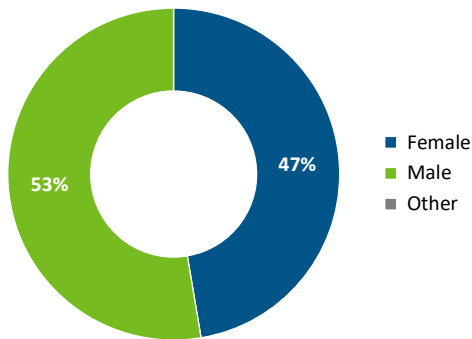
School-Level Response Rates:	
Total Enrollment	42
Surveys Received	38
Response Rate	90%

School Name: **Matewan PK8**
 Survey Type: **Grade 7 Student Survey Report**

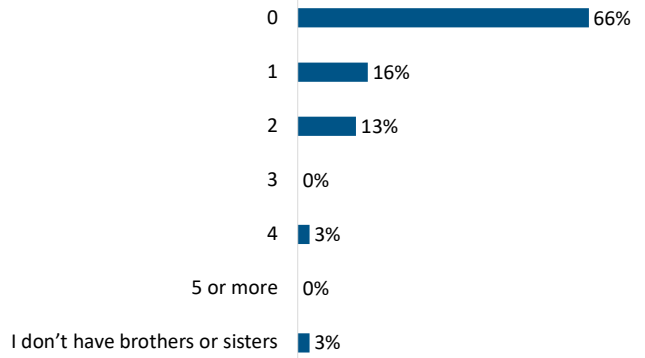
Notes: Throughout this report, all percentages are rounded to the nearest whole number; amounts lower than 0.5% are rounded down to 0%. An asterisk indicates a select all that apply question; amounts may exceed 100%.

Section 1: Background/Demographics


What is your gender?



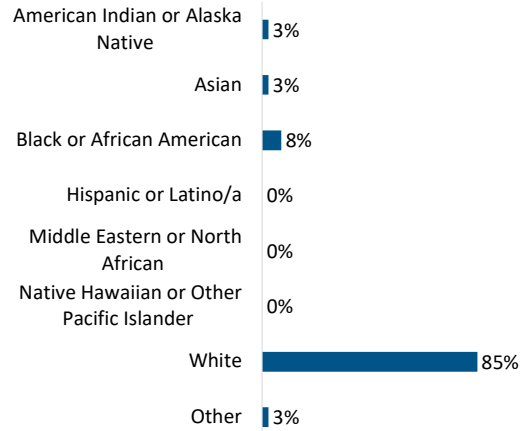
If you have brothers or sisters, how many have attended college in the past or are in college now?



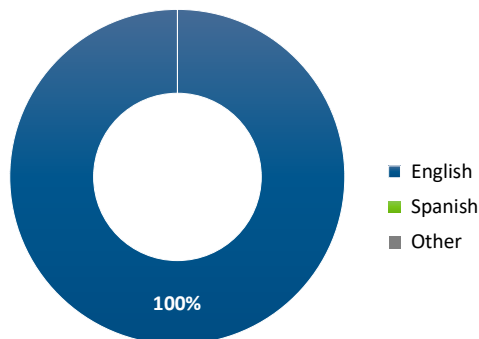
What is the highest level of education achieved by your parent(s)/guardian(s)?



What is your race/ethnicity?

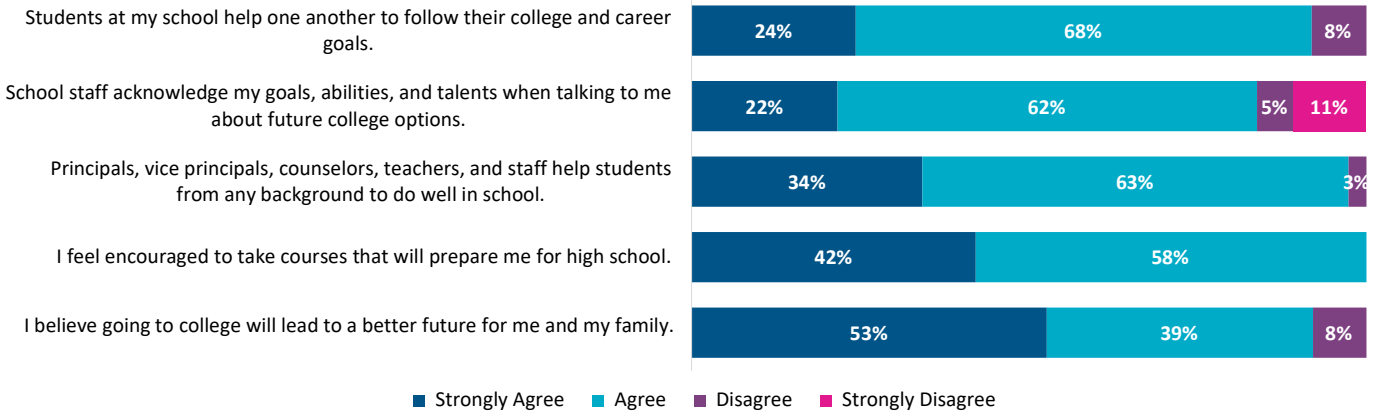


What is the main language you speak at home?



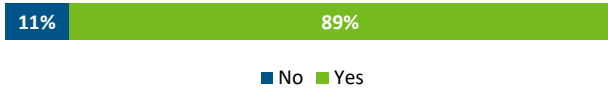
Section 2: About Your School

Please select how much you agree with the following statements about your school.

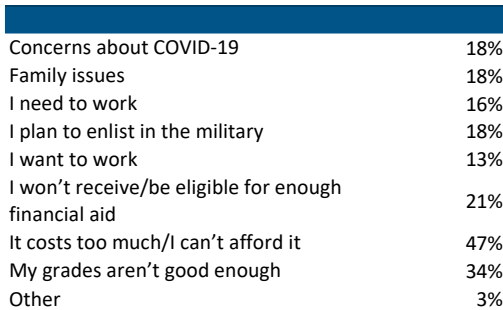


Section 3: Educational Goals and Aspirations

Do you plan to continue your education after high school?

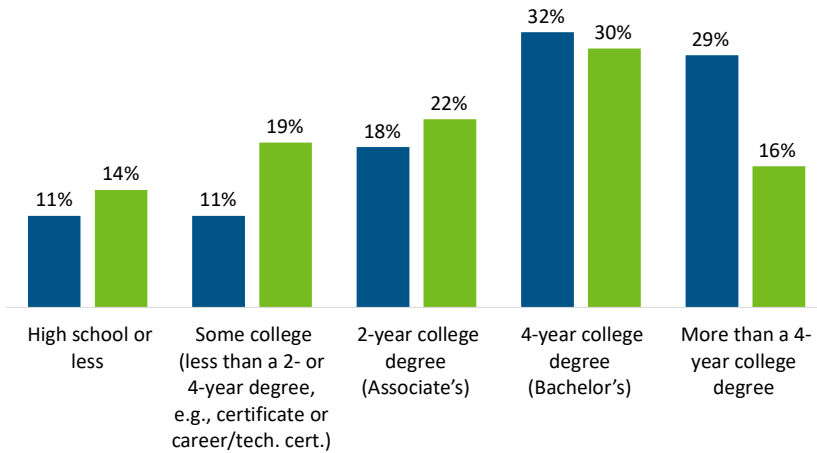


What, if anything, may prevent you from continuing your education after high school?*

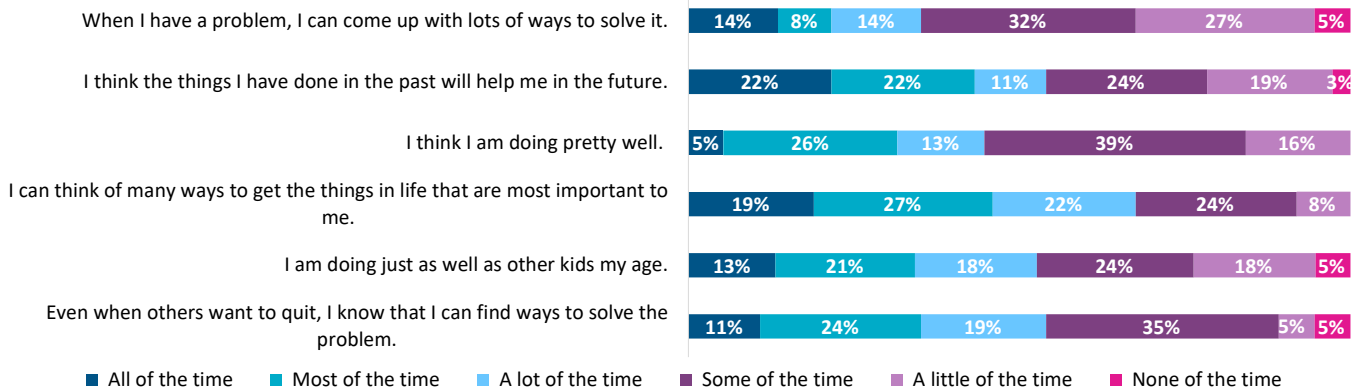


What is the highest level of education that you...

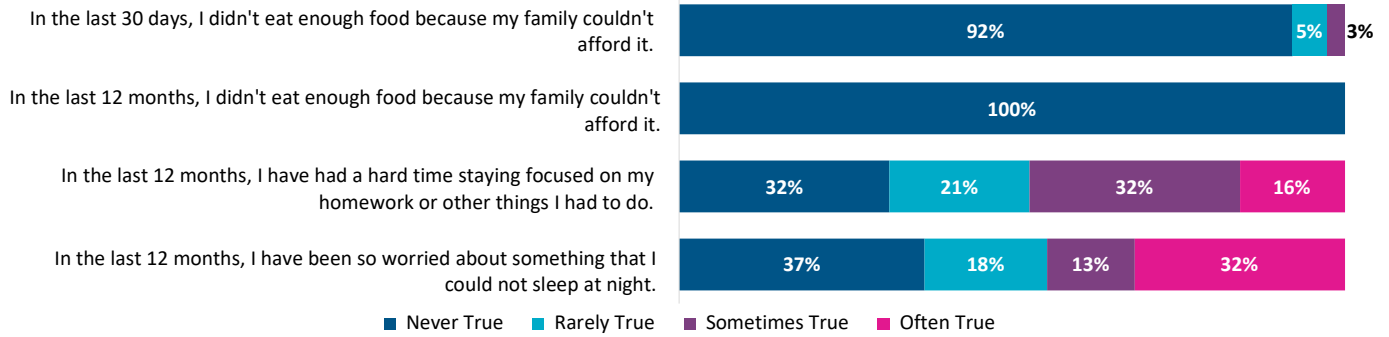
■ would like to get? ■ expect to get?



Please read the following sentences below and think about how you are in most situations.

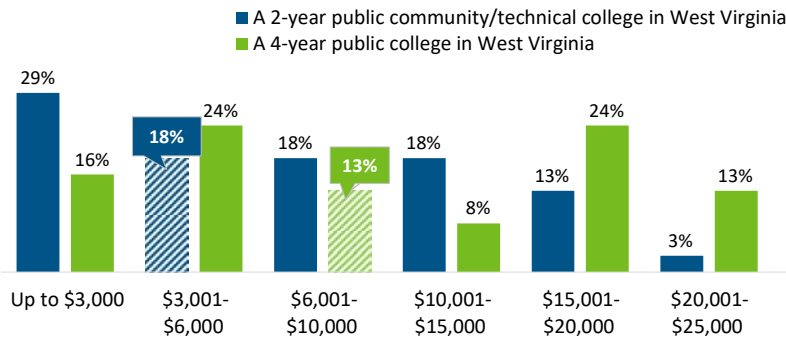


Please rate how much the following statements are true for you.

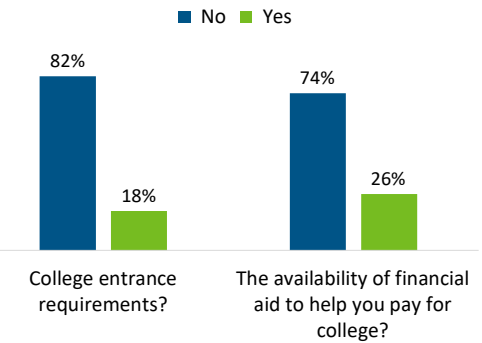


Section 4: College Knowledge and Awareness

On average, how much do you think it costs for one year of in-state tuition to attend the following college options in West Virginia?^

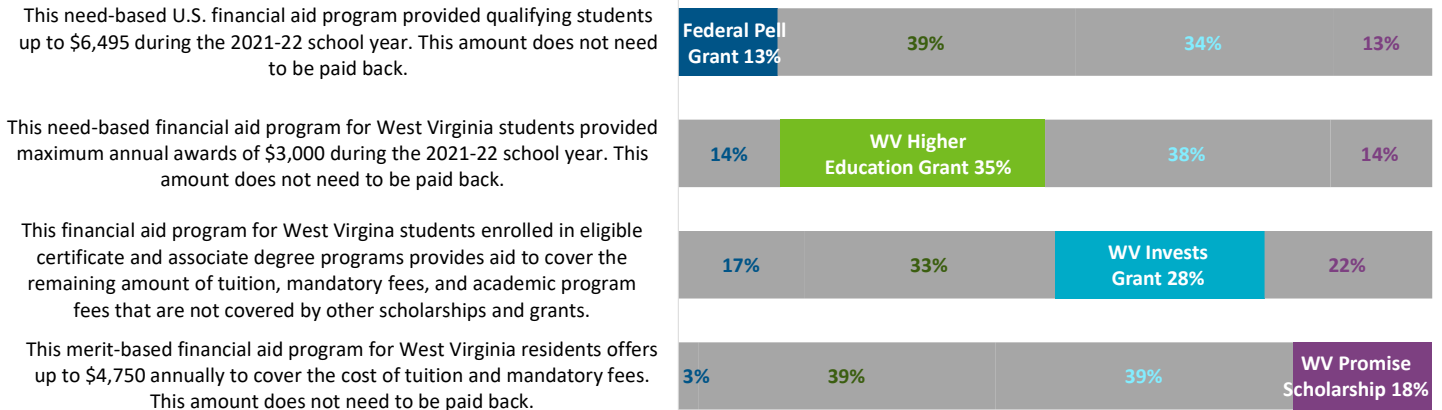


Has anyone from your school or GEAR UP ever spoken with you about...



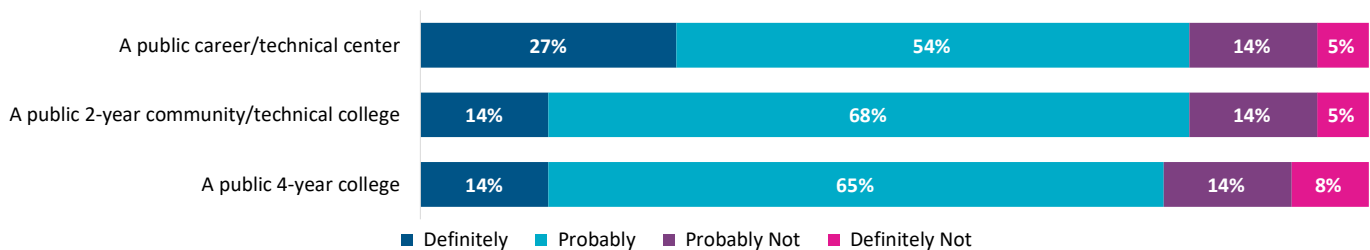
^The correct responses are indicated by pattern filled bar.

Financial aid programs available to West Virginia students^

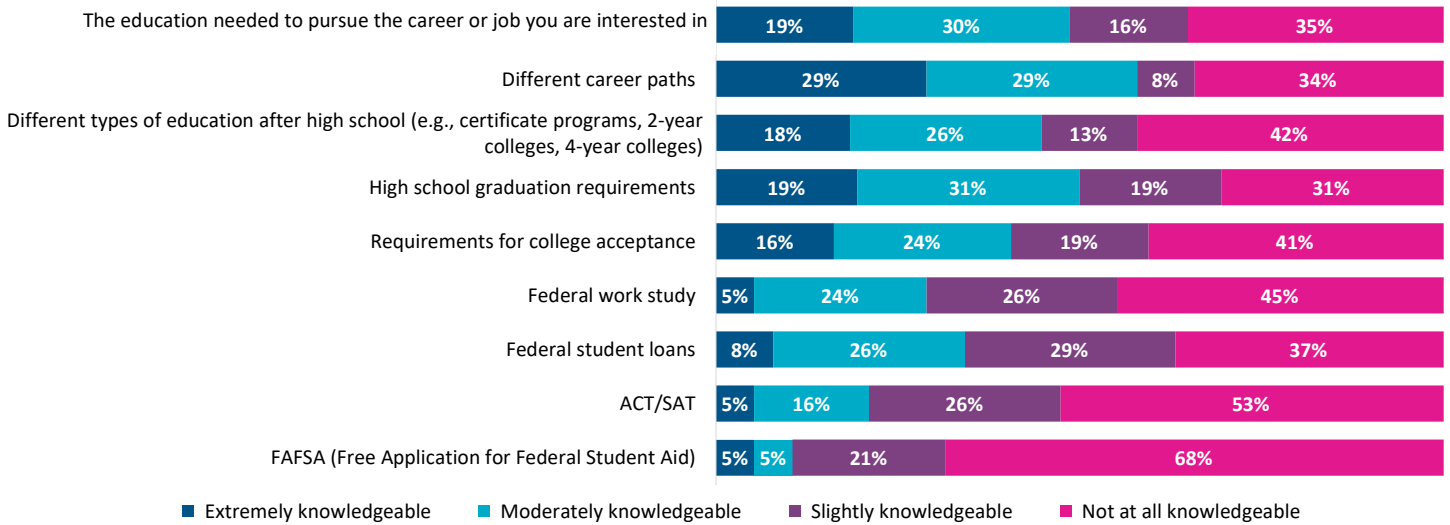


^The correct responses are indicated by filled bar.

Do you think that you could afford to attend one of the following types of colleges using financial aid, scholarships, and your family's resources?



Please rate your level of knowledge about the following topics.



Section 5: College and Career Activities and Services

Have you participated in any of the activities below? If you did attend, how helpful was the activity in preparing you for your future?[^]

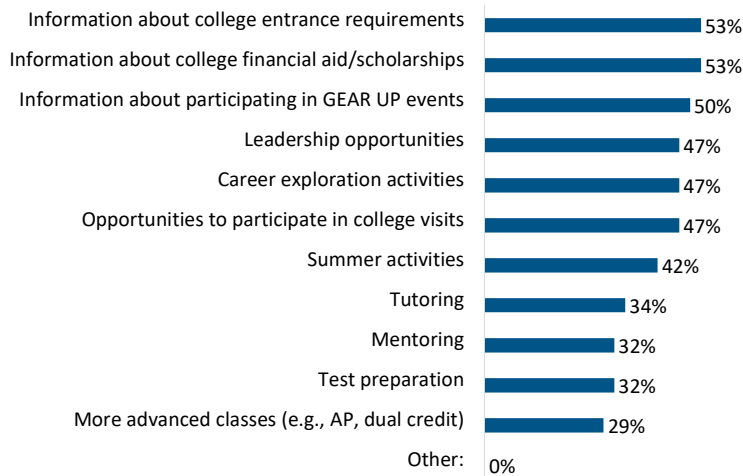
extent participant found each of the following activities helpful

non-participation status

	Extremely helpful	Moderately helpful	Slightly helpful	Not at all helpful	Number of participants	Not offered/does not apply	Offered, but I did not attend	Number of non-participants
College Application and Exploration Week	17%	0%	67%	17%	6	97%	3%	32
Activities related to science, technology, engineering, and mathematics (STEM)	22%	22%	33%	22%	9	97%	3%	29
Help with classes (for example, tutoring or homework help)	10%	60%	20%	10%	10	86%	14%	28
Financial literacy workshops (for example, Get a Life Program)	17%	0%	50%	33%	6	97%	3%	32
CFWV.com Web Portal	11%	0%	56%	33%	9	100%	0%	29
College campus visits (virtual)	25%	25%	25%	25%	4	100%	0%	34

[^]Blue column percentages are based on those respondents who indicated participation in an activity. Pink column percentages are based on those respondents who indicated they did not participate in an activity.

Which of the following do you need from your school or GEAR UP to help you be more successful in school and more prepared for college?*



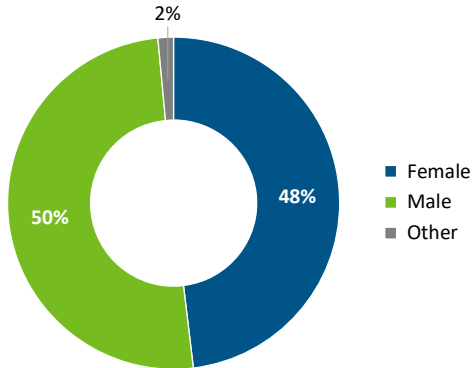
School-Level Response Rates:	
Total Enrollment	166
Surveys Received	132
Response Rate	80%

School Name: **Point Pleasant Jr/Sr High School**
 Survey Type: **Grade 7 Student Survey Report**

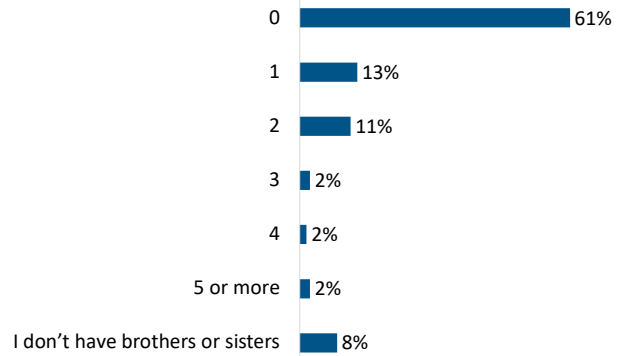
Notes: Throughout this report, all percentages are rounded to the nearest whole number; amounts lower than 0.5% are rounded down to 0%. An asterisk indicates a select all that apply question; amounts may exceed 100%.

Section 1: Background/Demographics


What is your gender?



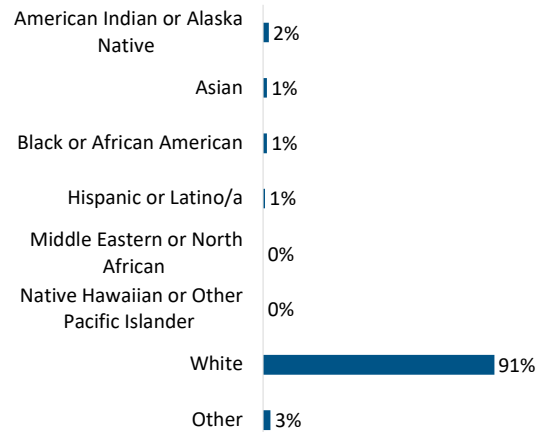
If you have brothers or sisters, how many have attended college in the past or are in college now?



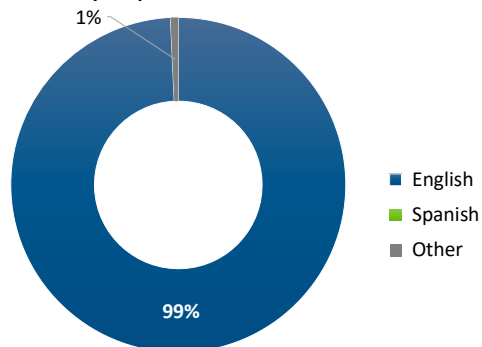
What is the highest level of education achieved by your parent(s)/guardian(s)?



What is your race/ethnicity?

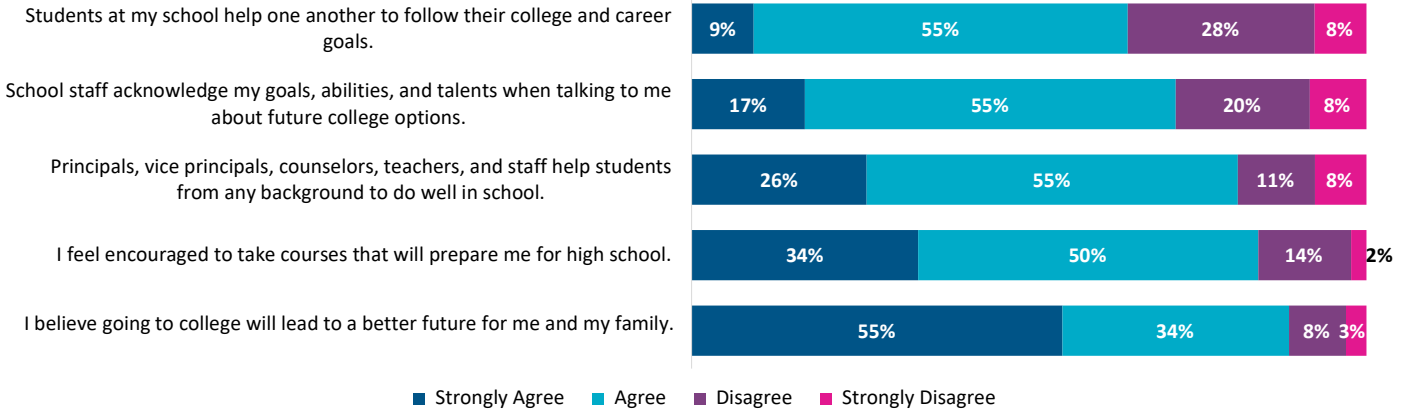


What is the main language you speak at home?



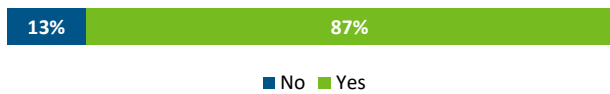
Section 2: About Your School

Please select how much you agree with the following statements about your school.

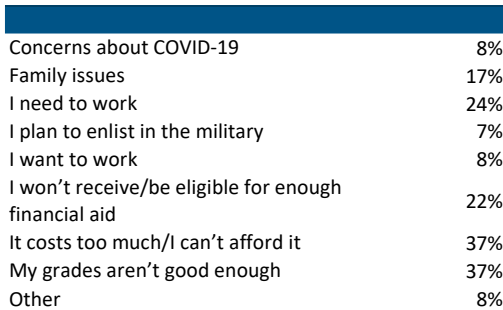


Section 3: Educational Goals and Aspirations

Do you plan to continue your education after high school?

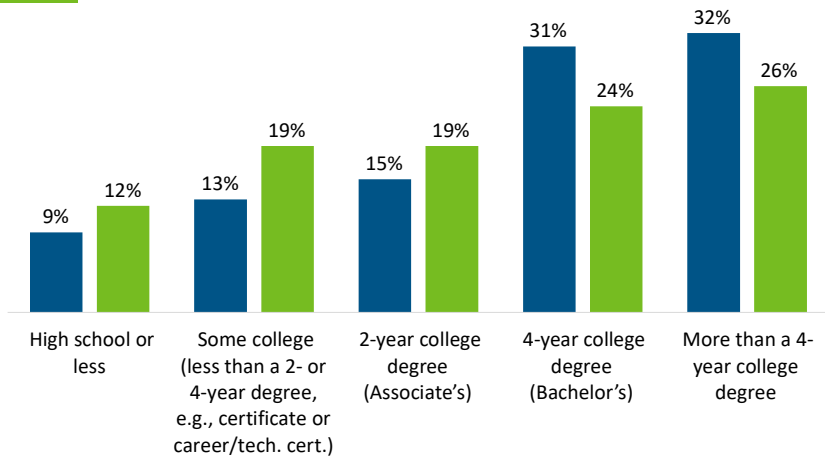


What, if anything, may prevent you from continuing your education after high school?*

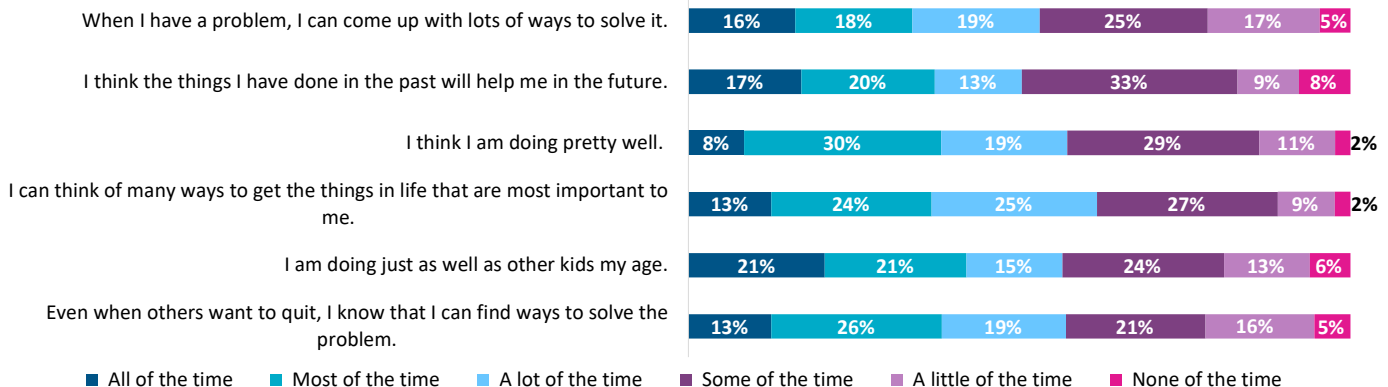


What is the highest level of education that you...

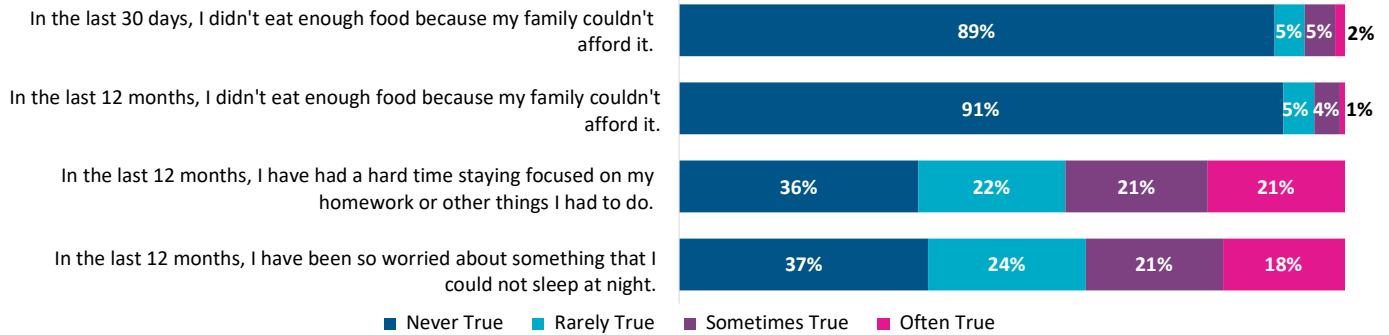
■ would like to get? ■ expect to get?



Please read the following sentences below and think about how you are in most situations.

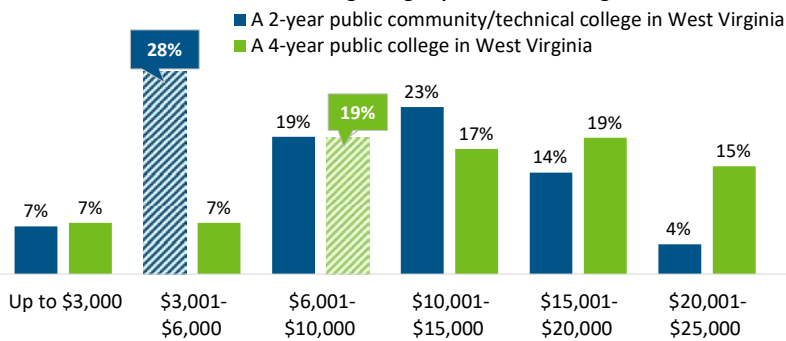


Please rate how much the following statements are true for you.

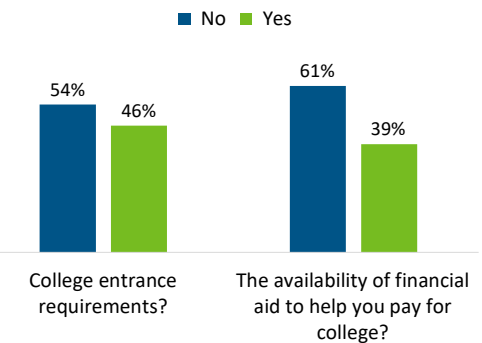


Section 4: College Knowledge and Awareness

On average, how much do you think it costs for one year of in-state tuition to attend the following college options in West Virginia?^

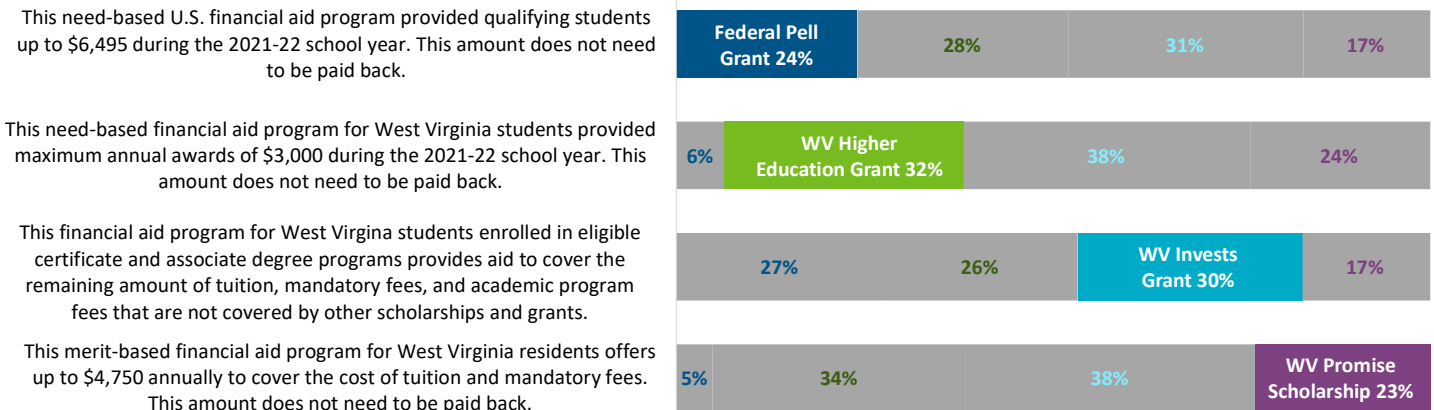


Has anyone from your school or GEAR UP ever spoken with you about...



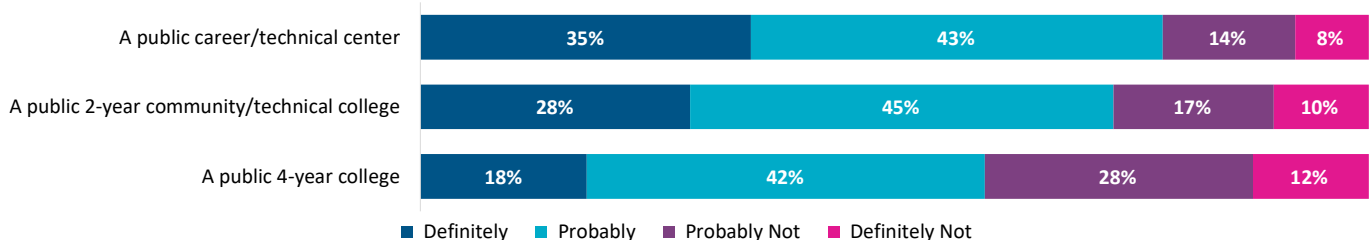
^The correct responses are indicated by pattern filled bar.

Financial aid programs available to West Virginia students^

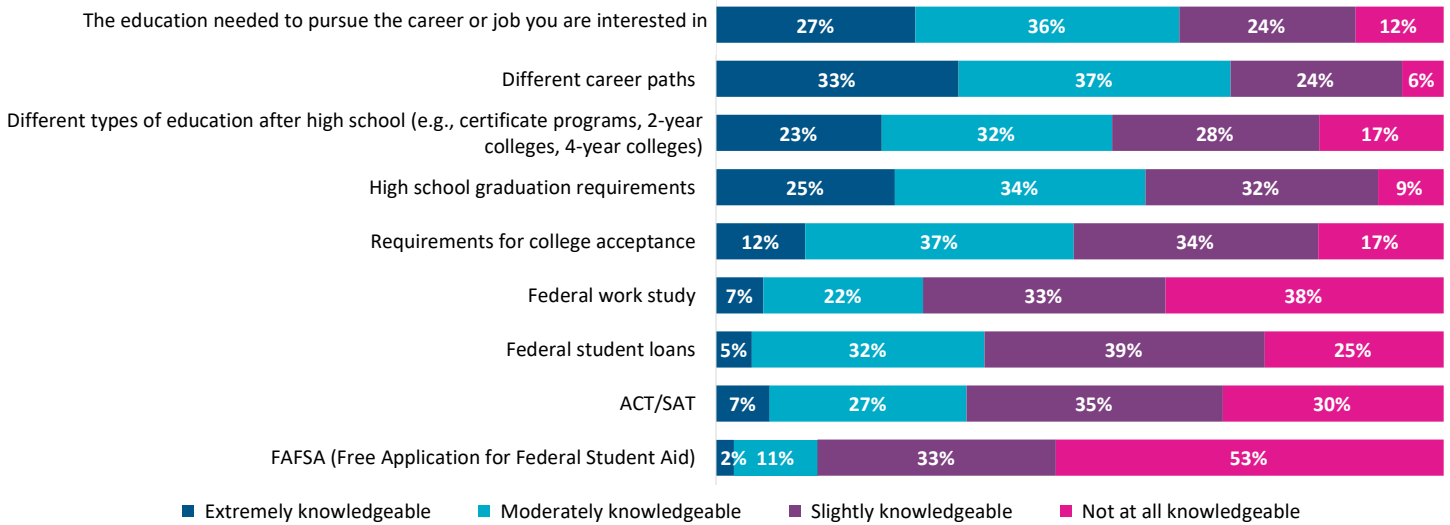


^The correct responses are indicated by filled bar.

Do you think that you could afford to attend one of the following types of colleges using financial aid, scholarships, and your family's resources?



Please rate your level of knowledge about the following topics.



Section 5: College and Career Activities and Services

Have you participated in any of the activities below? If you did attend, how helpful was the activity in preparing you for your future?[^]

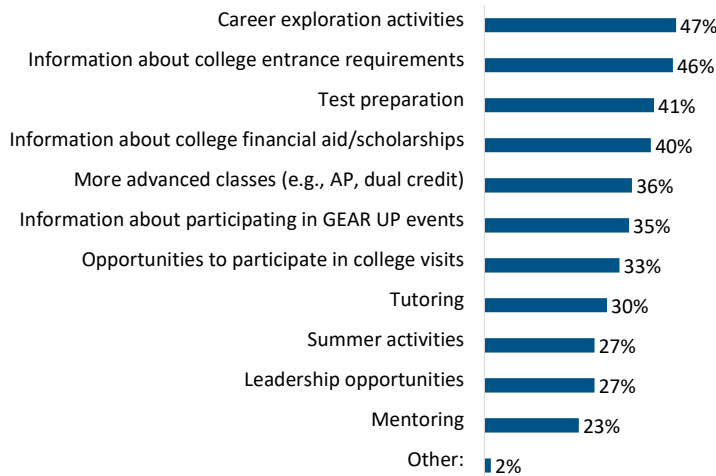
extent participant found each of the following activities helpful

non-participation status

	Extremely helpful	Moderately helpful	Slightly helpful	Not at all helpful	Number of participants	Not offered/does not apply	Offered, but I did not attend	Number of non-participants
College Application and Exploration Week	9%	16%	41%	34%	32	91%	9%	92
Activities related to science, technology, engineering, and mathematics (STEM)	22%	30%	36%	12%	69	81%	19%	54
Help with classes (for example, tutoring or homework help)	24%	27%	37%	12%	59	56%	44%	66
Financial literacy workshops (for example, Get a Life Program)	14%	19%	41%	27%	37	90%	10%	81
CFWV.com Web Portal	10%	37%	37%	15%	78	86%	14%	43
College campus visits (virtual)	14%	30%	40%	16%	43	90%	10%	77

[^]Blue column percentages are based on those respondents who indicated participation in an activity. Pink column percentages are based on those respondents who indicated they did not participate in an activity.

Which of the following do you need from your school or GEAR UP to help you be more successful in school and more prepared for college?*



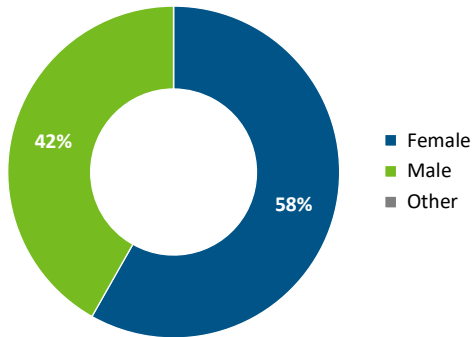
School-Level Response Rates:	
Total Enrollment	62
Surveys Received	58
Response Rate	94%

School Name: **Richwood Middle School**
 Survey Type: **Grade 7 Student Survey Report**

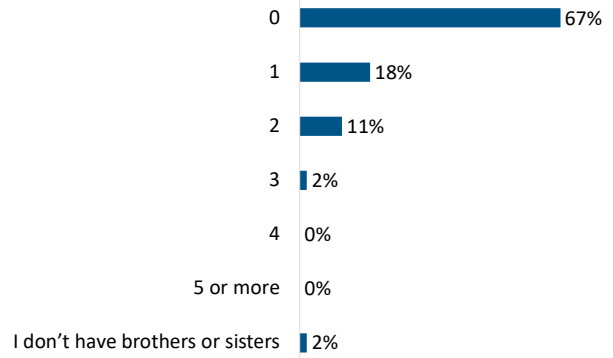
Notes: Throughout this report, all percentages are rounded to the nearest whole number; amounts lower than 0.5% are rounded down to 0%. An asterisk indicates a select all that apply question; amounts may exceed 100%.

Section 1: Background/Demographics


What is your gender?



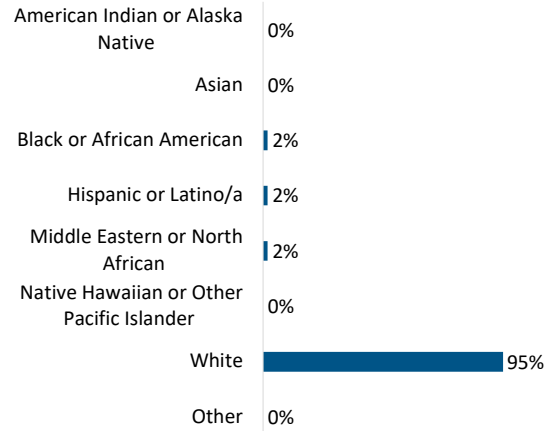
If you have brothers or sisters, how many have attended college in the past or are in college now?



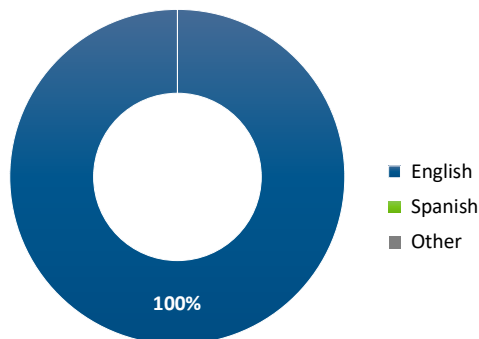
What is the highest level of education achieved by your parent(s)/guardian(s)?



What is your race/ethnicity?

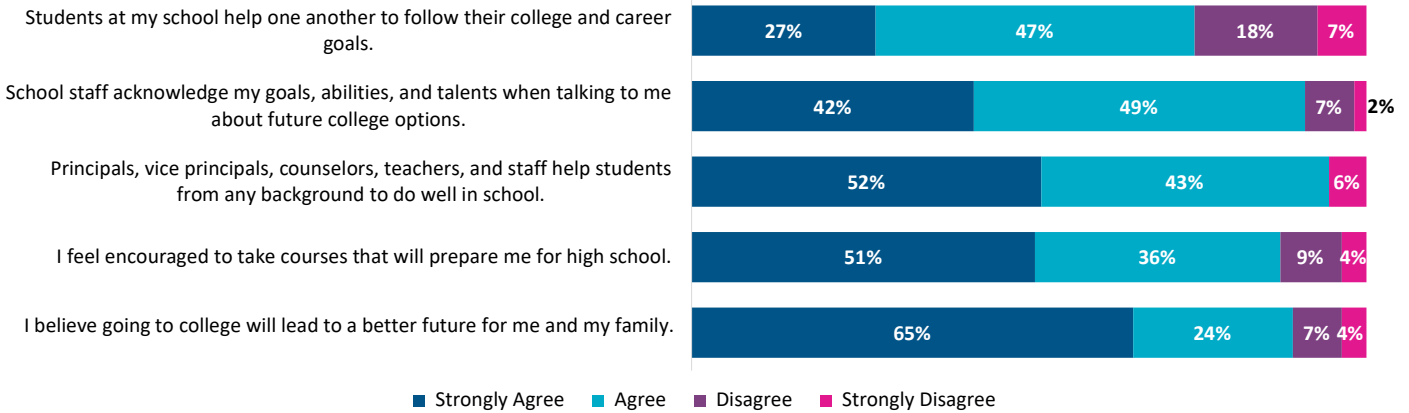


What is the main language you speak at home?



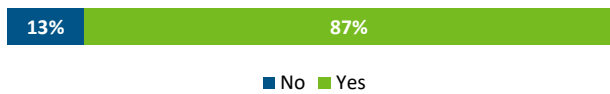
Section 2: About Your School

Please select how much you agree with the following statements about your school.

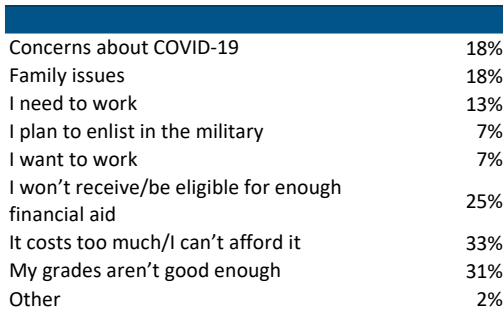


Section 3: Educational Goals and Aspirations

Do you plan to continue your education after high school?

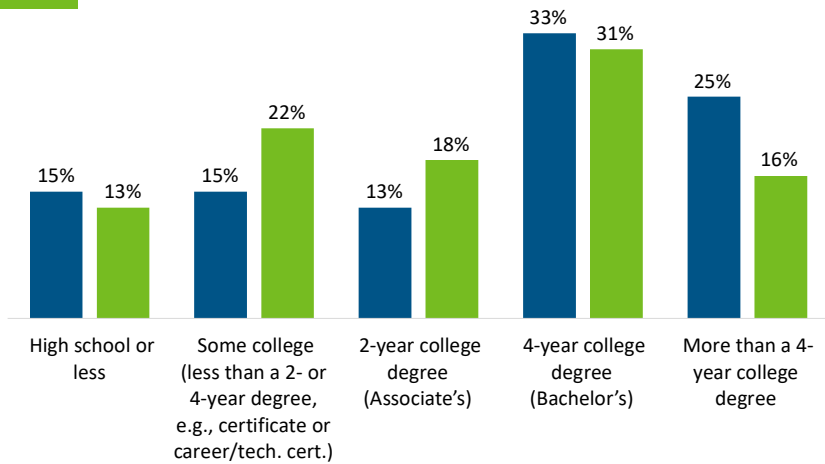


What, if anything, may prevent you from continuing your education after high school?*

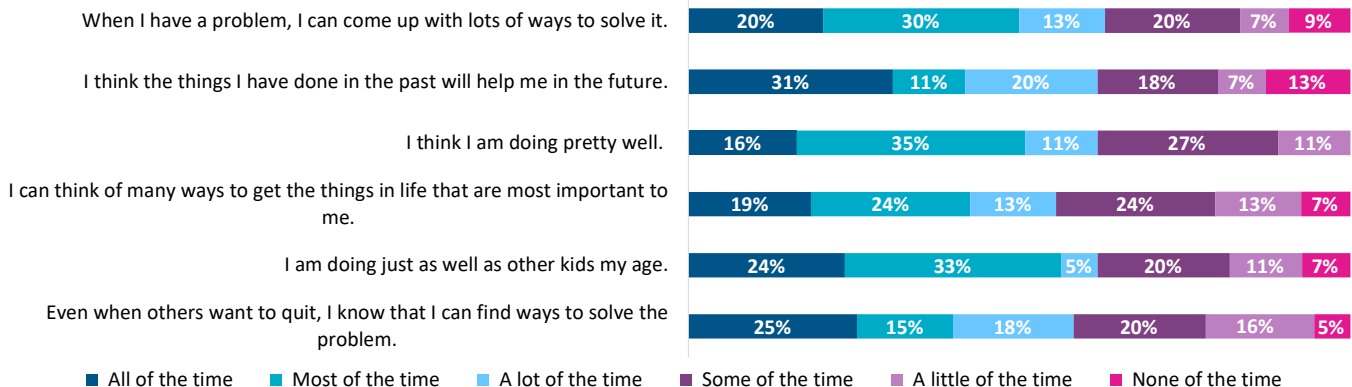


What is the highest level of education that you...

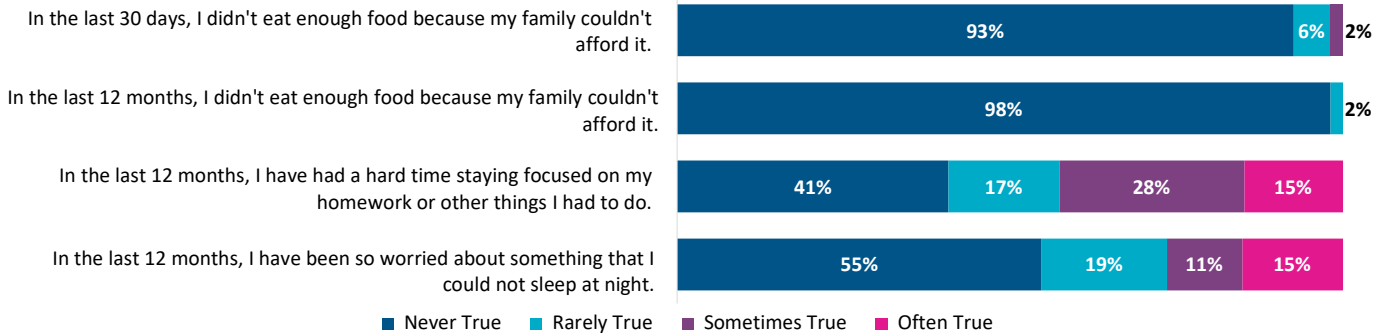
■ would like to get? ■ expect to get?



Please read the following sentences below and think about how you are in most situations.

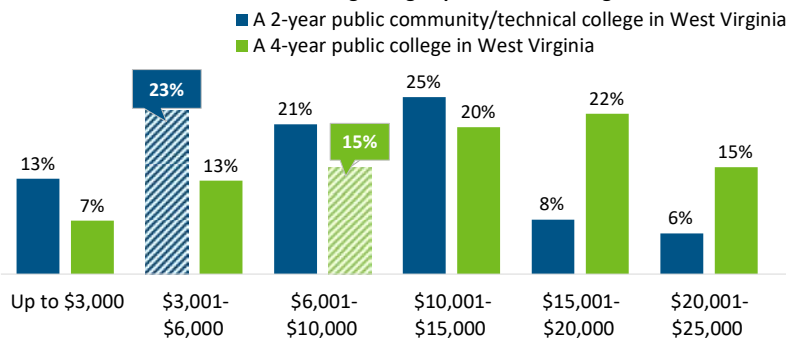


Please rate how much the following statements are true for you.

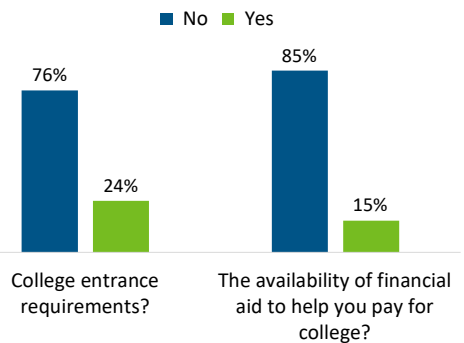


Section 4: College Knowledge and Awareness

On average, how much do you think it costs for one year of in-state tuition to attend the following college options in West Virginia?^

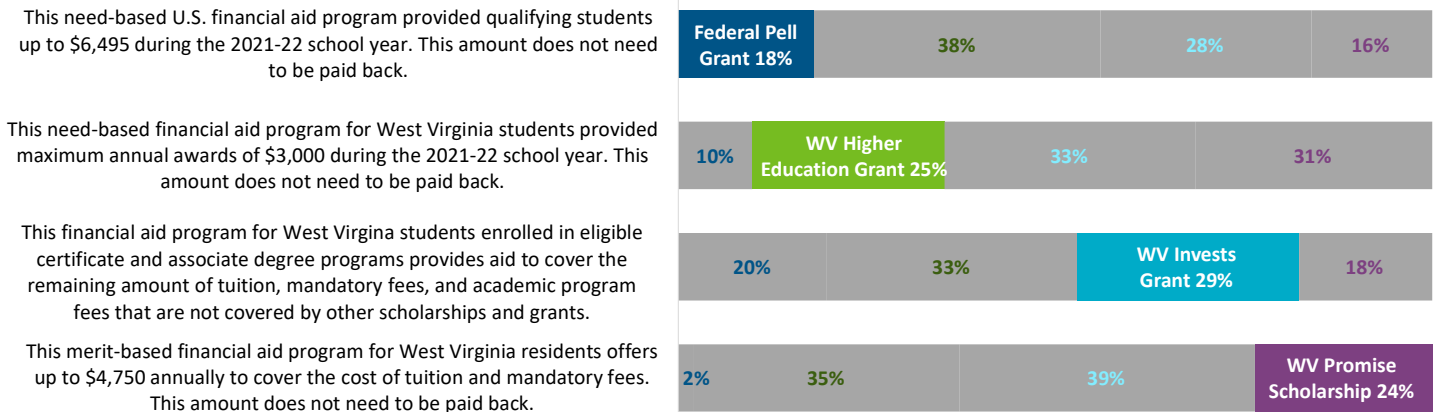


Has anyone from your school or GEAR UP ever spoken with you about...



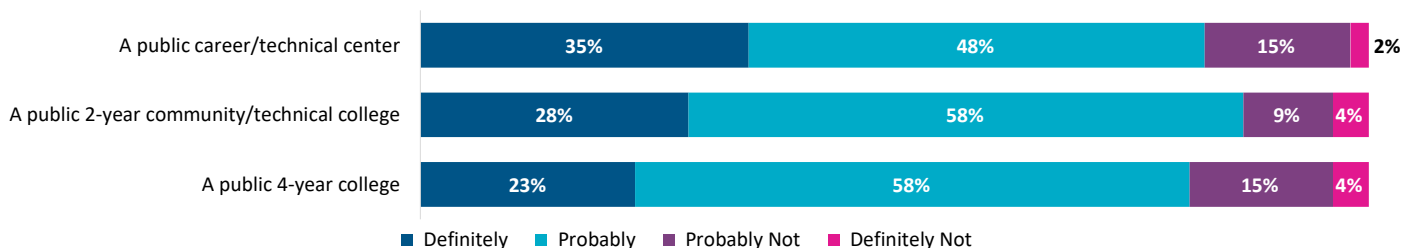
^The correct responses are indicated by pattern filled bar.

Financial aid programs available to West Virginia students^

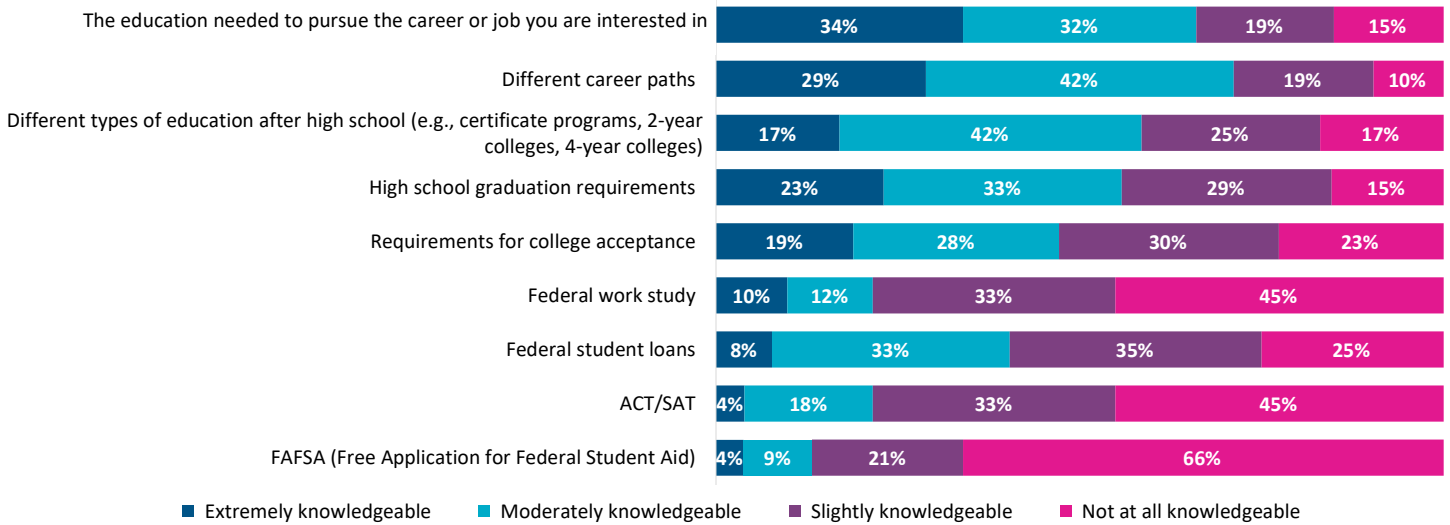


^The correct responses are indicated by filled bar.

Do you think that you could afford to attend one of the following types of colleges using financial aid, scholarships, and your family's resources?



Please rate your level of knowledge about the following topics.



Section 5: College and Career Activities and Services

Have you participated in any of the activities below? If you did attend, how helpful was the activity in preparing you for your future?[^]

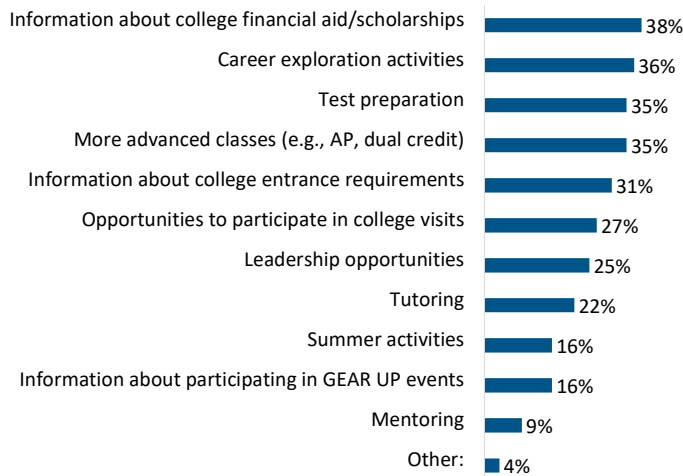
extent participant found each of the following activities helpful

non-participation status

	Extremely helpful	Moderately helpful	Slightly helpful	Not at all helpful	Number of participants	Not offered/does not apply	Offered, but I did not attend	Number of non-participants
College Application and Exploration Week	10%	30%	40%	20%	10	100%	0%	42
Activities related to science, technology, engineering, and mathematics (STEM)	14%	45%	36%	5%	22	87%	13%	30
Help with classes (for example, tutoring or homework help)	29%	19%	38%	14%	21	84%	16%	31
Financial literacy workshops (for example, Get a Life Program)	10%	20%	40%	30%	10	98%	3%	40
CFWV.com Web Portal	11%	11%	33%	44%	9	100%	0%	41
College campus visits (virtual)	29%	36%	14%	21%	14	97%	3%	38

[^]Blue column percentages are based on those respondents who indicated participation in an activity. Pink column percentages are based on those respondents who indicated they did not participate in an activity.

Which of the following do you need from your school or GEAR UP to help you be more successful in school and more prepared for college?*



School-Level Response Rates:

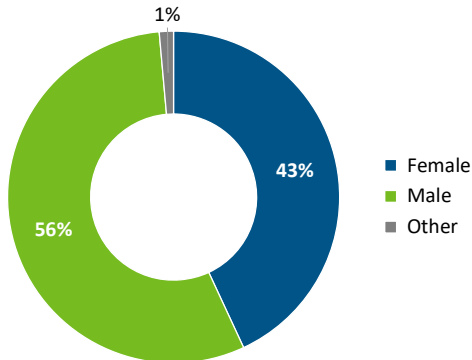
Total Enrollment	89
Surveys Received	79
Response Rate	89%

School Name: **Sherman Junior High School**
 Survey Type: **Grade 7 Student Survey Report**

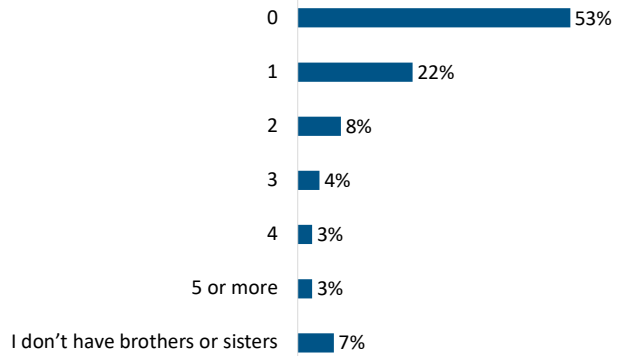
Notes: Throughout this report, all percentages are rounded to the nearest whole number; amounts lower than 0.5% are rounded down to 0%. An asterisk indicates a select all that apply question; amounts may exceed 100%.

Section 1: Background/Demographics

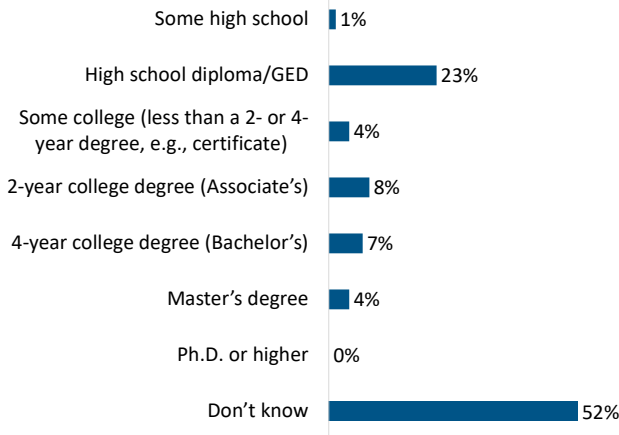
What is your gender?



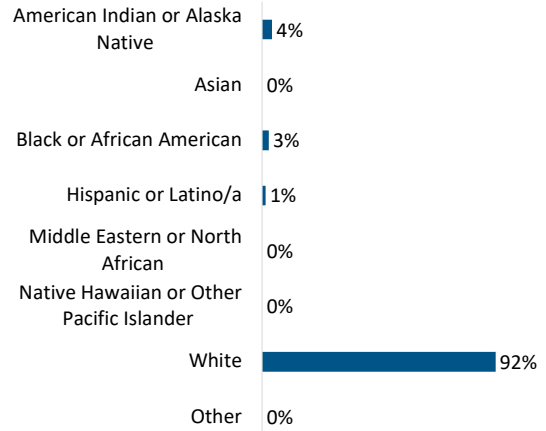
If you have brothers or sisters, how many have attended college in the past or are in college now?



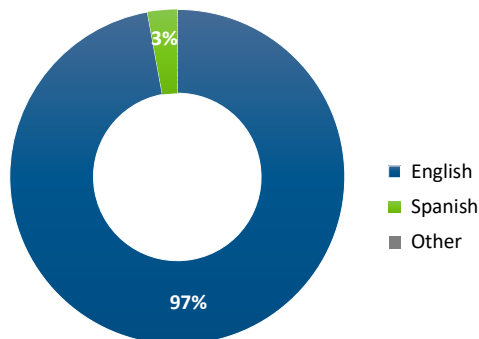
What is the highest level of education achieved by your parent(s)/guardian(s)?



What is your race/ethnicity?

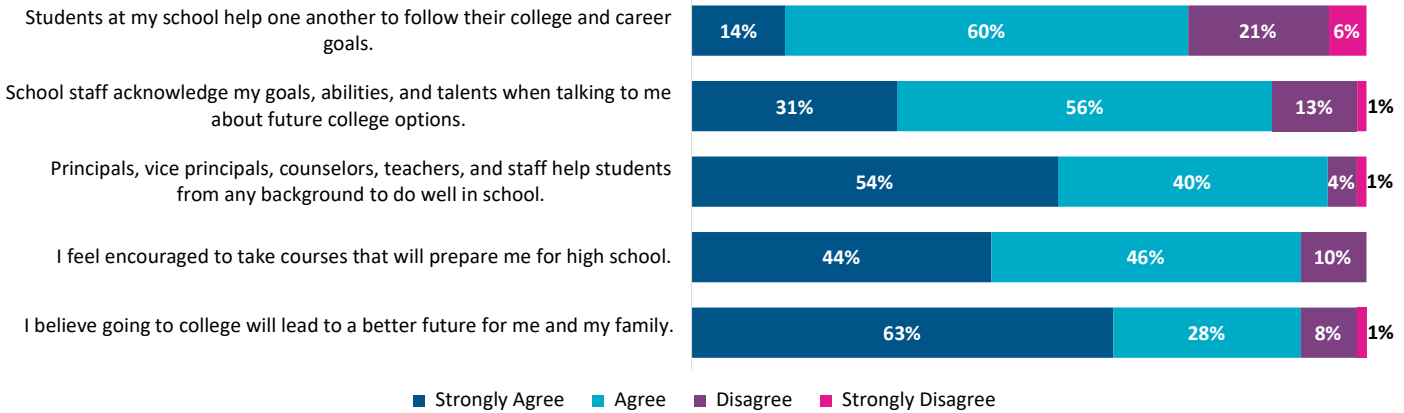


What is the main language you speak at home?



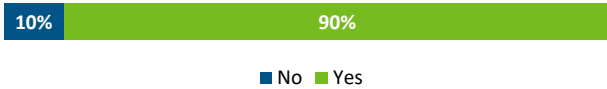
Section 2: About Your School

Please select how much you agree with the following statements about your school.



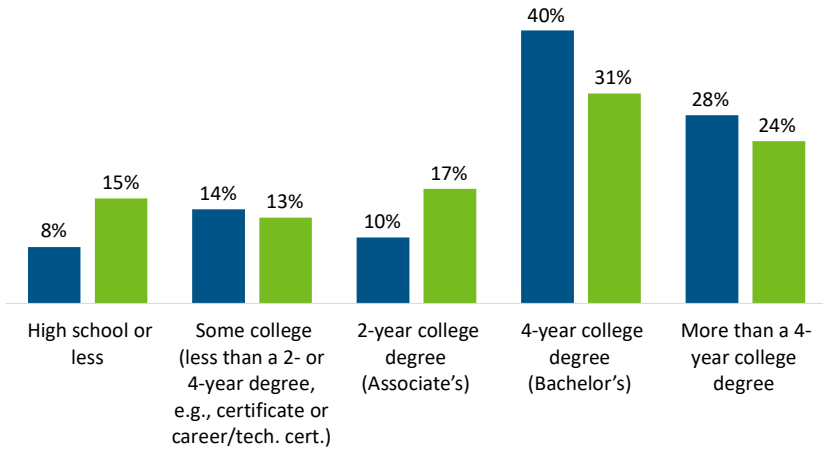
Section 3: Educational Goals and Aspirations

Do you plan to continue your education after high school?

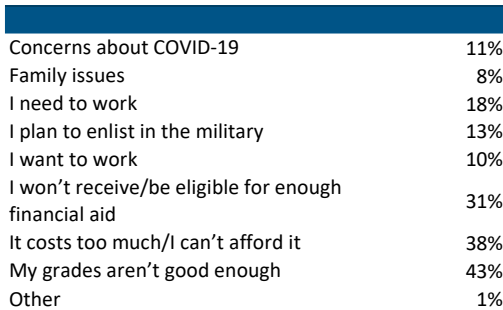


What is the highest level of education that you...

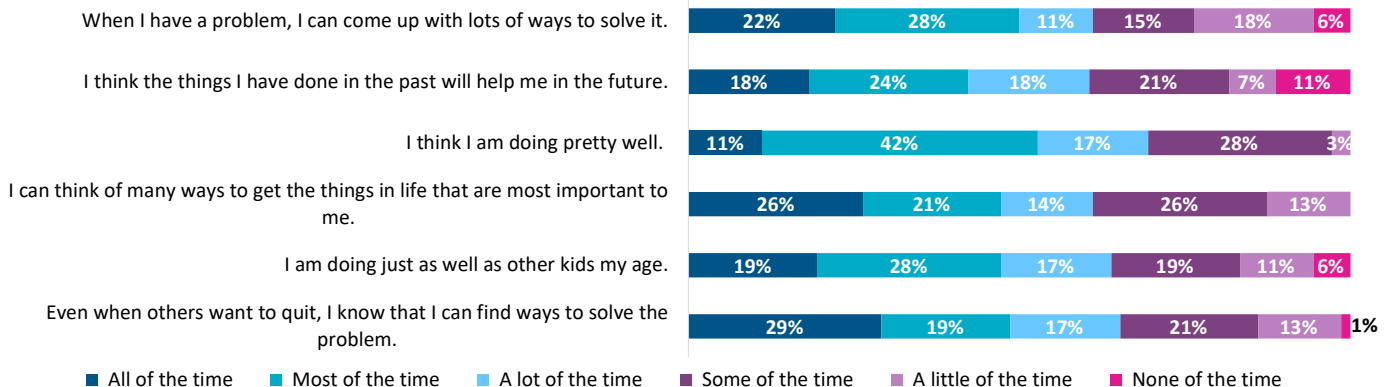
■ would like to get? ■ expect to get?



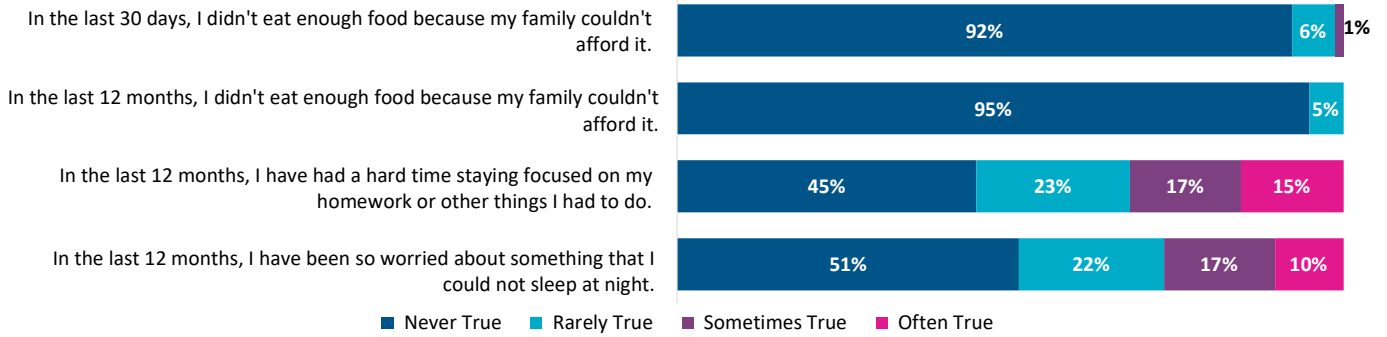
What, if anything, may prevent you from continuing your education after high school?*



Please read the following sentences below and think about how you are in most situations.

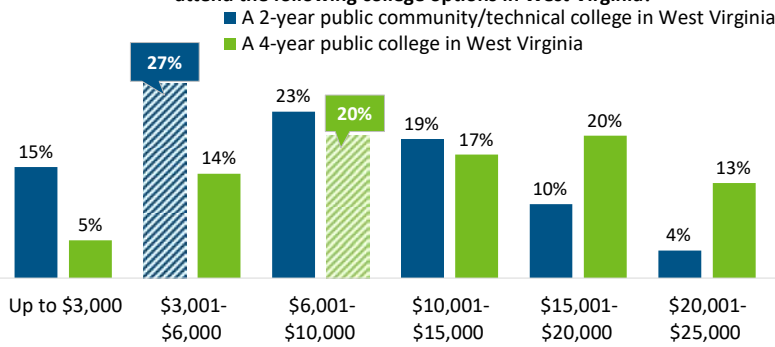


Please rate how much the following statements are true for you.



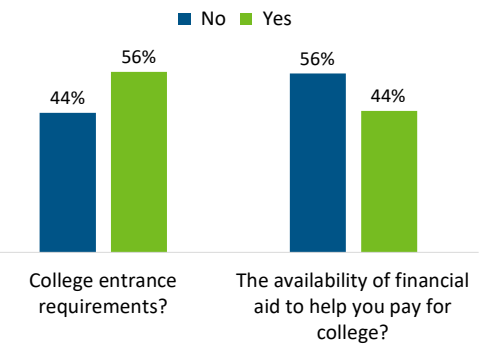
Section 4: College Knowledge and Awareness

On average, how much do you think it costs for one year of in-state tuition to attend the following college options in West Virginia?^

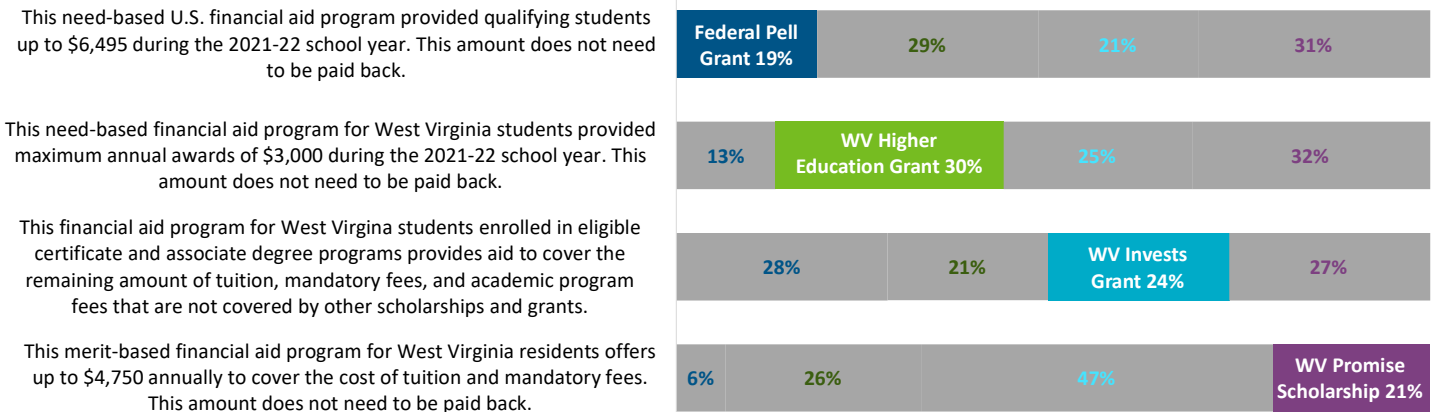


^The correct responses are indicated by pattern filled bar.

Has anyone from your school or GEAR UP ever spoken with you about...

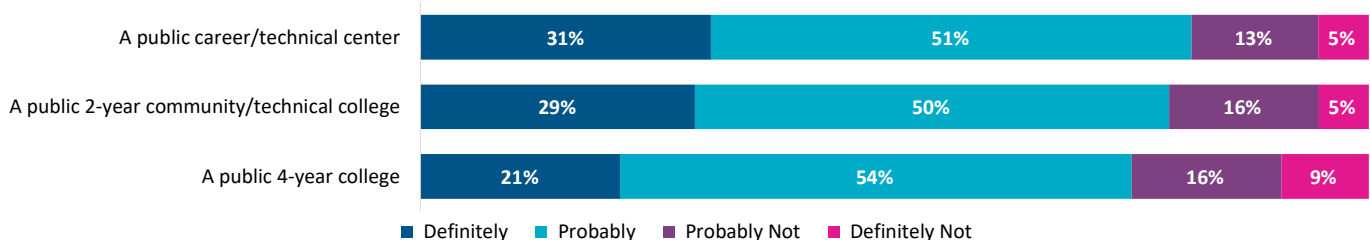


Financial aid programs available to West Virginia students^




^The correct responses are indicated by filled bar.

Do you think that you could afford to attend one of the following types of colleges using financial aid, scholarships, and your family's resources?



Please rate your level of knowledge about the following topics.



Section 5: College and Career Activities and Services

Have you participated in any of the activities below? If you did attend, how helpful was the activity in preparing you for your future?[^]

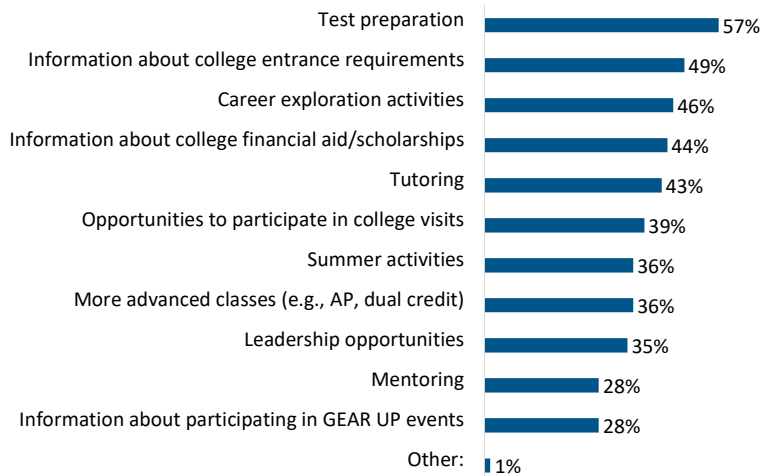
extent participant found each of the following activities helpful

non-participation status

	Extremely helpful	Moderately helpful	Slightly helpful	Not at all helpful	Number of participants	Not offered/does not apply	Offered, but I did not attend	Number of non-participants
College Application and Exploration Week	27%	41%	30%	3%	37	83%	18%	40
Activities related to science, technology, engineering, and mathematics (STEM)	34%	27%	32%	7%	44	61%	39%	31
Help with classes (for example, tutoring or homework help)	23%	42%	31%	4%	48	66%	34%	29
Financial literacy workshops (for example, Get a Life Program)	35%	19%	46%	0%	26	92%	8%	48
CFWV.com Web Portal	22%	28%	44%	6%	36	90%	10%	39
College campus visits (virtual)	30%	23%	37%	9%	43	88%	12%	33

[^]Blue column percentages are based on those respondents who indicated participation in an activity. Pink column percentages are based on those respondents who indicated they did not participate in an activity.

Which of the following do you need from your school or GEAR UP to help you be more successful in school and more prepared for college?*



School-Level Response Rates:

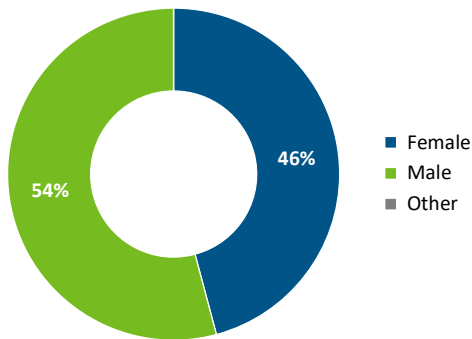
Total Enrollment	86
Surveys Received	72
Response Rate	84%

School Name: **Spencer Middle School**
 Survey Type: **Grade 7 Student Survey Report**

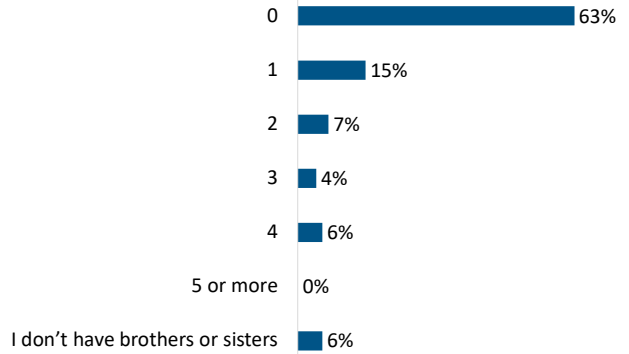
Notes: Throughout this report, all percentages are rounded to the nearest whole number; amounts lower than 0.5% are rounded down to 0%. An asterisk indicates a select all that apply question; amounts may exceed 100%.

Section 1: Background/Demographics


What is your gender?



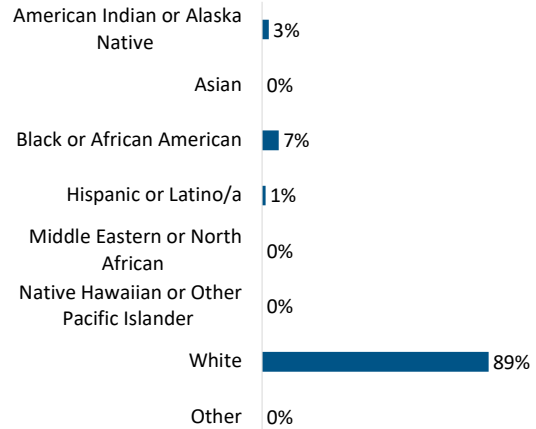
If you have brothers or sisters, how many have attended college in the past or are in college now?



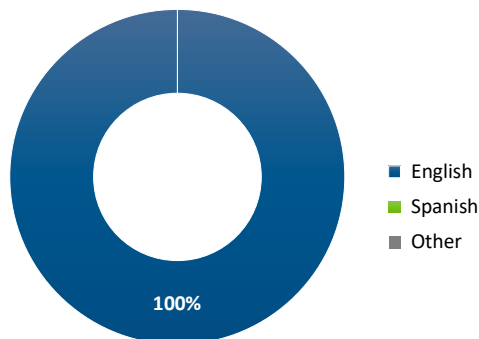
What is the highest level of education achieved by your parent(s)/guardian(s)?



What is your race/ethnicity?

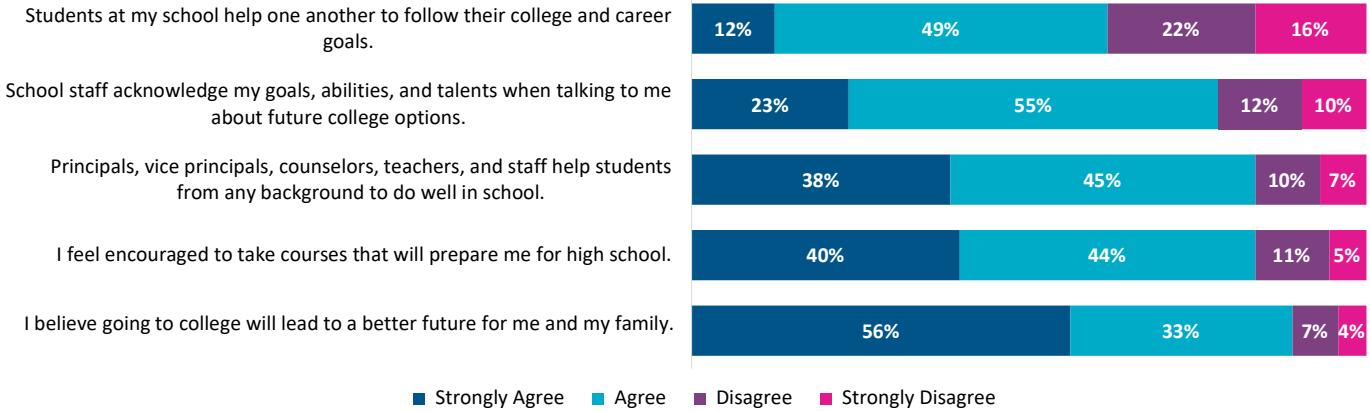


What is the main language you speak at home?



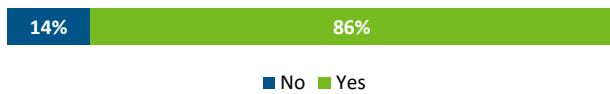
Section 2: About Your School

Please select how much you agree with the following statements about your school.



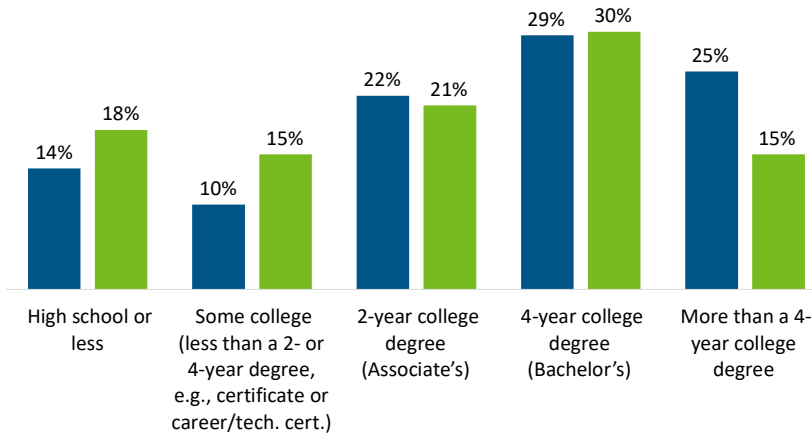
Section 3: Educational Goals and Aspirations

Do you plan to continue your education after high school?

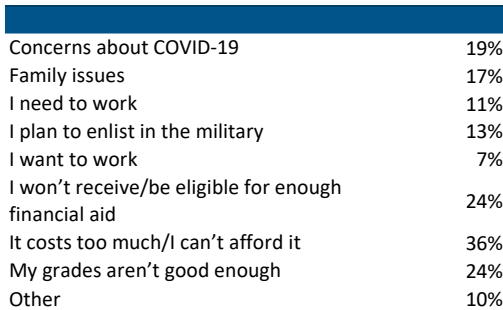


What is the highest level of education that you...

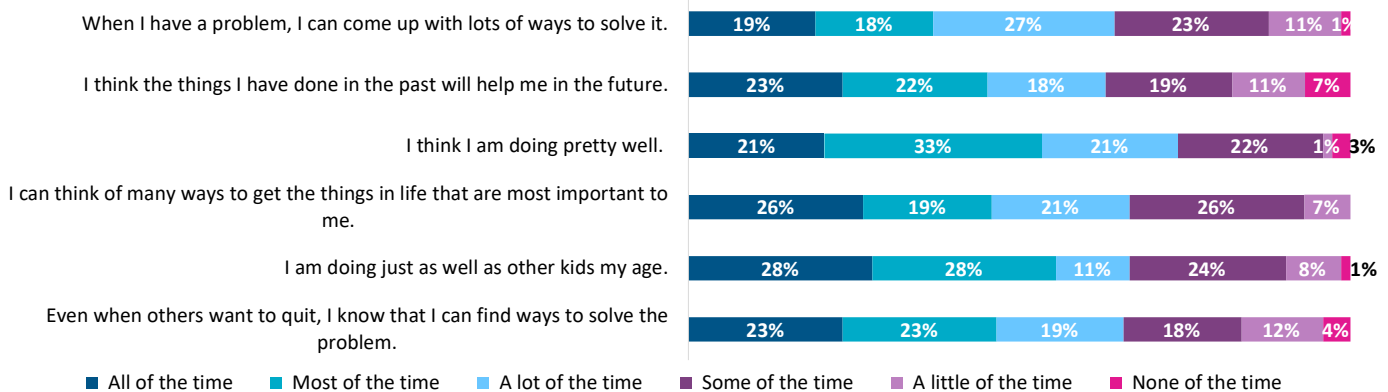
■ would like to get? ■ expect to get?



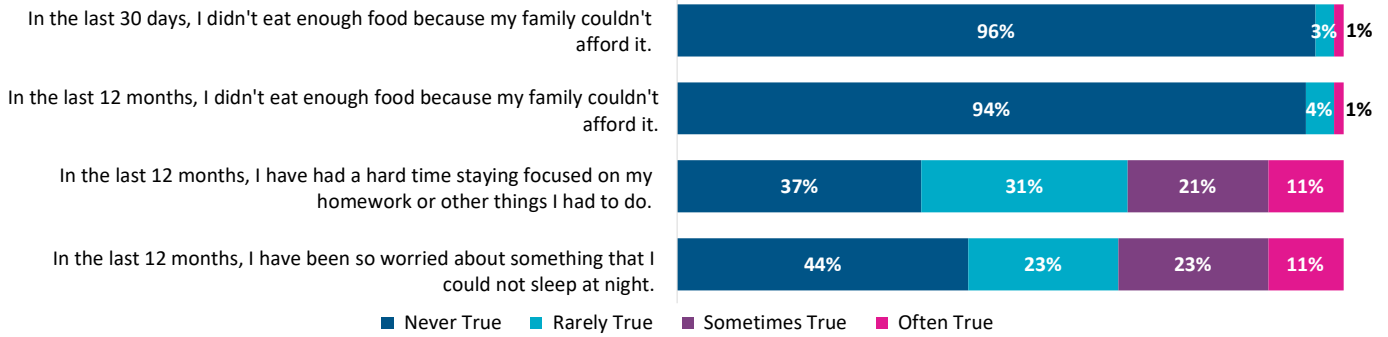
What, if anything, may prevent you from continuing your education after high school?*



Please read the following sentences below and think about how you are in most situations.

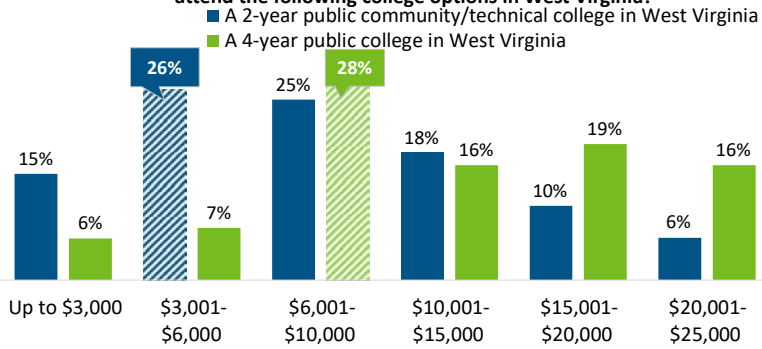


Please rate how much the following statements are true for you.

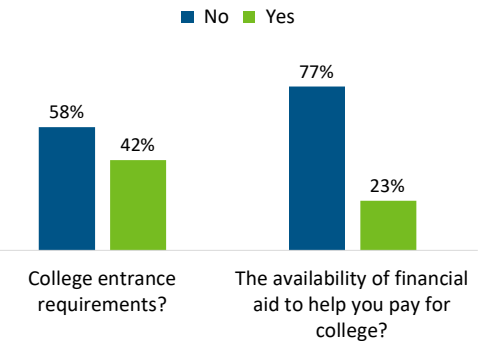


Section 4: College Knowledge and Awareness

On average, how much do you think it costs for one year of in-state tuition to attend the following college options in West Virginia?^

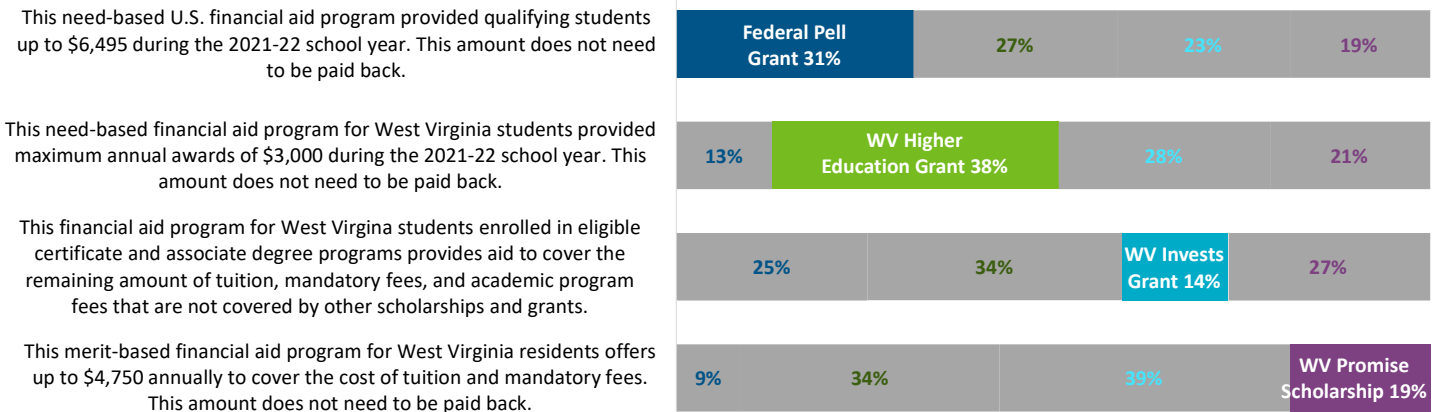


Has anyone from your school or GEAR UP ever spoken with you about...



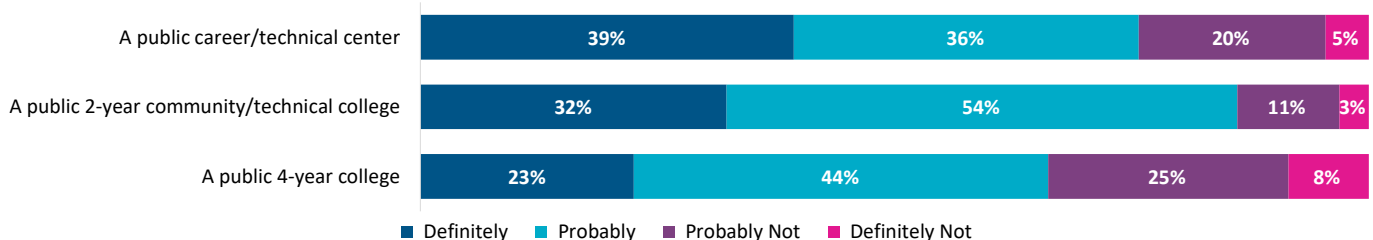
^The correct responses are indicated by pattern filled bar.

Financial aid programs available to West Virginia students^

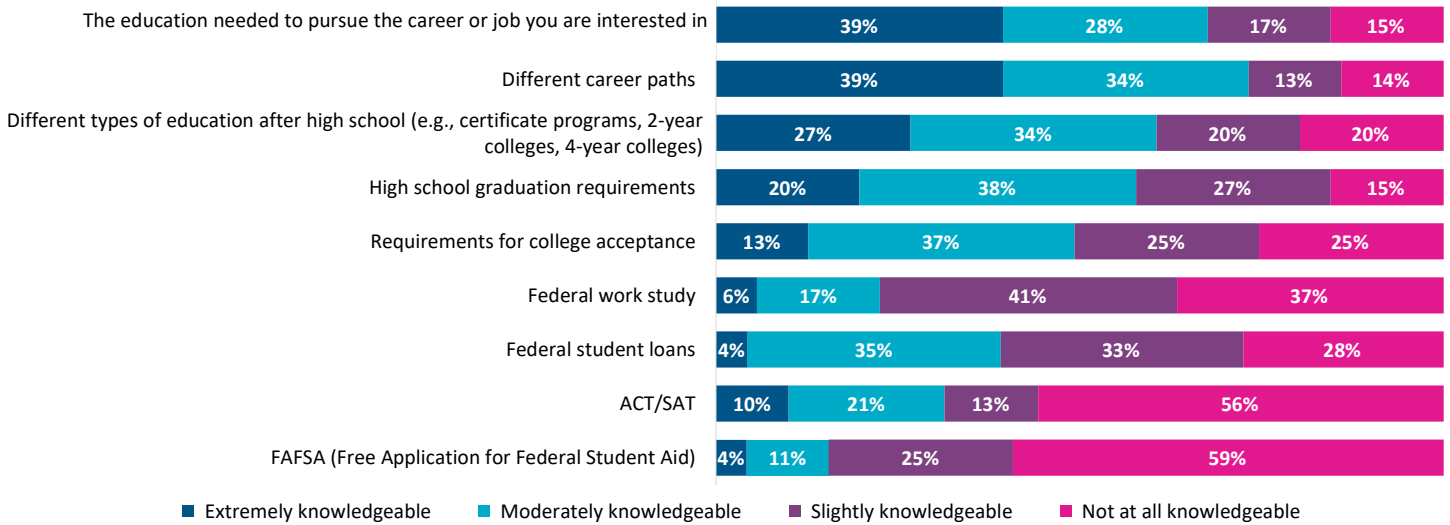


^The correct responses are indicated by filled bar.

Do you think that you could afford to attend one of the following types of colleges using financial aid, scholarships, and your family's resources?



Please rate your level of knowledge about the following topics.



Section 5: College and Career Activities and Services

Have you participated in any of the activities below? If you did attend, how helpful was the activity in preparing you for your future?[^]

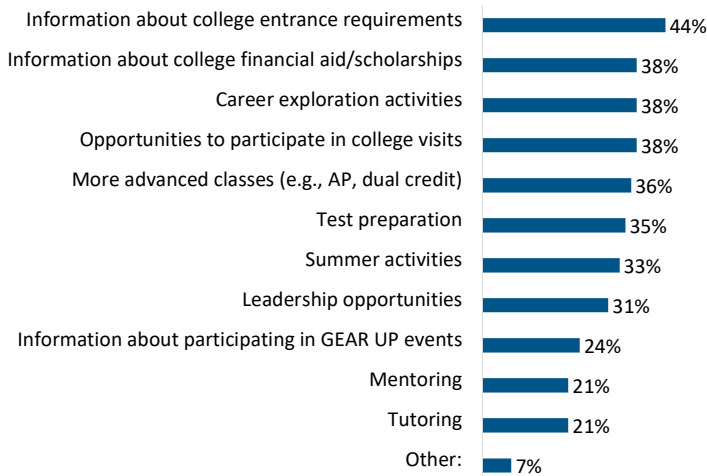
extent participant found each of the following activities helpful

non-participation status

	Extremely helpful	Moderately helpful	Slightly helpful	Not at all helpful	Number of participants	Not offered/does not apply	Offered, but I did not attend	Number of non-participants
College Application and Exploration Week	21%	21%	47%	11%	19	92%	8%	52
Activities related to science, technology, engineering, and mathematics (STEM)	21%	25%	36%	18%	28	62%	38%	39
Help with classes (for example, tutoring or homework help)	24%	24%	45%	7%	29	68%	32%	41
Financial literacy workshops (for example, Get a Life Program)	17%	26%	35%	22%	23	91%	9%	47
CFWV.com Web Portal	21%	17%	43%	19%	42	83%	17%	29
College campus visits (virtual)	21%	26%	41%	13%	39	91%	9%	32

[^]Blue column percentages are based on those respondents who indicated participation in an activity. Pink column percentages are based on those respondents who indicated they did not participate in an activity.

Which of the following do you need from your school or GEAR UP to help you be more successful in school and more prepared for college?*

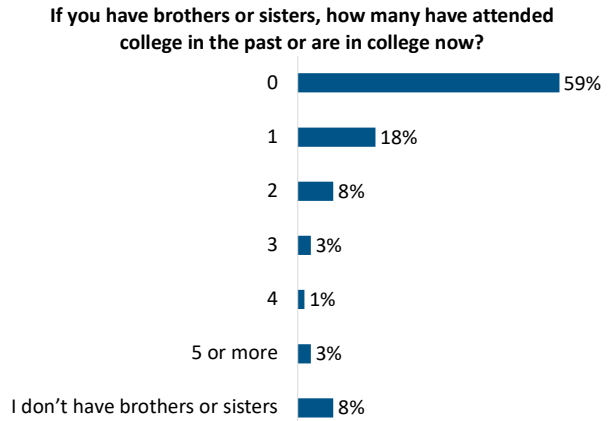
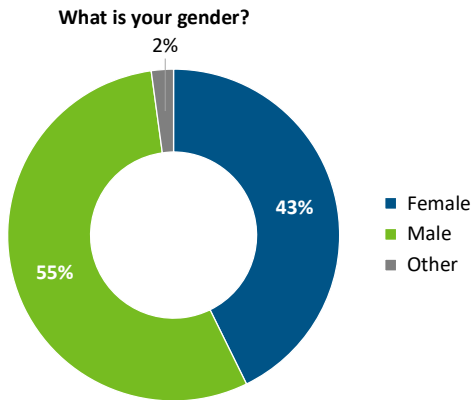


School-Level Response Rates:	
Total Enrollment	188
Surveys Received	138
Response Rate	73%

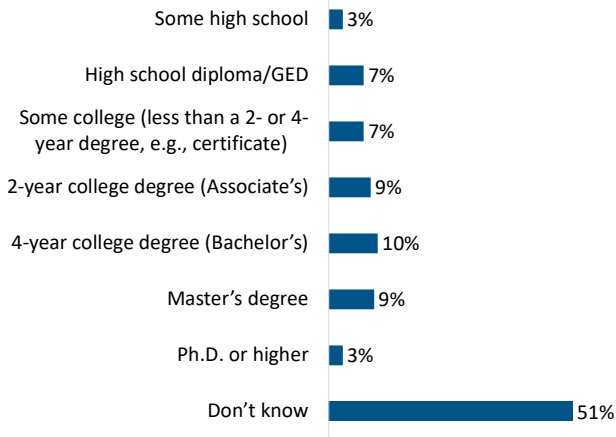
School Name: **Summersville Middle School**
 Survey Type: **Grade 7 Student Survey Report**

Notes: Throughout this report, all percentages are rounded to the nearest whole number; amounts lower than 0.5% are rounded down to 0%. An asterisk indicates a select all that apply question; amounts may exceed 100%.

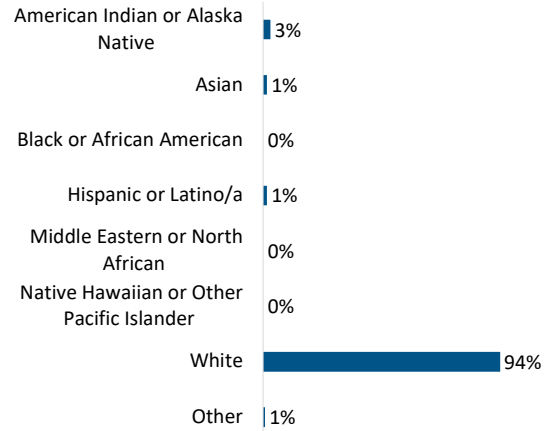
Section 1: Background/Demographics



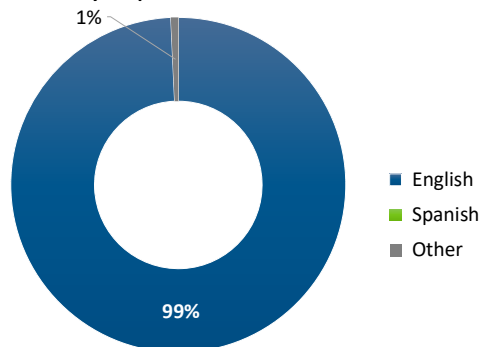
What is the highest level of education achieved by your parent(s)/guardian(s)?



What is your race/ethnicity?

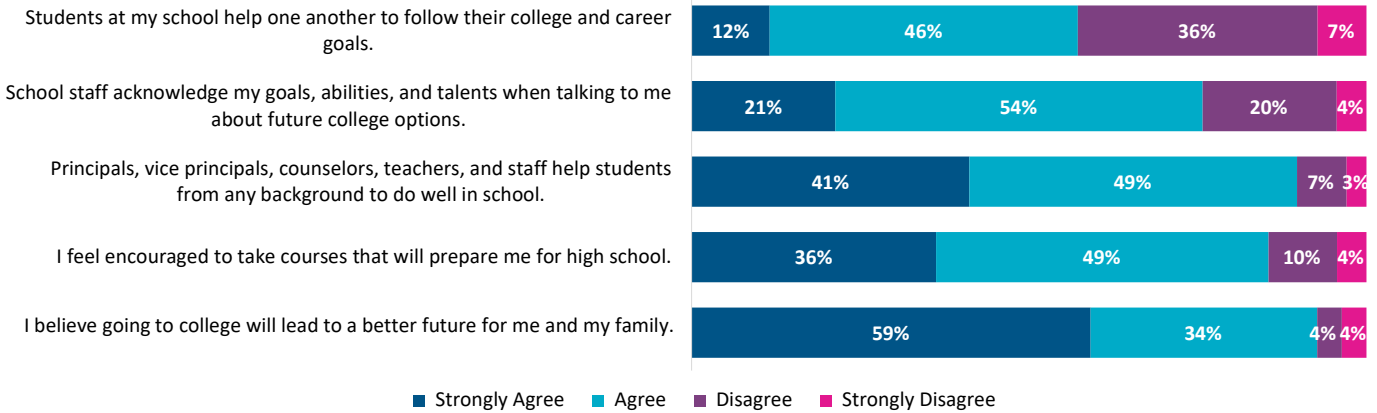


What is the main language you speak at home?



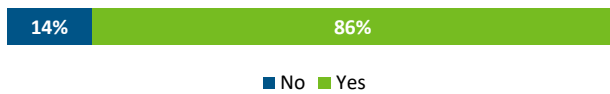
Section 2: About Your School

Please select how much you agree with the following statements about your school.



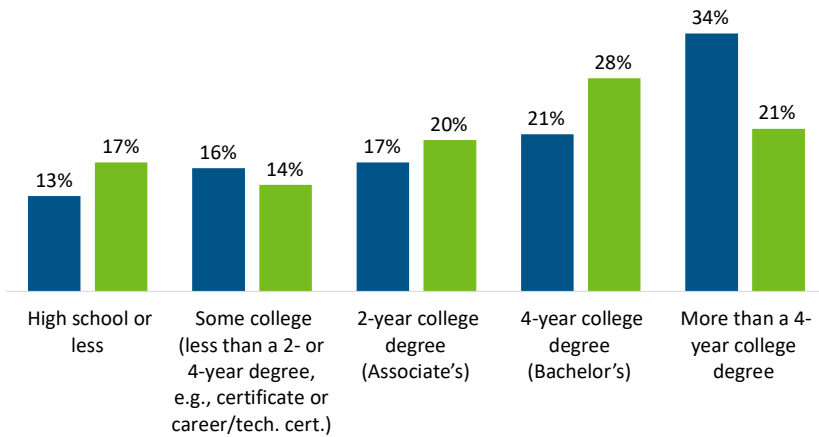
Section 3: Educational Goals and Aspirations

Do you plan to continue your education after high school?

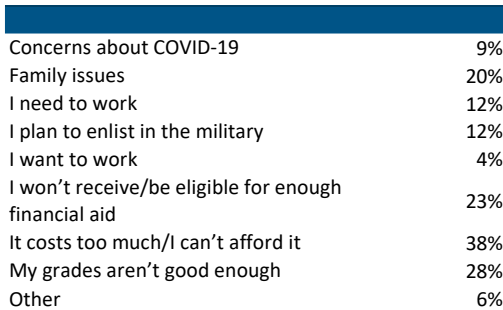


What is the highest level of education that you...

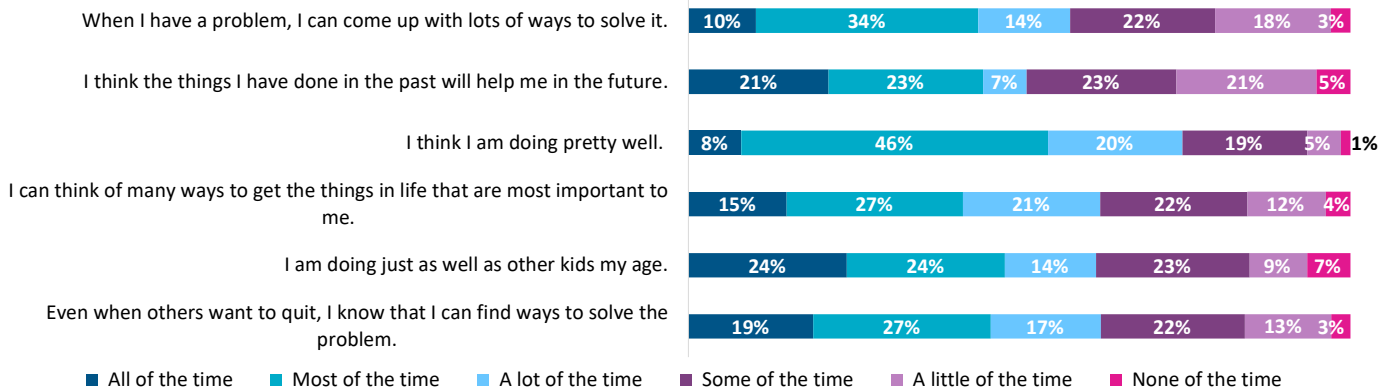
■ would like to get? ■ expect to get?



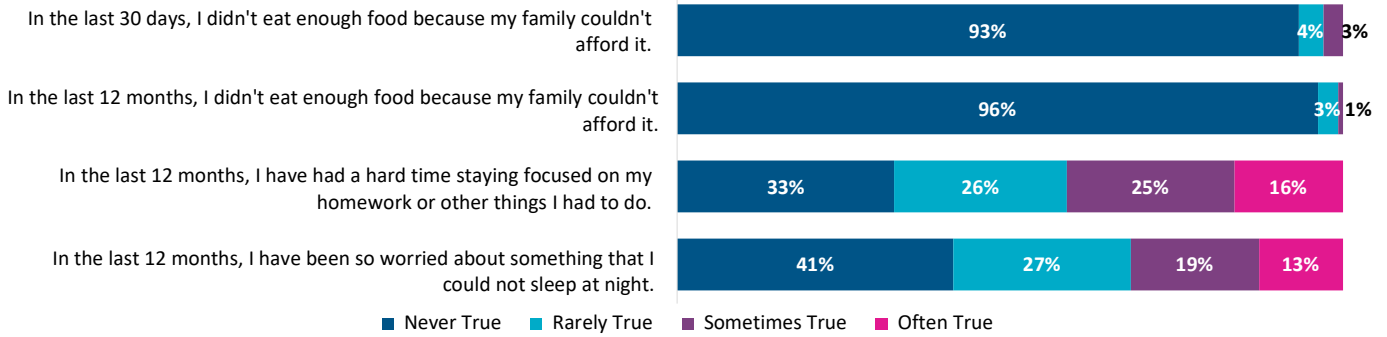
What, if anything, may prevent you from continuing your education after high school?*



Please read the following sentences below and think about how you are in most situations.

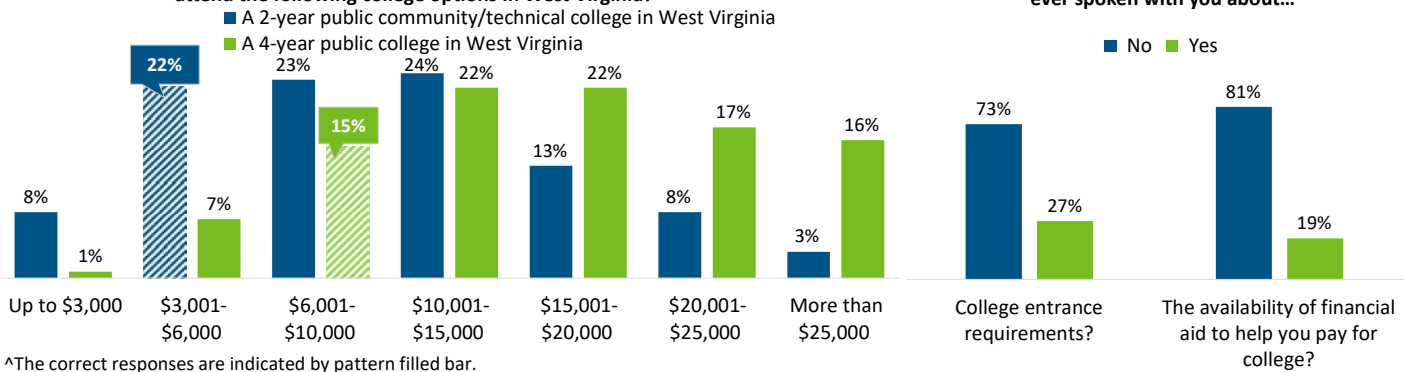


Please rate how much the following statements are true for you.

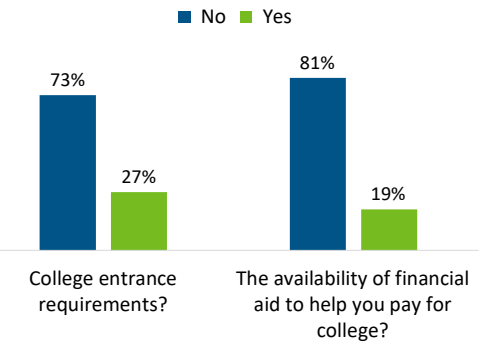


Section 4: College Knowledge and Awareness

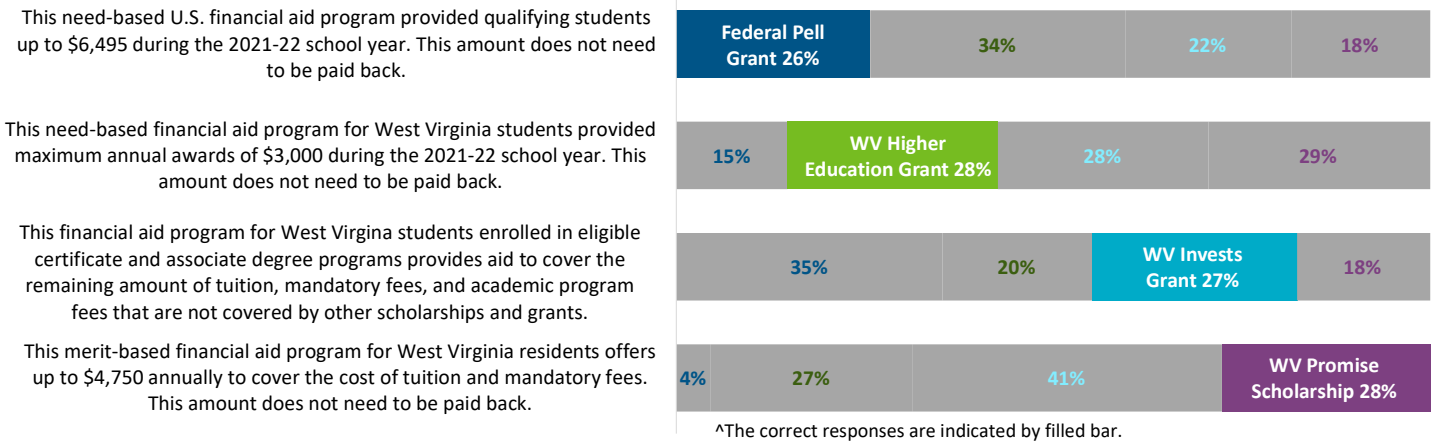
On average, how much do you think it costs for one year of in-state tuition to attend the following college options in West Virginia?^



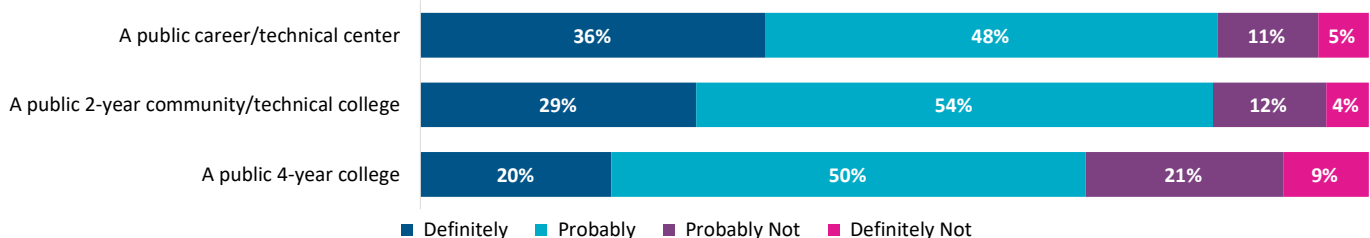
Has anyone from your school or GEAR UP ever spoken with you about...



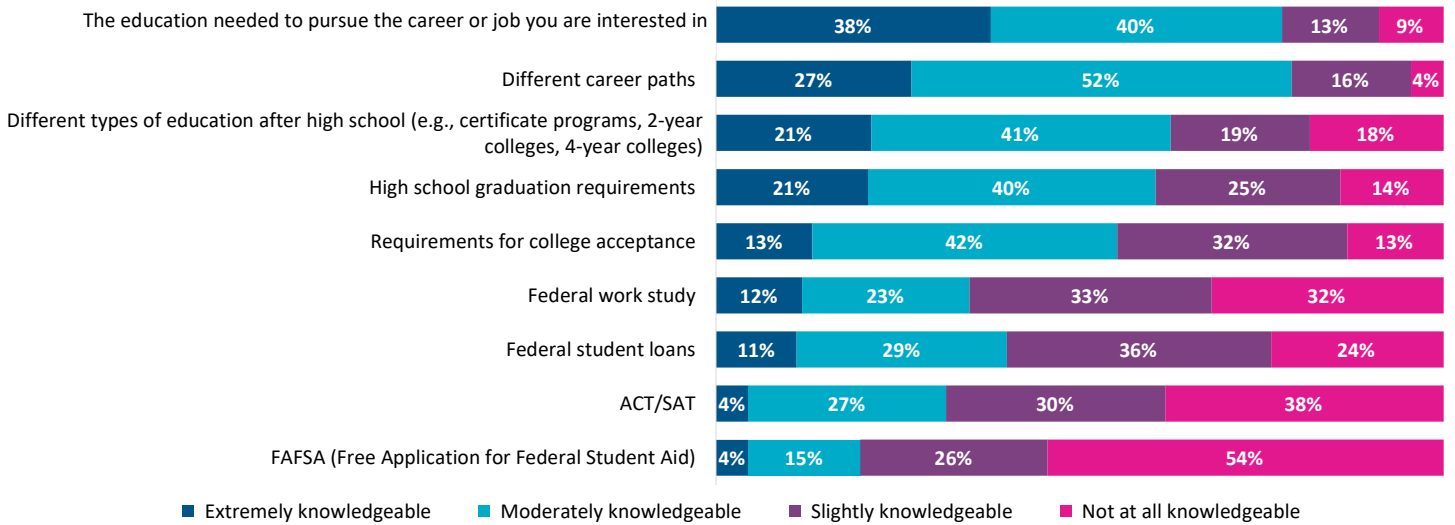
Financial aid programs available to West Virginia students^



Do you think that you could afford to attend one of the following types of colleges using financial aid, scholarships, and your family's resources?



Please rate your level of knowledge about the following topics.



Section 5: College and Career Activities and Services

Have you participated in any of the activities below? If you did attend, how helpful was the activity in preparing you for your future?[^]

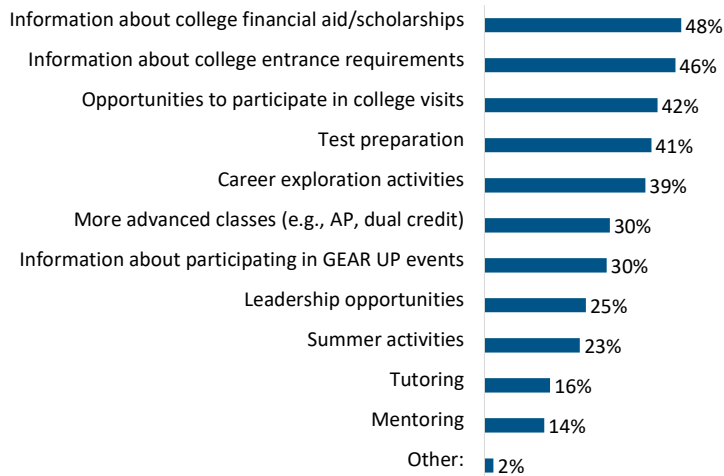
extent participant found each of the following activities helpful

non-participation status

	Extremely helpful	Moderately helpful	Slightly helpful	Not at all helpful	Number of participants	Not offered/does not apply	Offered, but I did not attend	Number of non-participants
College Application and Exploration Week	19%	38%	31%	12%	26	92%	8%	108
Activities related to science, technology, engineering, and mathematics (STEM)	19%	41%	36%	4%	75	75%	25%	56
Help with classes (for example, tutoring or homework help)	25%	28%	44%	4%	57	76%	24%	76
Financial literacy workshops (for example, Get a Life Program)	33%	23%	23%	20%	30	97%	3%	102
CFWV.com Web Portal	25%	16%	47%	13%	32	95%	5%	100
College campus visits (virtual)	29%	29%	34%	7%	41	99%	1%	93

[^]Blue column percentages are based on those respondents who indicated participation in an activity. Pink column percentages are based on those respondents who indicated they did not participate in an activity.

Which of the following do you need from your school or GEAR UP to help you be more successful in school and more prepared for college?*



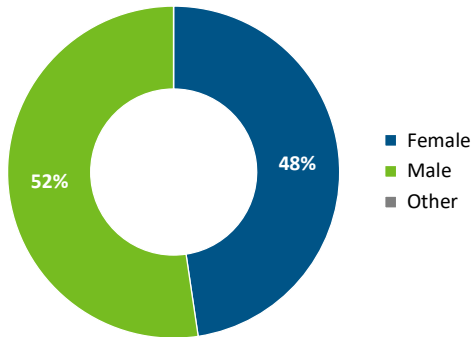
School-Level Response Rates:	
Total Enrollment	28
Surveys Received	23
Response Rate	82%

School Name: **Van Jr/Sr High School**
 Survey Type: **Grade 7 Student Survey Report**

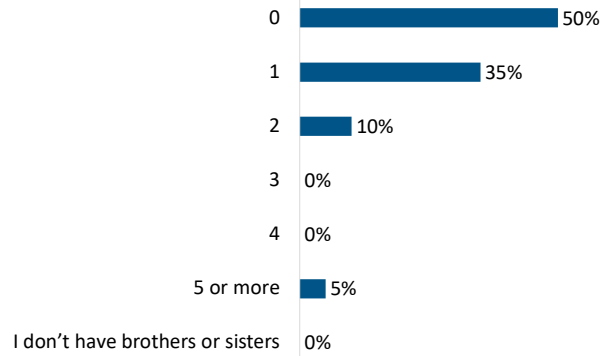
Notes: Throughout this report, all percentages are rounded to the nearest whole number; amounts lower than 0.5% are rounded down to 0%. An asterisk indicates a select all that apply question; amounts may exceed 100%.

Section 1: Background/Demographics

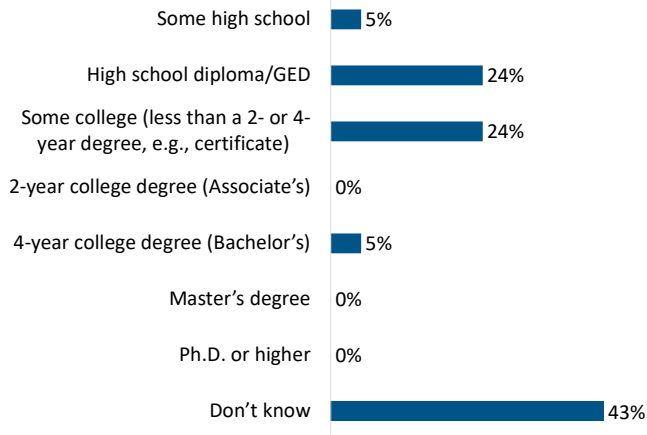
What is your gender?



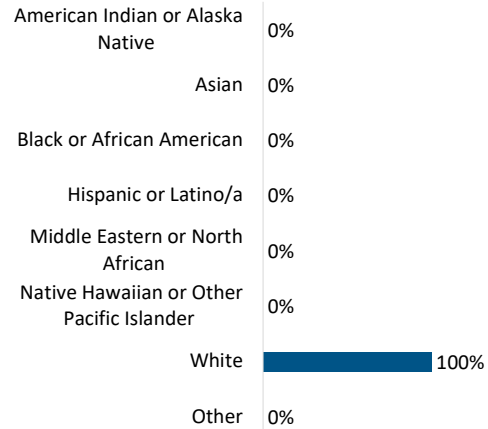
If you have brothers or sisters, how many have attended college in the past or are in college now?



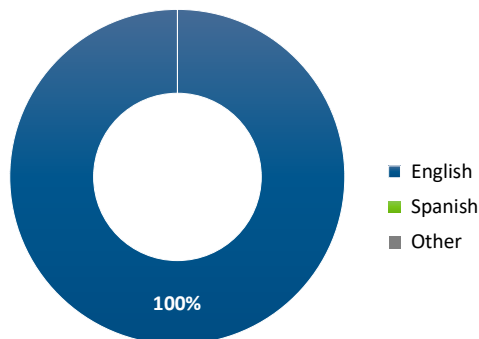
What is the highest level of education achieved by your parent(s)/guardian(s)?



What is your race/ethnicity?

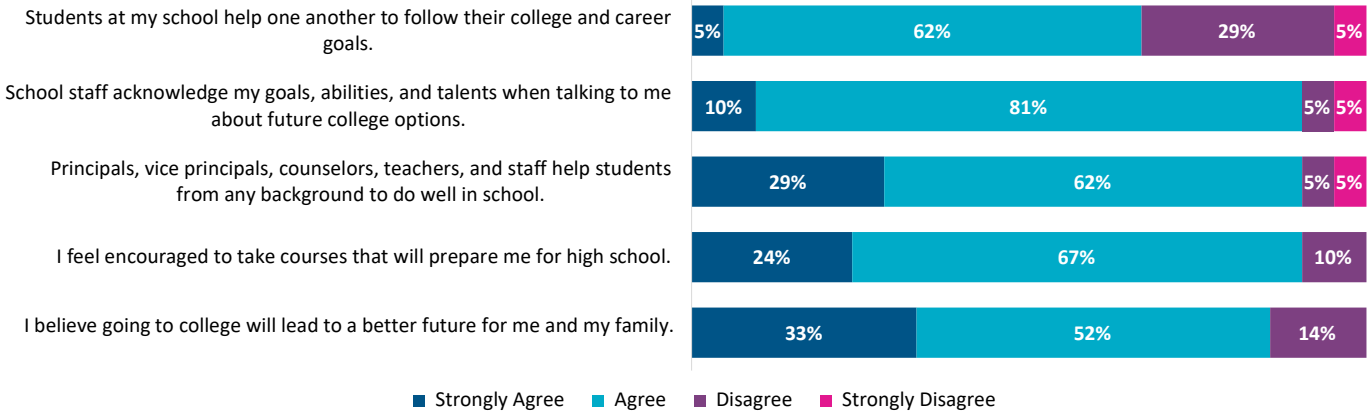


What is the main language you speak at home?



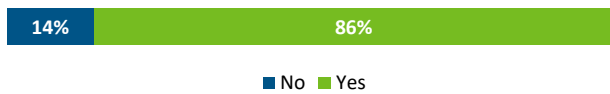
Section 2: About Your School

Please select how much you agree with the following statements about your school.

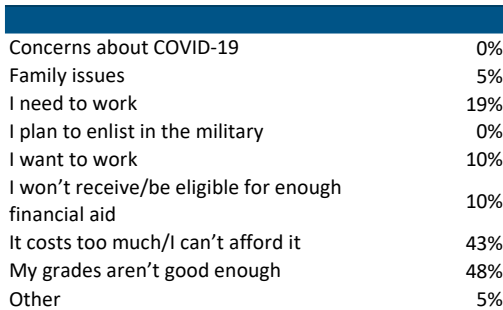


Section 3: Educational Goals and Aspirations

Do you plan to continue your education after high school?

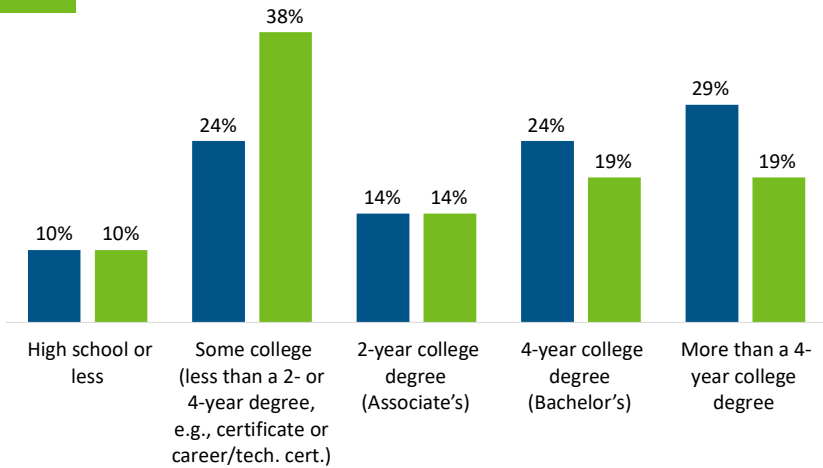


What, if anything, may prevent you from continuing your education after high school?*

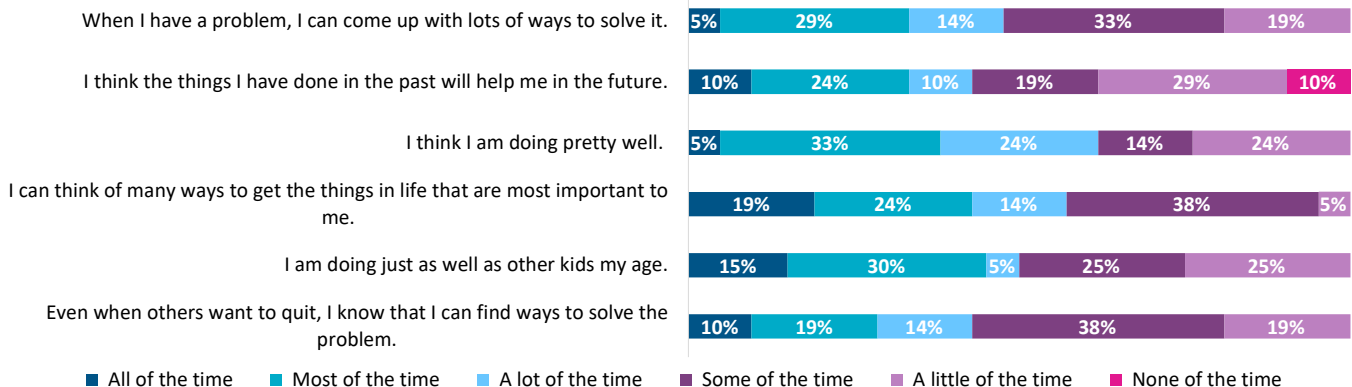


What is the highest level of education that you...

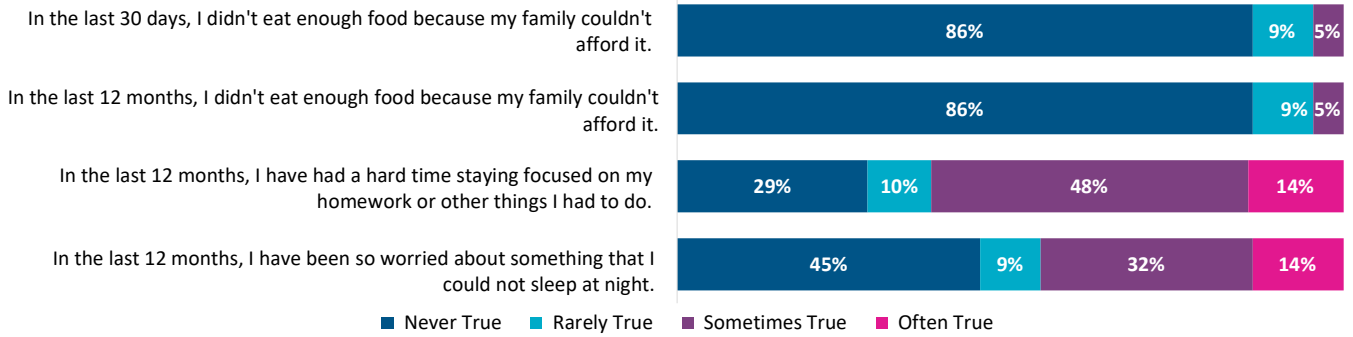
■ would like to get? ■ expect to get?



Please read the following sentences below and think about how you are in most situations.

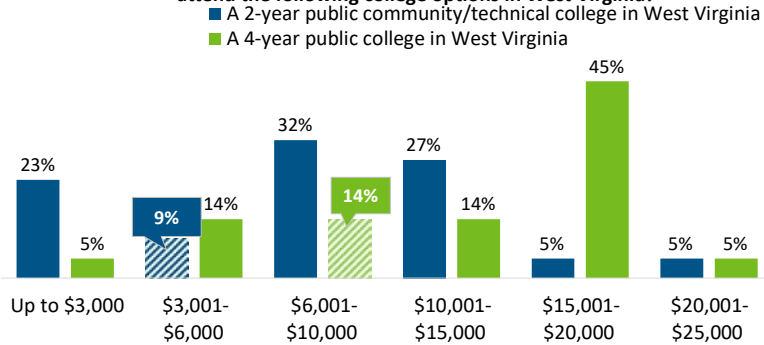


Please rate how much the following statements are true for you.

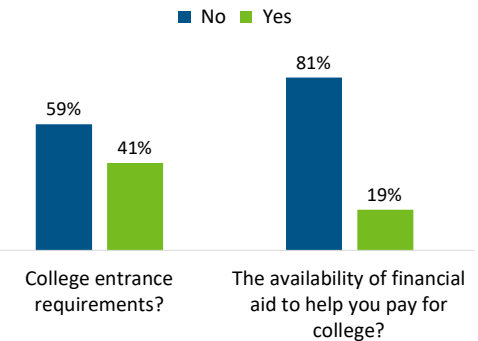


Section 4: College Knowledge and Awareness

On average, how much do you think it costs for one year of in-state tuition to attend the following college options in West Virginia?^

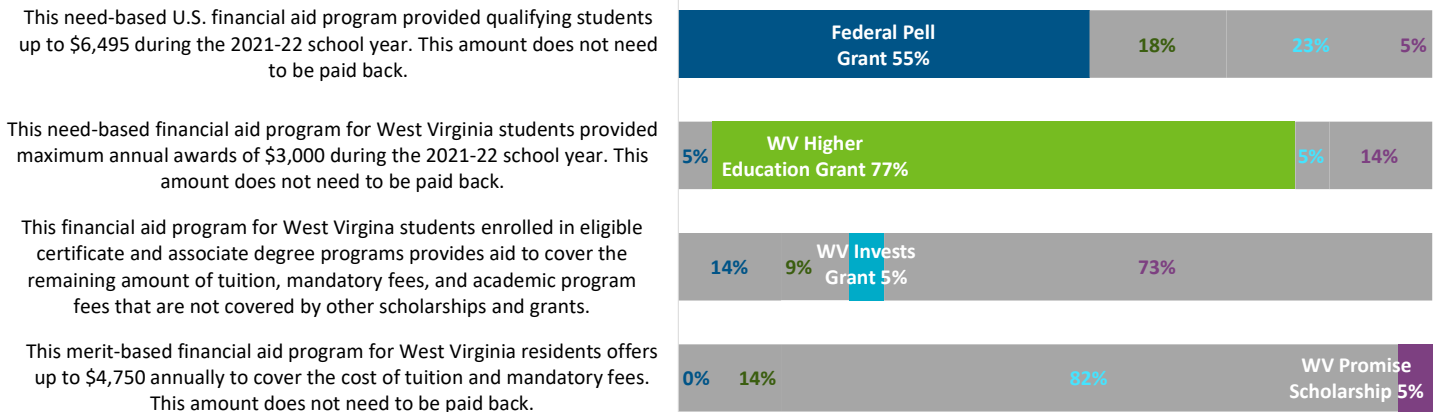


Has anyone from your school or GEAR UP ever spoken with you about...



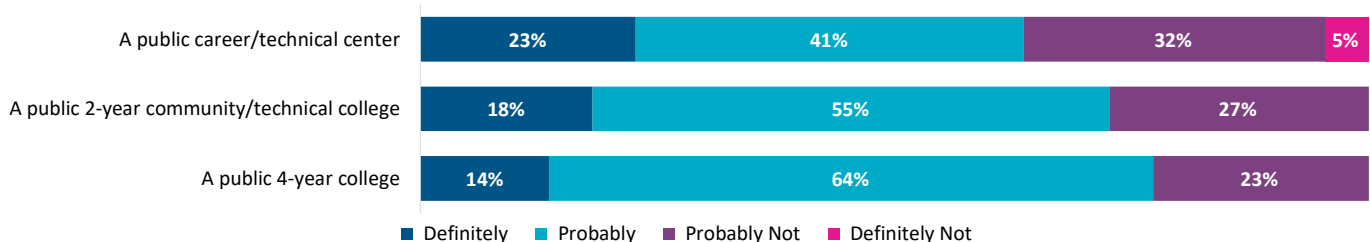
^The correct responses are indicated by pattern filled bar.

Financial aid programs available to West Virginia students^

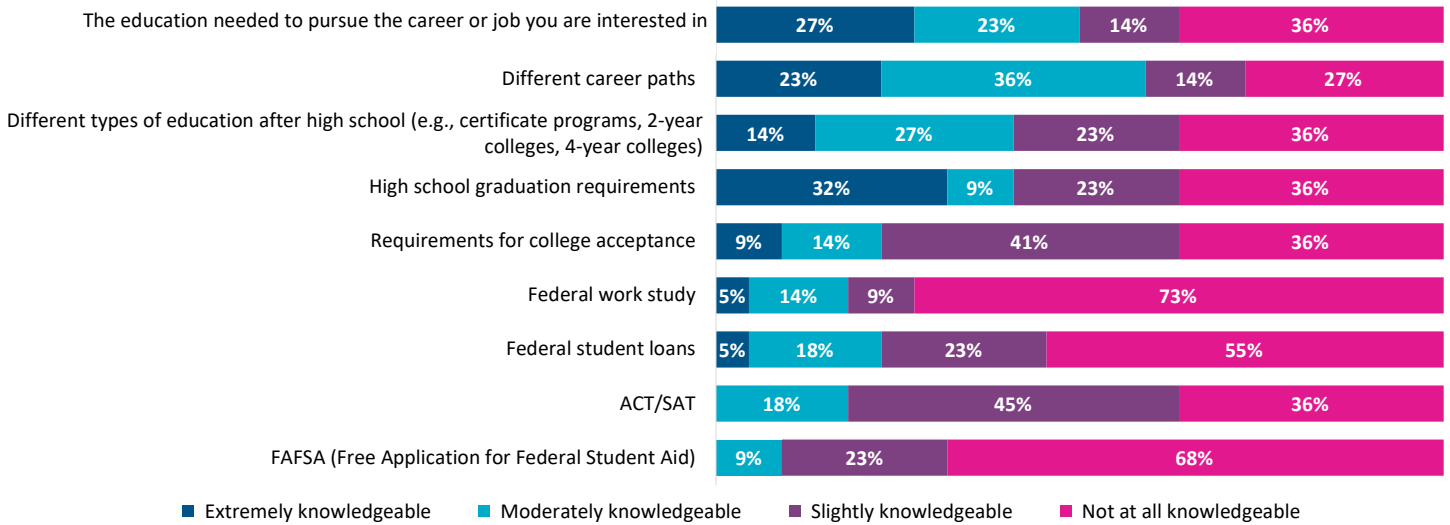


^The correct responses are indicated by filled bar.

Do you think that you could afford to attend one of the following types of colleges using financial aid, scholarships, and your family's resources?



Please rate your level of knowledge about the following topics.



Section 5: College and Career Activities and Services

Have you participated in any of the activities below? If you did attend, how helpful was the activity in preparing you for your future?[^]

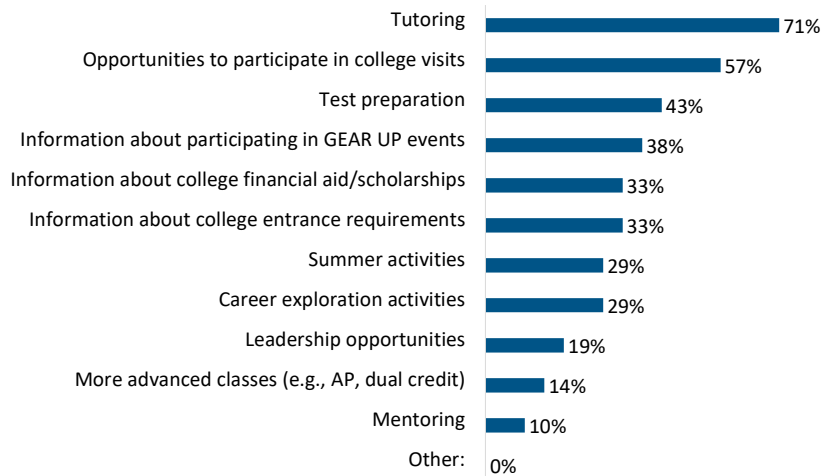
extent participant found each of the following activities helpful

non-participation status

	Extremely helpful	Moderately helpful	Slightly helpful	Not at all helpful	Number of participants	Not offered/does not apply	Offered, but I did not attend	Number of non-participants
College Application and Exploration Week	0%	67%	33%	0%	6	81%	19%	16
Activities related to science, technology, engineering, and mathematics (STEM)	0%	22%	67%	11%	9	77%	23%	13
Help with classes (for example, tutoring or homework help)	11%	22%	67%	0%	9	62%	38%	13
Financial literacy workshops (for example, Get a Life Program)	0%	50%	0%	50%	2	100%	0%	20
CFWV.com Web Portal	0%	0%	0%	100%	1	95%	5%	21
College campus visits (virtual)	0%	33%	33%	33%	3	100%	0%	19

[^]Blue column percentages are based on those respondents who indicated participation in an activity. Pink column percentages are based on those respondents who indicated they did not participate in an activity.

Which of the following do you need from your school or GEAR UP to help you be more successful in school and more prepared for college?*



School-Level Response Rates:

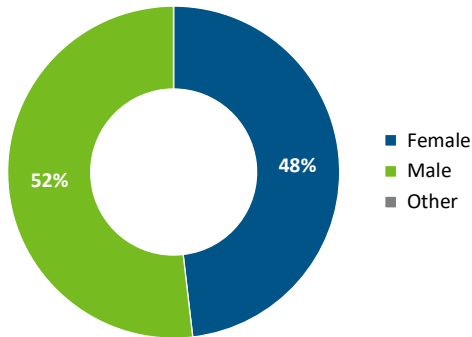
Total Enrollment	78
Surveys Received	53
Response Rate	68%

School Name: **Vinson Middle School**
 Survey Type: **Grade 7 Student Survey Report**

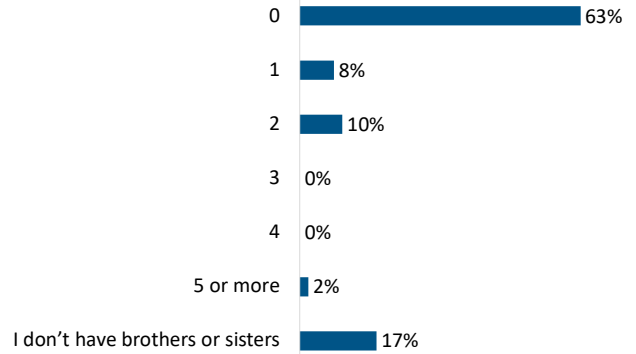
Notes: Throughout this report, all percentages are rounded to the nearest whole number; amounts lower than 0.5% are rounded down to 0%. An asterisk indicates a select all that apply question; amounts may exceed 100%.

Section 1: Background/Demographics

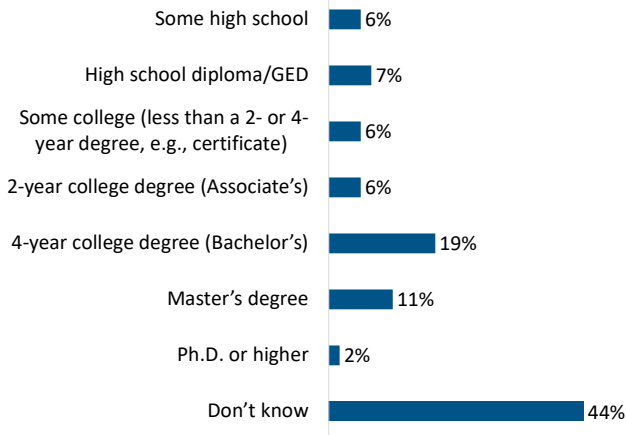
What is your gender?



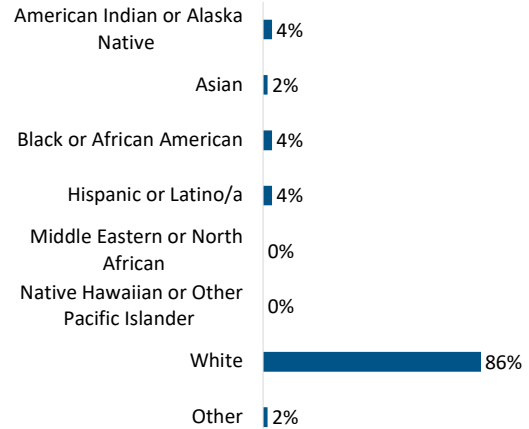
If you have brothers or sisters, how many have attended college in the past or are in college now?



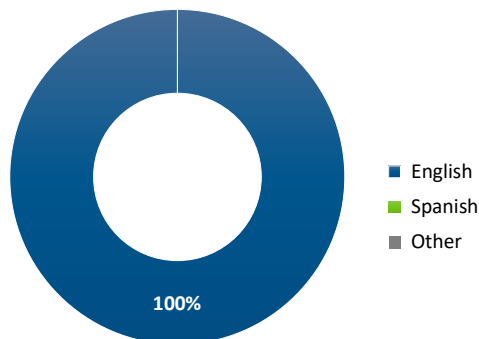
What is the highest level of education achieved by your parent(s)/guardian(s)?



What is your race/ethnicity?

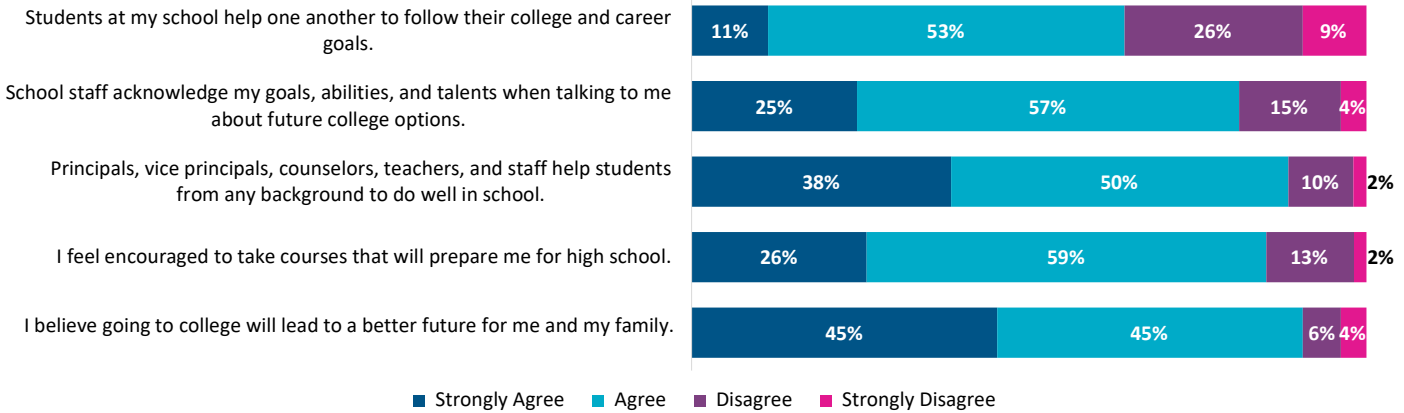


What is the main language you speak at home?



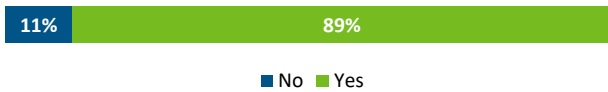
Section 2: About Your School

Please select how much you agree with the following statements about your school.



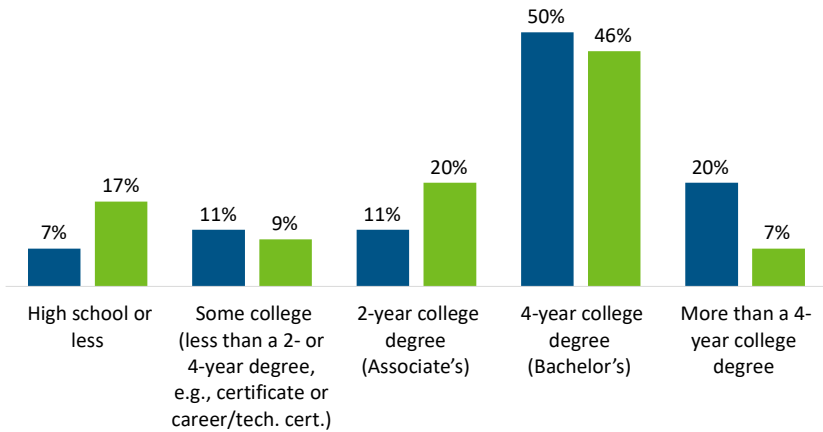
Section 3: Educational Goals and Aspirations

Do you plan to continue your education after high school?

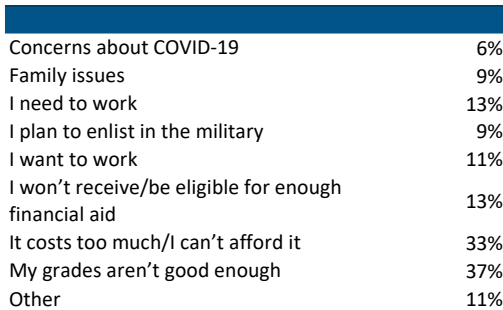


What is the highest level of education that you...

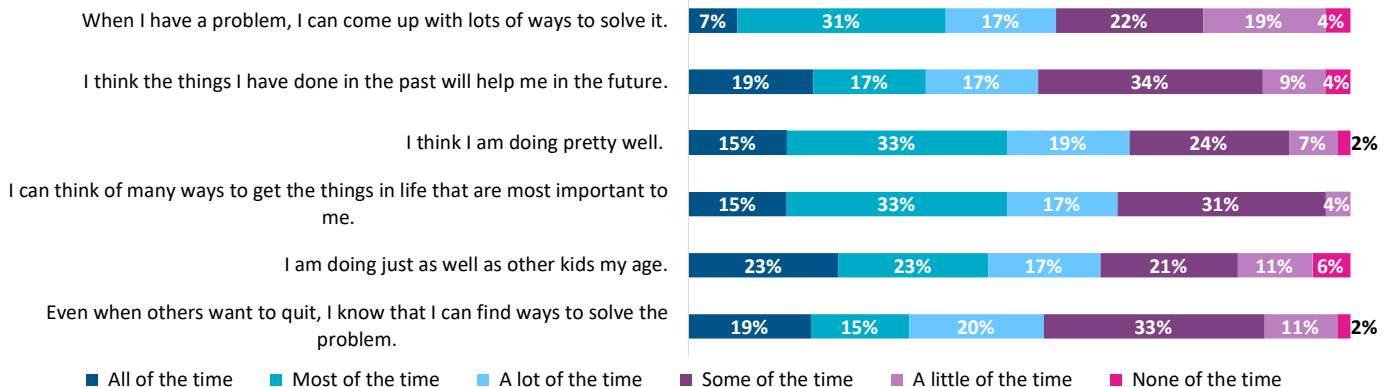
■ would like to get? ■ expect to get?



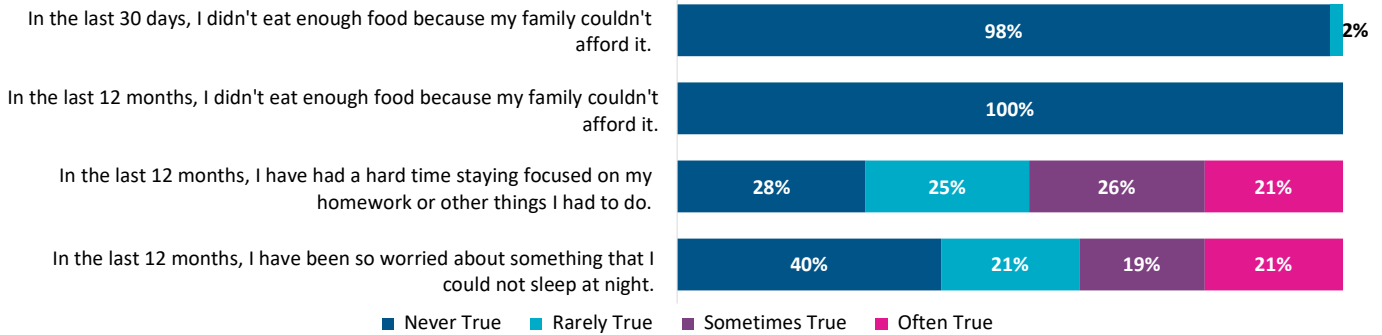
What, if anything, may prevent you from continuing your education after high school?*



Please read the following sentences below and think about how you are in most situations.

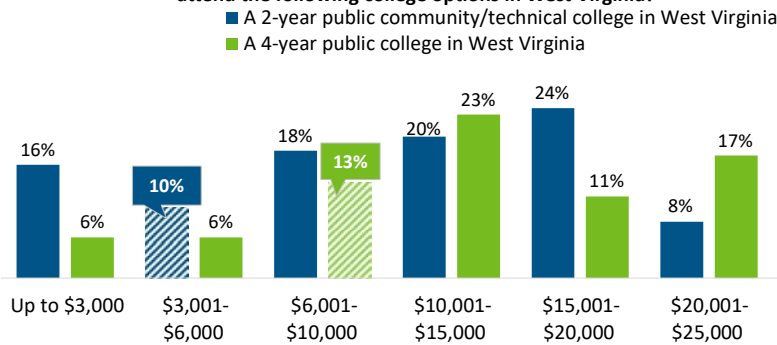


Please rate how much the following statements are true for you.

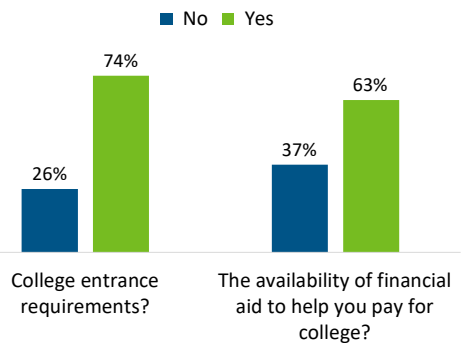


Section 4: College Knowledge and Awareness

On average, how much do you think it costs for one year of in-state tuition to attend the following college options in West Virginia?^

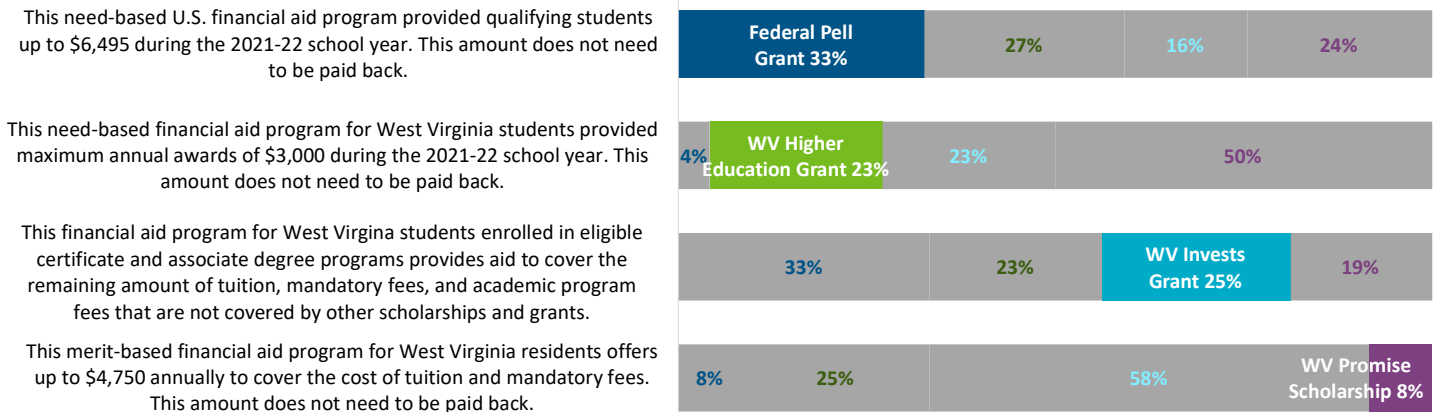


Has anyone from your school or GEAR UP ever spoken with you about...



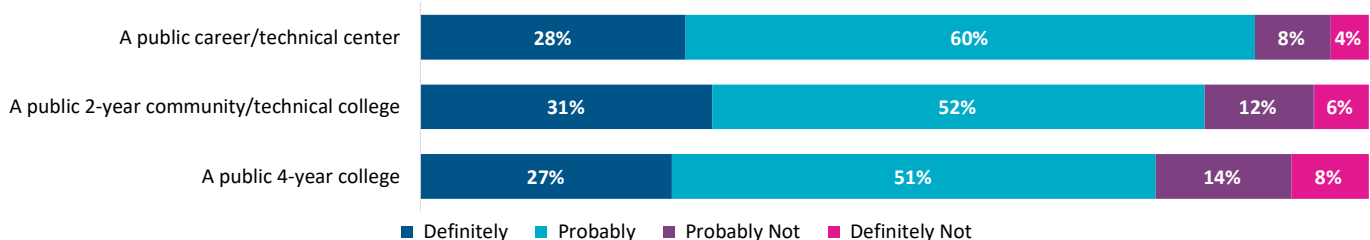
^The correct responses are indicated by pattern filled bar.

Financial aid programs available to West Virginia students^

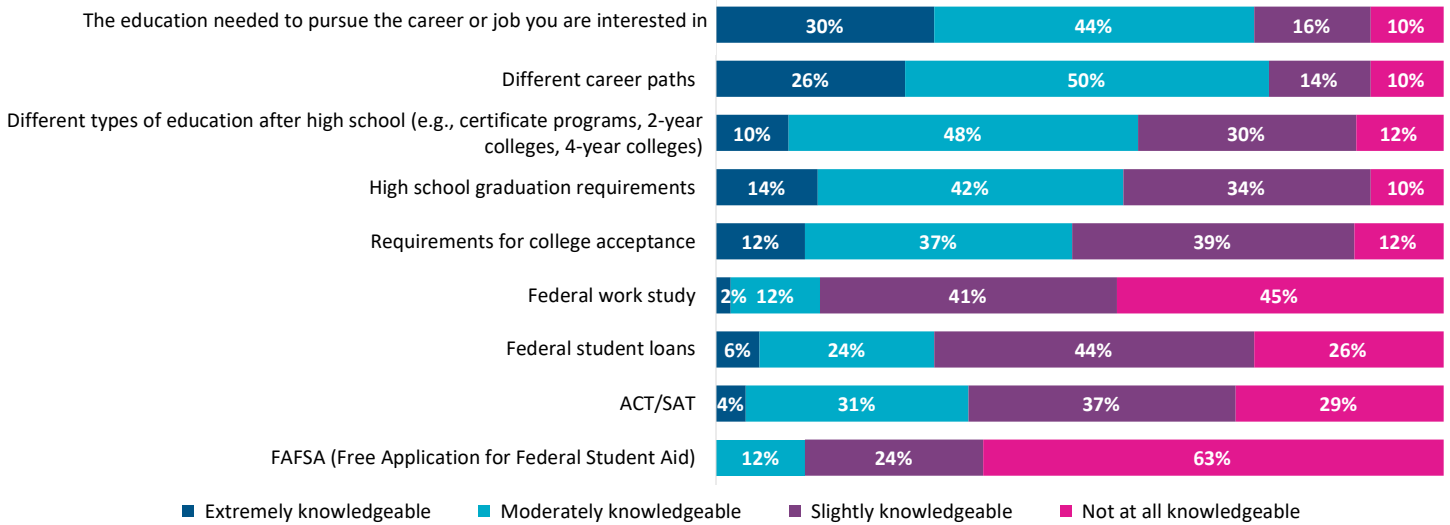


^The correct responses are indicated by filled bar.

Do you think that you could afford to attend one of the following types of colleges using financial aid, scholarships, and your family's resources?



Please rate your level of knowledge about the following topics.



Section 5: College and Career Activities and Services

Have you participated in any of the activities below? If you did attend, how helpful was the activity in preparing you for your future?[^]

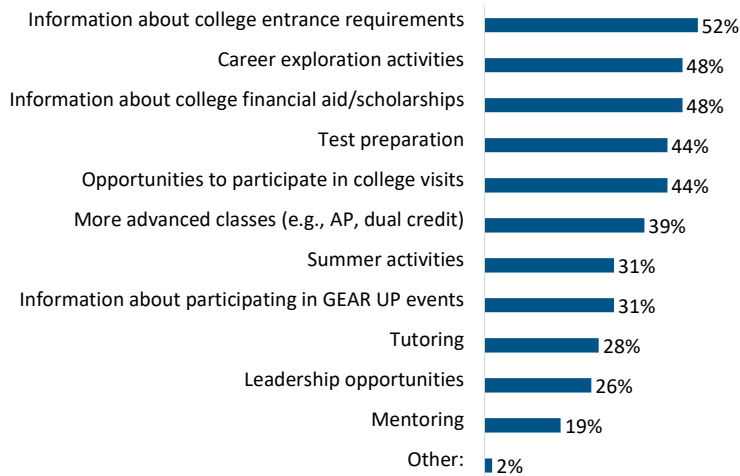
extent participant found each of the following activities helpful

non-participation status

	Extremely helpful	Moderately helpful	Slightly helpful	Not at all helpful	Number of participants	Not offered/does not apply	Offered, but I did not attend	Number of non-participants
College Application and Exploration Week	17%	17%	50%	17%	6	84%	16%	43
Activities related to science, technology, engineering, and mathematics (STEM)	13%	39%	39%	10%	31	60%	40%	20
Help with classes (for example, tutoring or homework help)	17%	33%	42%	8%	24	59%	41%	27
Financial literacy workshops (for example, Get a Life Program)	10%	30%	40%	20%	10	97%	3%	39
CFWV.com Web Portal	15%	30%	52%	4%	27	83%	17%	24
College campus visits (virtual)	8%	31%	46%	15%	13	89%	11%	37

[^]Blue column percentages are based on those respondents who indicated participation in an activity. Pink column percentages are based on those respondents who indicated they did not participate in an activity.

Which of the following do you need from your school or GEAR UP to help you be more successful in school and more prepared for college?*



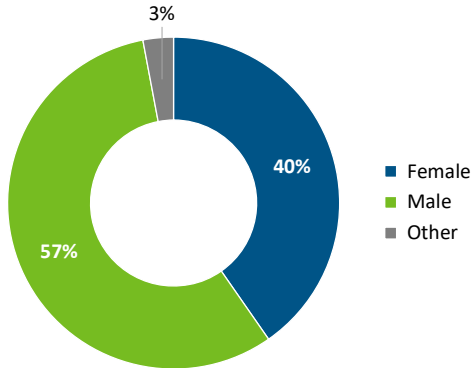
School-Level Response Rates:	
Total Enrollment	73
Surveys Received	68
Response Rate	93%

School Name: **Wahama Jr/Sr High School**
 Survey Type: **Grade 7 Student Survey Report**

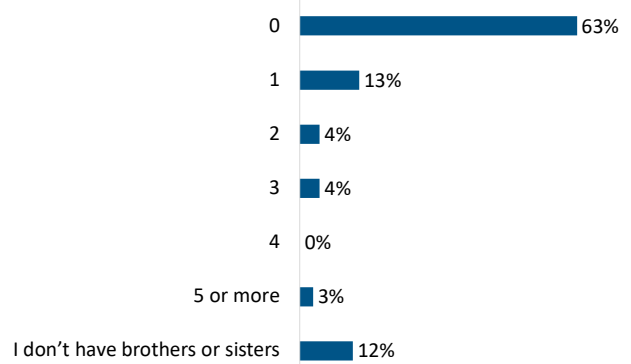
Notes: Throughout this report, all percentages are rounded to the nearest whole number; amounts lower than 0.5% are rounded down to 0%. An asterisk indicates a select all that apply question; amounts may exceed 100%.

Section 1: Background/Demographics


What is your gender?



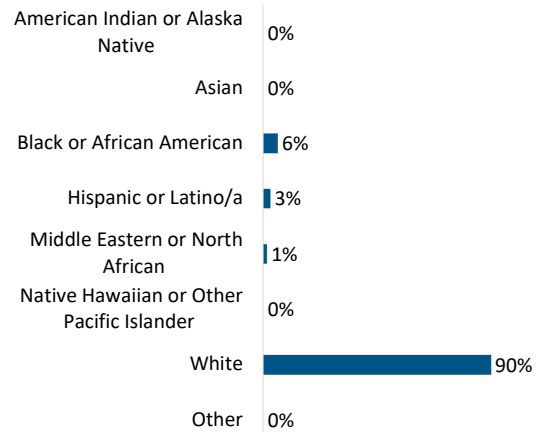
If you have brothers or sisters, how many have attended college in the past or are in college now?



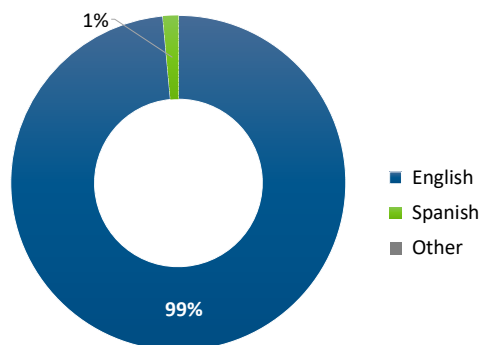
What is the highest level of education achieved by your parent(s)/guardian(s)?



What is your race/ethnicity?

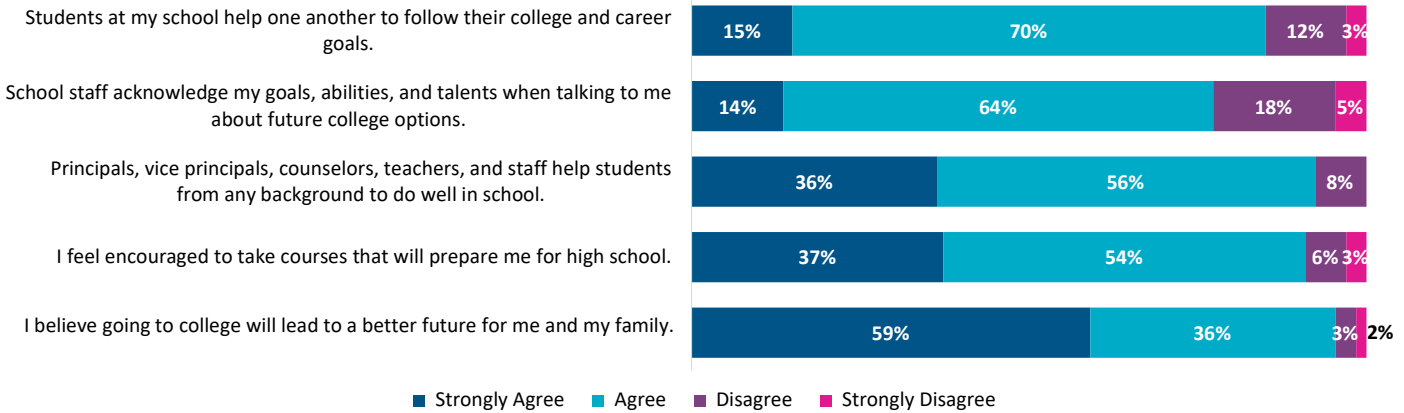


What is the main language you speak at home?



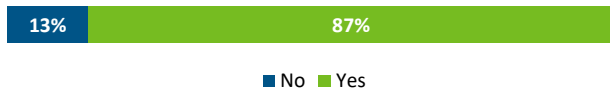
Section 2: About Your School

Please select how much you agree with the following statements about your school.



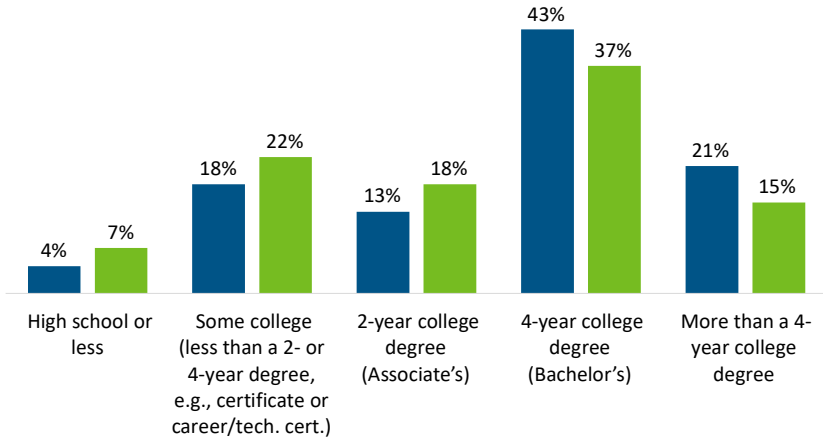
Section 3: Educational Goals and Aspirations

Do you plan to continue your education after high school?

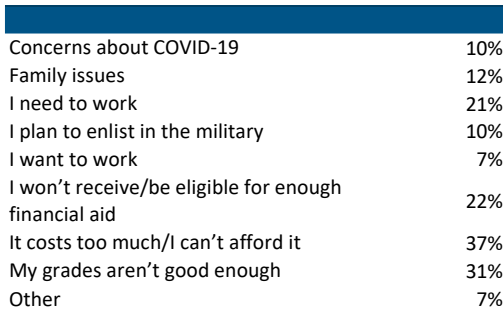


What is the highest level of education that you...

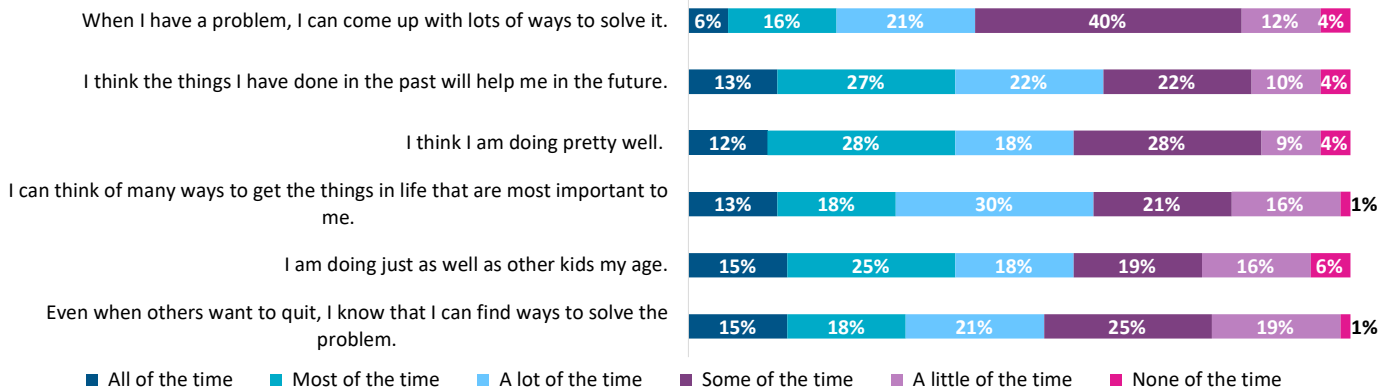
■ would like to get? ■ expect to get?



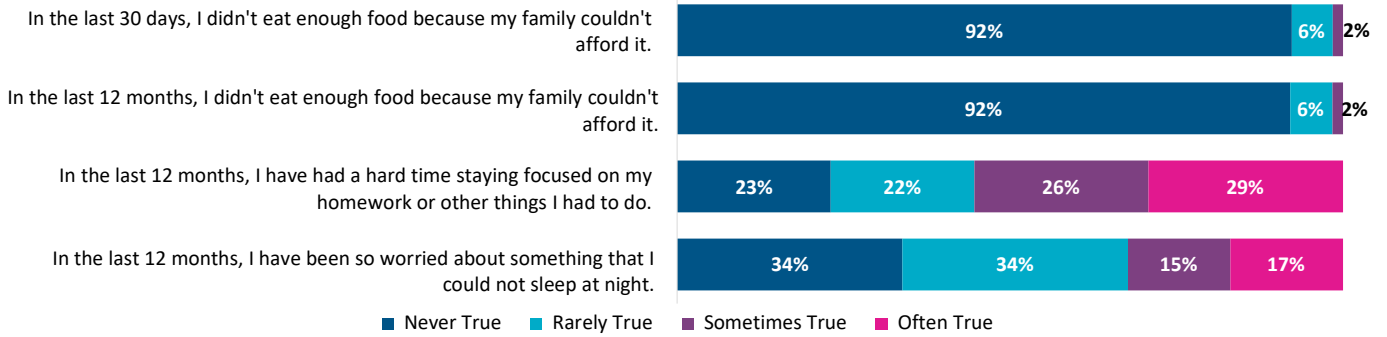
What, if anything, may prevent you from continuing your education after high school?*



Please read the following sentences below and think about how you are in most situations.

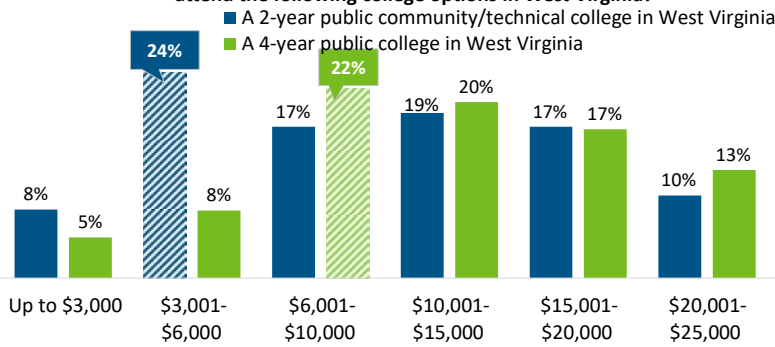


Please rate how much the following statements are true for you.

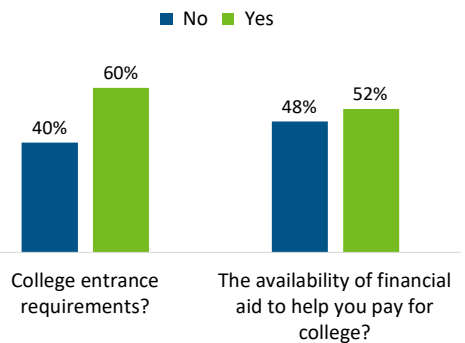


Section 4: College Knowledge and Awareness

On average, how much do you think it costs for one year of in-state tuition to attend the following college options in West Virginia?^

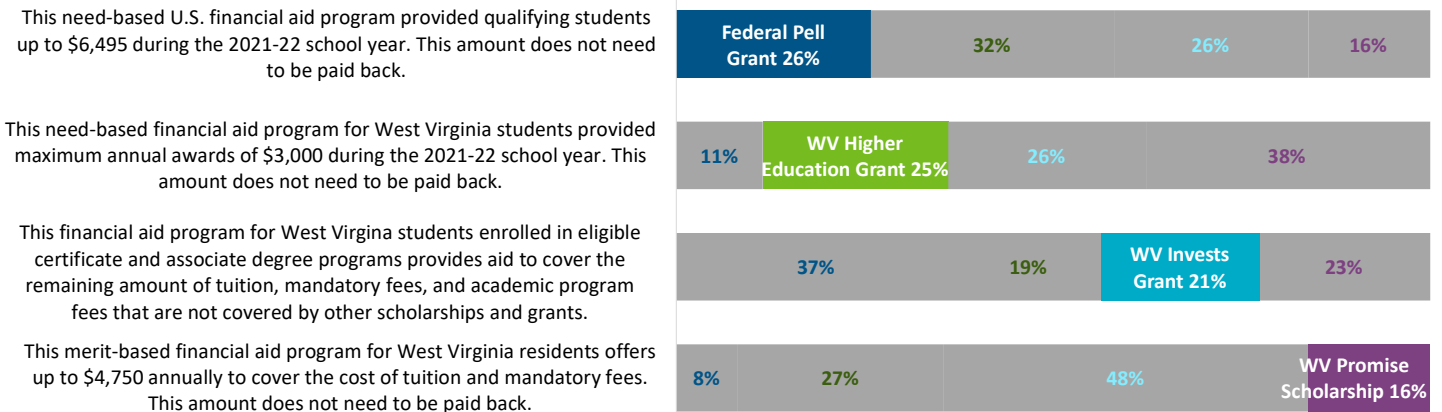


Has anyone from your school or GEAR UP ever spoken with you about...



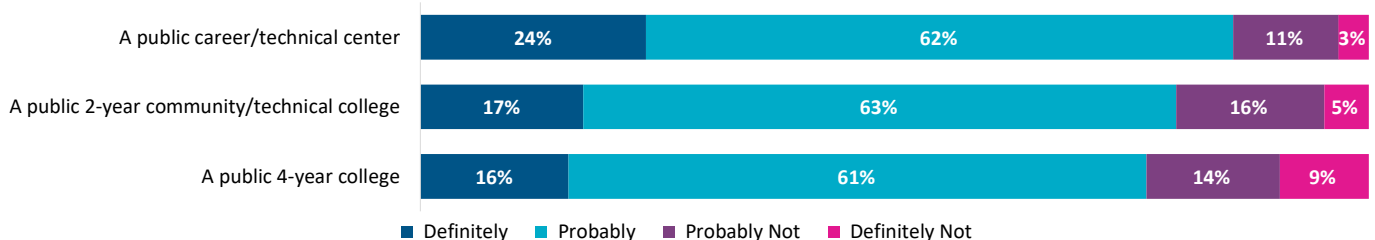
^The correct responses are indicated by pattern filled bar.

Financial aid programs available to West Virginia students^

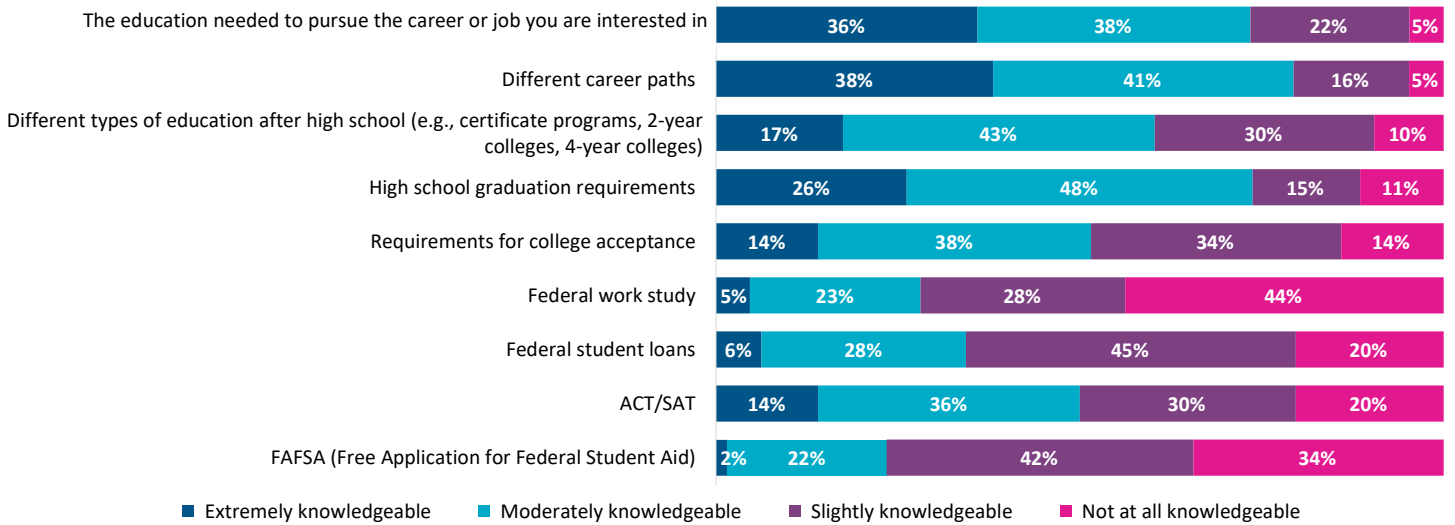


^The correct responses are indicated by filled bar.

Do you think that you could afford to attend one of the following types of colleges using financial aid, scholarships, and your family's resources?



Please rate your level of knowledge about the following topics.



Section 5: College and Career Activities and Services

Have you participated in any of the activities below? If you did attend, how helpful was the activity in preparing you for your future?[^]

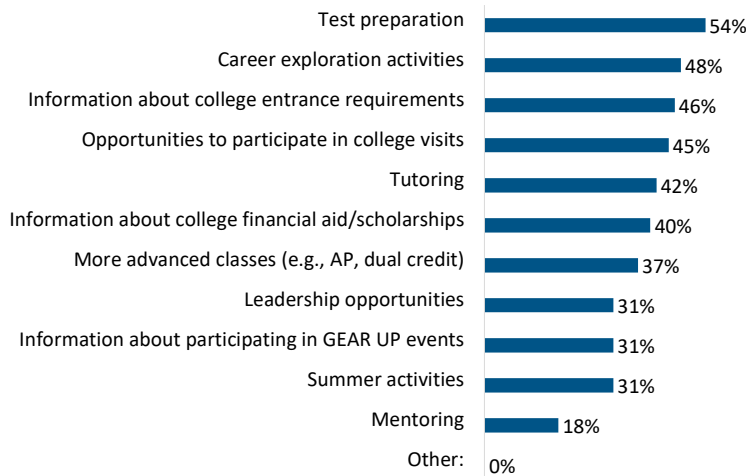
extent participant found each of the following activities helpful

non-participation status

	Extremely helpful	Moderately helpful	Slightly helpful	Not at all helpful	Number of participants	Not offered/does not apply	Offered, but I did not attend	Number of non-participants
College Application and Exploration Week	21%	21%	54%	4%	24	97%	3%	39
Activities related to science, technology, engineering, and mathematics (STEM)	26%	21%	44%	9%	34	83%	17%	29
Help with classes (for example, tutoring or homework help)	39%	23%	32%	6%	31	53%	47%	32
Financial literacy workshops (for example, Get a Life Program)	10%	25%	45%	20%	20	79%	21%	42
CFWV.com Web Portal	5%	26%	42%	26%	19	95%	5%	42
College campus visits (virtual)	17%	36%	39%	8%	36	85%	15%	27

[^]Blue column percentages are based on those respondents who indicated participation in an activity. Pink column percentages are based on those respondents who indicated they did not participate in an activity.

Which of the following do you need from your school or GEAR UP to help you be more successful in school and more prepared for college?*



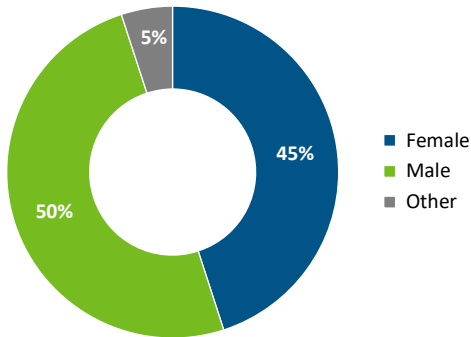
School-Level Response Rates:	
Total Enrollment	21
Surveys Received	23
Response Rate	110%

School Name: **Walton Elementary/Middle School**
 Survey Type: **Grade 7 Student Survey Report**

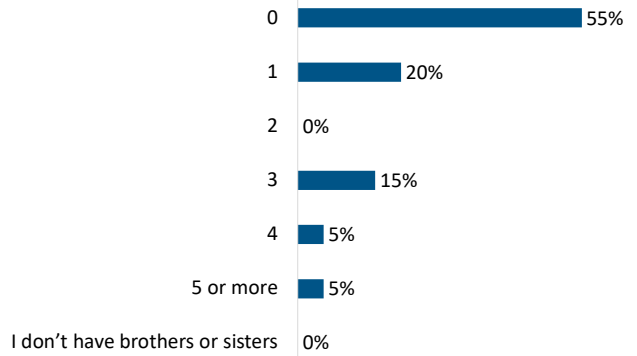
Notes: Throughout this report, all percentages are rounded to the nearest whole number; amounts lower than 0.5% are rounded down to 0%. An asterisk indicates a select all that apply question; amounts may exceed 100%.

Section 1: Background/Demographics

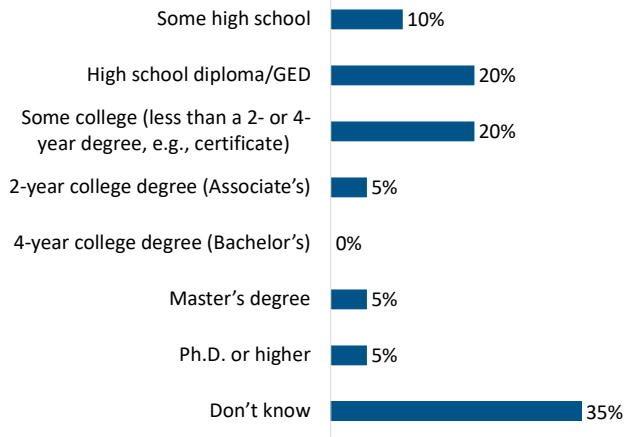
What is your gender?



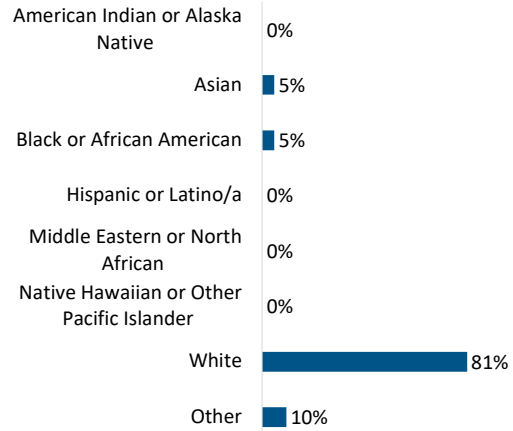
If you have brothers or sisters, how many have attended college in the past or are in college now?



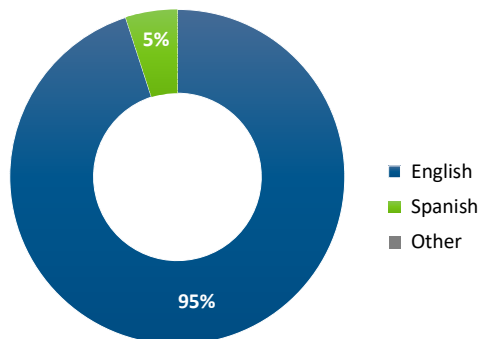
What is the highest level of education achieved by your parent(s)/guardian(s)?



What is your race/ethnicity?

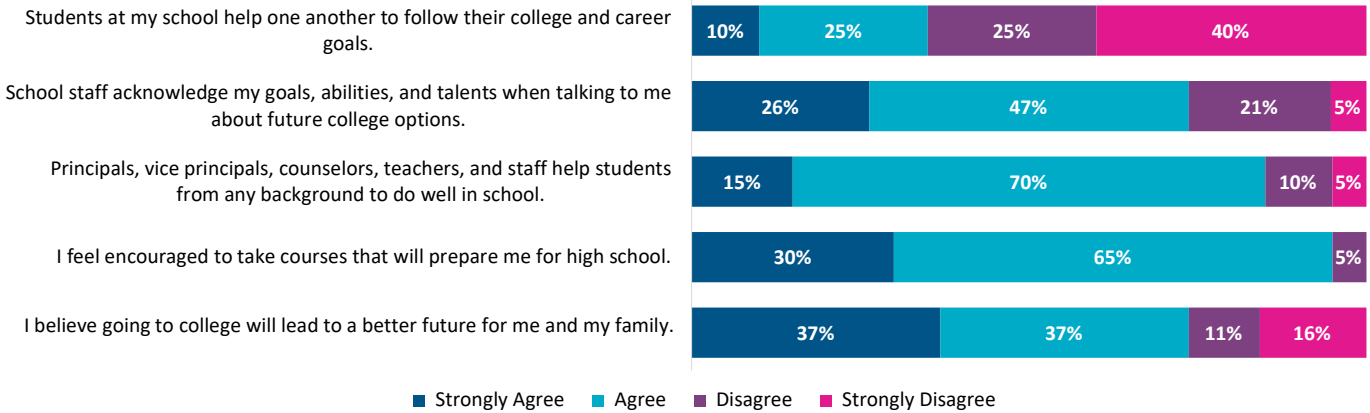


What is the main language you speak at home?



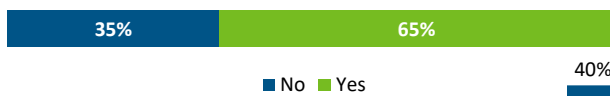
Section 2: About Your School

Please select how much you agree with the following statements about your school.



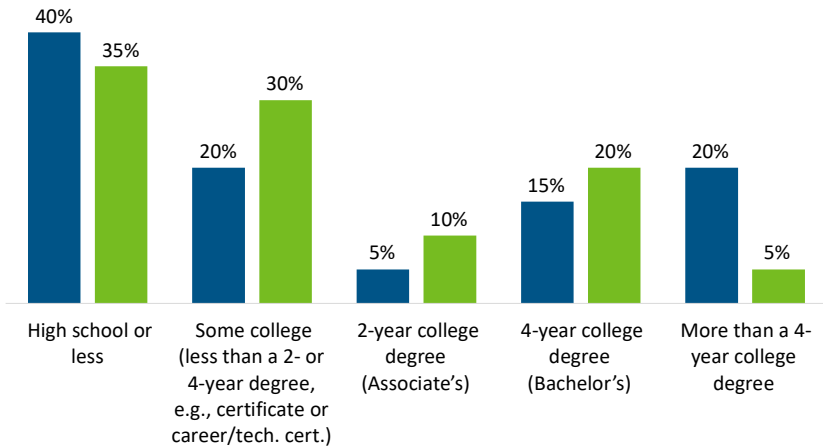
Section 3: Educational Goals and Aspirations

Do you plan to continue your education after high school?

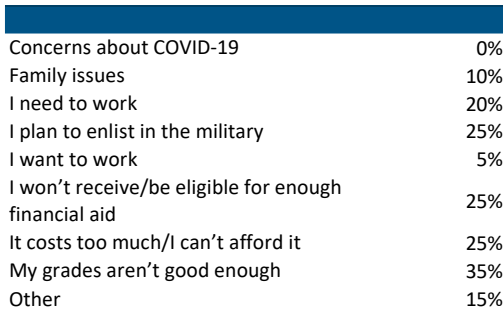


What is the highest level of education that you...

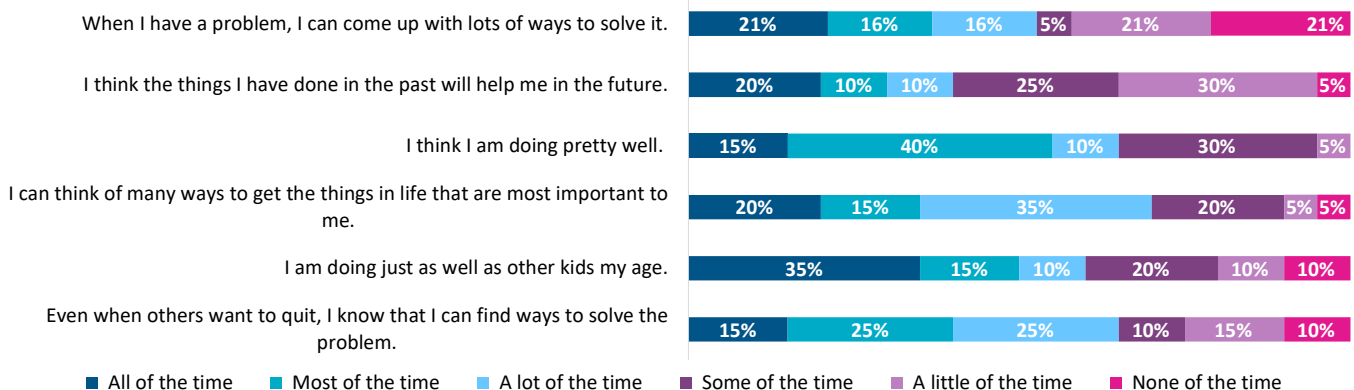
■ would like to get? ■ expect to get?



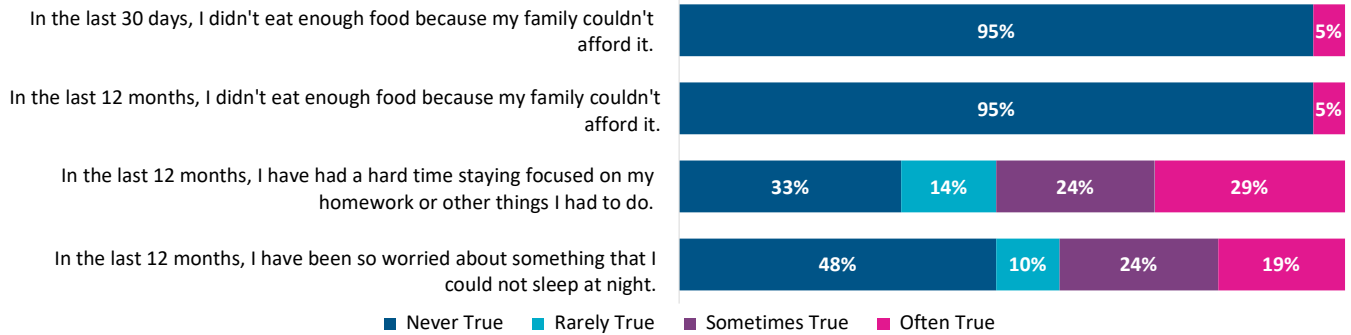
What, if anything, may prevent you from continuing your education after high school?*



Please read the following sentences below and think about how you are in most situations.

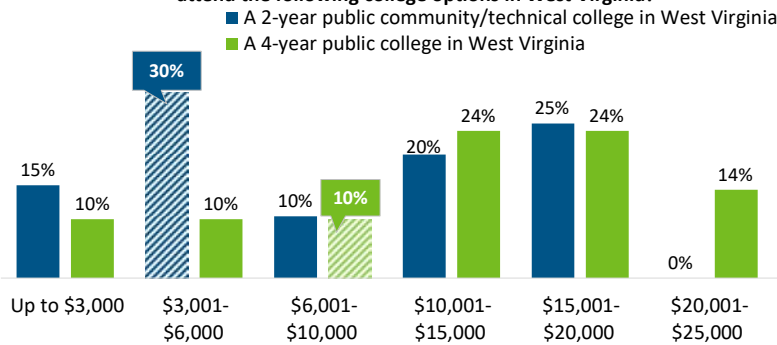


Please rate how much the following statements are true for you.



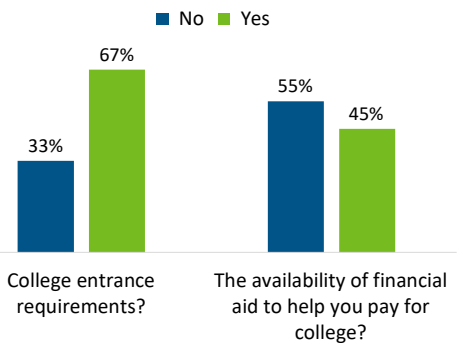
Section 4: College Knowledge and Awareness

On average, how much do you think it costs for one year of in-state tuition to attend the following college options in West Virginia?^

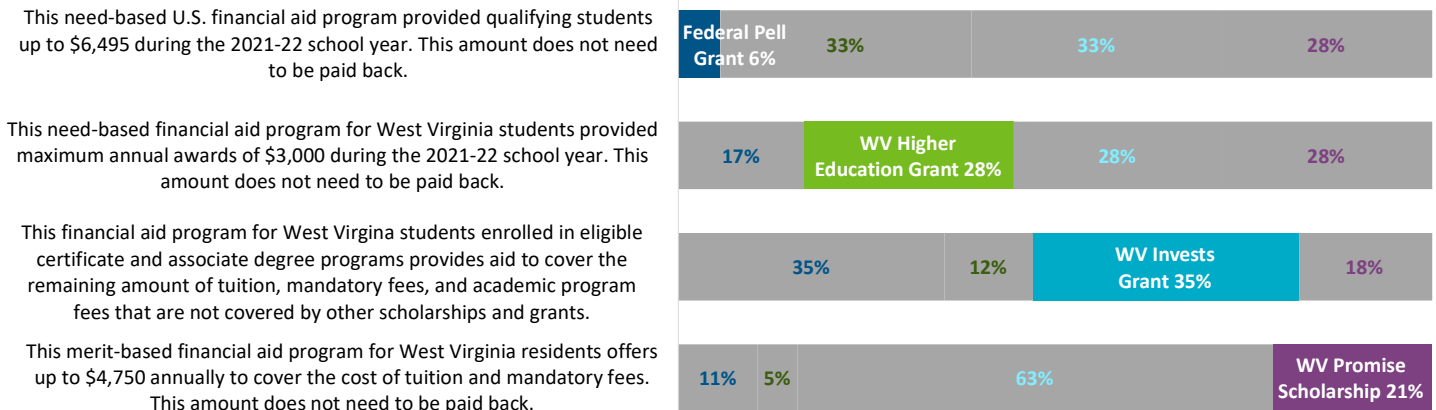


^The correct responses are indicated by pattern filled bar.

Has anyone from your school or GEAR UP ever spoken with you about...

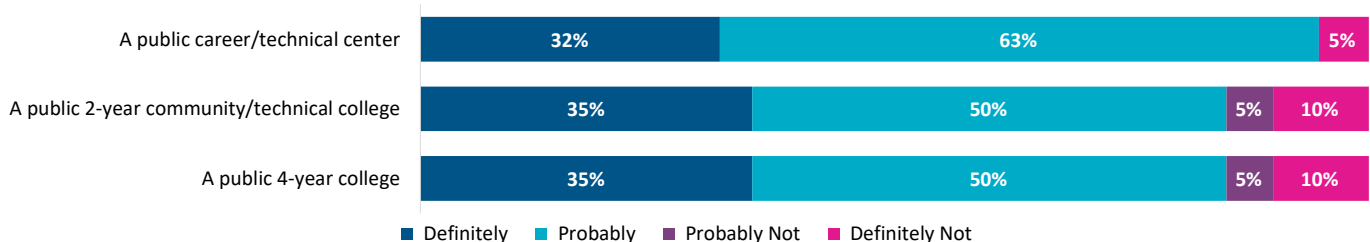


Financial aid programs available to West Virginia students^

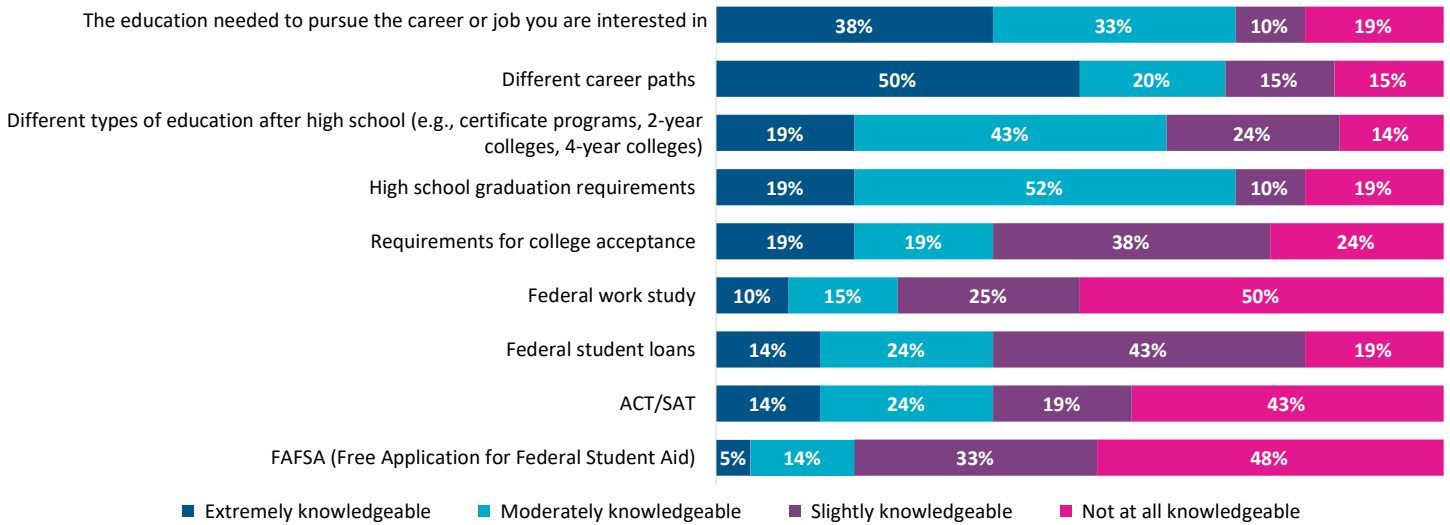


^The correct responses are indicated by filled bar.

Do you think that you could afford to attend one of the following types of colleges using financial aid, scholarships, and your family's resources?



Please rate your level of knowledge about the following topics.



Section 5: College and Career Activities and Services

Have you participated in any of the activities below? If you did attend, how helpful was the activity in preparing you for your future?[^]

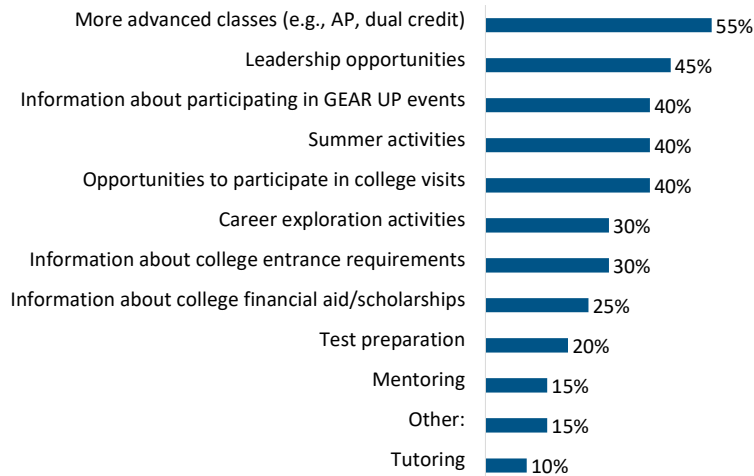
extent participant found each of the following activities helpful

non-participation status

	Extremely helpful	Moderately helpful	Slightly helpful	Not at all helpful	Number of participants	Not offered/does not apply	Offered, but I did not attend	Number of non-participants
College Application and Exploration Week	40%	40%	20%	0%	5	93%	7%	14
Activities related to science, technology, engineering, and mathematics (STEM)	14%	0%	71%	14%	7	100%	0%	13
Help with classes (for example, tutoring or homework help)	40%	20%	20%	20%	5	80%	20%	15
Financial literacy workshops (for example, Get a Life Program)	20%	0%	60%	20%	5	100%	0%	15
CFWV.com Web Portal	44%	11%	33%	11%	9	91%	9%	11
College campus visits (virtual)	33%	33%	33%	0%	6	100%	0%	14

[^]Blue column percentages are based on those respondents who indicated participation in an activity. Pink column percentages are based on those respondents who indicated they did not participate in an activity.

Which of the following do you need from your school or GEAR UP to help you be more successful in school and more prepared for college?*



School-Level Response Rates:

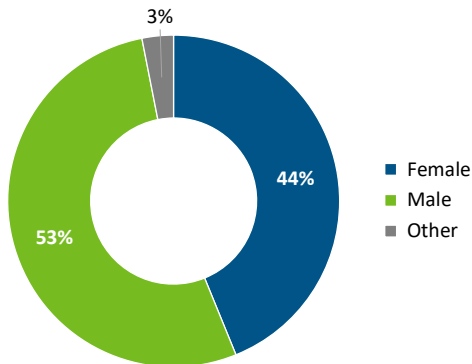
Total Enrollment	126
Surveys Received	103
Response Rate	82%

School Name: **Wayne Middle School**
 Survey Type: **Grade 7 Student Survey Report**

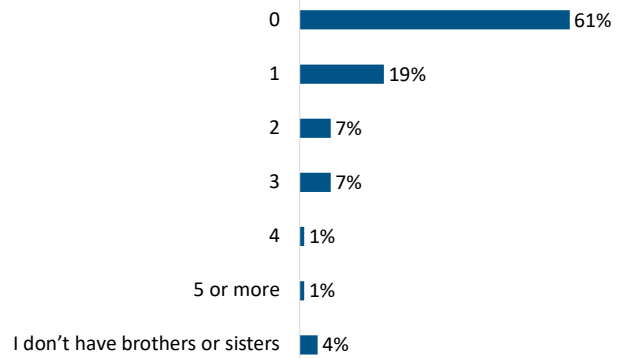
Notes: Throughout this report, all percentages are rounded to the nearest whole number; amounts lower than 0.5% are rounded down to 0%. An asterisk indicates a select all that apply question; amounts may exceed 100%.

Section 1: Background/Demographics


What is your gender?



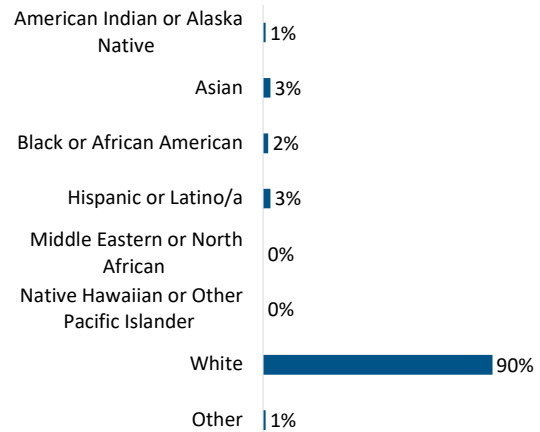
If you have brothers or sisters, how many have attended college in the past or are in college now?



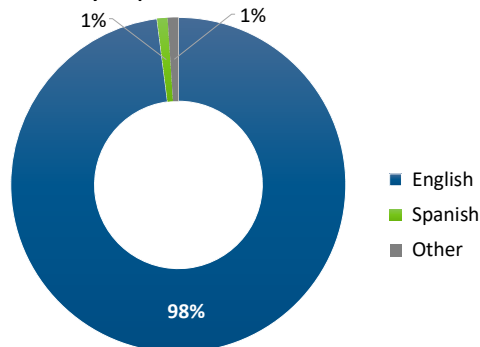
What is the highest level of education achieved by your parent(s)/guardian(s)?



What is your race/ethnicity?

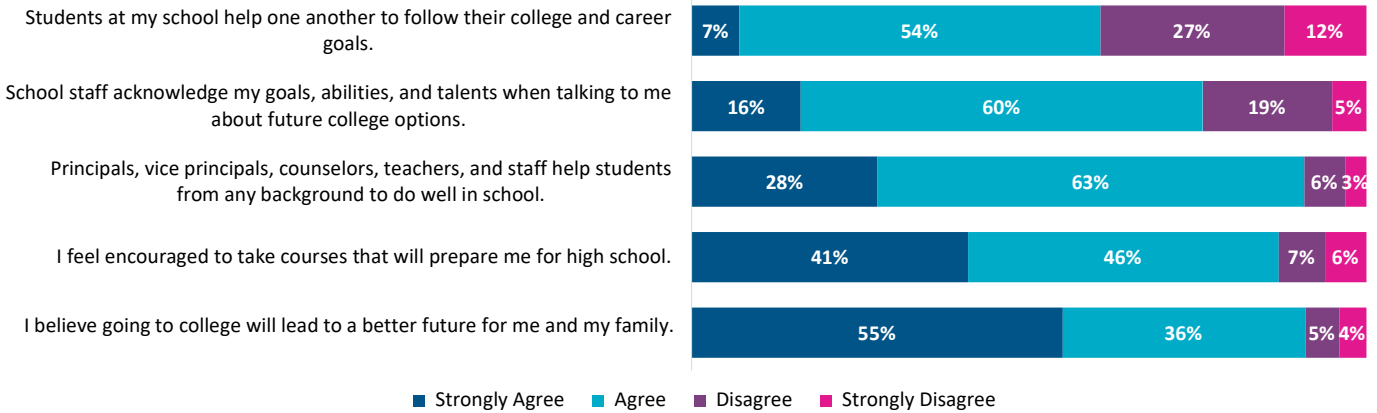


What is the main language you speak at home?



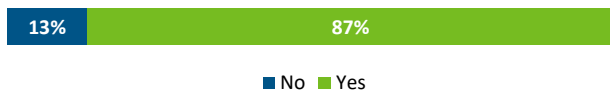
Section 2: About Your School

Please select how much you agree with the following statements about your school.



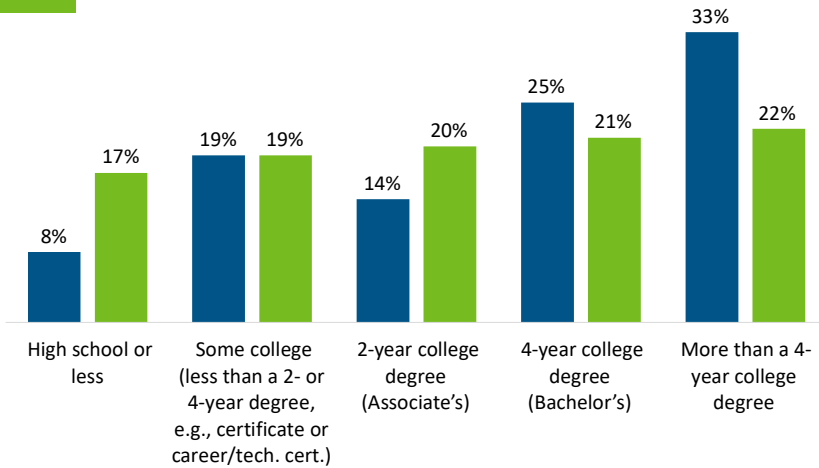
Section 3: Educational Goals and Aspirations

Do you plan to continue your education after high school?

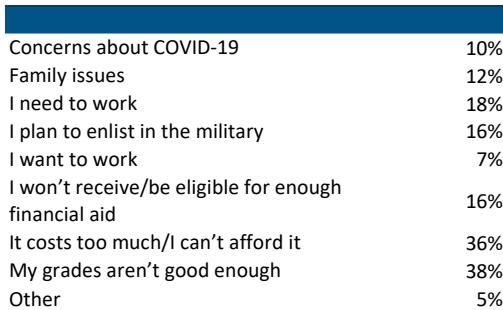


What is the highest level of education that you...

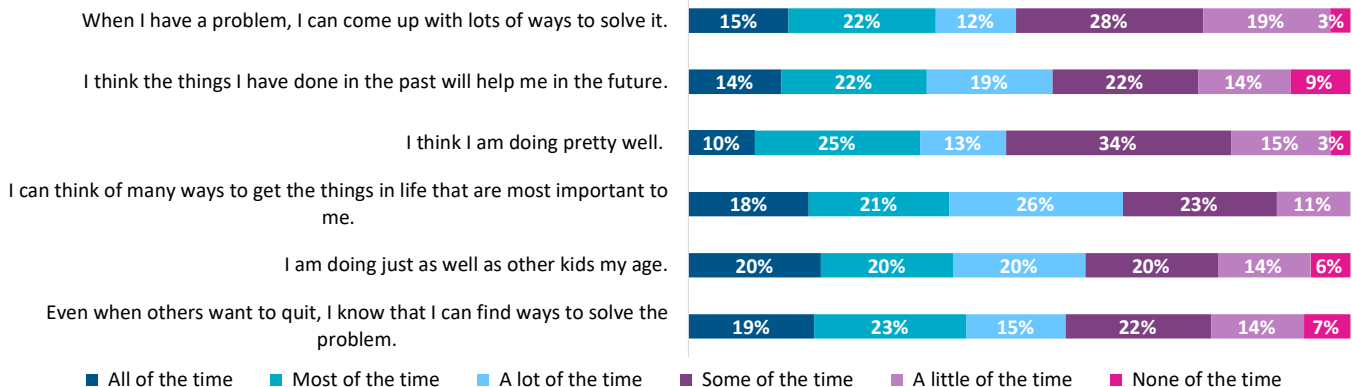
■ would like to get? ■ expect to get?



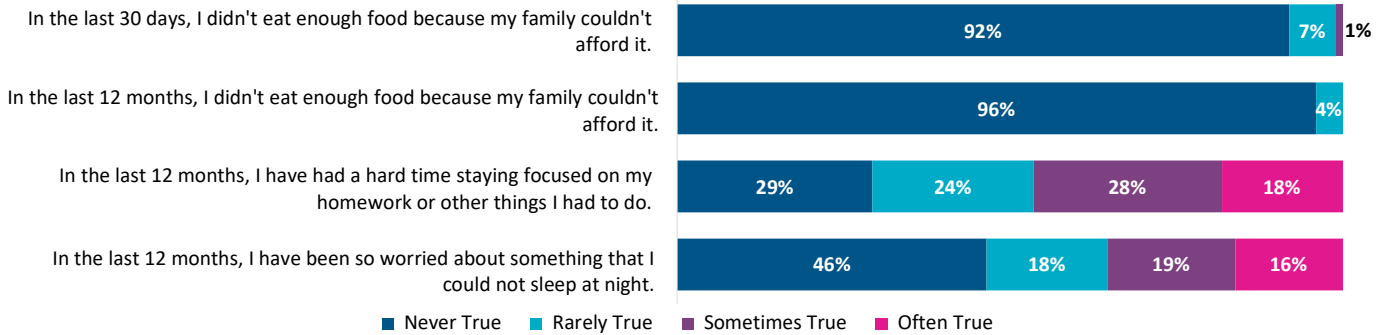
What, if anything, may prevent you from continuing your education after high school?*



Please read the following sentences below and think about how you are in most situations.

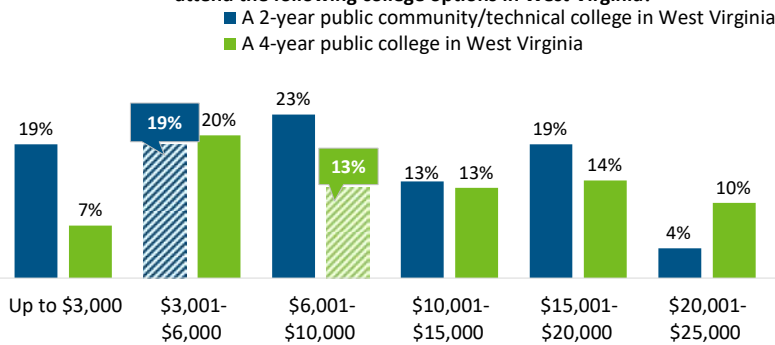


Please rate how much the following statements are true for you.

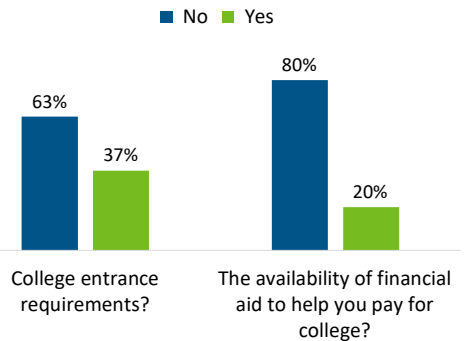


Section 4: College Knowledge and Awareness

On average, how much do you think it costs for one year of in-state tuition to attend the following college options in West Virginia?^

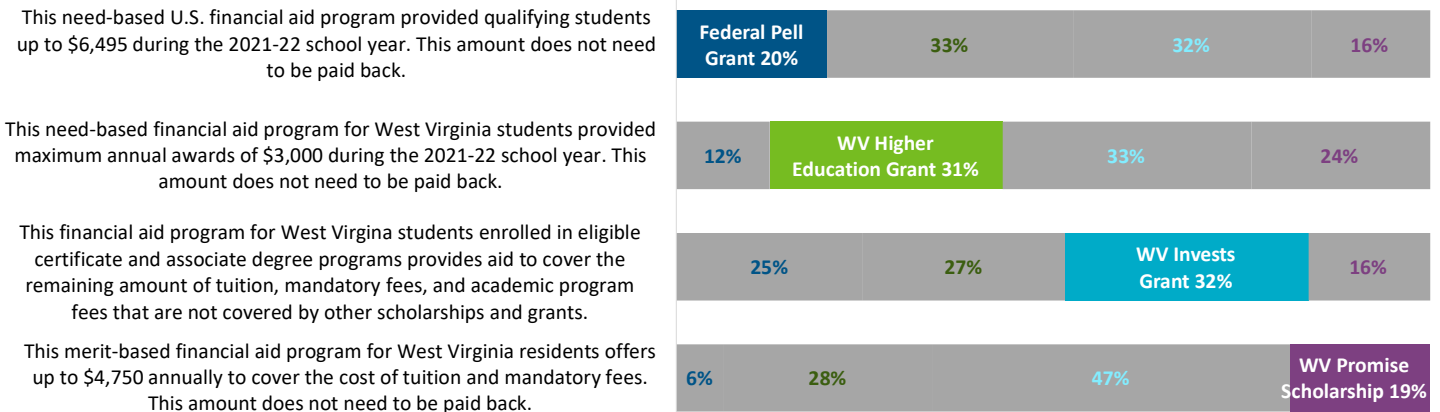


Has anyone from your school or GEAR UP ever spoken with you about...



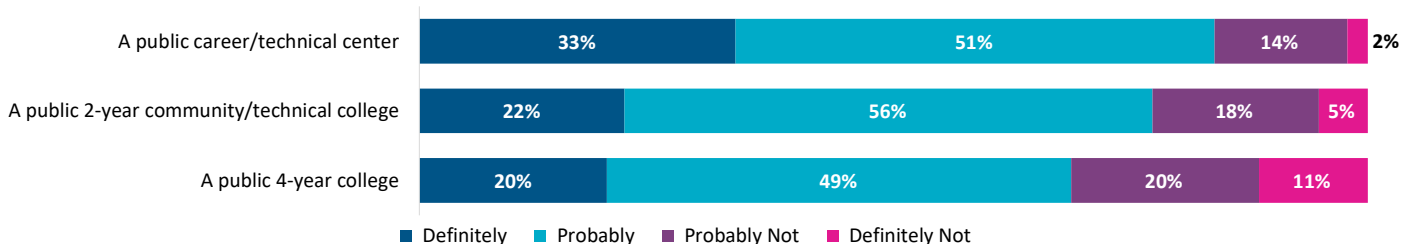
^The correct responses are indicated by pattern filled bar.

Financial aid programs available to West Virginia students^

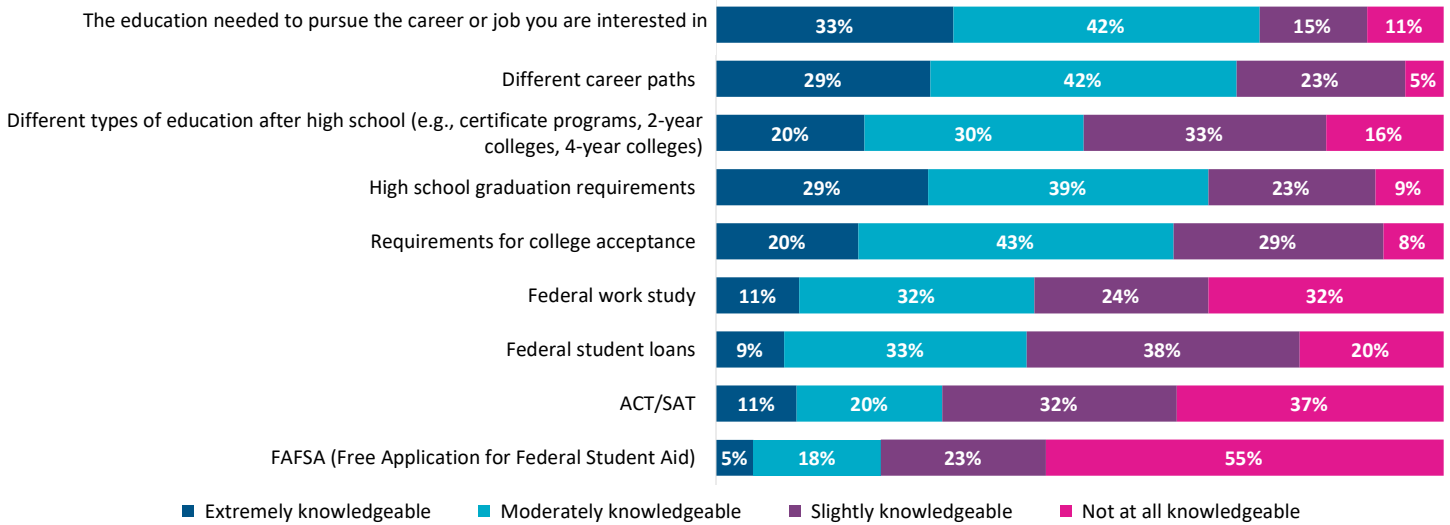


^The correct responses are indicated by filled bar.

Do you think that you could afford to attend one of the following types of colleges using financial aid, scholarships, and your family's resources?



Please rate your level of knowledge about the following topics.



Section 5: College and Career Activities and Services

Have you participated in any of the activities below? If you did attend, how helpful was the activity in preparing you for your future?[^]

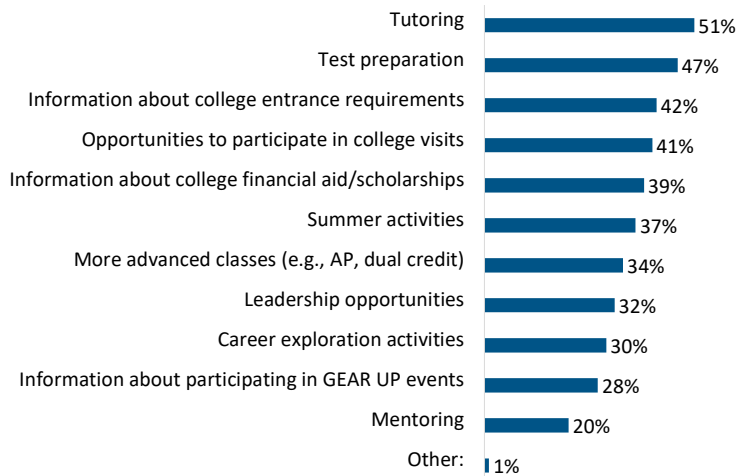
extent participant found each of the following activities helpful

non-participation status

	Extremely helpful	Moderately helpful	Slightly helpful	Not at all helpful	Number of participants	Not offered/does not apply	Offered, but I did not attend	Number of non-participants
College Application and Exploration Week	12%	20%	48%	20%	25	86%	14%	70
Activities related to science, technology, engineering, and mathematics (STEM)	13%	43%	26%	17%	46	75%	25%	48
Help with classes (for example, tutoring or homework help)	23%	33%	27%	17%	52	74%	26%	42
Financial literacy workshops (for example, Get a Life Program)	18%	18%	41%	24%	34	87%	13%	61
CFWV.com Web Portal	13%	13%	65%	10%	31	92%	8%	60
College campus visits (virtual)	21%	33%	33%	12%	42	87%	13%	53

[^]Blue column percentages are based on those respondents who indicated participation in an activity. Pink column percentages are based on those respondents who indicated they did not participate in an activity.

Which of the following do you need from your school or GEAR UP to help you be more successful in school and more prepared for college?*



School-Level Response Rates:

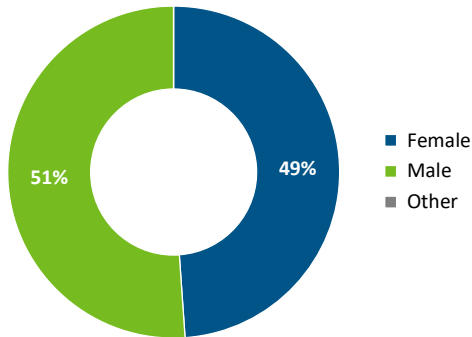
Total Enrollment	105
Surveys Received	92
Response Rate	88%

School Name: **Webster County High School**
 Survey Type: **Grade 7 Student Survey Report**

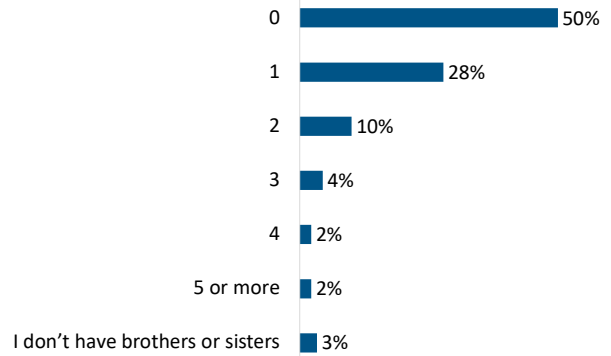
Notes: Throughout this report, all percentages are rounded to the nearest whole number; amounts lower than 0.5% are rounded down to 0%. An asterisk indicates a select all that apply question; amounts may exceed 100%.

Section 1: Background/Demographics

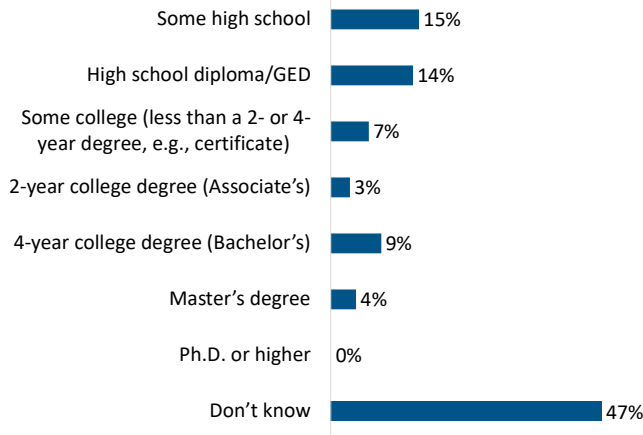
What is your gender?



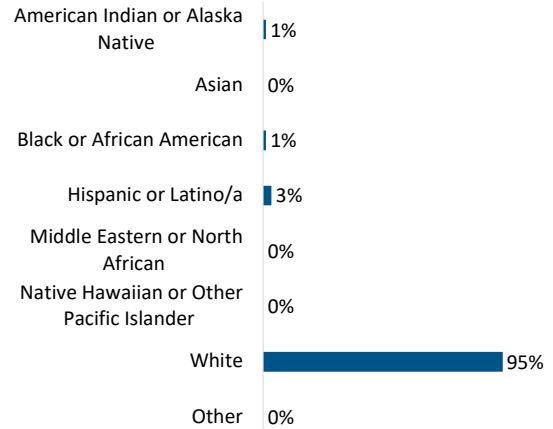
If you have brothers or sisters, how many have attended college in the past or are in college now?



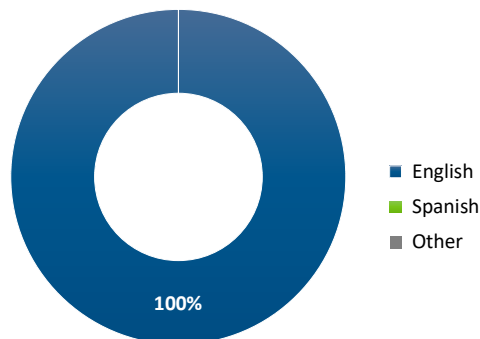
What is the highest level of education achieved by your parent(s)/guardian(s)?



What is your race/ethnicity?

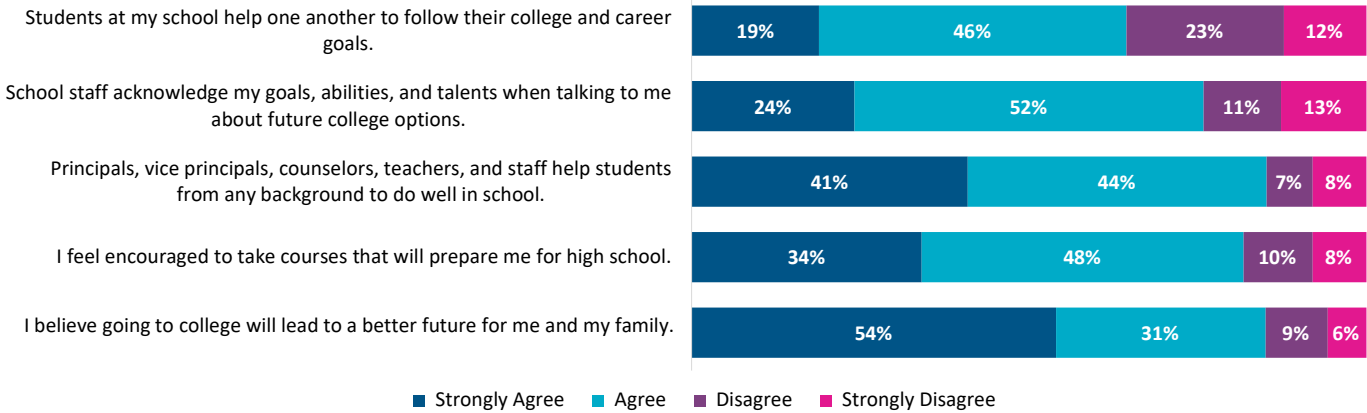


What is the main language you speak at home?



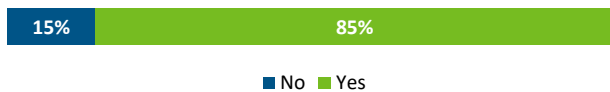
Section 2: About Your School

Please select how much you agree with the following statements about your school.

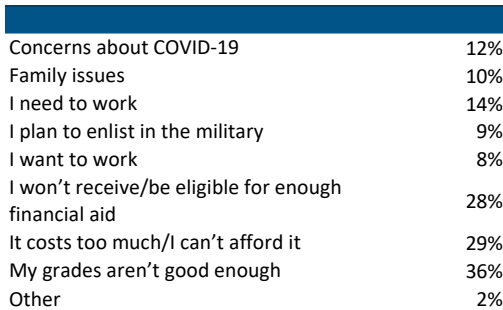


Section 3: Educational Goals and Aspirations

Do you plan to continue your education after high school?

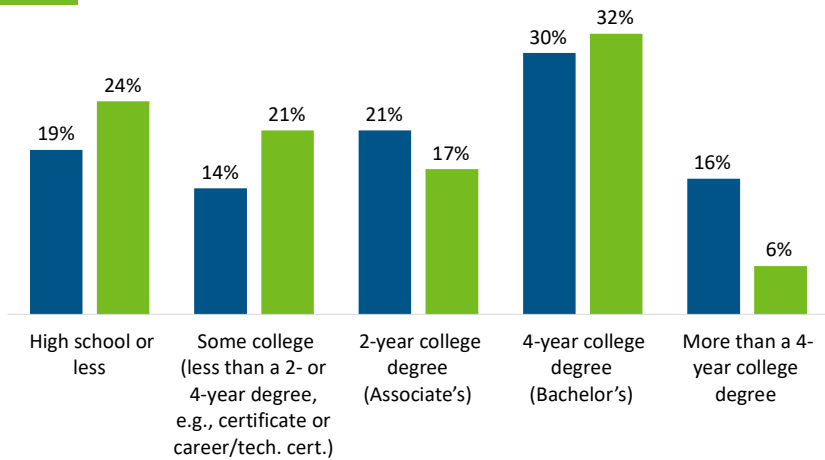


What, if anything, may prevent you from continuing your education after high school?*

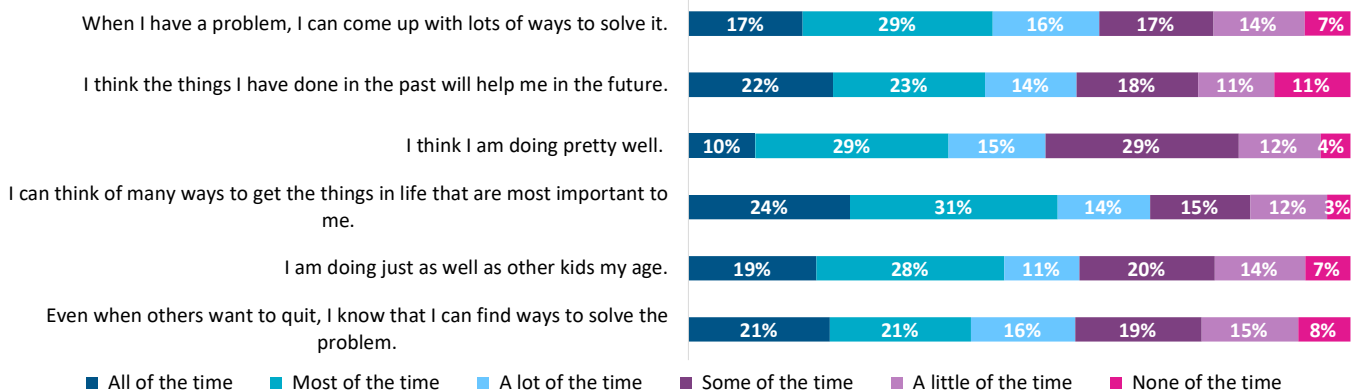


What is the highest level of education that you...

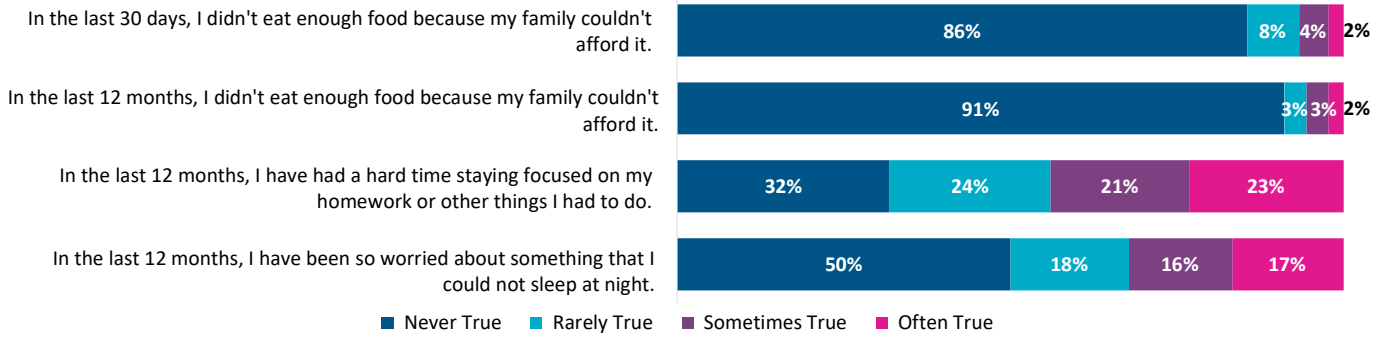
■ would like to get? ■ expect to get?



Please read the following sentences below and think about how you are in most situations.

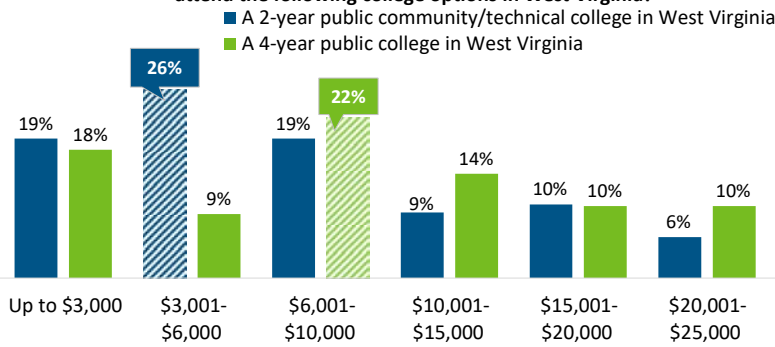


Please rate how much the following statements are true for you.

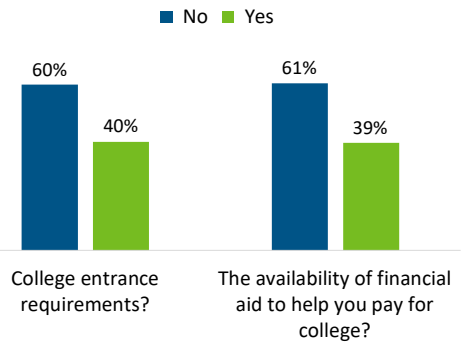


Section 4: College Knowledge and Awareness

On average, how much do you think it costs for one year of in-state tuition to attend the following college options in West Virginia?^

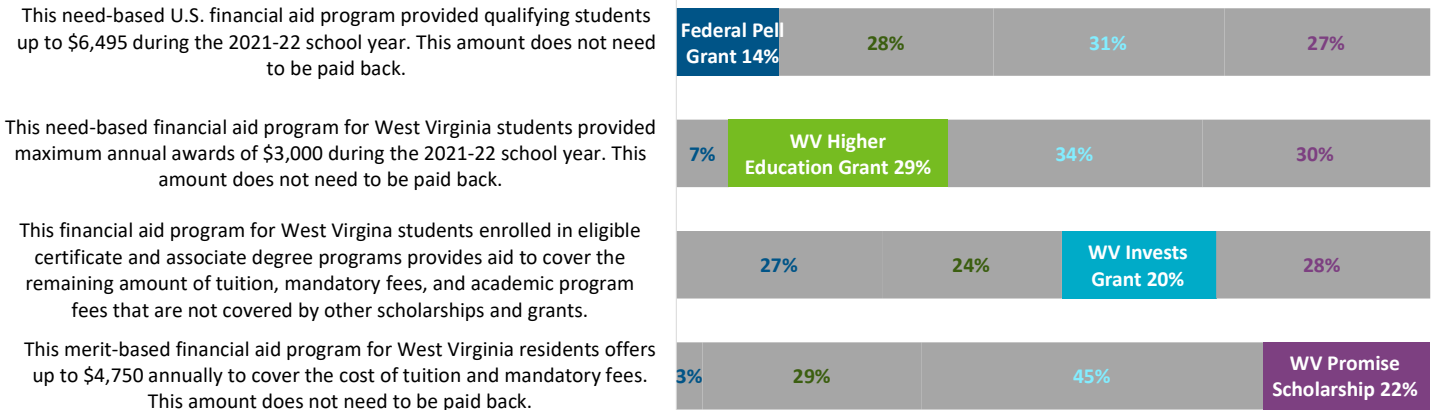


Has anyone from your school or GEAR UP ever spoken with you about...



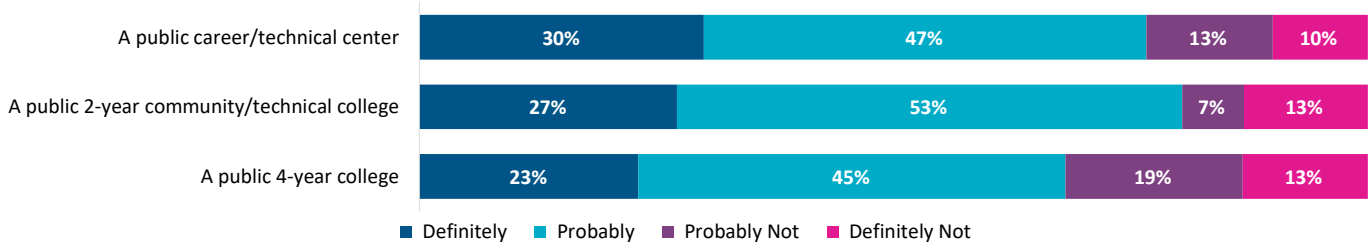
^The correct responses are indicated by pattern filled bar.

Financial aid programs available to West Virginia students^

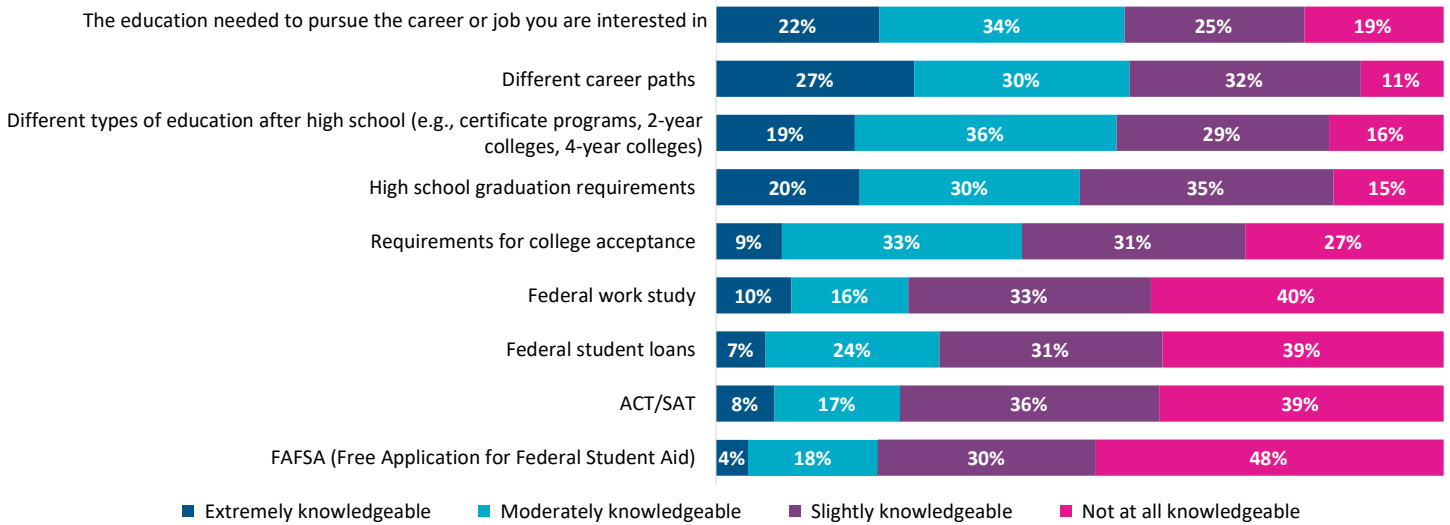


^The correct responses are indicated by filled bar.

Do you think that you could afford to attend one of the following types of colleges using financial aid, scholarships, and your family's resources?



Please rate your level of knowledge about the following topics.



Section 5: College and Career Activities and Services

Have you participated in any of the activities below? If you did attend, how helpful was the activity in preparing you for your future?[^]

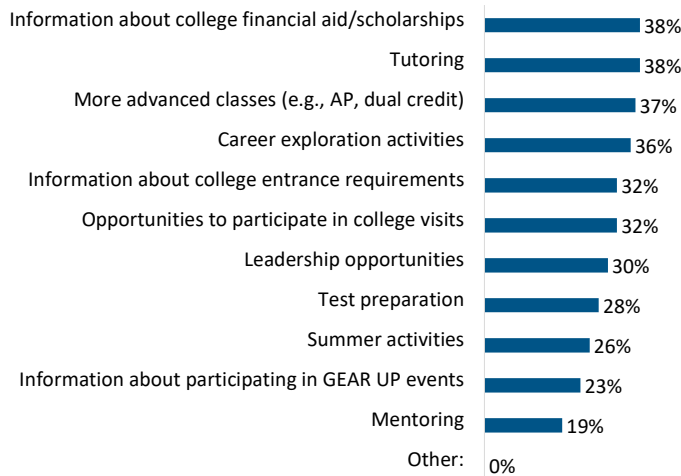
extent participant found each of the following activities helpful

non-participation status

Activity	Extent of helpfulness				Number of participants	Non-participation status		
	Extremely helpful	Moderately helpful	Slightly helpful	Not at all helpful		Not offered/does not apply	Offered, but I did not attend	Number of non-participants
College Application and Exploration Week	29%	11%	54%	7%	28	90%	10%	60
Activities related to science, technology, engineering, and mathematics (STEM)	19%	21%	45%	15%	47	83%	18%	40
Help with classes (for example, tutoring or homework help)	36%	22%	38%	4%	50	81%	19%	37
Financial literacy workshops (for example, Get a Life Program)	28%	11%	50%	11%	36	94%	6%	49
CFWV.com Web Portal	28%	18%	35%	20%	40	94%	6%	47
College campus visits (virtual)	36%	11%	46%	7%	28	86%	14%	57

[^]Blue column percentages are based on those respondents who indicated participation in an activity. Pink column percentages are based on those respondents who indicated they did not participate in an activity.

Which of the following do you need from your school or GEAR UP to help you be more successful in school and more prepared for college?*



School-Level Response Rates:

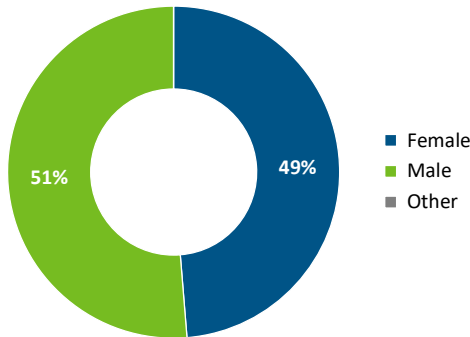
Total Enrollment	49
Surveys Received	38
Response Rate	78%

School Name: **Williamson PK8**
 Survey Type: **Grade 7 Student Survey Report**

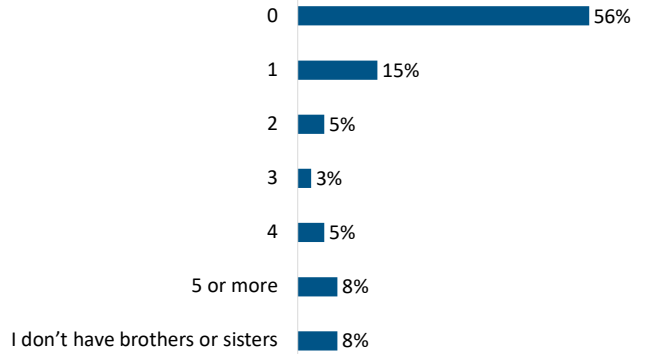
Notes: Throughout this report, all percentages are rounded to the nearest whole number; amounts lower than 0.5% are rounded down to 0%. An asterisk indicates a select all that apply question; amounts may exceed 100%.

Section 1: Background/Demographics


What is your gender?



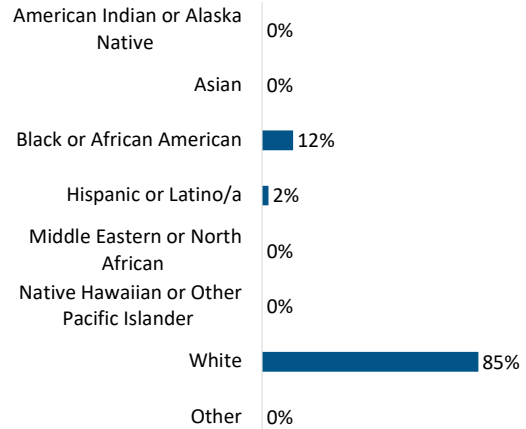
If you have brothers or sisters, how many have attended college in the past or are in college now?



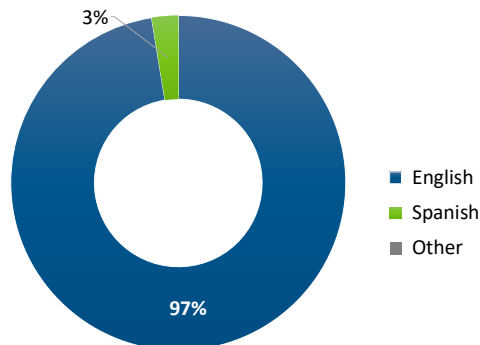
What is the highest level of education achieved by your parent(s)/guardian(s)?



What is your race/ethnicity?

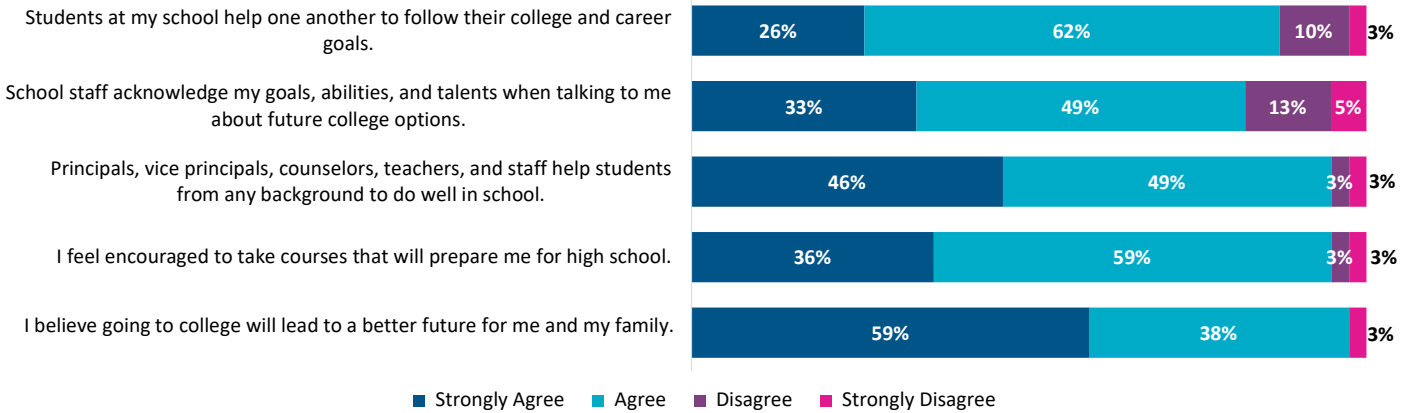


What is the main language you speak at home?



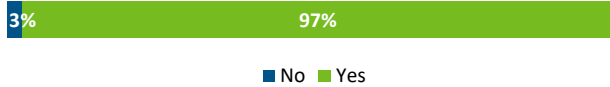
Section 2: About Your School

Please select how much you agree with the following statements about your school.



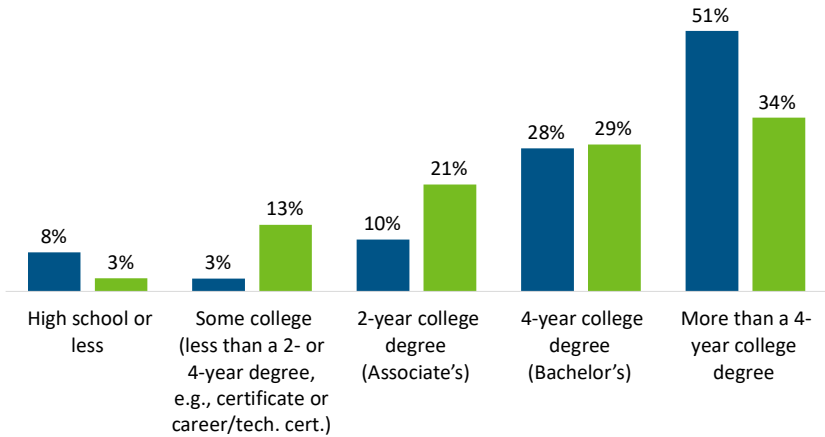
Section 3: Educational Goals and Aspirations

Do you plan to continue your education after high school?

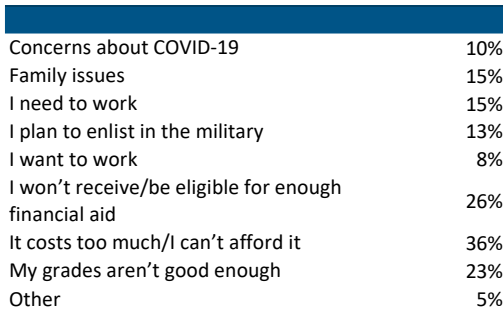


What is the highest level of education that you...

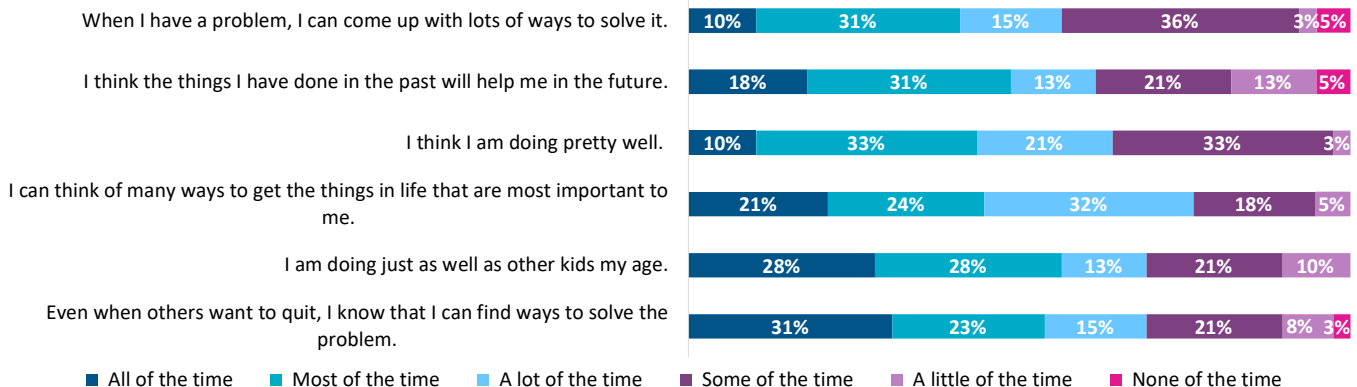
■ would like to get? ■ expect to get?



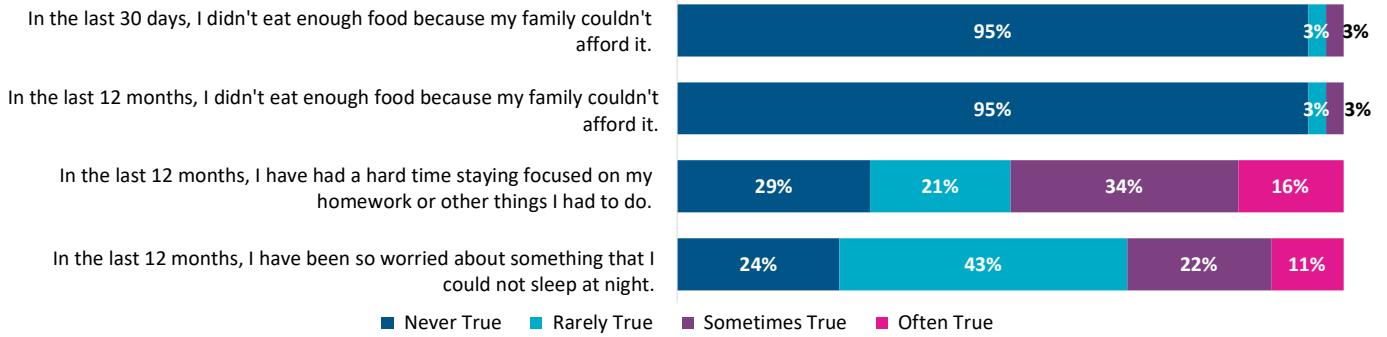
What, if anything, may prevent you from continuing your education after high school?*



Please read the following sentences below and think about how you are in most situations.

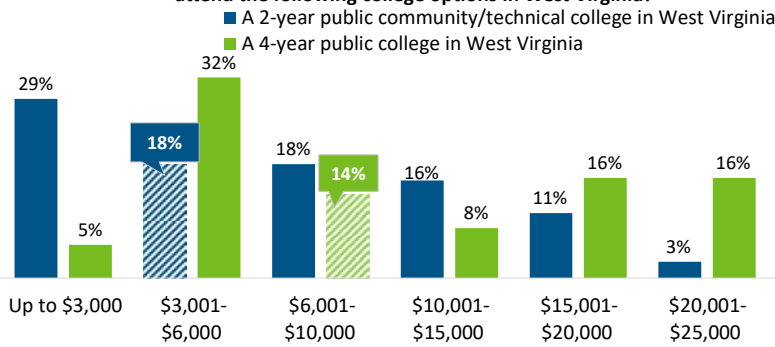


Please rate how much the following statements are true for you.



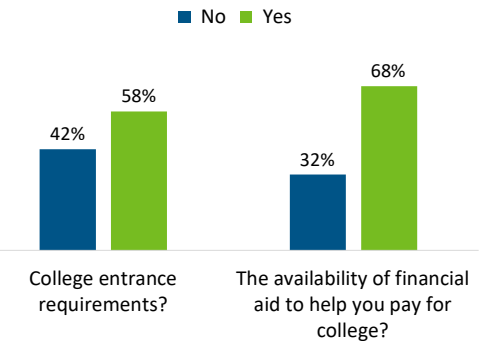
Section 4: College Knowledge and Awareness

On average, how much do you think it costs for one year of in-state tuition to attend the following college options in West Virginia?^

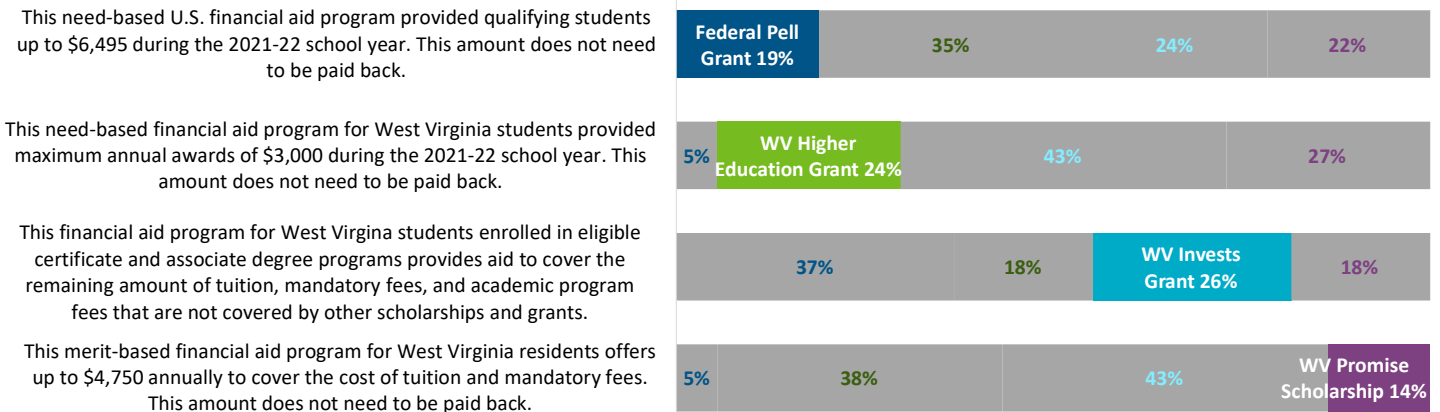


^The correct responses are indicated by pattern filled bar.

Has anyone from your school or GEAR UP ever spoken with you about...

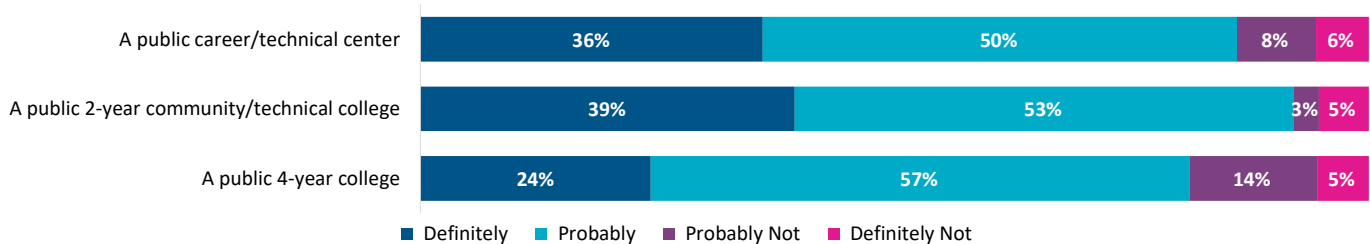


Financial aid programs available to West Virginia students^

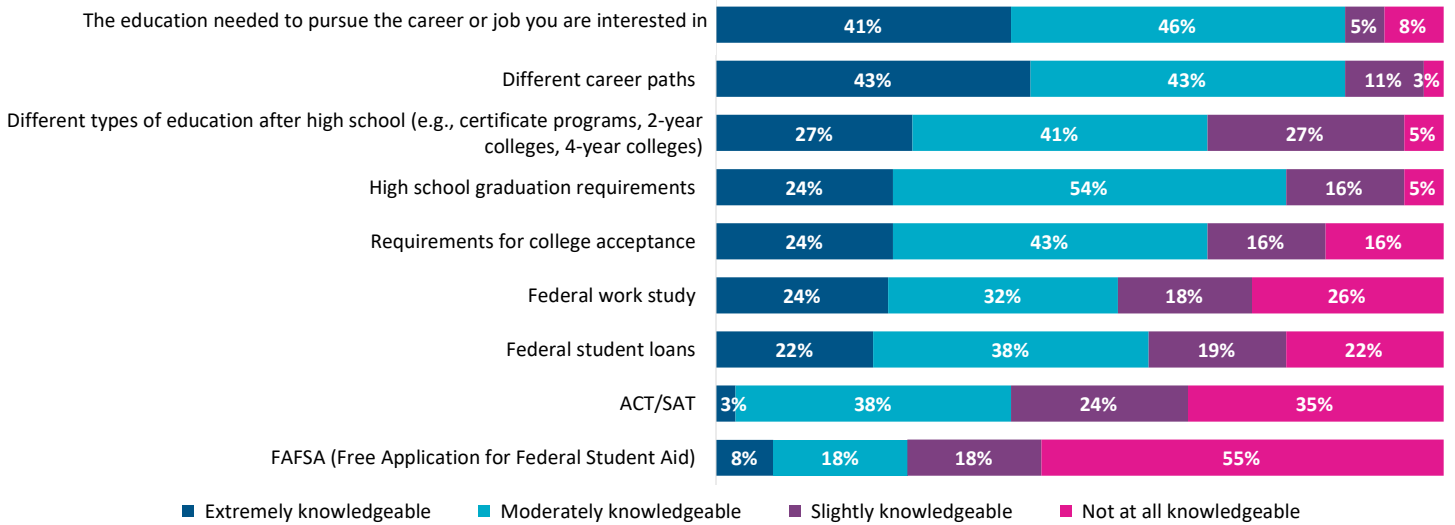


^The correct responses are indicated by filled bar.

Do you think that you could afford to attend one of the following types of colleges using financial aid, scholarships, and your family's resources?



Please rate your level of knowledge about the following topics.



Section 5: College and Career Activities and Services

Have you participated in any of the activities below? If you did attend, how helpful was the activity in preparing you for your future?[^]

extent participant found each of the following activities helpful

non-participation status

	Extremely helpful	Moderately helpful	Slightly helpful	Not at all helpful	Number of participants	Not offered/does not apply	Offered, but I did not attend	Number of non-participants
College Application and Exploration Week	20%	27%	33%	20%	15	95%	5%	22
Activities related to science, technology, engineering, and mathematics (STEM)	15%	50%	30%	5%	20	75%	25%	16
Help with classes (for example, tutoring or homework help)	32%	24%	36%	8%	25	33%	67%	12
Financial literacy workshops (for example, Get a Life Program)	26%	37%	21%	16%	19	78%	22%	18
CFWV.com Web Portal	17%	30%	35%	17%	23	79%	21%	14
College campus visits (virtual)	18%	55%	18%	9%	22	79%	21%	14

[^]Blue column percentages are based on those respondents who indicated participation in an activity. Pink column percentages are based on those respondents who indicated they did not participate in an activity.

Which of the following do you need from your school or GEAR UP to help you be more successful in school and more prepared for college?*



School-Level Response Rates:

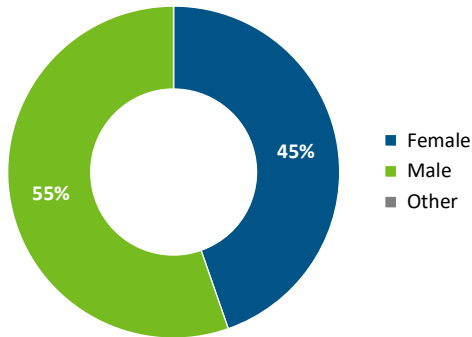
Total Enrollment	73
Surveys Received	60
Response Rate	82%

School Name: **Wirt County Middle School**
 Survey Type: **Grade 7 Student Survey Report**

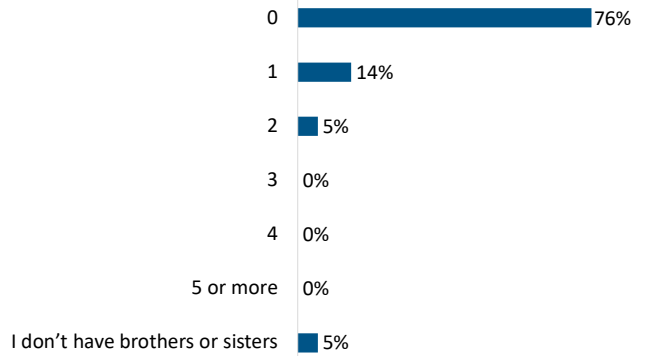
Notes: Throughout this report, all percentages are rounded to the nearest whole number; amounts lower than 0.5% are rounded down to 0%. An asterisk indicates a select all that apply question; amounts may exceed 100%.

Section 1: Background/Demographics

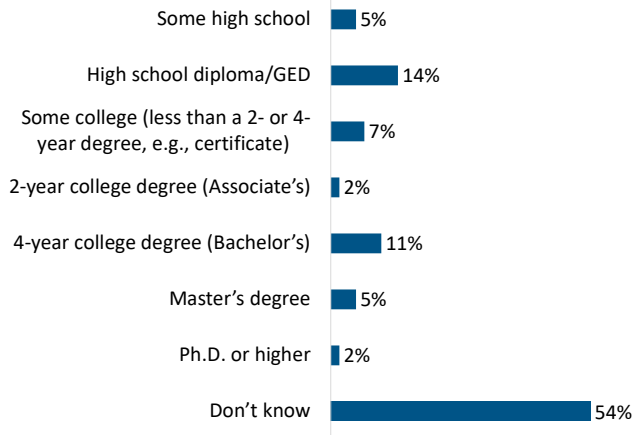
What is your gender?



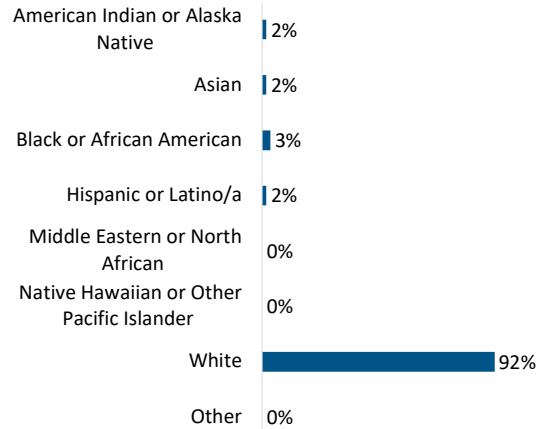
If you have brothers or sisters, how many have attended college in the past or are in college now?



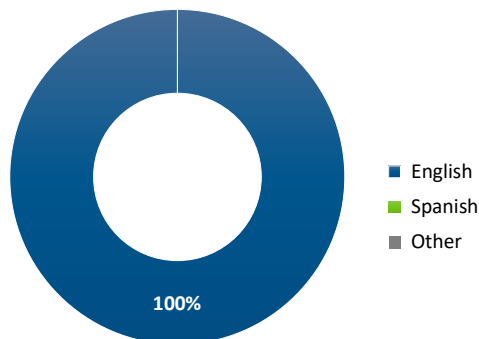
What is the highest level of education achieved by your parent(s)/guardian(s)?



What is your race/ethnicity?

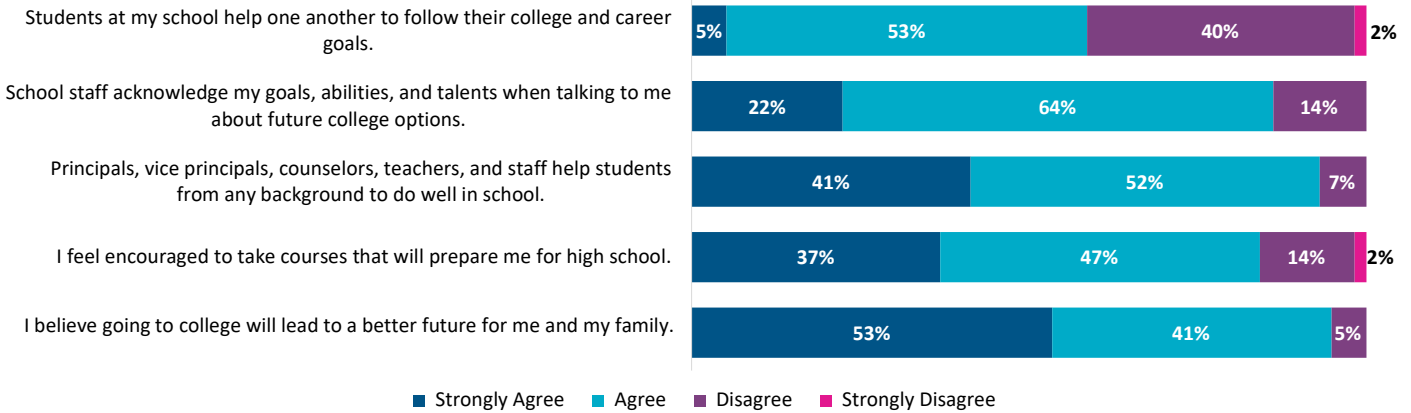


What is the main language you speak at home?



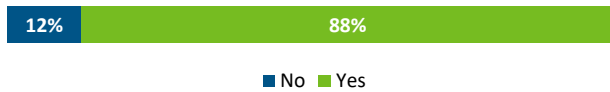
Section 2: About Your School

Please select how much you agree with the following statements about your school.

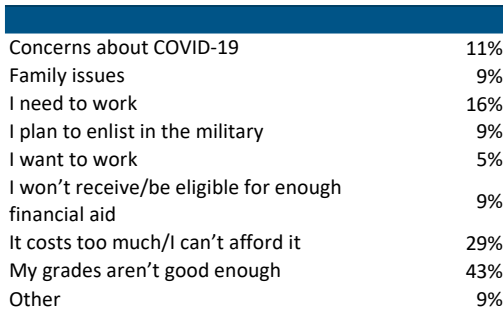


Section 3: Educational Goals and Aspirations

Do you plan to continue your education after high school?

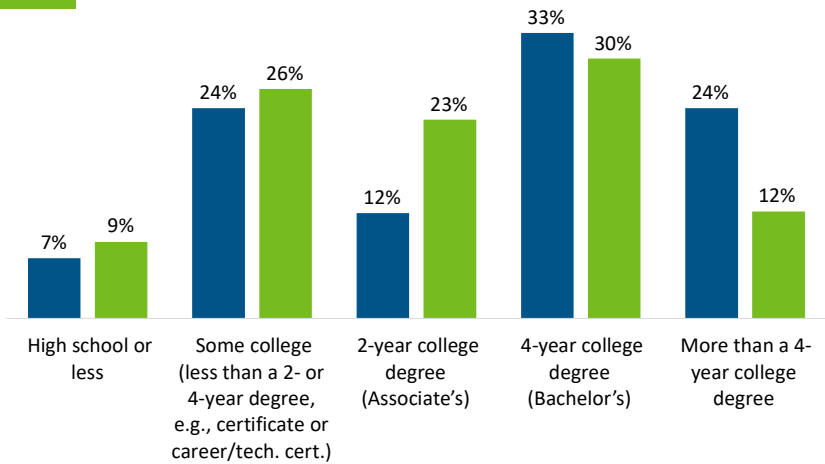


What, if anything, may prevent you from continuing your education after high school?*

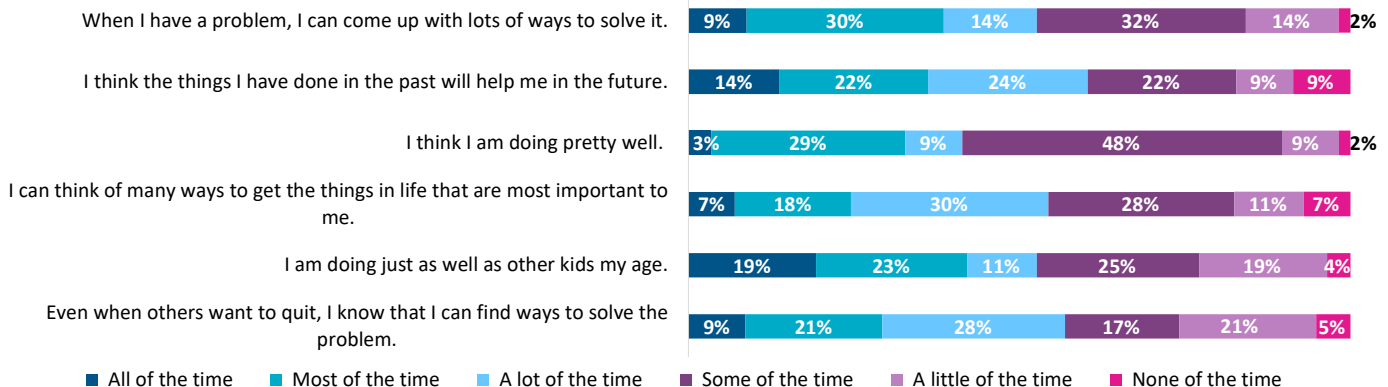


What is the highest level of education that you...

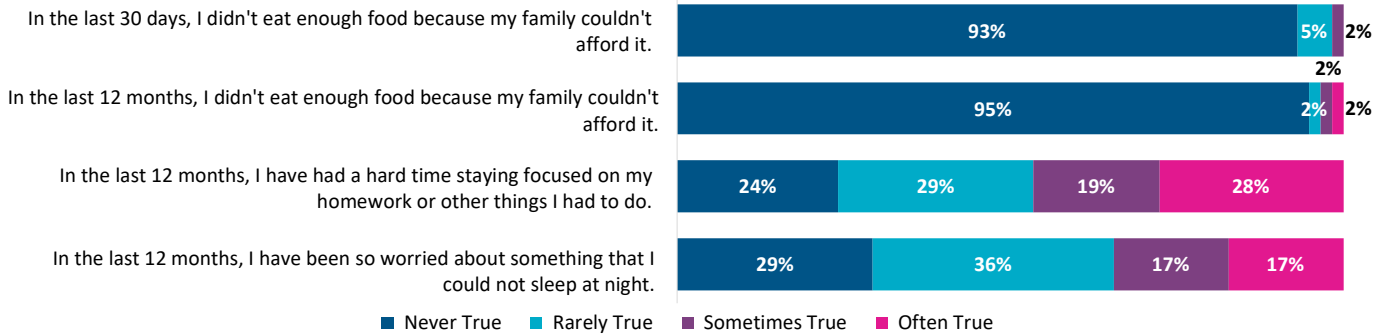
■ would like to get? ■ expect to get?



Please read the following sentences below and think about how you are in most situations.

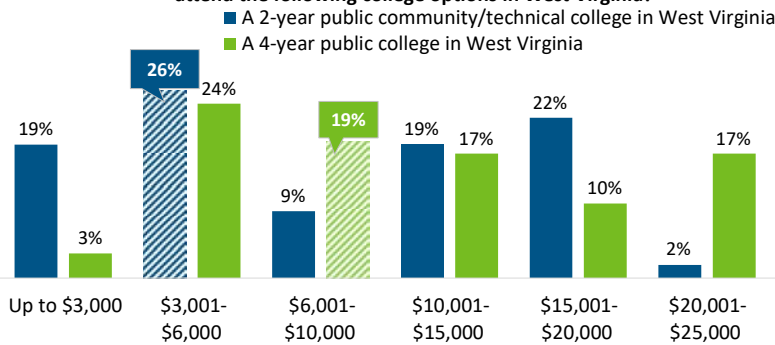


Please rate how much the following statements are true for you.

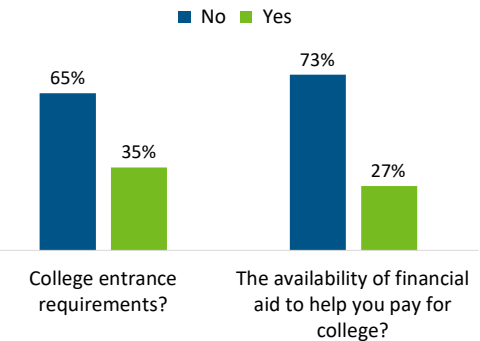


Section 4: College Knowledge and Awareness

On average, how much do you think it costs for one year of in-state tuition to attend the following college options in West Virginia?^

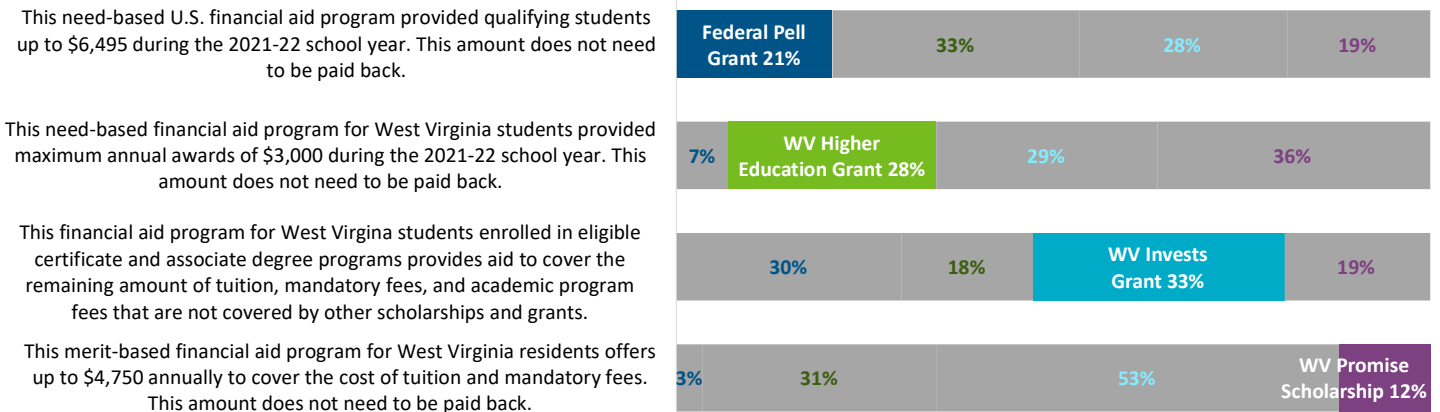


Has anyone from your school or GEAR UP ever spoken with you about...



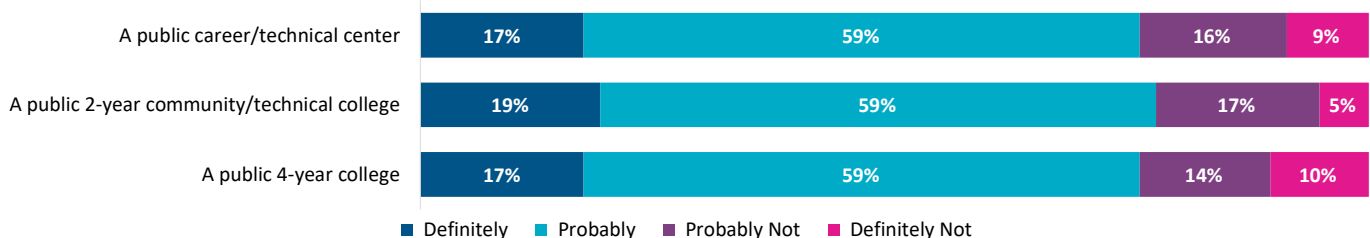
^The correct responses are indicated by pattern filled bar.

Financial aid programs available to West Virginia students^

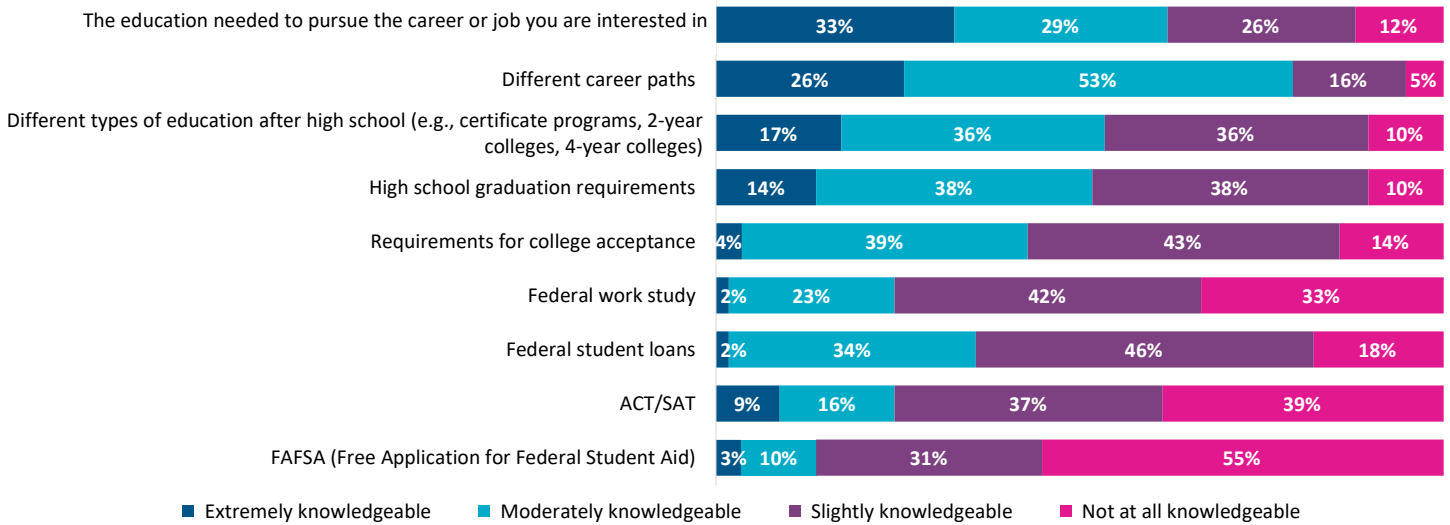


^The correct responses are indicated by filled bar.

Do you think that you could afford to attend one of the following types of colleges using financial aid, scholarships, and your family's resources?



Please rate your level of knowledge about the following topics.



Section 5: College and Career Activities and Services

Have you participated in any of the activities below? If you did attend, how helpful was the activity in preparing you for your future?[^]

extent participant found each of the following activities helpful

non-participation status

	Extremely helpful	Moderately helpful	Slightly helpful	Not at all helpful	Number of participants	Not offered/does not apply	Offered, but I did not attend	Number of non-participants
College Application and Exploration Week	26%	11%	58%	5%	19	82%	18%	39
Activities related to science, technology, engineering, and mathematics (STEM)	23%	40%	30%	8%	40	67%	33%	18
Help with classes (for example, tutoring or homework help)	21%	27%	45%	6%	33	58%	42%	24
Financial literacy workshops (for example, Get a Life Program)	22%	22%	43%	13%	23	88%	12%	34
CFWV.com Web Portal	22%	17%	33%	28%	18	85%	15%	39
College campus visits (virtual)	16%	16%	52%	16%	25	97%	3%	33

[^]Blue column percentages are based on those respondents who indicated participation in an activity. Pink column percentages are based on those respondents who indicated they did not participate in an activity.

Which of the following do you need from your school or GEAR UP to help you be more successful in school and more prepared for college?*

