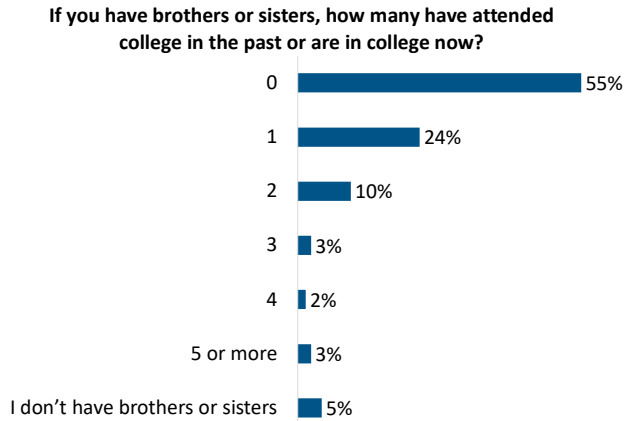
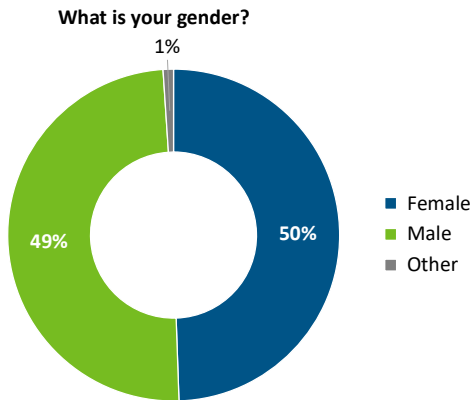


School-Level Response Rates:	
Total Enrollment	254
Surveys Received	217
Response Rate	85%

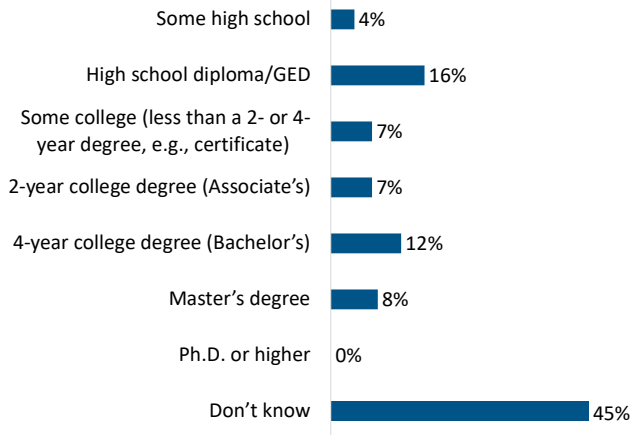
County Name: **Boone**
 Survey Type: **Grade 7 Student Survey Report**

Notes: Throughout this report, all percentages are rounded to the nearest whole number; amounts lower than 0.5% are rounded down to 0%. An asterisk indicates a select all that apply question; amounts may exceed 100%.

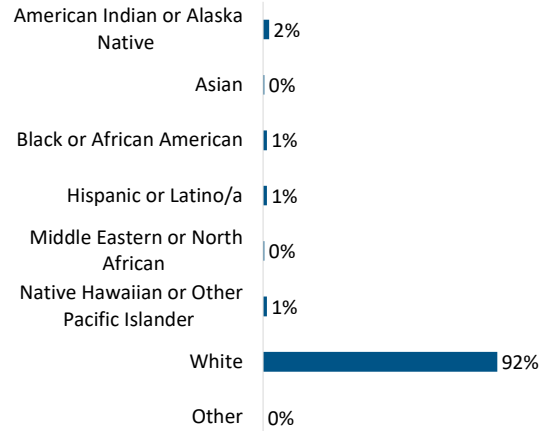
Section 1: Background/Demographics



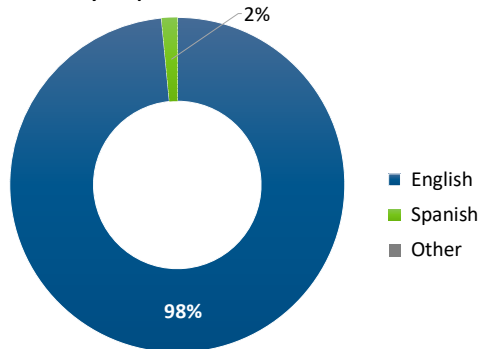
What is the highest level of education achieved by your parent(s)/guardian(s)?



What is your race/ethnicity?

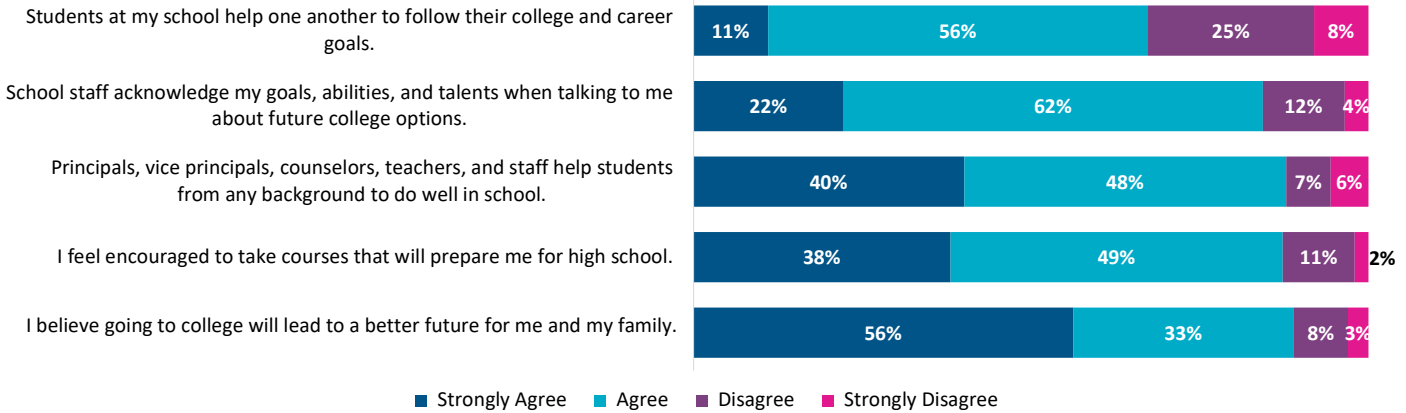


What is the main language you speak at home?



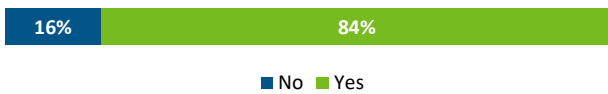
Section 2: About Your School

Please select how much you agree with the following statements about your school.



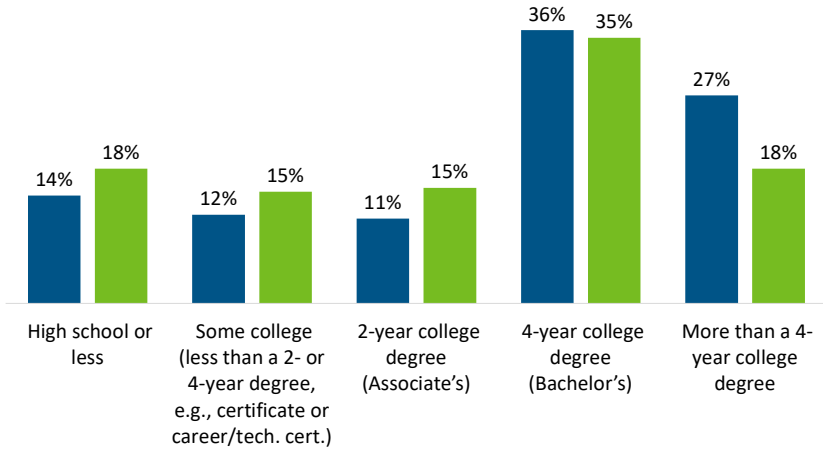
Section 3: Educational Goals and Aspirations

Do you plan to continue your education after high school?

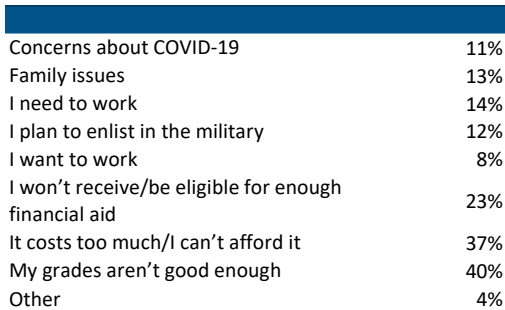


What is the highest level of education that you...

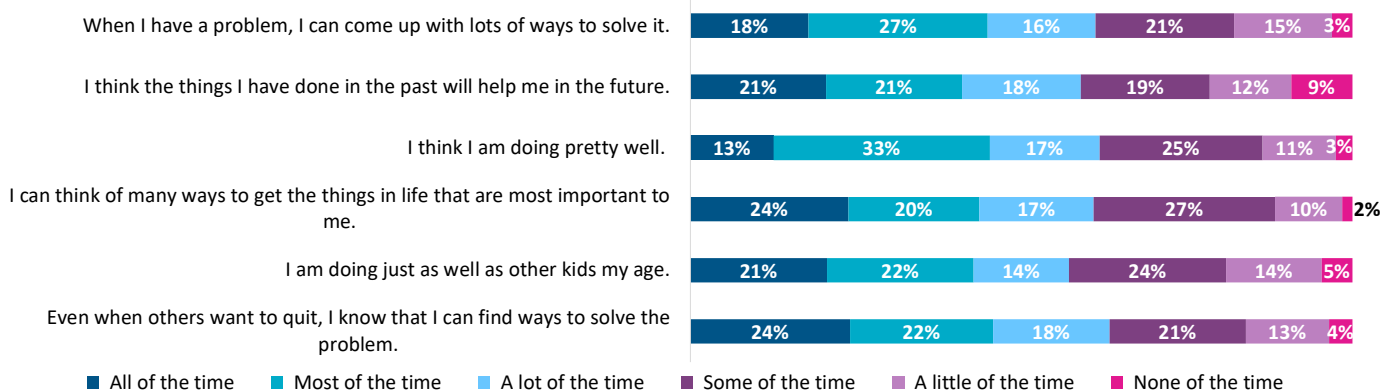
■ would like to get? ■ expect to get?



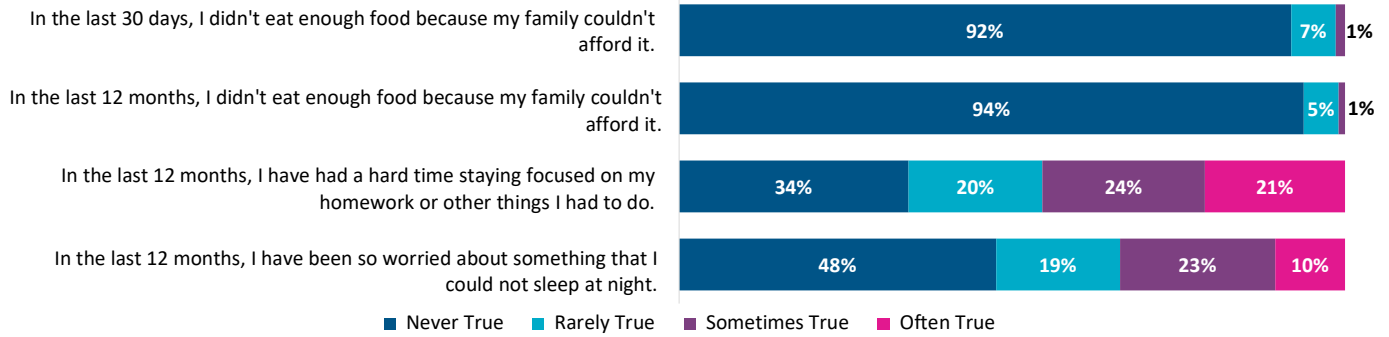
What, if anything, may prevent you from continuing your education after high school?*



Please read the following sentences below and think about how you are in most situations.

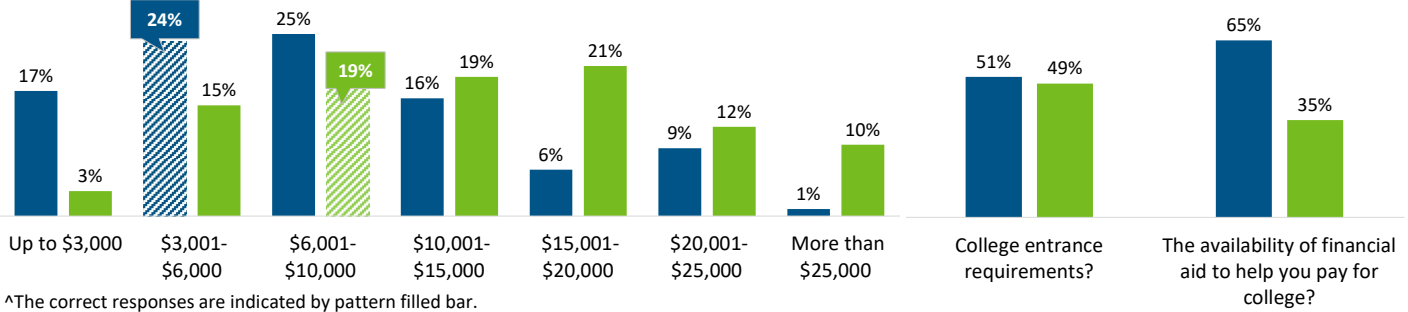


Please rate how much the following statements are true for you.

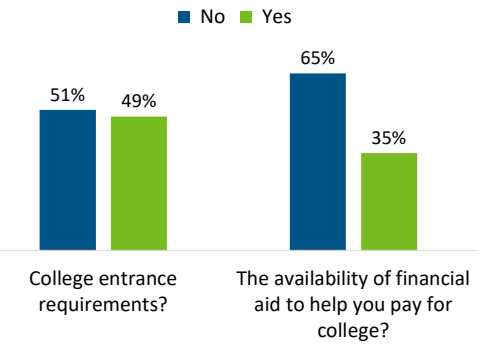


Section 4: College Knowledge and Awareness

On average, how much do you think it costs for one year of in-state tuition to attend the following college options in West Virginia?[^]

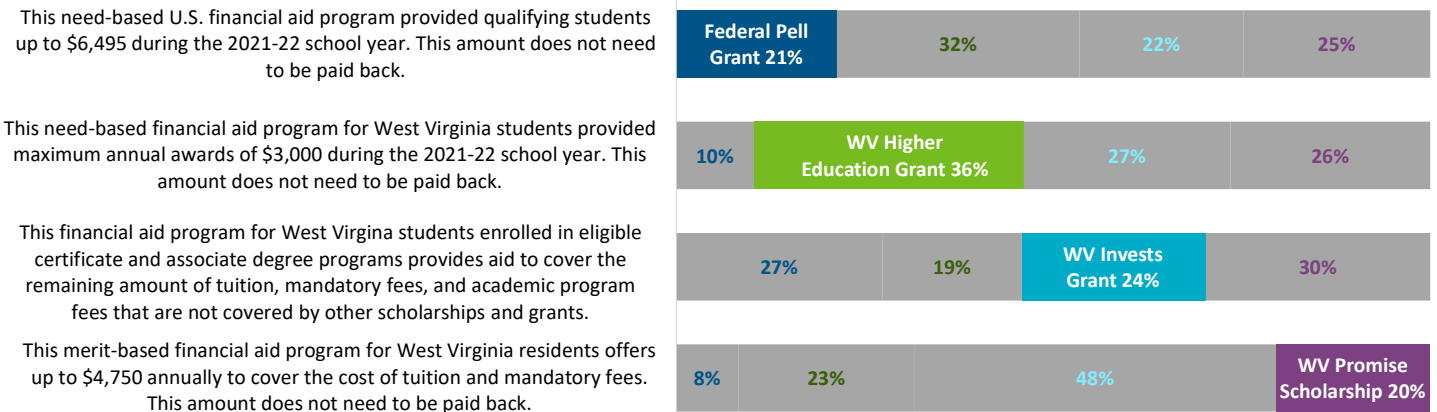


Has anyone from your school or GEAR UP ever spoken with you about...



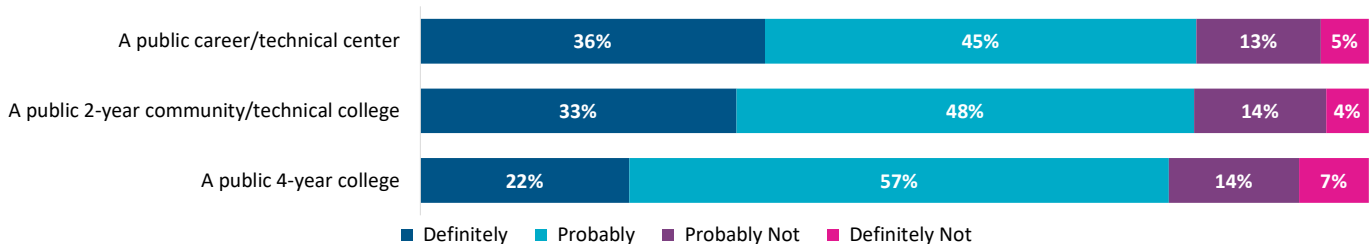
[^]The correct responses are indicated by pattern filled bar.

Financial aid programs available to West Virginia students[^]

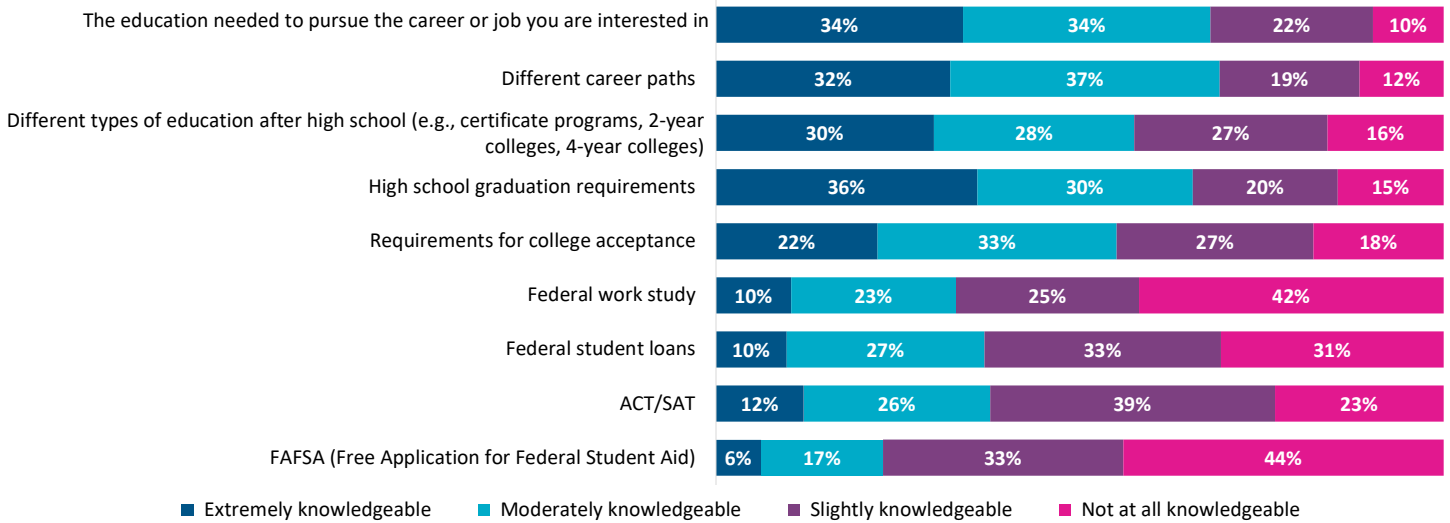


[^]The correct responses are indicated by filled bar.

Do you think that you could afford to attend one of the following types of colleges using financial aid, scholarships, and your family's resources?



Please rate your level of knowledge about the following topics.



Section 5: College and Career Activities and Services

Have you participated in any of the activities below? If you did attend, how helpful was the activity in preparing you for your future?[^]

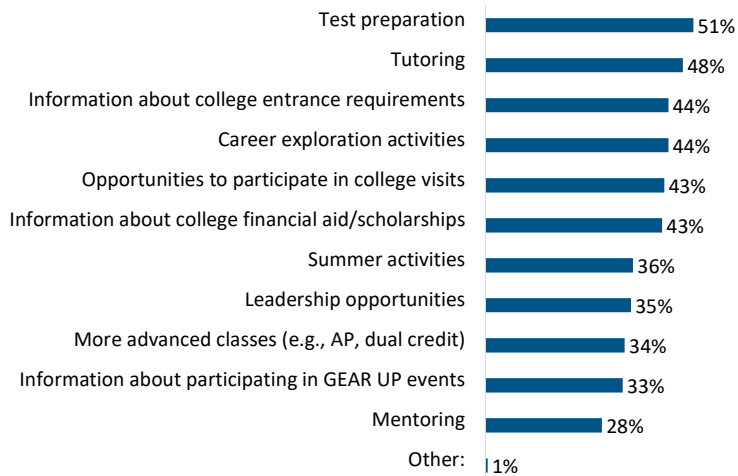
extent participant found each of the following activities helpful

non-participation status

	Extremely helpful	Moderately helpful	Slightly helpful	Not at all helpful	Number of participants	Not offered/does not apply	Offered, but I did not attend	Number of non-participants
College Application and Exploration Week	21%	36%	39%	4%	77	87%	13%	129
Activities related to science, technology, engineering, and mathematics (STEM)	21%	29%	39%	11%	114	60%	40%	91
Help with classes (for example, tutoring or homework help)	18%	32%	41%	9%	110	60%	40%	97
Financial literacy workshops (for example, Get a Life Program)	21%	19%	51%	9%	67	91%	9%	136
CFWV.com Web Portal	18%	22%	43%	18%	74	91%	9%	130
College campus visits (virtual)	23%	26%	39%	12%	103	85%	15%	102

[^]Blue column percentages are based on those respondents who indicated participation in an activity. Pink column percentages are based on those respondents who indicated they did not participate in an activity.

Which of the following do you need from your school or GEAR UP to help you be more successful in school and more prepared for college?*



School-Level Response Rates:

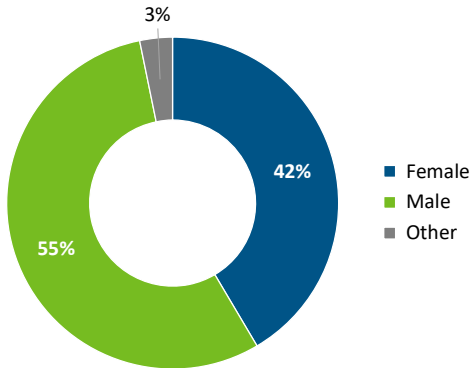
Total Enrollment	144
Surveys Received	98
Response Rate	68%

School Name: **Clay County Middle School**
 Survey Type: **Grade 7 Student Survey Report**

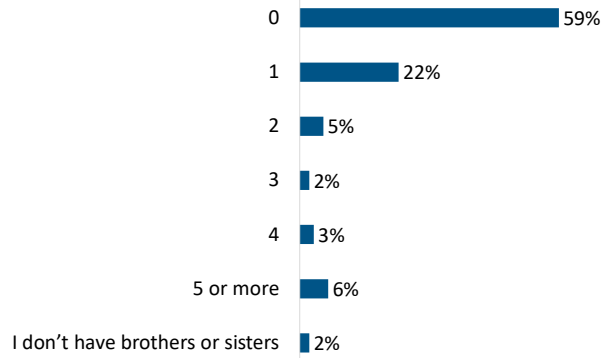
Notes: Throughout this report, all percentages are rounded to the nearest whole number; amounts lower than 0.5% are rounded down to 0%. An asterisk indicates a select all that apply question; amounts may exceed 100%.

Section 1: Background/Demographics

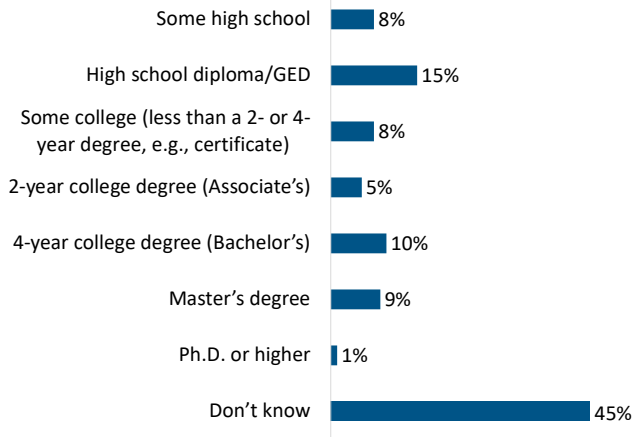
What is your gender?



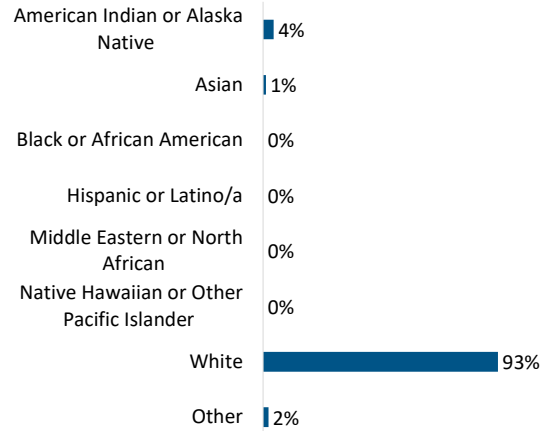
If you have brothers or sisters, how many have attended college in the past or are in college now?



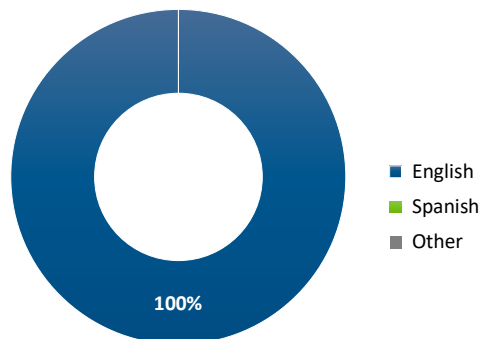
What is the highest level of education achieved by your parent(s)/guardian(s)?



What is your race/ethnicity?

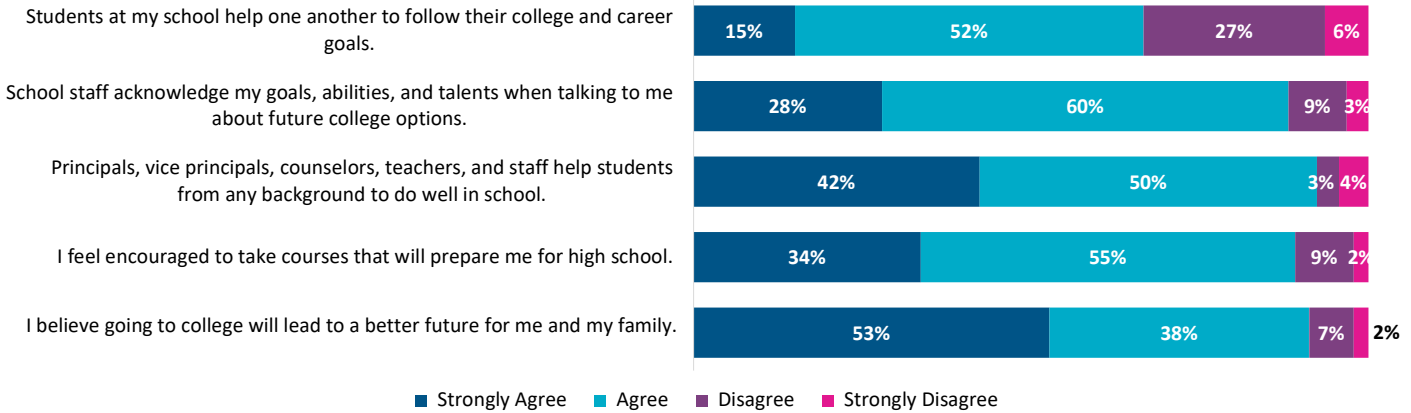


What is the main language you speak at home?



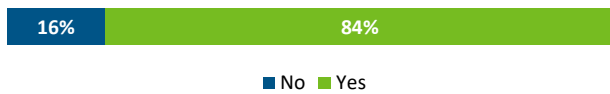
Section 2: About Your School

Please select how much you agree with the following statements about your school.



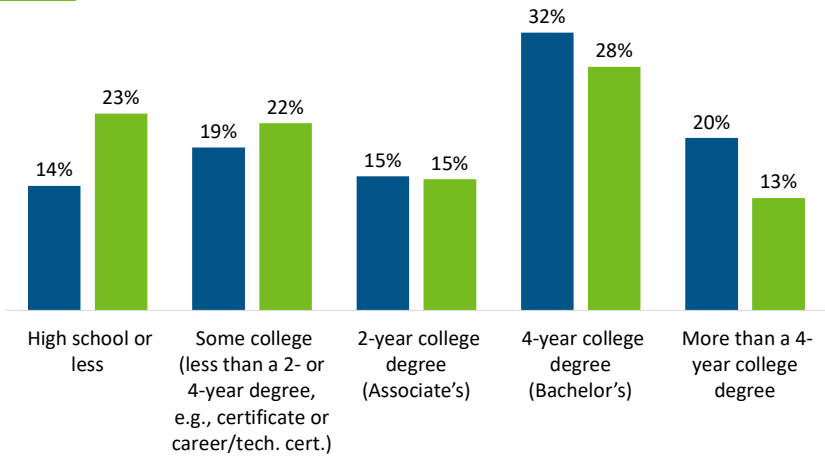
Section 3: Educational Goals and Aspirations

Do you plan to continue your education after high school?

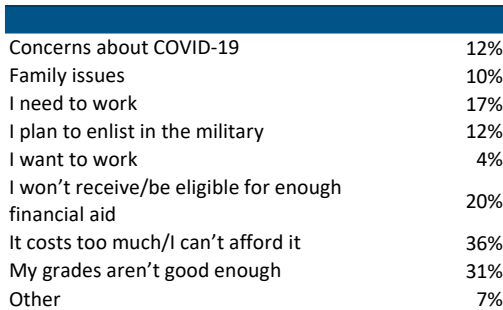


What is the highest level of education that you...

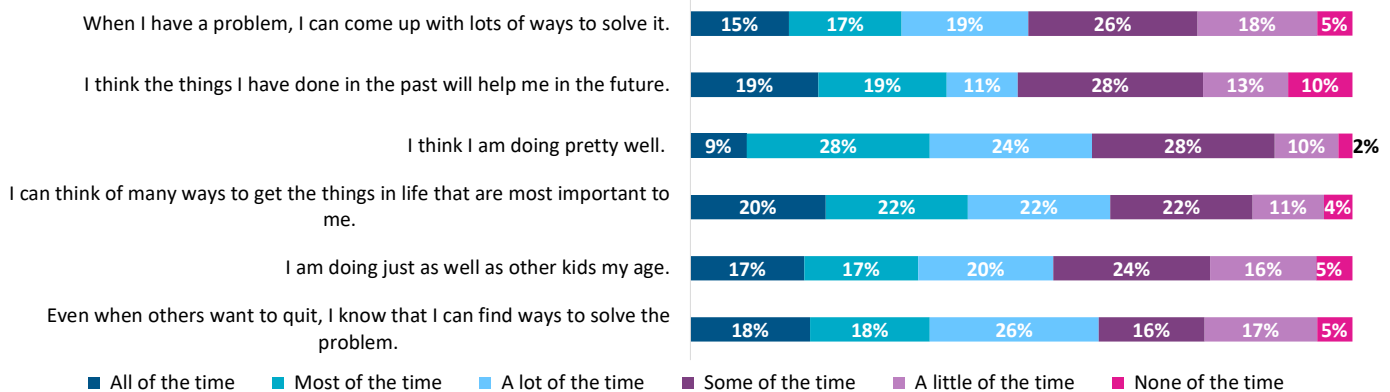
■ would like to get? ■ expect to get?



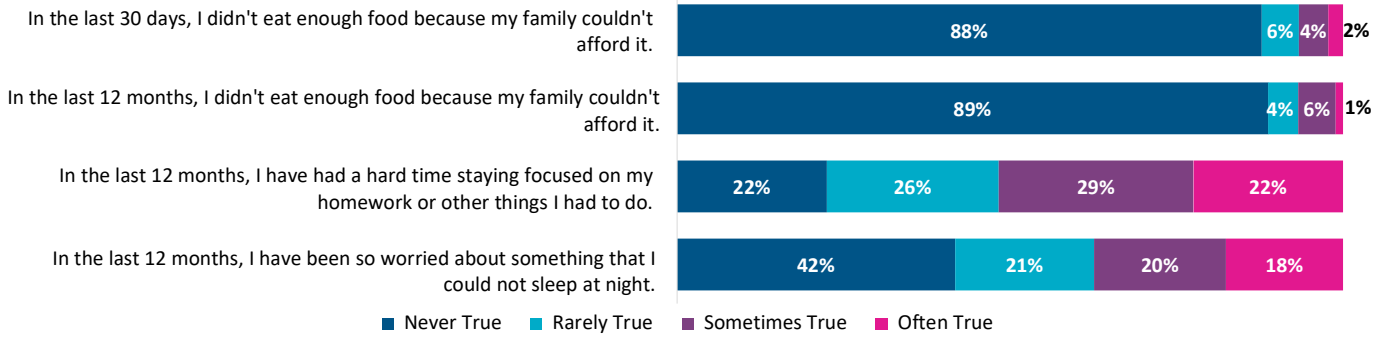
What, if anything, may prevent you from continuing your education after high school?*



Please read the following sentences below and think about how you are in most situations.

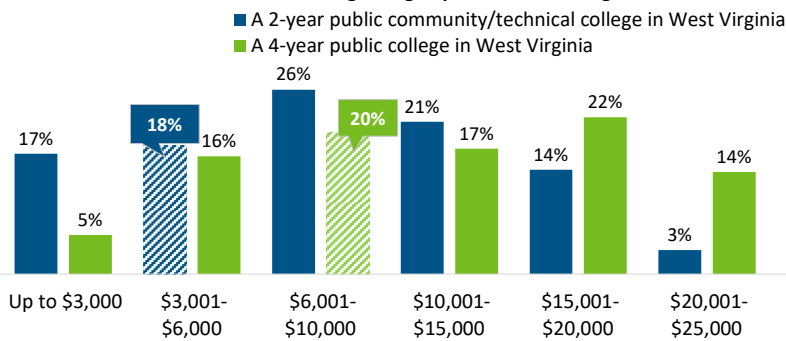


Please rate how much the following statements are true for you.

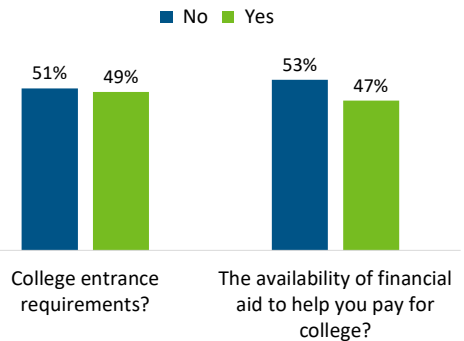


Section 4: College Knowledge and Awareness

On average, how much do you think it costs for one year of in-state tuition to attend the following college options in West Virginia?^

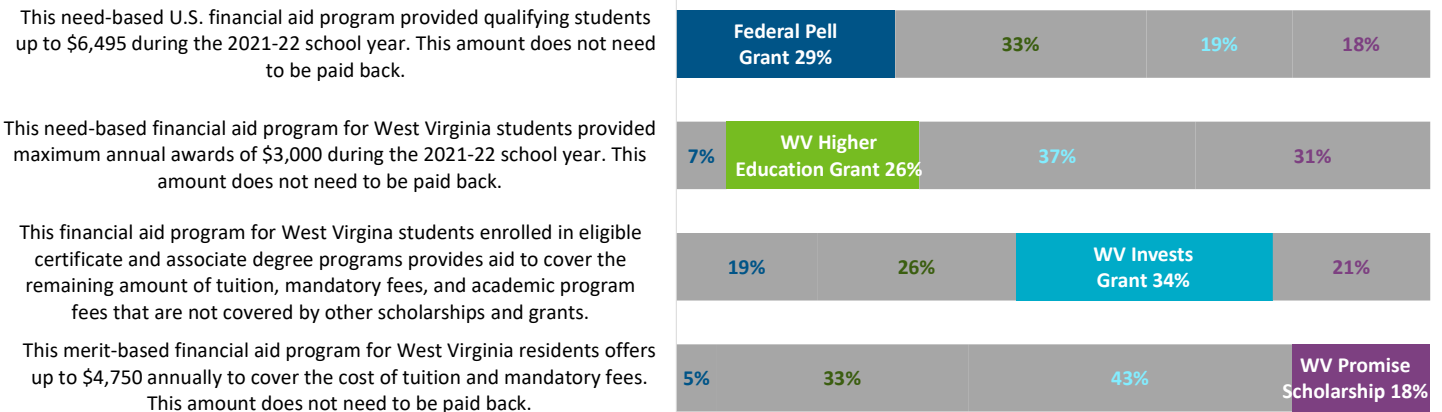


Has anyone from your school or GEAR UP ever spoken with you about...



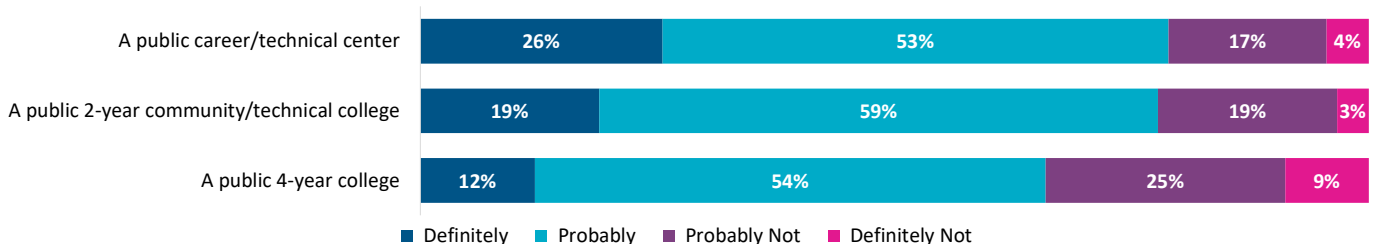
^The correct responses are indicated by pattern filled bar.

Financial aid programs available to West Virginia students^

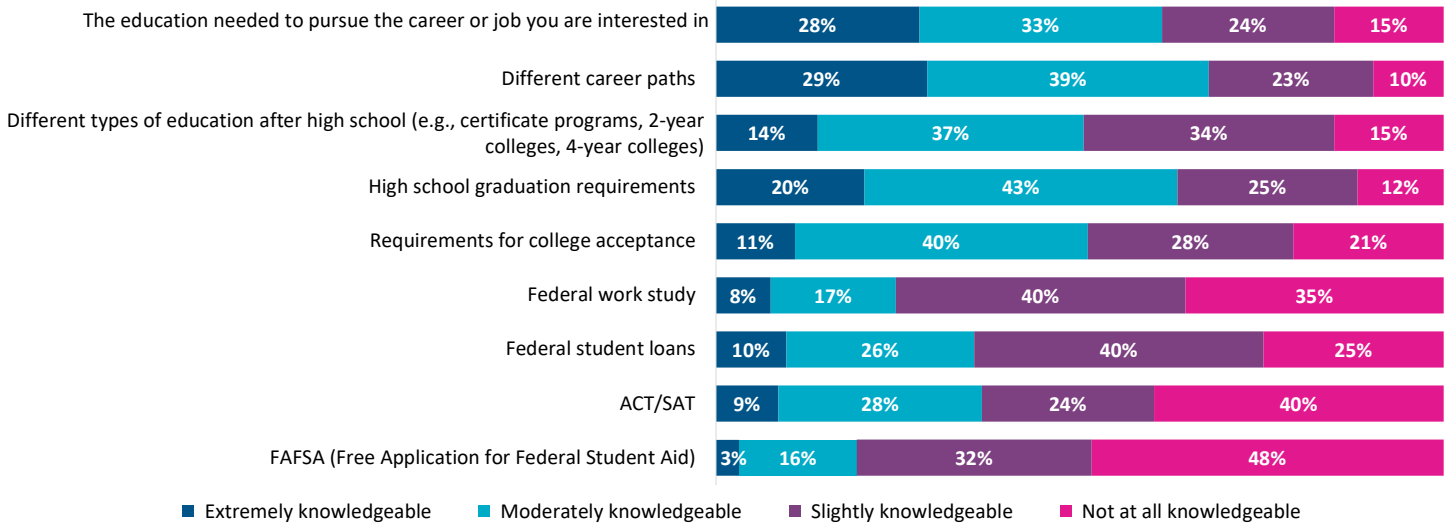


^The correct responses are indicated by filled bar.

Do you think that you could afford to attend one of the following types of colleges using financial aid, scholarships, and your family's resources?



Please rate your level of knowledge about the following topics.



Section 5: College and Career Activities and Services

Have you participated in any of the activities below? If you did attend, how helpful was the activity in preparing you for your future?[^]

extent participant found each of the following activities helpful

non-participation status

	Extremely helpful	Moderately helpful	Slightly helpful	Not at all helpful	Number of participants	Not offered/does not apply	Offered, but I did not attend	Number of non-participants
College Application and Exploration Week	11%	25%	43%	21%	28	92%	8%	65
Activities related to science, technology, engineering, and mathematics (STEM)	16%	41%	27%	16%	44	83%	17%	47
Help with classes (for example, tutoring or homework help)	23%	23%	40%	14%	43	66%	34%	50
Financial literacy workshops (for example, Get a Life Program)	6%	34%	38%	22%	32	88%	12%	60
CFWV.com Web Portal	25%	33%	29%	13%	48	78%	23%	40
College campus visits (virtual)	3%	45%	37%	16%	38	95%	5%	55

[^]Blue column percentages are based on those respondents who indicated participation in an activity. Pink column percentages are based on those respondents who indicated they did not participate in an activity.

Which of the following do you need from your school or GEAR UP to help you be more successful in school and more prepared for college?*

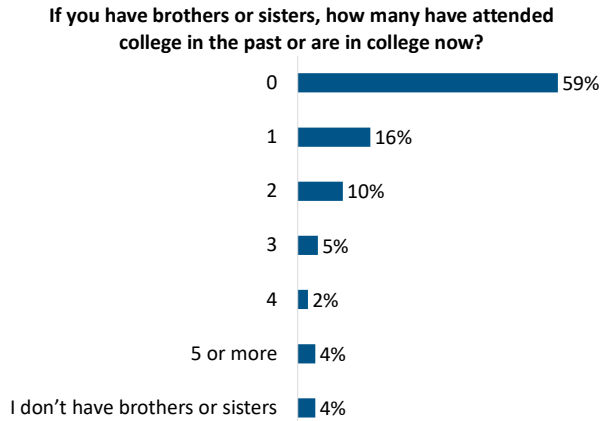
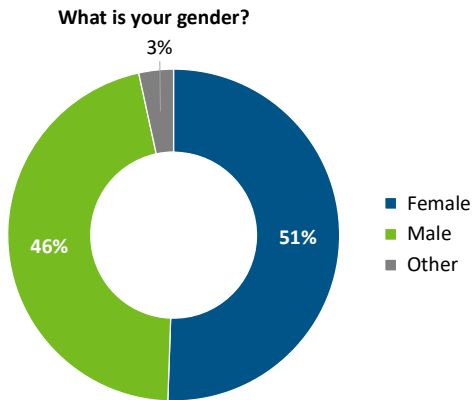


School-Level Response Rates:	
Total Enrollment	238
Surveys Received	150
Response Rate	63%


County Name: **Lincoln**
 Survey Type: **Grade 7 Student Survey Report**

Notes: Throughout this report, all percentages are rounded to the nearest whole number; amounts lower than 0.5% are rounded down to 0%. An asterisk indicates a select all that apply question; amounts may exceed 100%.

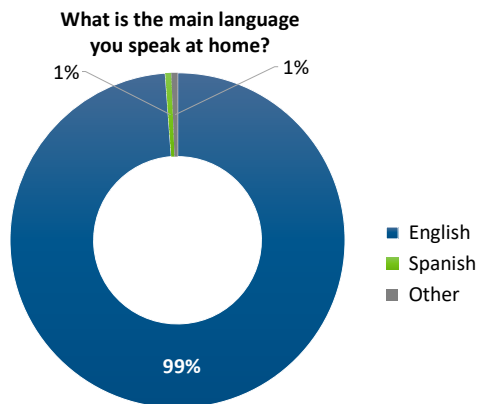
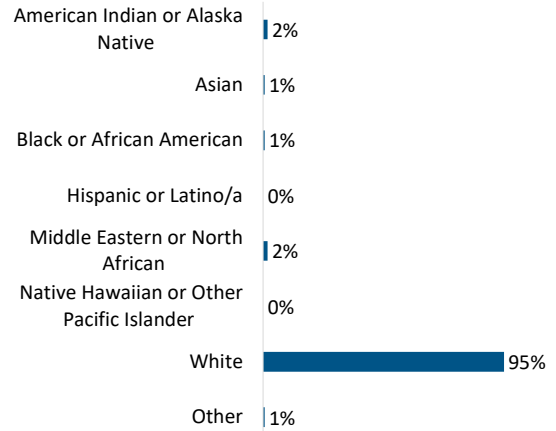
Section 1: Background/Demographics



What is the highest level of education achieved by your parent(s)/guardian(s)?

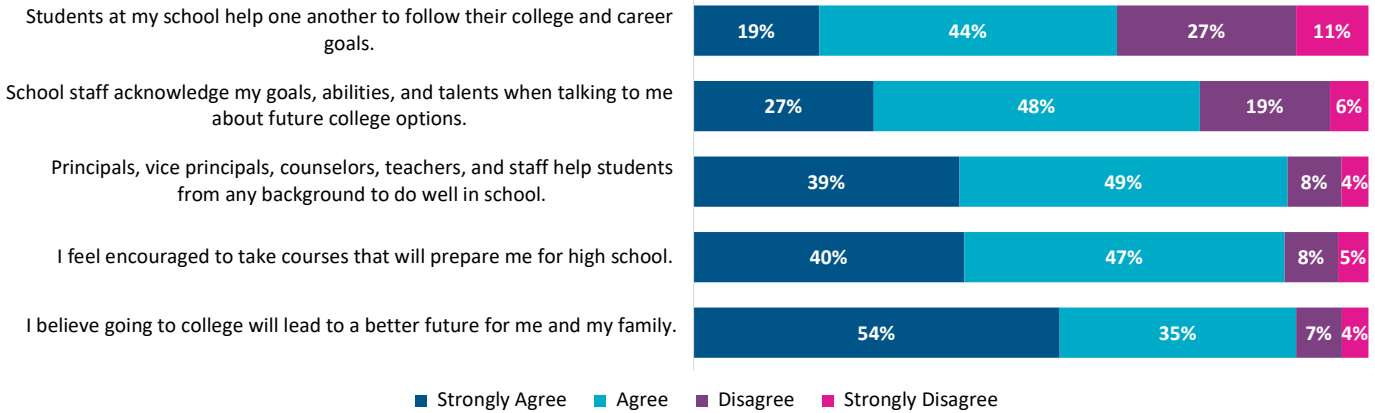


What is your race/ethnicity?



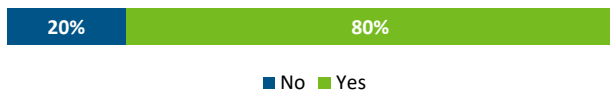
Section 2: About Your School

Please select how much you agree with the following statements about your school.



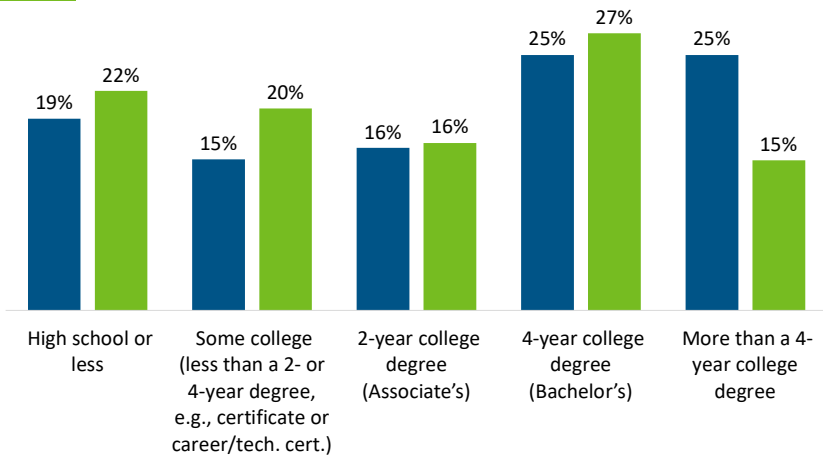
Section 3: Educational Goals and Aspirations

Do you plan to continue your education after high school?

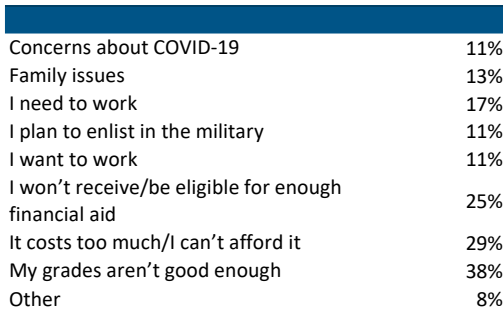


What is the highest level of education that you...

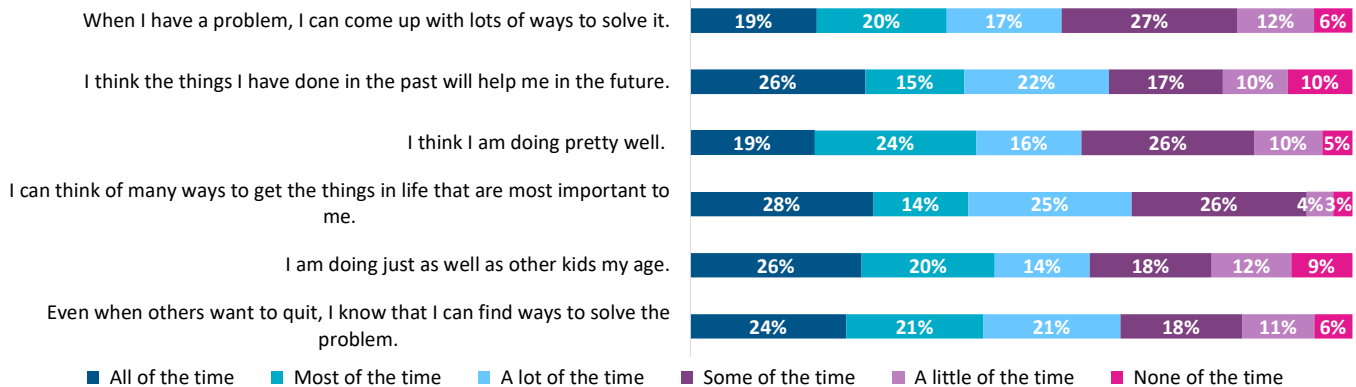
■ would like to get? ■ expect to get?



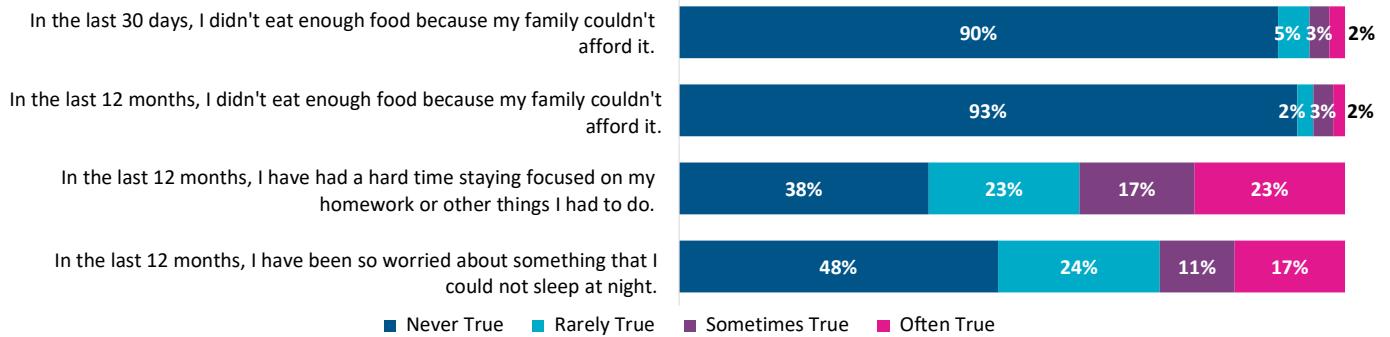
What, if anything, may prevent you from continuing your education after high school?*



Please read the following sentences below and think about how you are in most situations.

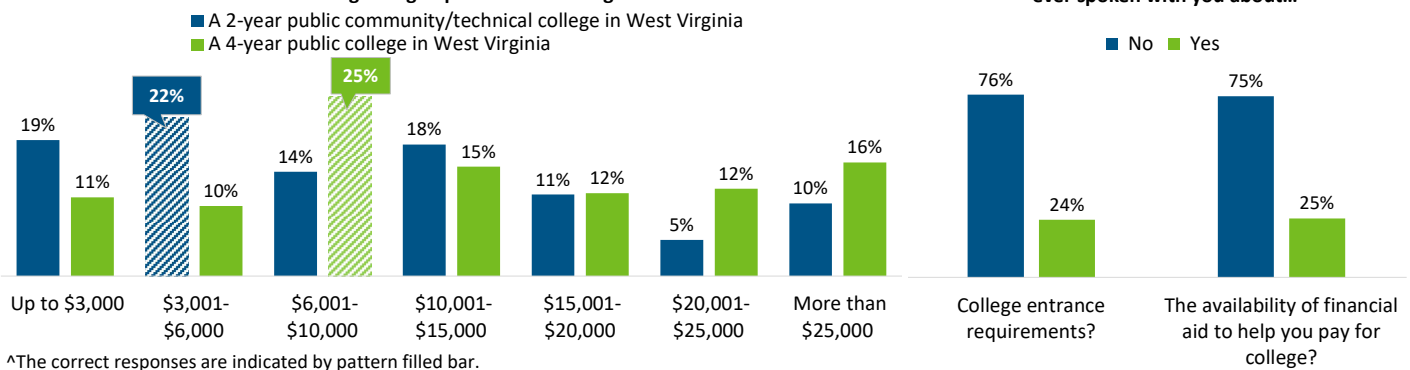


Please rate how much the following statements are true for you.

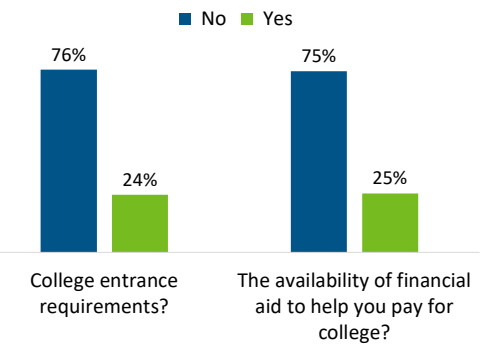


Section 4: College Knowledge and Awareness

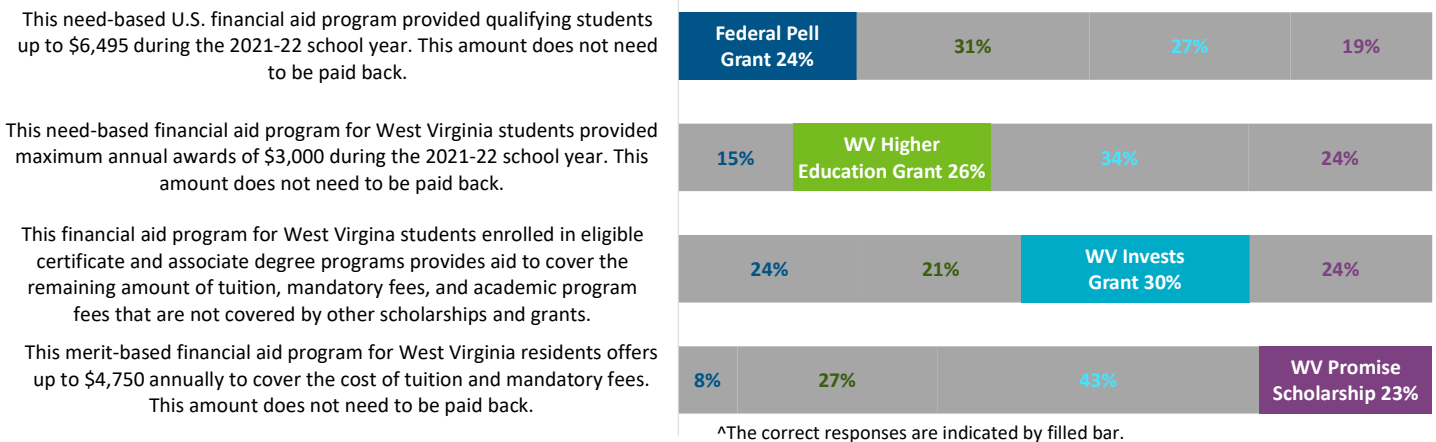
On average, how much do you think it costs for one year of in-state tuition to attend the following college options in West Virginia?^



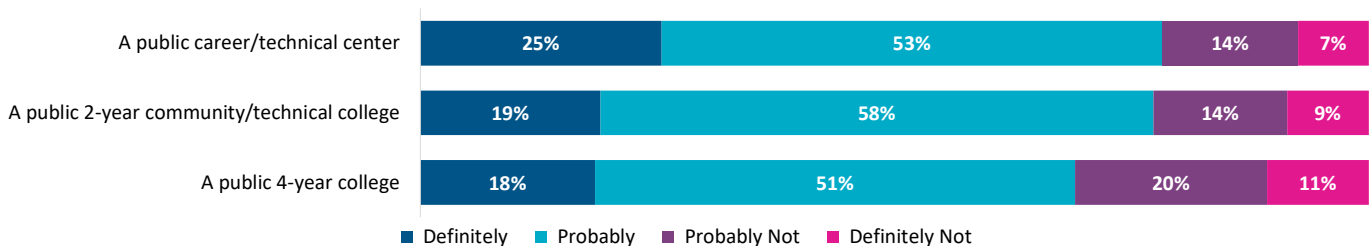
Has anyone from your school or GEAR UP ever spoken with you about...



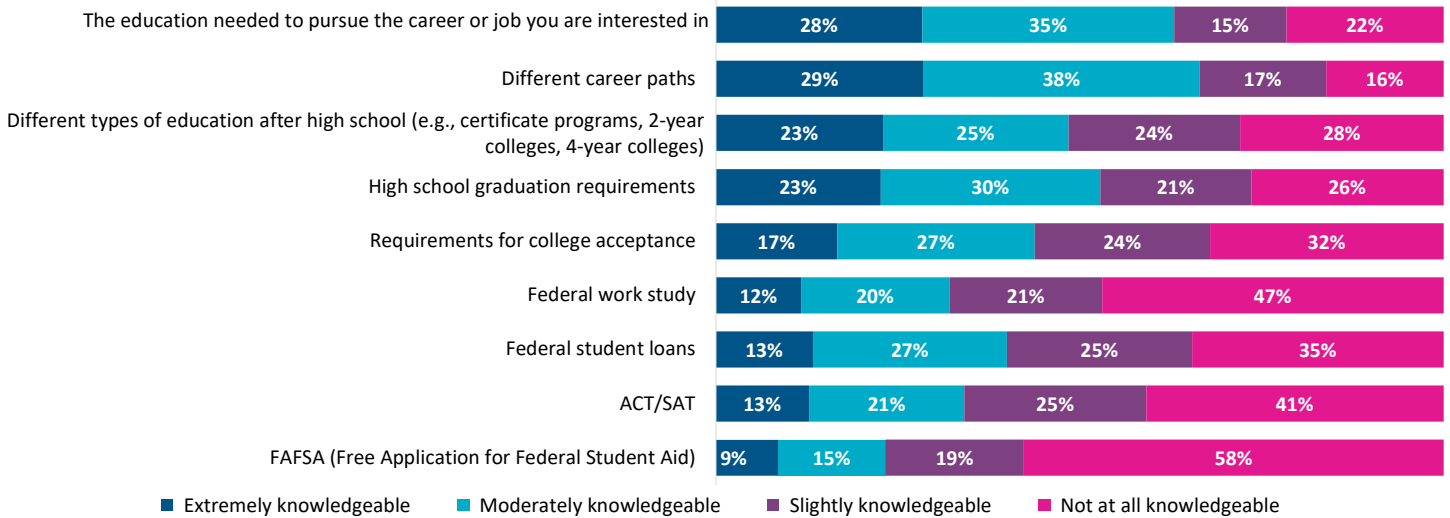
Financial aid programs available to West Virginia students^



Do you think that you could afford to attend one of the following types of colleges using financial aid, scholarships, and your family's resources?



Please rate your level of knowledge about the following topics.



Section 5: College and Career Activities and Services

Have you participated in any of the activities below? If you did attend, how helpful was the activity in preparing you for your future?[^]

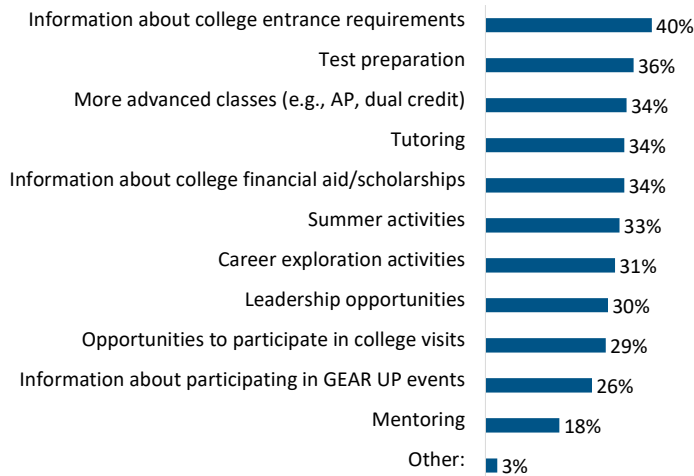
extent participant found each of the following activities helpful

non-participation status

	extent participant found each of the following activities helpful				Number of participants	non-participation status		
	Extremely helpful	Moderately helpful	Slightly helpful	Not at all helpful		Not offered/does not apply	Offered, but I did not attend	Number of non-participants
College Application and Exploration Week	42%	19%	23%	16%	43	93%	7%	123
Activities related to science, technology, engineering, and mathematics (STEM)	29%	21%	36%	13%	75	73%	27%	91
Help with classes (for example, tutoring or homework help)	35%	18%	37%	10%	83	79%	21%	81
Financial literacy workshops (for example, Get a Life Program)	23%	21%	31%	25%	52	93%	7%	113
CFWV.com Web Portal	27%	16%	31%	27%	49	90%	10%	114
College campus visits (virtual)	33%	28%	28%	11%	57	92%	8%	107

[^]Blue column percentages are based on those respondents who indicated participation in an activity. Pink column percentages are based on those respondents who indicated they did not participate in an activity.

Which of the following do you need from your school or GEAR UP to help you be more successful in school and more prepared for college?*

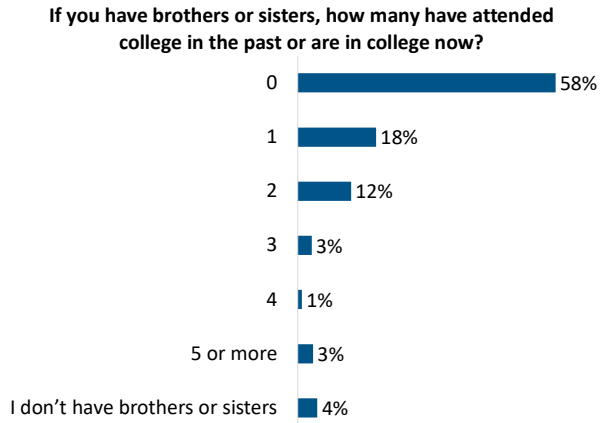
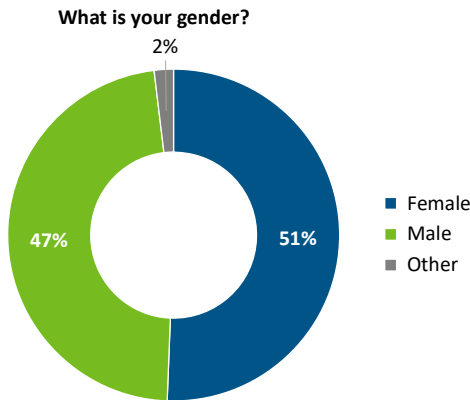


School-Level Response Rates:	
Total Enrollment	374
Surveys Received	322
Response Rate	86%


County Name: **Logan**
 Survey Type: **Grade 7 Student Survey Report**

Notes: Throughout this report, all percentages are rounded to the nearest whole number; amounts lower than 0.5% are rounded down to 0%. An asterisk indicates a select all that apply question; amounts may exceed 100%.

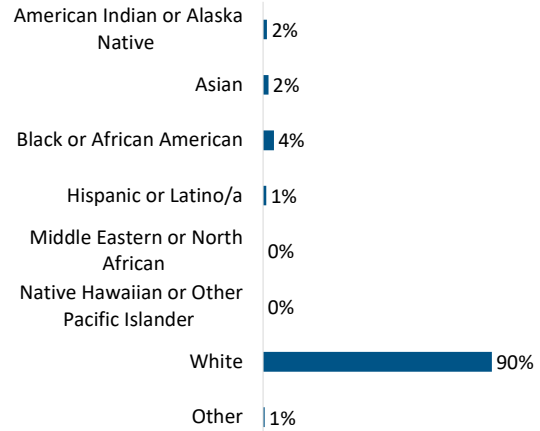
Section 1: Background/Demographics



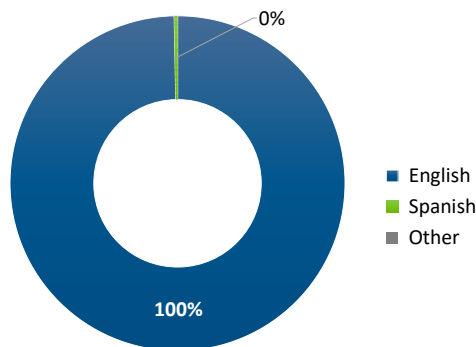
What is the highest level of education achieved by your parent(s)/guardian(s)?



What is your race/ethnicity?

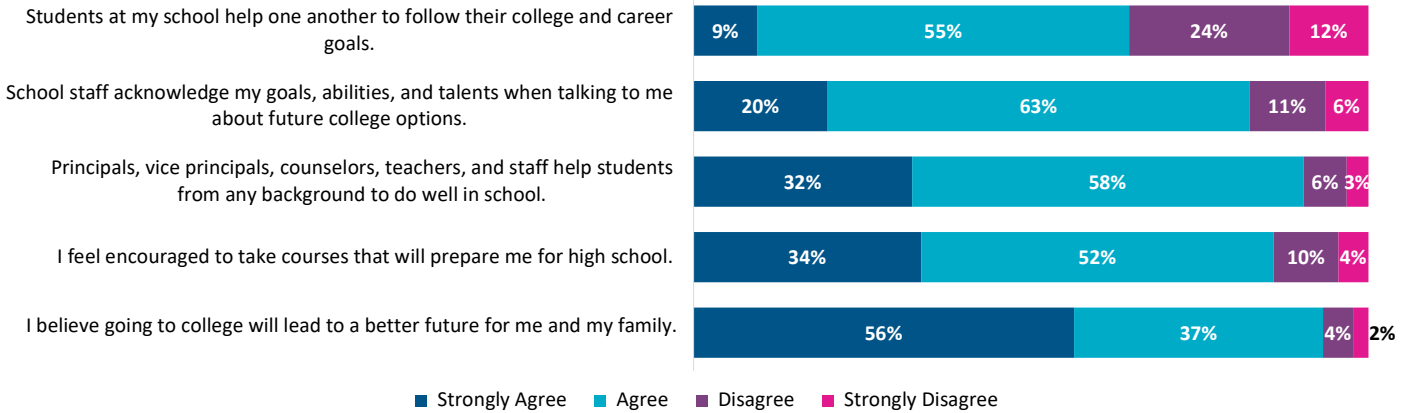


What is the main language you speak at home?



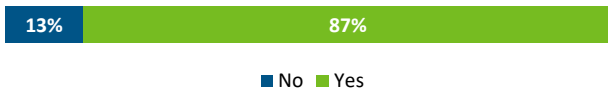
Section 2: About Your School

Please select how much you agree with the following statements about your school.



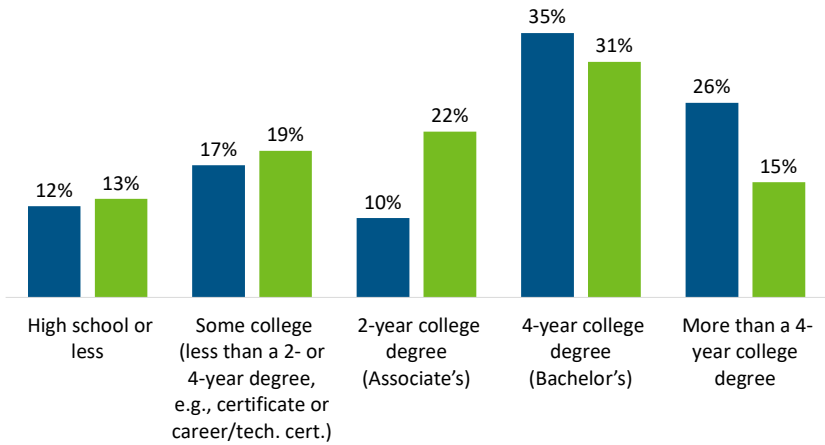
Section 3: Educational Goals and Aspirations

Do you plan to continue your education after high school?

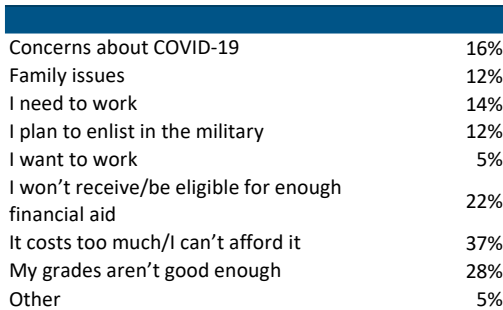


What is the highest level of education that you...

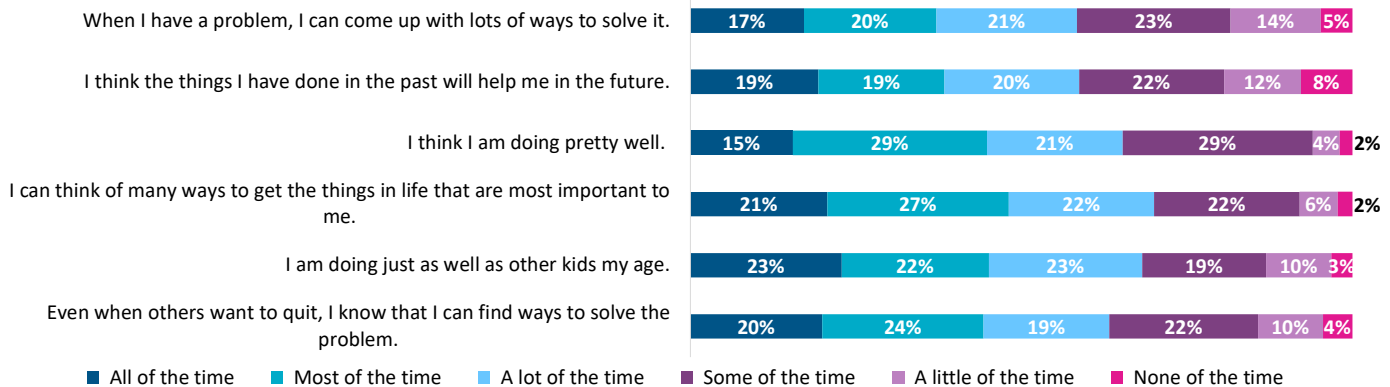
■ would like to get? ■ expect to get?



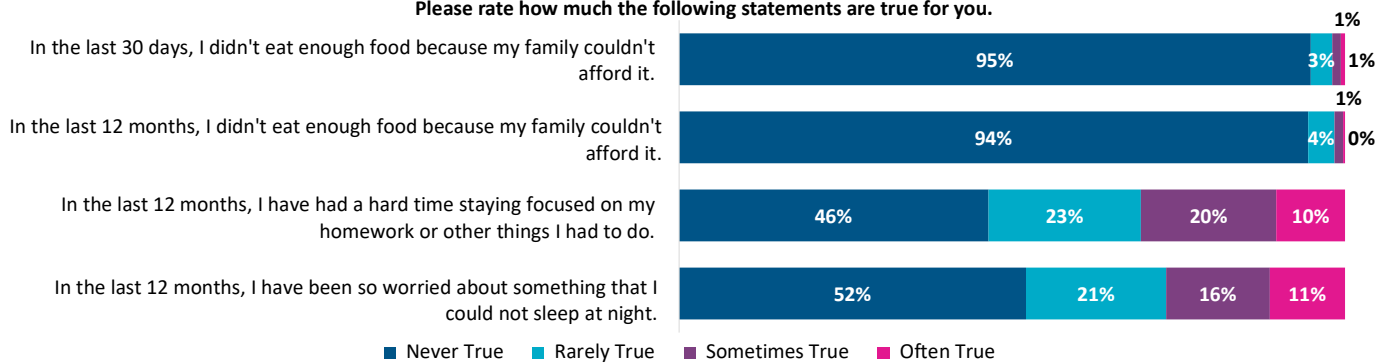
What, if anything, may prevent you from continuing your education after high school?*



Please read the following sentences below and think about how you are in most situations.

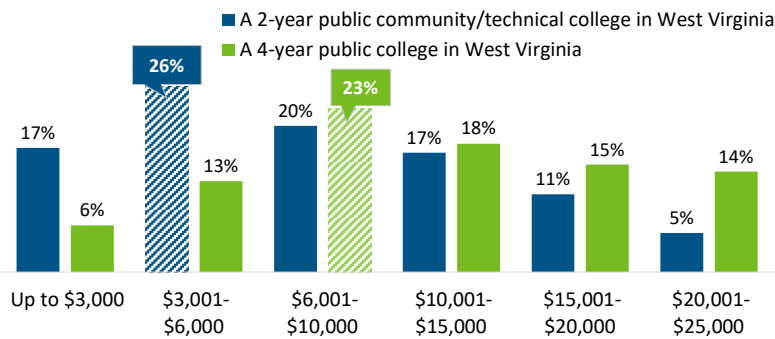


Please rate how much the following statements are true for you.



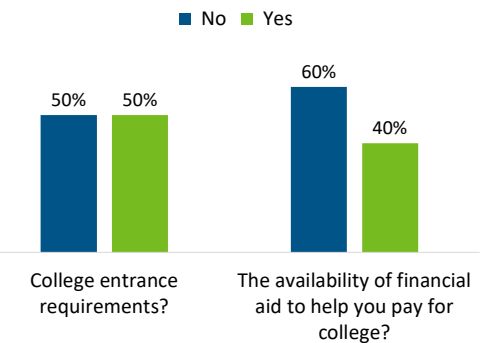
Section 4: College Knowledge and Awareness

On average, how much do you think it costs for one year of in-state tuition to attend the following college options in West Virginia?^

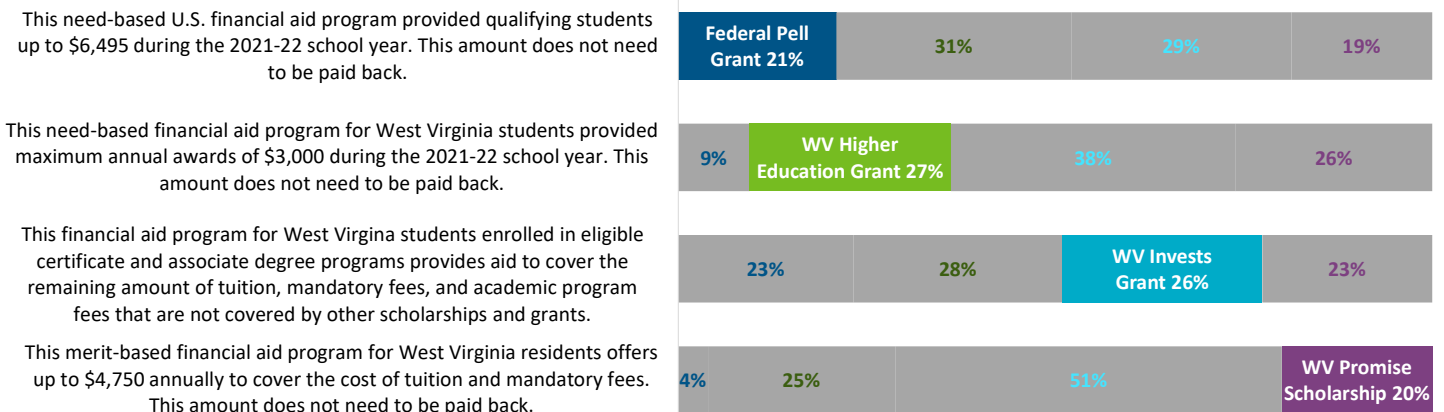


^The correct responses are indicated by pattern filled bar.

Has anyone from your school or GEAR UP ever spoken with you about...

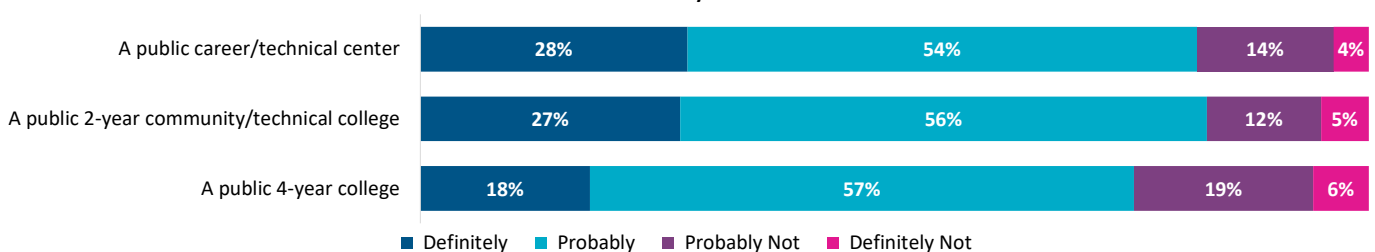


Financial aid programs available to West Virginia students^

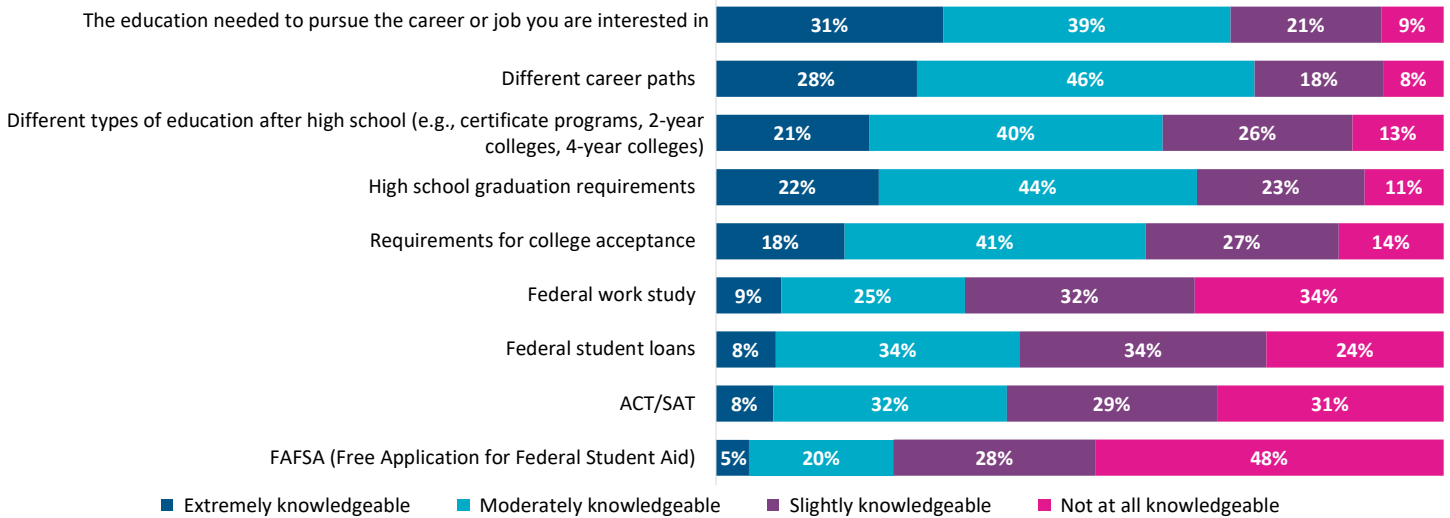


^The correct responses are indicated by filled bar.

Do you think that you could afford to attend one of the following types of colleges using financial aid, scholarships, and your family's resources?



Please rate your level of knowledge about the following topics.



Section 5: College and Career Activities and Services

Have you participated in any of the activities below? If you did attend, how helpful was the activity in preparing you for your future?[^]

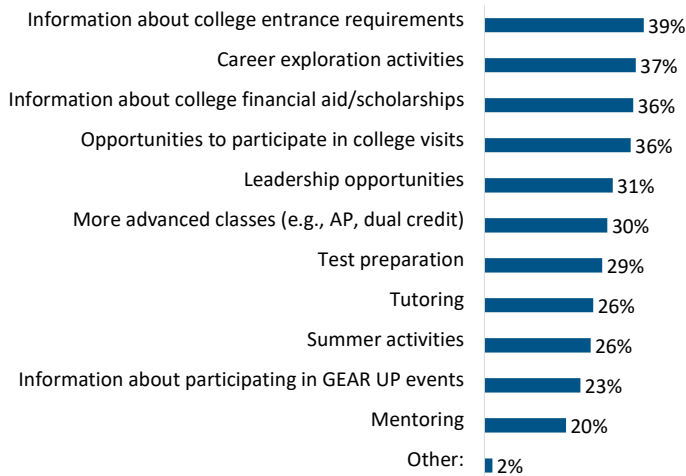
extent participant found each of the following activities helpful

non-participation status

	Extremely helpful	Moderately helpful	Slightly helpful	Not at all helpful	Number of participants	Not offered/does not apply	Offered, but I did not attend	Number of non-participants
College Application and Exploration Week	15%	28%	44%	13%	75	91%	9%	227
Activities related to science, technology, engineering, and mathematics (STEM)	10%	42%	40%	7%	137	82%	18%	166
Help with classes (for example, tutoring or homework help)	18%	38%	34%	9%	157	78%	22%	144
Financial literacy workshops (for example, Get a Life Program)	11%	34%	40%	15%	114	90%	10%	187
CFWV.com Web Portal	10%	41%	42%	7%	107	90%	10%	193
College campus visits (virtual)	27%	32%	33%	8%	111	89%	11%	190

[^]Blue column percentages are based on those respondents who indicated participation in an activity. Pink column percentages are based on those respondents who indicated they did not participate in an activity.

Which of the following do you need from your school or GEAR UP to help you be more successful in school and more prepared for college?*

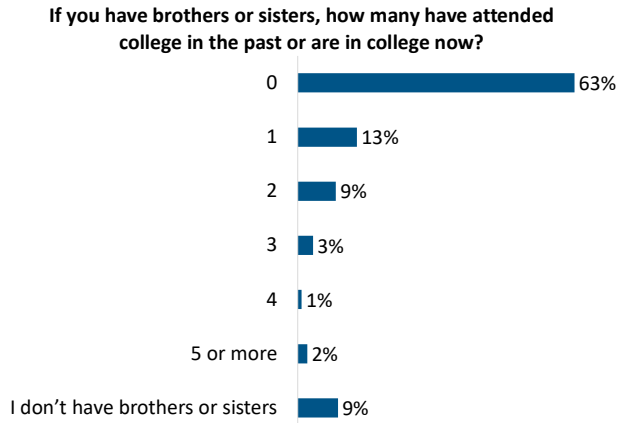
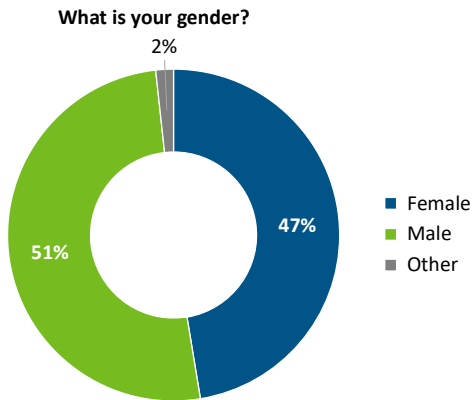


School-Level Response Rates:	
Total Enrollment	278
Surveys Received	234
Response Rate	84%


County Name: **Mason**
 Survey Type: **Grade 7 Student Survey Report**

Notes: Throughout this report, all percentages are rounded to the nearest whole number; amounts lower than 0.5% are rounded down to 0%. An asterisk indicates a select all that apply question; amounts may exceed 100%.

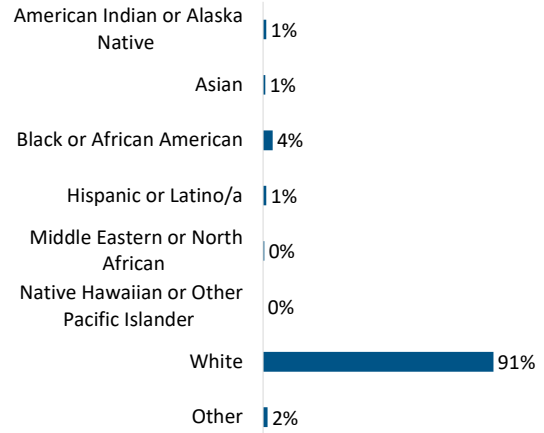
Section 1: Background/Demographics



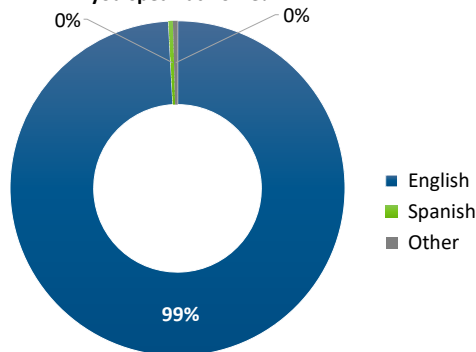
What is the highest level of education achieved by your parent(s)/guardian(s)?



What is your race/ethnicity?

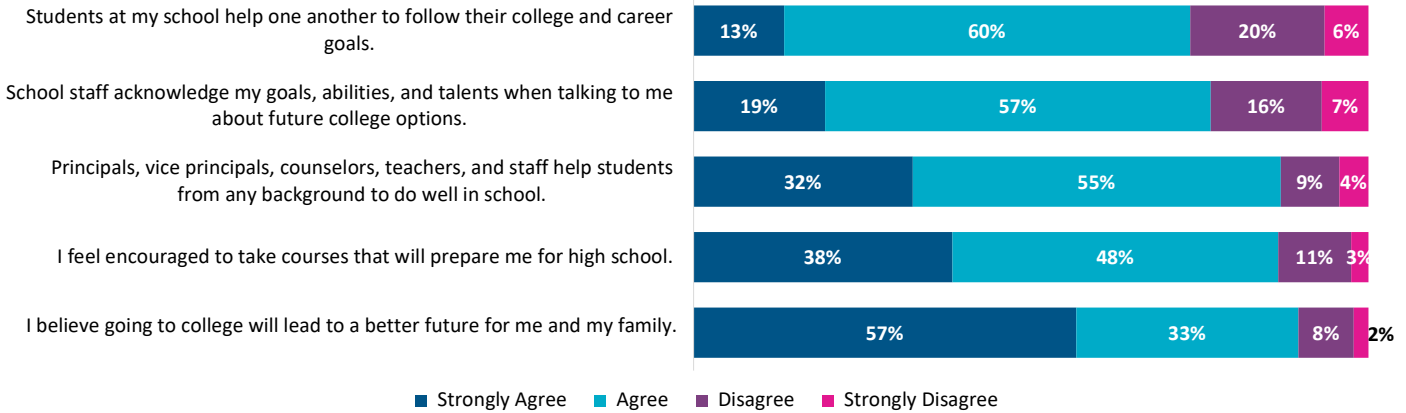


What is the main language you speak at home?



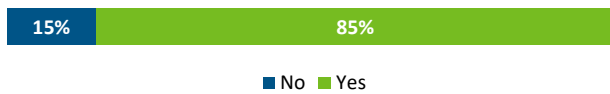
Section 2: About Your School

Please select how much you agree with the following statements about your school.



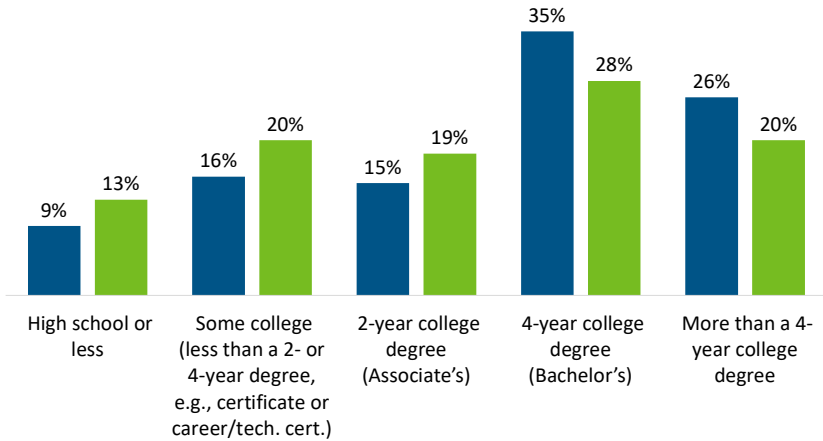
Section 3: Educational Goals and Aspirations

Do you plan to continue your education after high school?

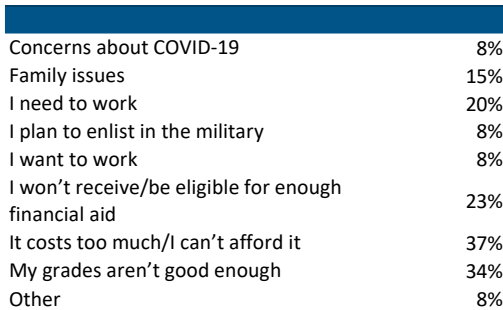


What is the highest level of education that you...

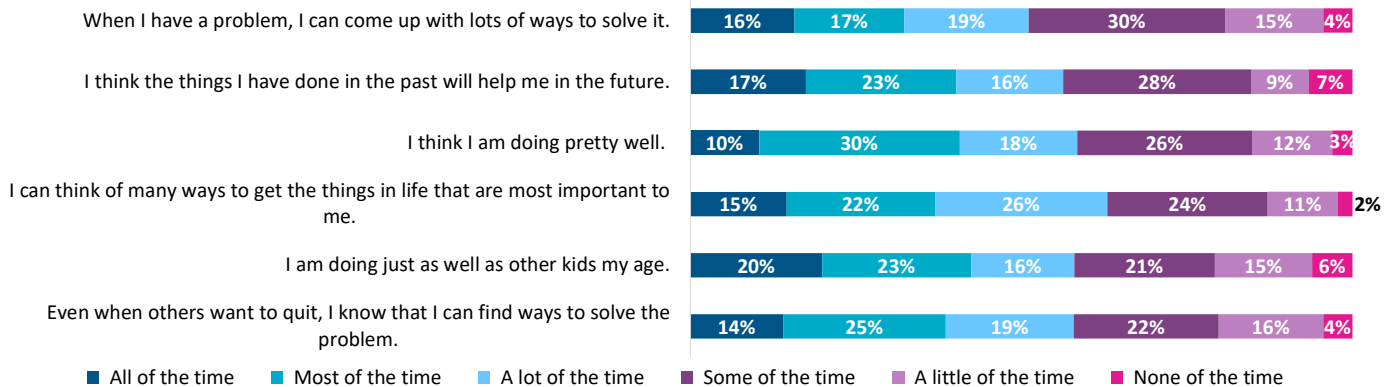
■ would like to get? ■ expect to get?



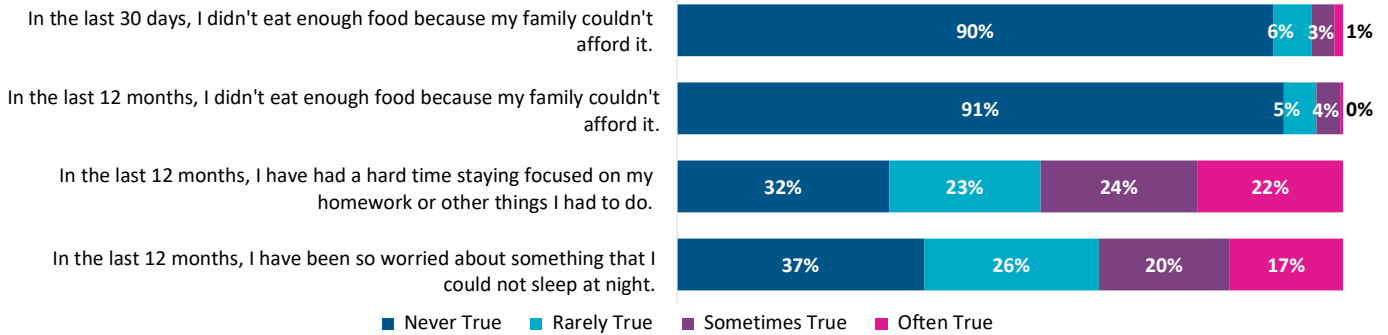
What, if anything, may prevent you from continuing your education after high school?*



Please read the following sentences below and think about how you are in most situations.

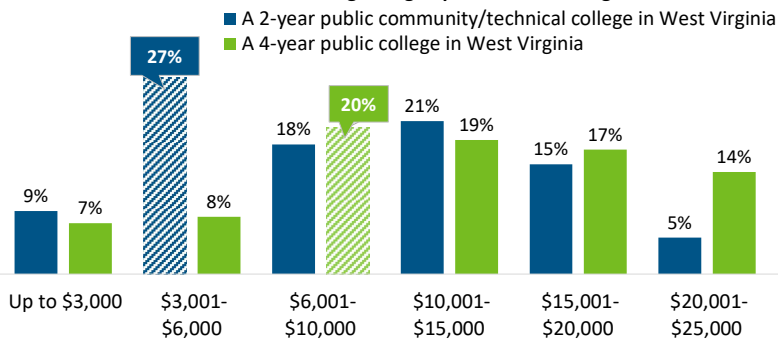


Please rate how much the following statements are true for you.

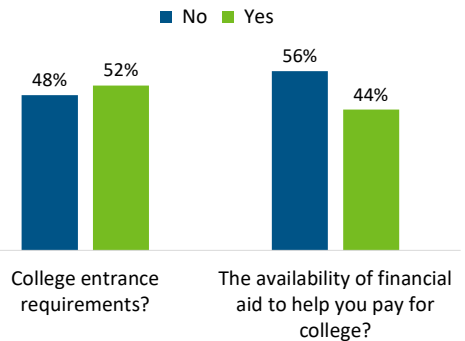


Section 4: College Knowledge and Awareness

On average, how much do you think it costs for one year of in-state tuition to attend the following college options in West Virginia?^

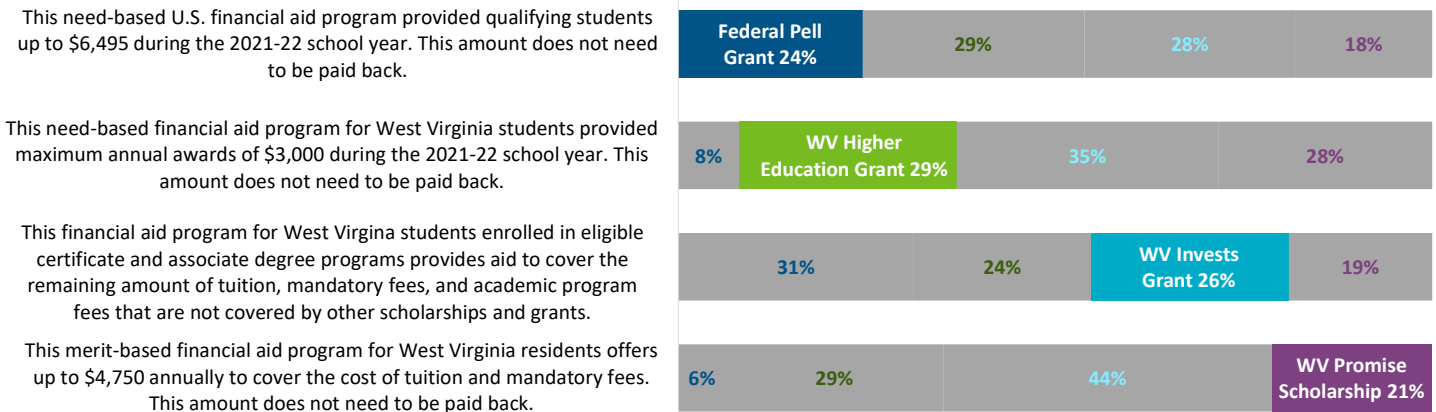


Has anyone from your school or GEAR UP ever spoken with you about...



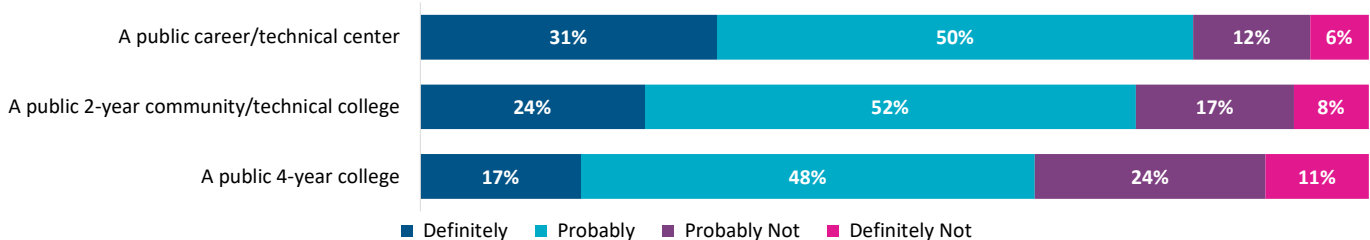
^The correct responses are indicated by pattern filled bar.

Financial aid programs available to West Virginia students^

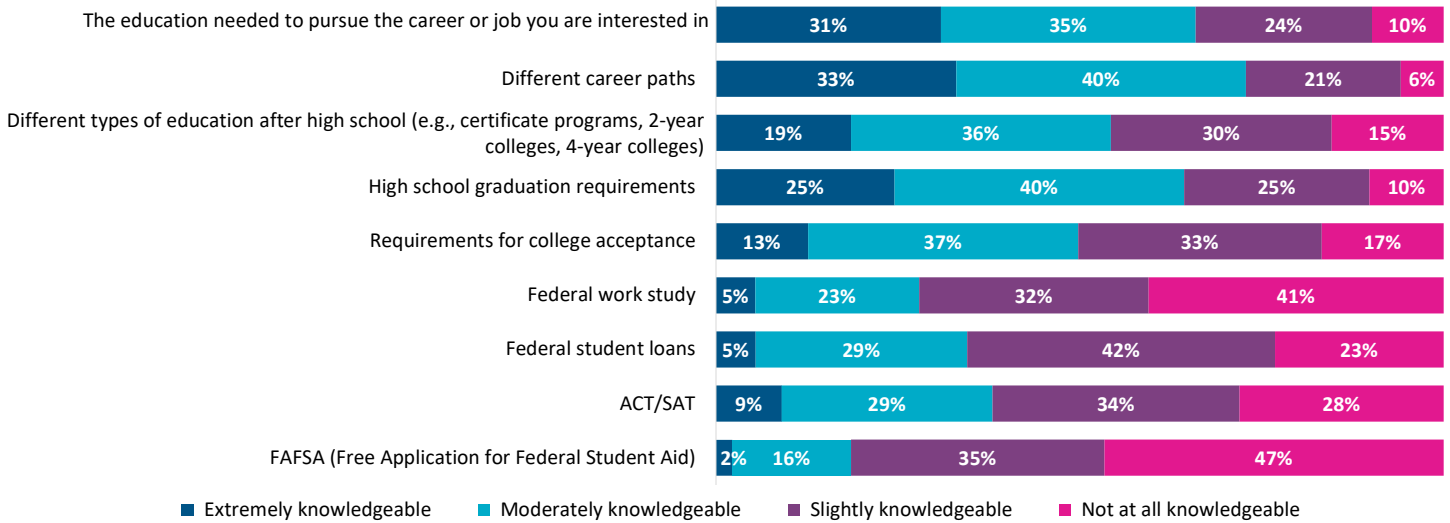


^The correct responses are indicated by filled bar.

Do you think that you could afford to attend one of the following types of colleges using financial aid, scholarships, and your family's resources?



Please rate your level of knowledge about the following topics.



Section 5: College and Career Activities and Services

Have you participated in any of the activities below? If you did attend, how helpful was the activity in preparing you for your future?[^]

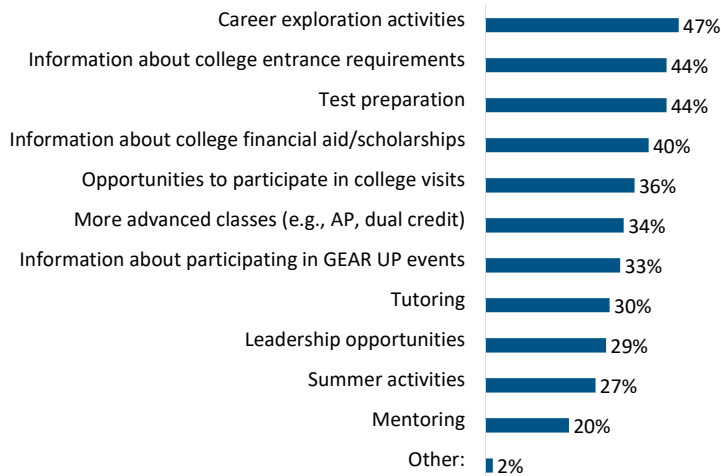
extent participant found each of the following activities helpful

non-participation status

	Extremely helpful	Moderately helpful	Slightly helpful	Not at all helpful	Number of participants	Not offered/does not apply	Offered, but I did not attend	Number of non-participants
College Application and Exploration Week	12%	25%	45%	18%	65	92%	8%	156
Activities related to science, technology, engineering, and mathematics (STEM)	21%	31%	36%	12%	118	80%	20%	102
Help with classes (for example, tutoring or homework help)	27%	29%	36%	9%	104	59%	41%	118
Financial literacy workshops (for example, Get a Life Program)	10%	30%	39%	20%	69	87%	13%	145
CFWV.com Web Portal	8%	37%	37%	18%	113	90%	10%	103
College campus visits (virtual)	17%	32%	39%	12%	90	87%	13%	127

[^]Blue column percentages are based on those respondents who indicated participation in an activity. Pink column percentages are based on those respondents who indicated they did not participate in an activity.

Which of the following do you need from your school or GEAR UP to help you be more successful in school and more prepared for college?*



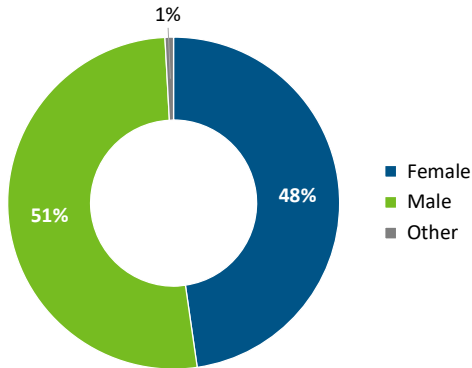
School-Level Response Rates:	
Total Enrollment	282
Surveys Received	240
Response Rate	85%

County Name: **Mingo**
 Survey Type: **Grade 7 Student Survey Report**

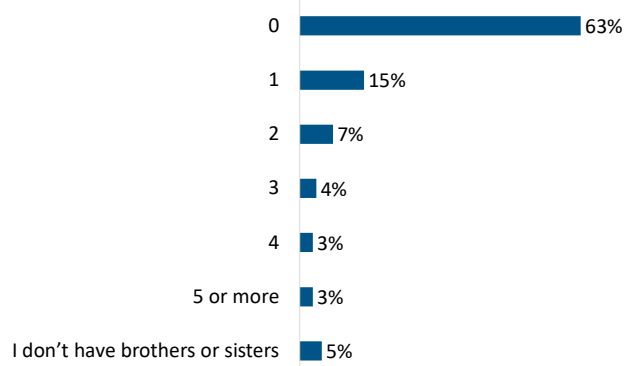
Notes: Throughout this report, all percentages are rounded to the nearest whole number; amounts lower than 0.5% are rounded down to 0%. An asterisk indicates a select all that apply question; amounts may exceed 100%.

Section 1: Background/Demographics


What is your gender?



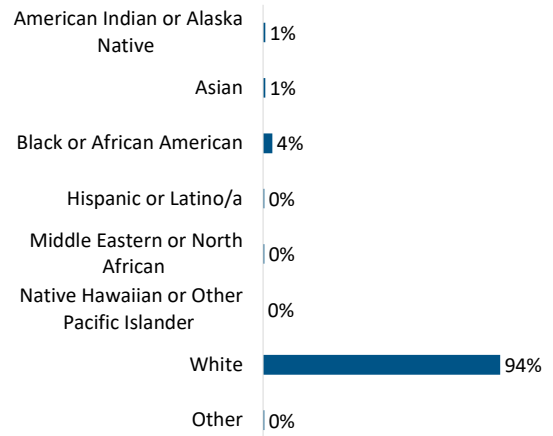
If you have brothers or sisters, how many have attended college in the past or are in college now?



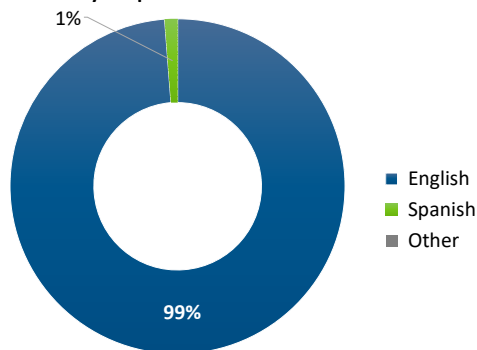
What is the highest level of education achieved by your parent(s)/guardian(s)?



What is your race/ethnicity?

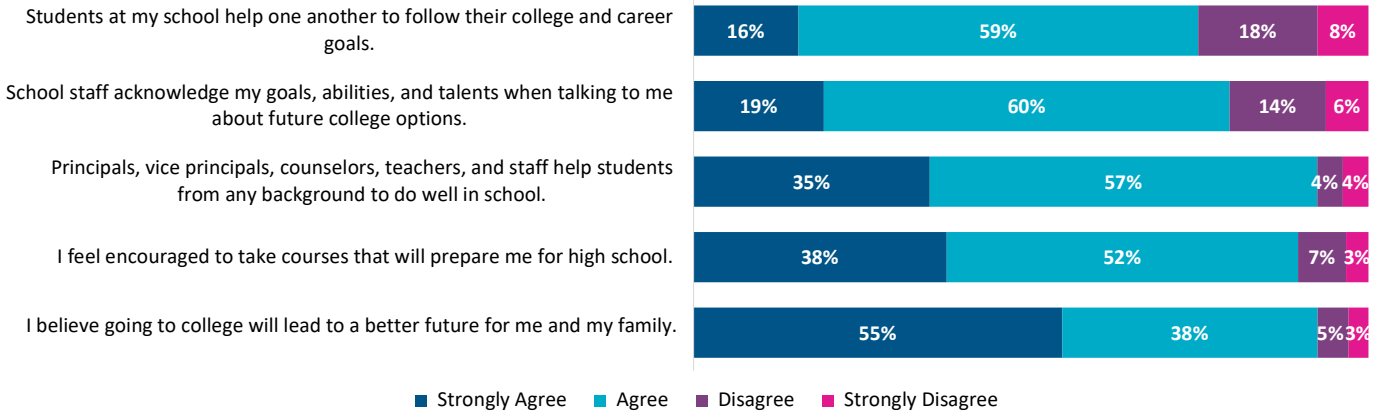


What is the main language you speak at home?



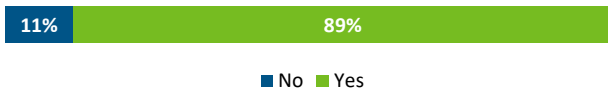
Section 2: About Your School

Please select how much you agree with the following statements about your school.

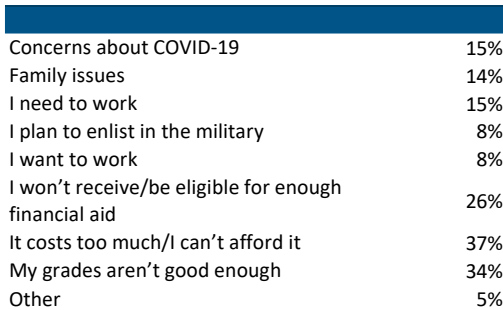


Section 3: Educational Goals and Aspirations

Do you plan to continue your education after high school?

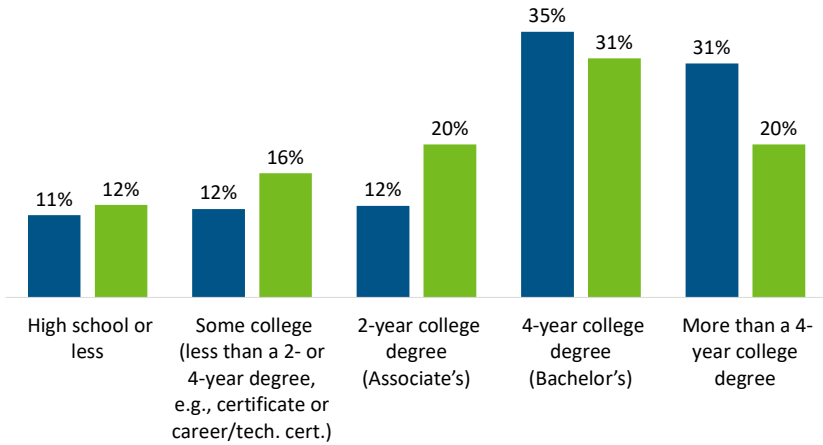


What, if anything, may prevent you from continuing your education after high school?*

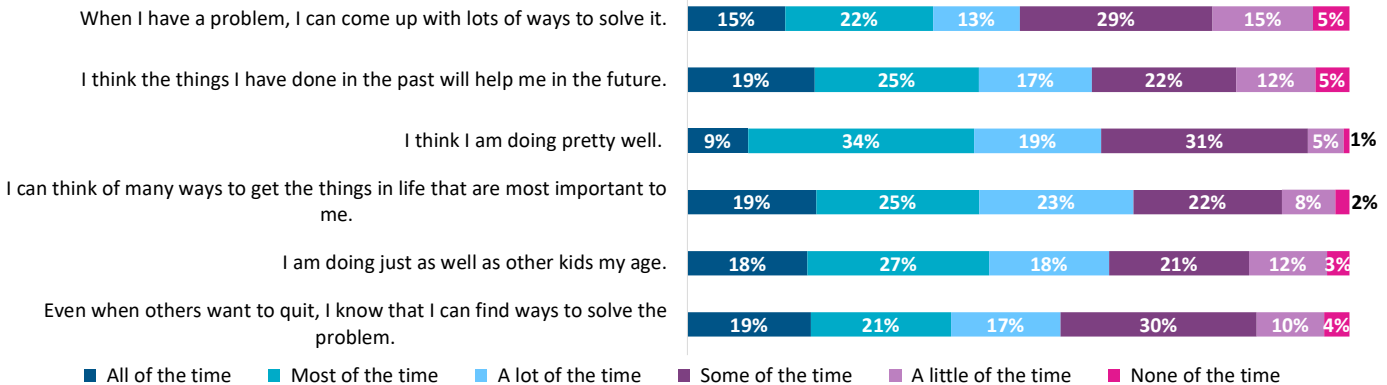


What is the highest level of education that you...

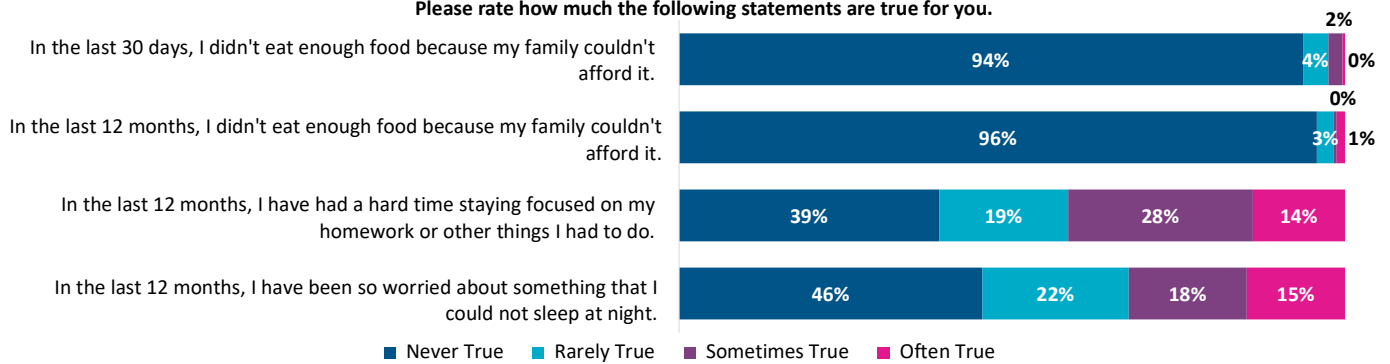
■ would like to get? ■ expect to get?



Please read the following sentences below and think about how you are in most situations.

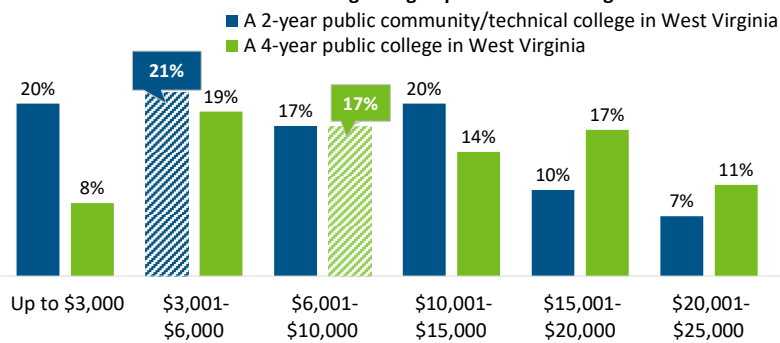


Please rate how much the following statements are true for you.



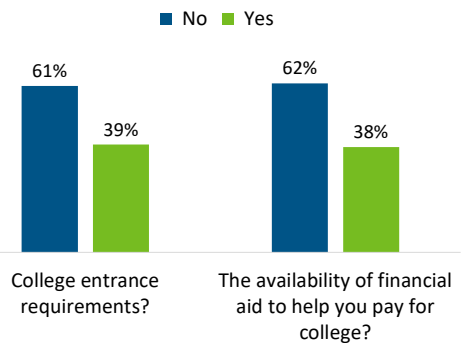
Section 4: College Knowledge and Awareness

On average, how much do you think it costs for one year of in-state tuition to attend the following college options in West Virginia?^

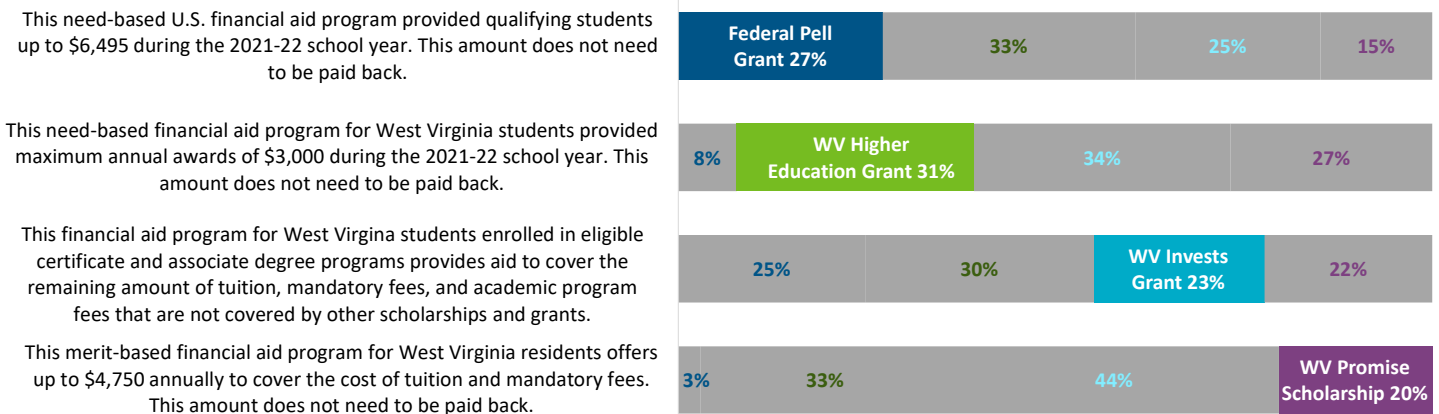


^The correct responses are indicated by pattern filled bar.

Has anyone from your school or GEAR UP ever spoken with you about...

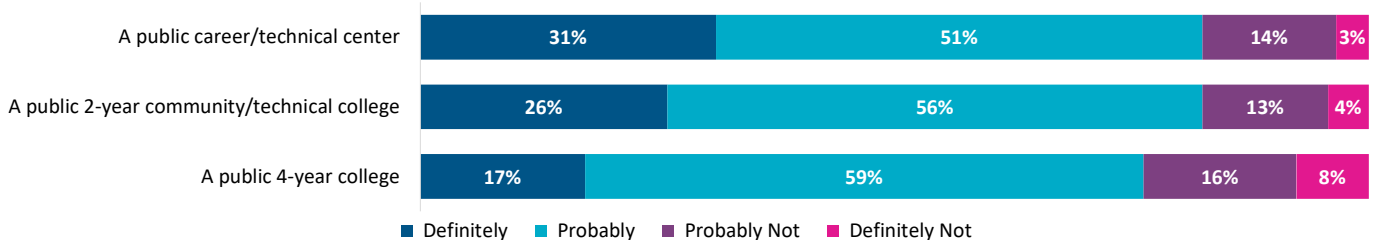


Financial aid programs available to West Virginia students^

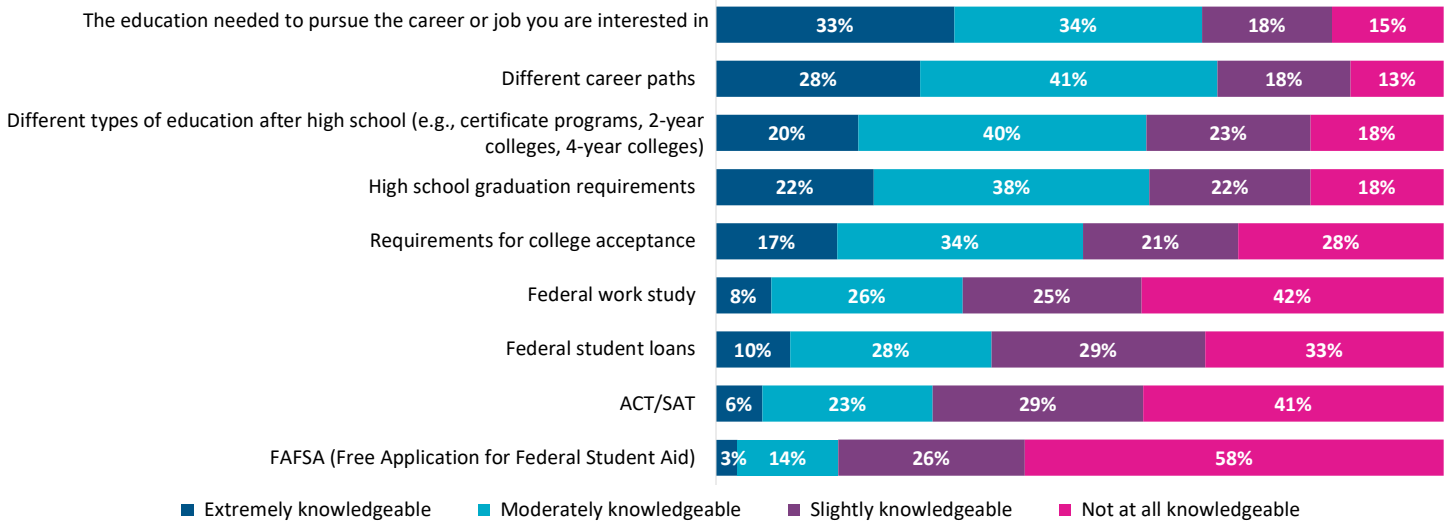


^The correct responses are indicated by filled bar.

Do you think that you could afford to attend one of the following types of colleges using financial aid, scholarships, and your family's resources?



Please rate your level of knowledge about the following topics.



Section 5: College and Career Activities and Services

Have you participated in any of the activities below? If you did attend, how helpful was the activity in preparing you for your future?[^]

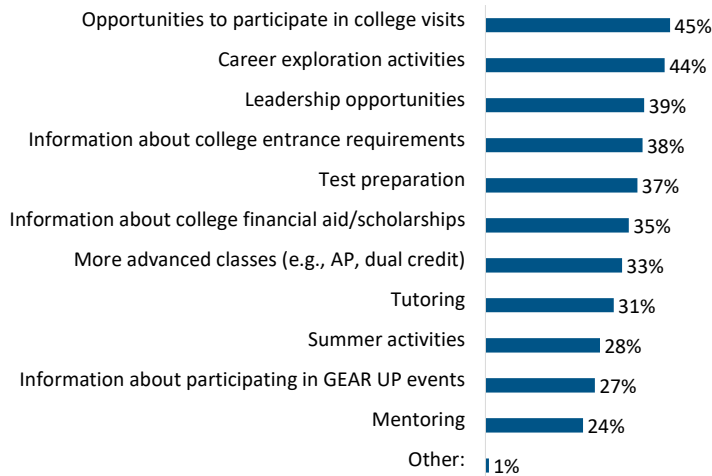
extent participant found each of the following activities helpful

non-participation status

	Extremely helpful	Moderately helpful	Slightly helpful	Not at all helpful	Number of participants	Not offered/does not apply	Offered, but I did not attend	Number of non-participants
College Application and Exploration Week	25%	32%	33%	9%	75	91%	9%	160
Activities related to science, technology, engineering, and mathematics (STEM)	20%	33%	40%	7%	96	80%	20%	138
Help with classes (for example, tutoring or homework help)	23%	35%	35%	7%	111	66%	34%	122
Financial literacy workshops (for example, Get a Life Program)	24%	36%	29%	11%	85	83%	17%	149
CFWV.com Web Portal	15%	29%	37%	19%	91	87%	13%	143
College campus visits (virtual)	26%	35%	28%	12%	78	87%	13%	155

[^]Blue column percentages are based on those respondents who indicated participation in an activity. Pink column percentages are based on those respondents who indicated they did not participate in an activity.

Which of the following do you need from your school or GEAR UP to help you be more successful in school and more prepared for college?*

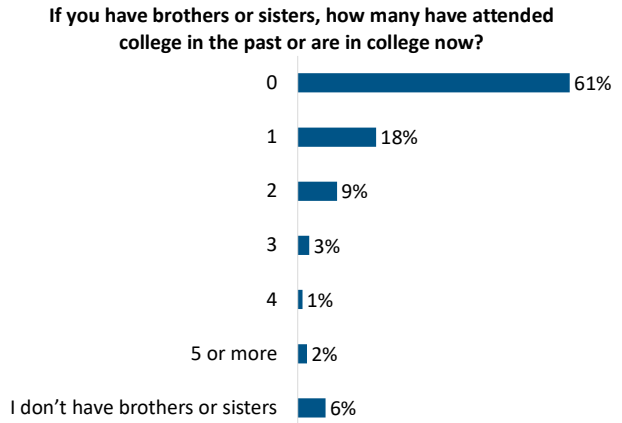
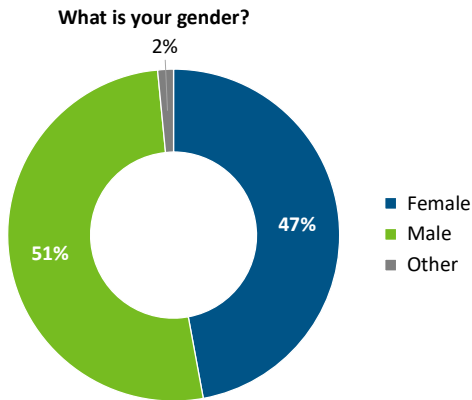


School-Level Response Rates:	
Total Enrollment	250
Surveys Received	196
Response Rate	78%


County Name: **Nicholas**
 Survey Type: **Grade 7 Student Survey Report**

Notes: Throughout this report, all percentages are rounded to the nearest whole number; amounts lower than 0.5% are rounded down to 0%. An asterisk indicates a select all that apply question; amounts may exceed 100%.

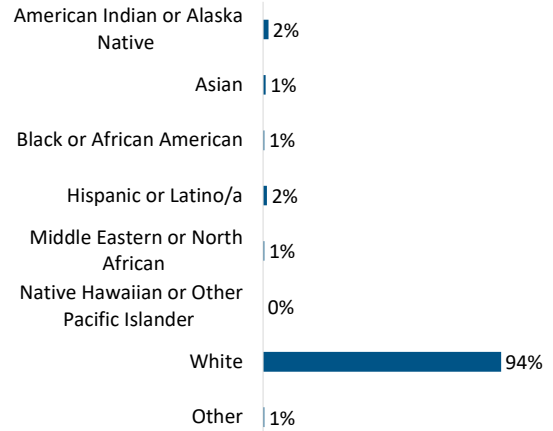
Section 1: Background/Demographics



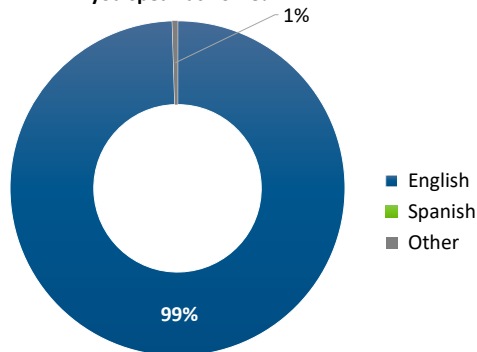
What is the highest level of education achieved by your parent(s)/guardian(s)?



What is your race/ethnicity?

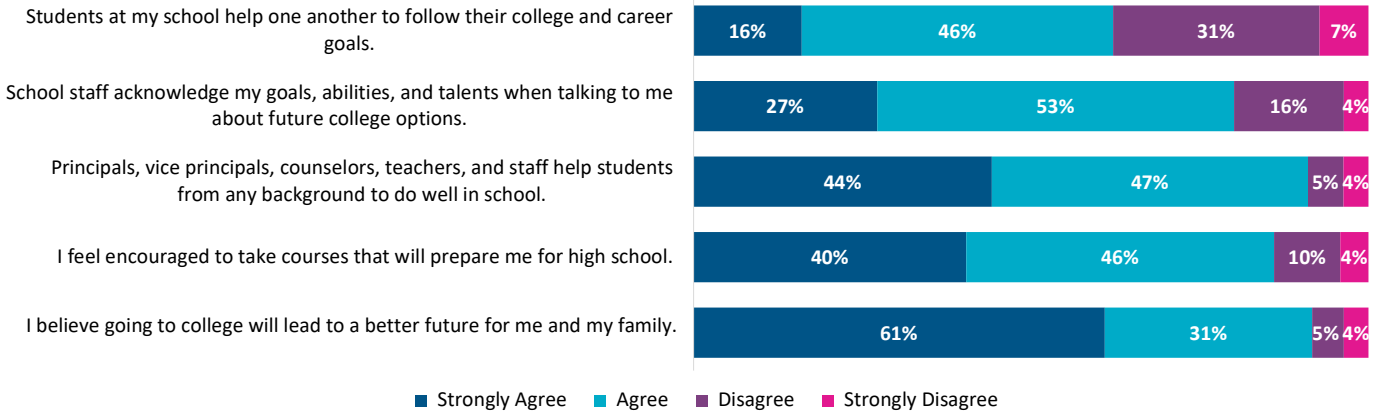


What is the main language you speak at home?



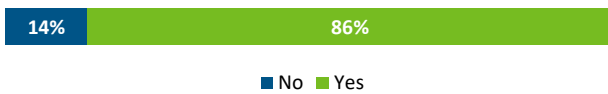
Section 2: About Your School

Please select how much you agree with the following statements about your school.

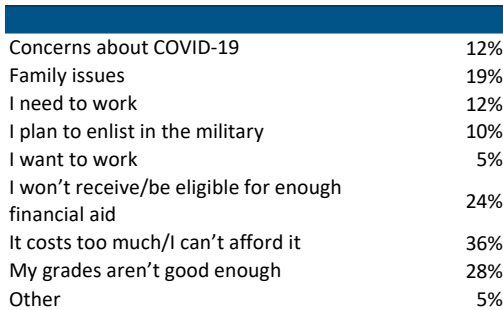


Section 3: Educational Goals and Aspirations

Do you plan to continue your education after high school?

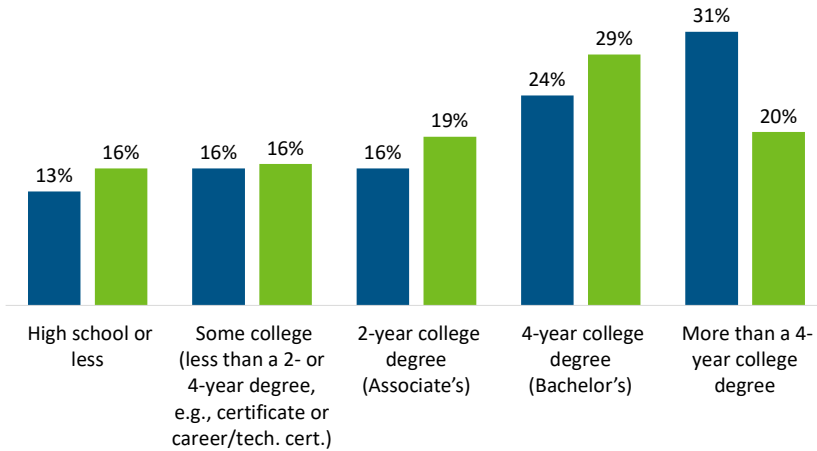


What, if anything, may prevent you from continuing your education after high school?*

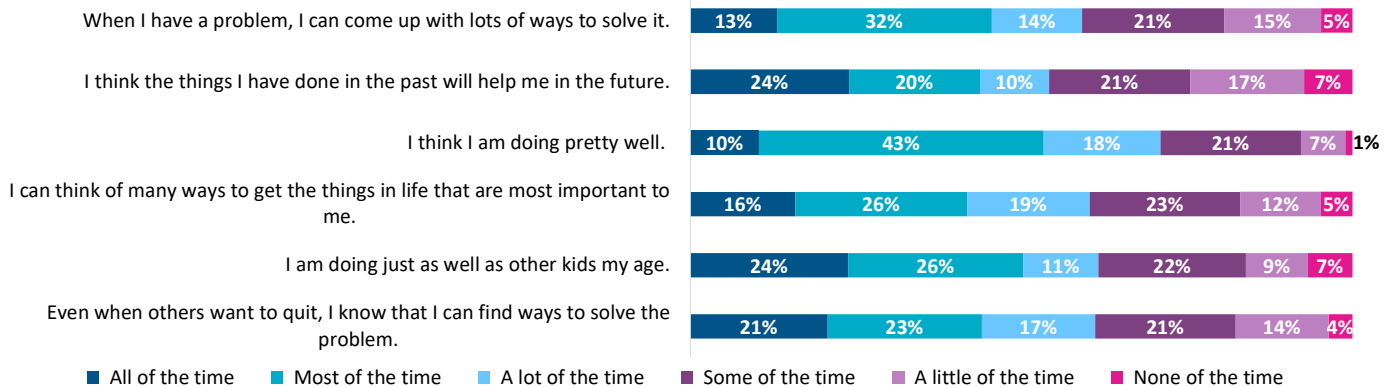


What is the highest level of education that you...

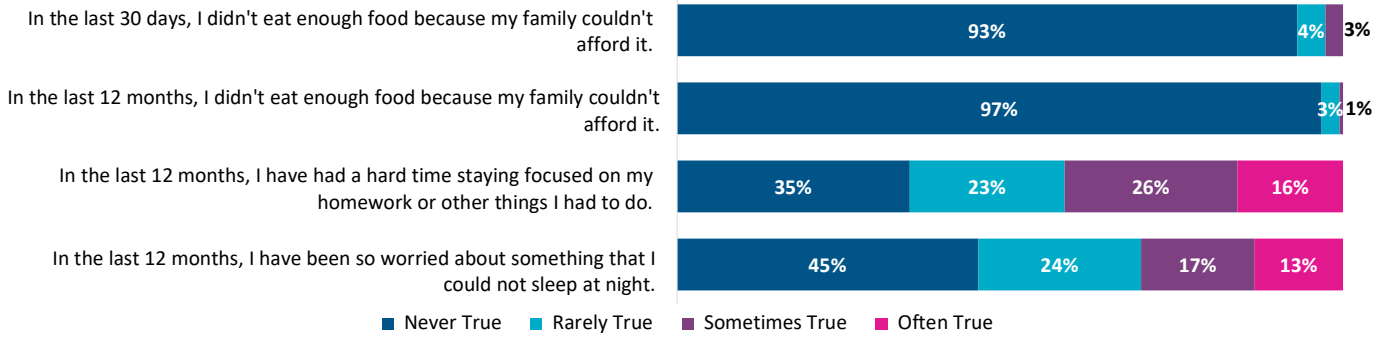
■ would like to get? ■ expect to get?



Please read the following sentences below and think about how you are in most situations.

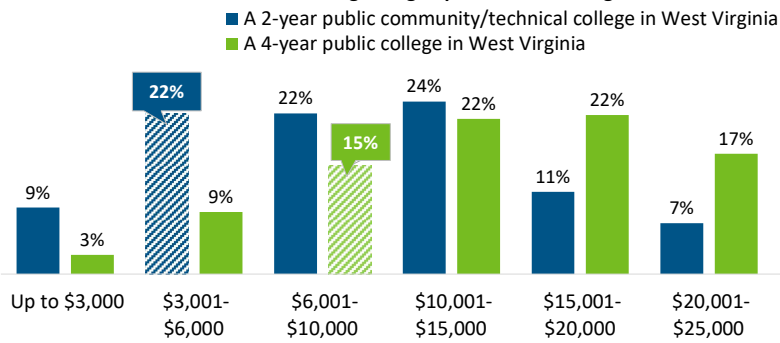


Please rate how much the following statements are true for you.



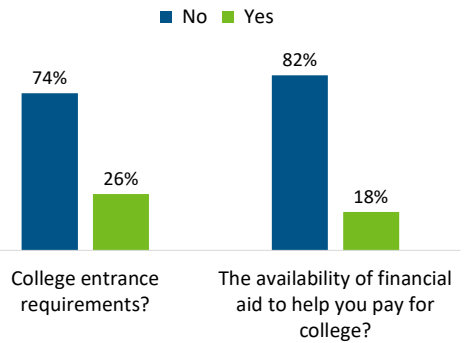
Section 4: College Knowledge and Awareness

On average, how much do you think it costs for one year of in-state tuition to attend the following college options in West Virginia?^

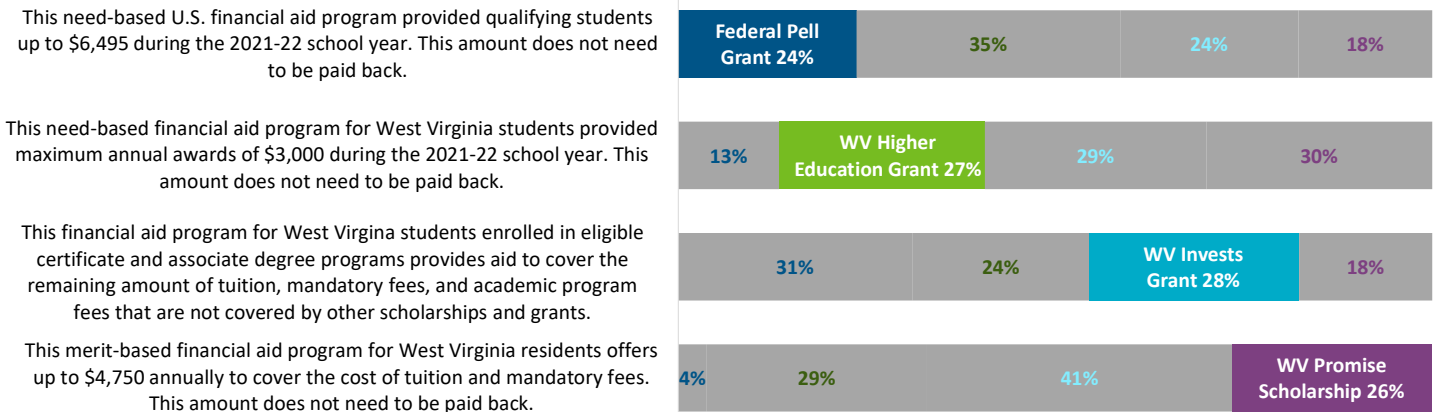


^The correct responses are indicated by pattern filled bar.

Has anyone from your school or GEAR UP ever spoken with you about...

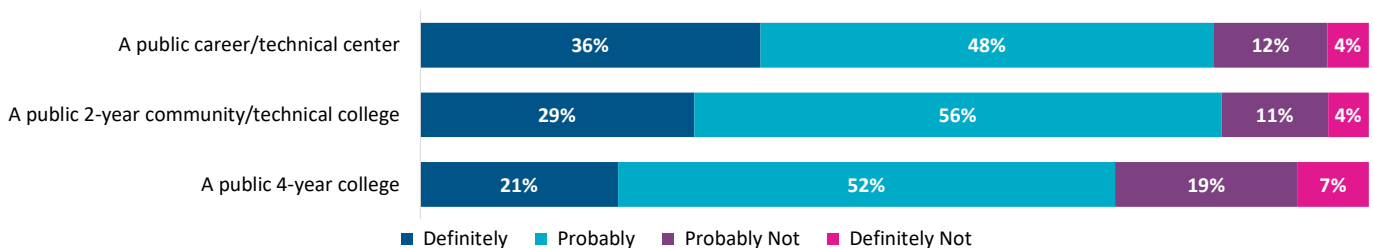


Financial aid programs available to West Virginia students^

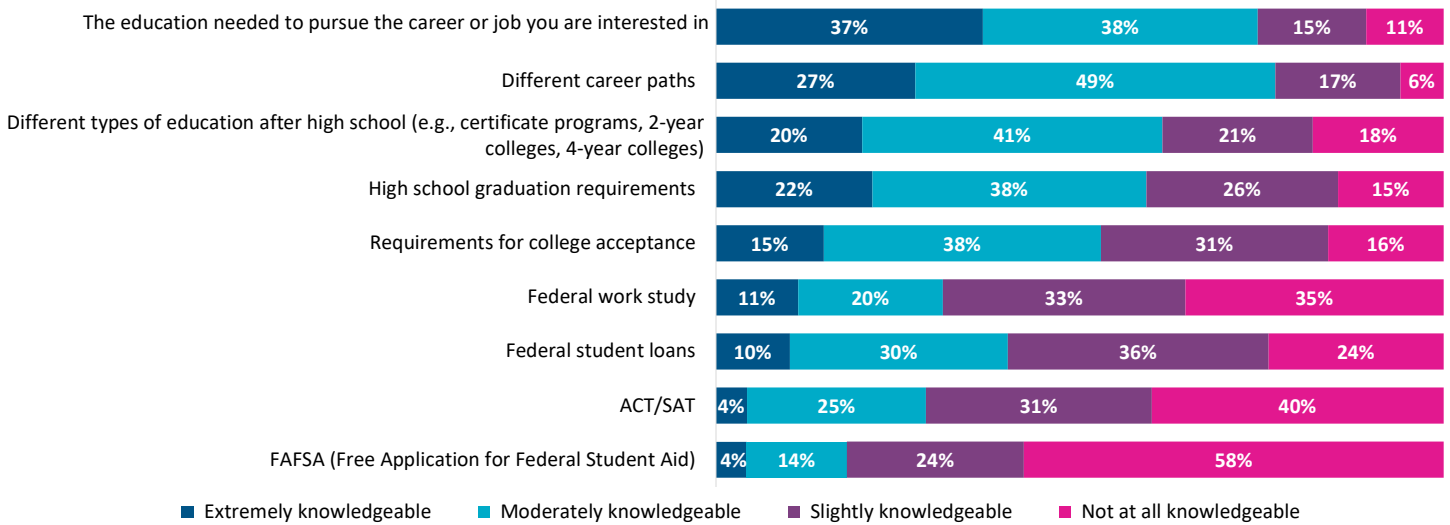


^The correct responses are indicated by filled bar.

Do you think that you could afford to attend one of the following types of colleges using financial aid, scholarships, and your family's resources?



Please rate your level of knowledge about the following topics.



Section 5: College and Career Activities and Services

Have you participated in any of the activities below? If you did attend, how helpful was the activity in preparing you for your future?[^]

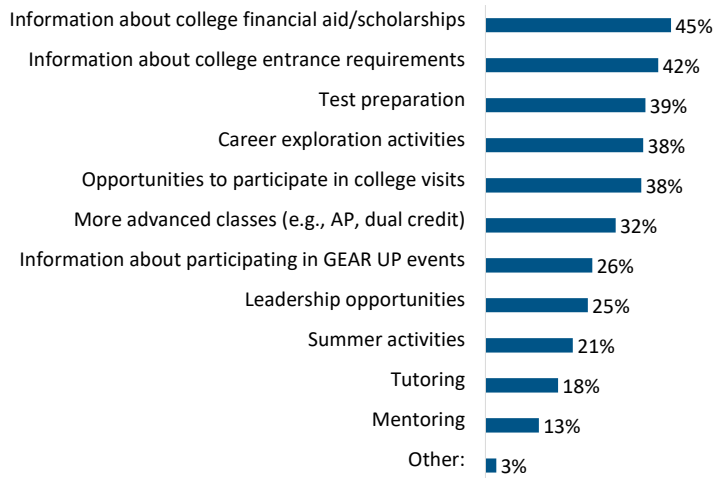
extent participant found each of the following activities helpful

non-participation status

	Extremely helpful	Moderately helpful	Slightly helpful	Not at all helpful	Number of participants	Not offered/does not apply	Offered, but I did not attend	Number of non-participants
College Application and Exploration Week	17%	36%	33%	14%	36	94%	6%	150
Activities related to science, technology, engineering, and mathematics (STEM)	18%	42%	36%	4%	97	79%	21%	86
Help with classes (for example, tutoring or homework help)	26%	26%	42%	6%	78	79%	21%	107
Financial literacy workshops (for example, Get a Life Program)	28%	23%	28%	23%	40	97%	3%	142
CFWV.com Web Portal	22%	15%	44%	20%	41	96%	4%	141
College campus visits (virtual)	29%	31%	29%	11%	55	98%	2%	131

[^]Blue column percentages are based on those respondents who indicated participation in an activity. Pink column percentages are based on those respondents who indicated they did not participate in an activity.

Which of the following do you need from your school or GEAR UP to help you be more successful in school and more prepared for college?*

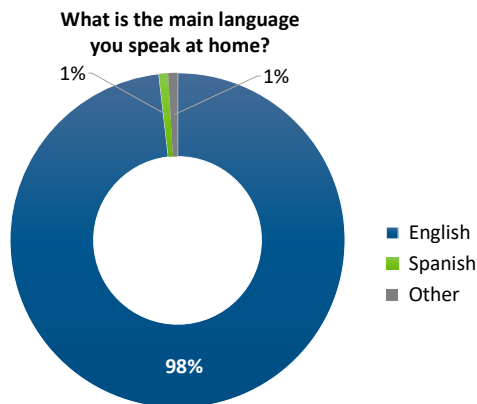
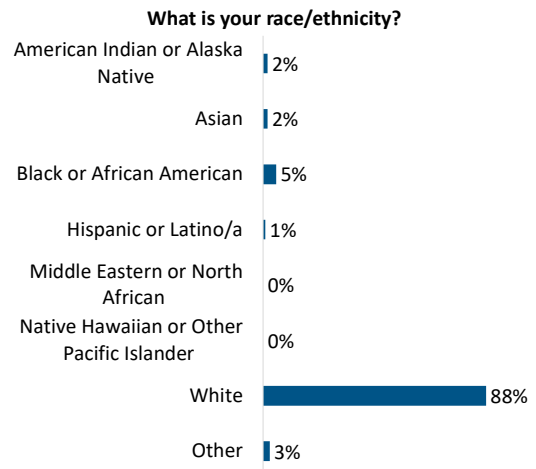
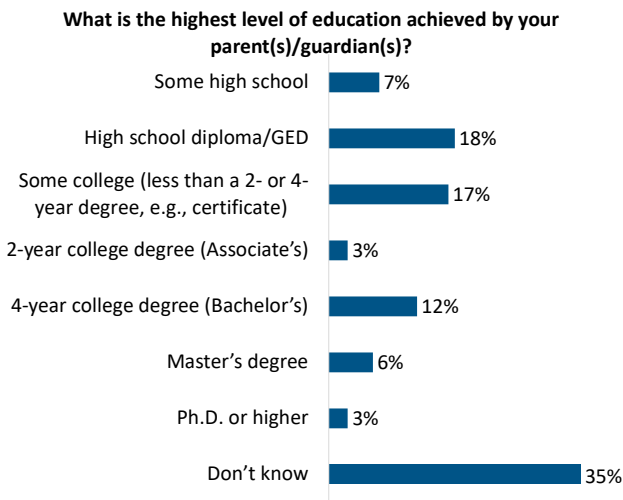
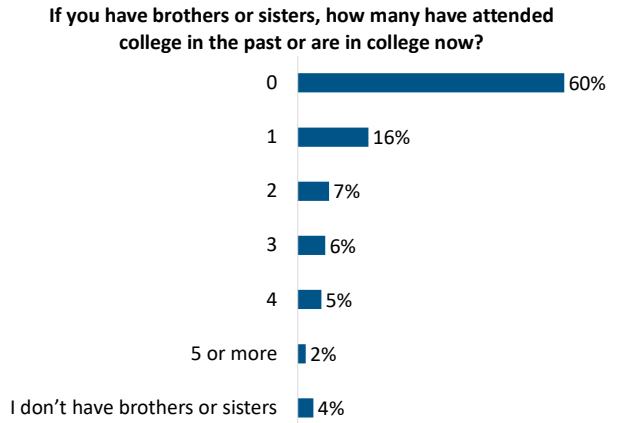
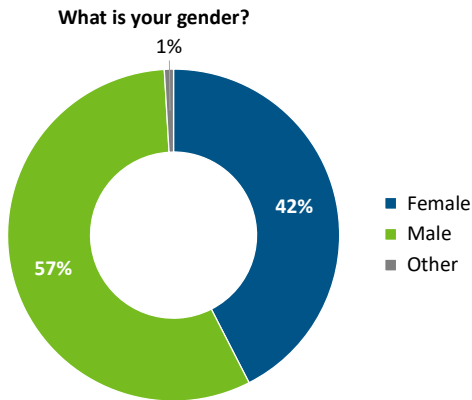


School-Level Response Rates:	
Total Enrollment	132
Surveys Received	116
Response Rate	88%

County Name: **Roane**
 Survey Type: **Grade 7 Student Survey Report**

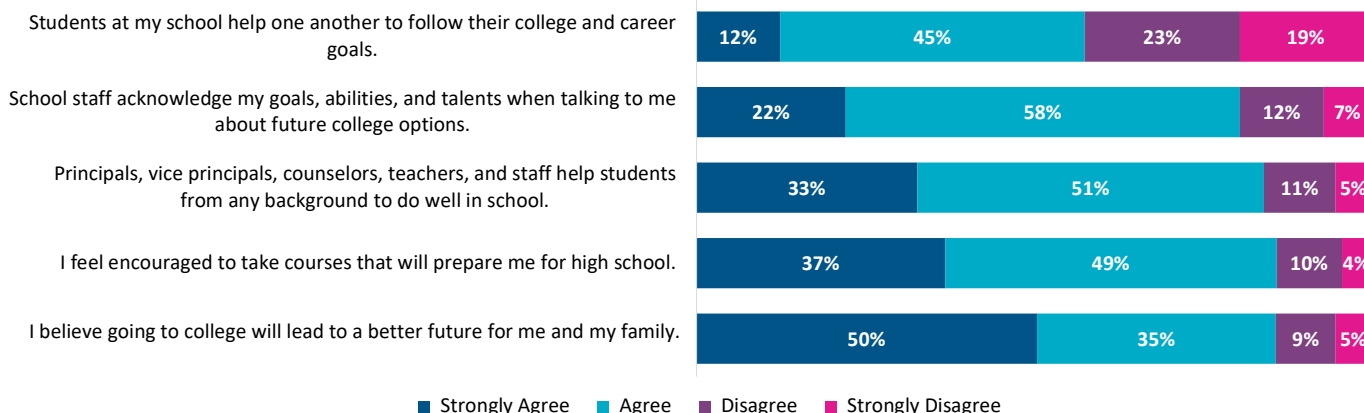
Notes: Throughout this report, all percentages are rounded to the nearest whole number; amounts lower than 0.5% are rounded down to 0%. An asterisk indicates a select all that apply question; amounts may exceed 100%.

Section 1: Background/Demographics



Section 2: About Your School

Please select how much you agree with the following statements about your school.



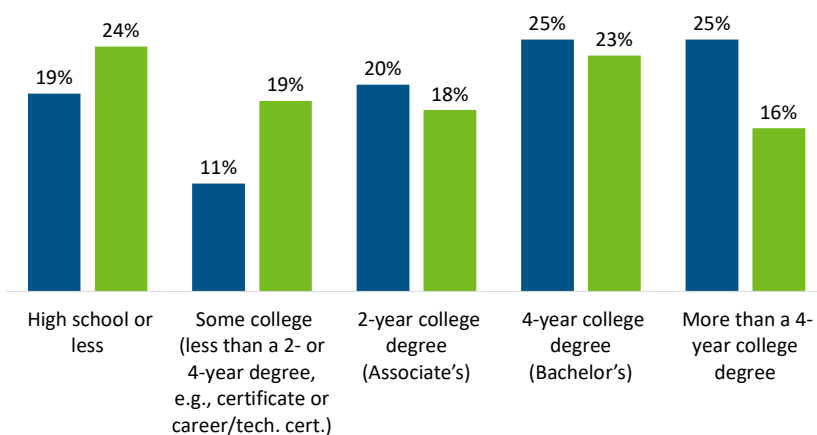
Section 3: Educational Goals and Aspirations

Do you plan to continue your education after high school?

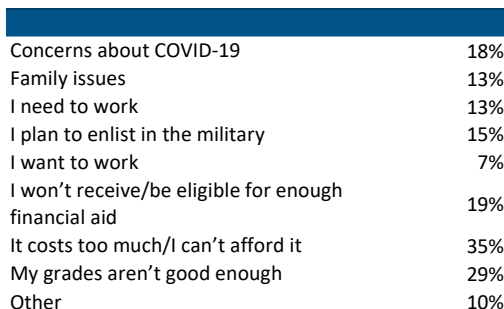


What is the highest level of education that you...

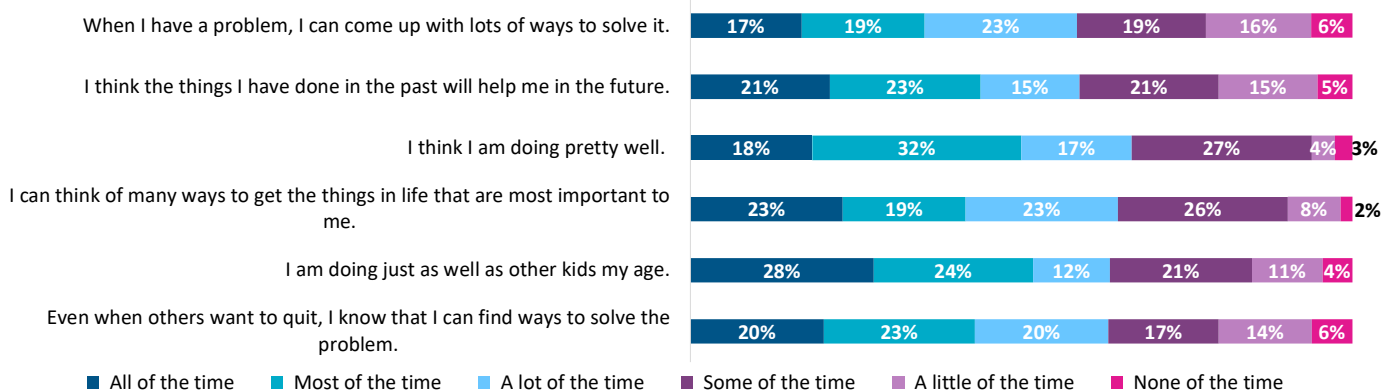
■ would like to get? ■ expect to get?



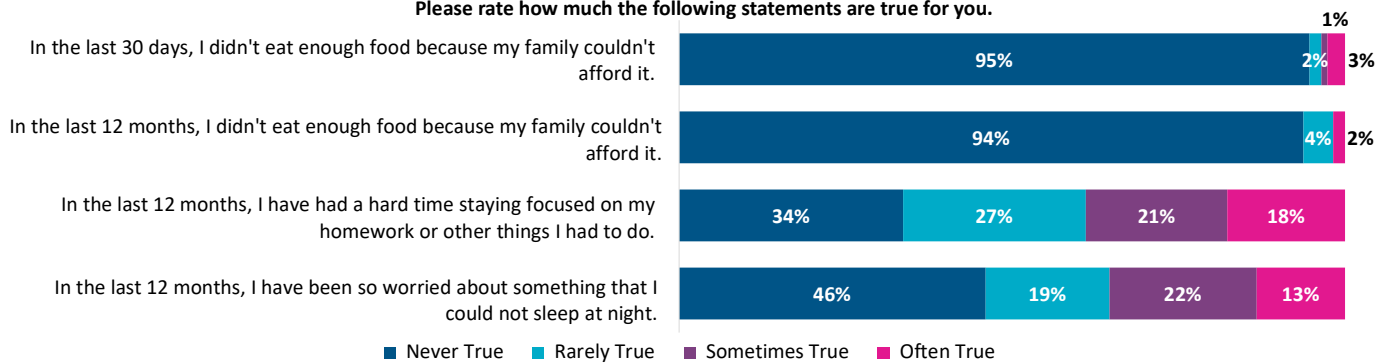
What, if anything, may prevent you from continuing your education after high school?*



Please read the following sentences below and think about how you are in most situations.

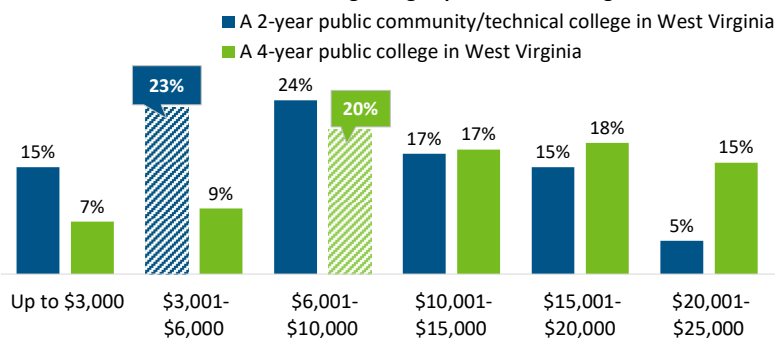


Please rate how much the following statements are true for you.



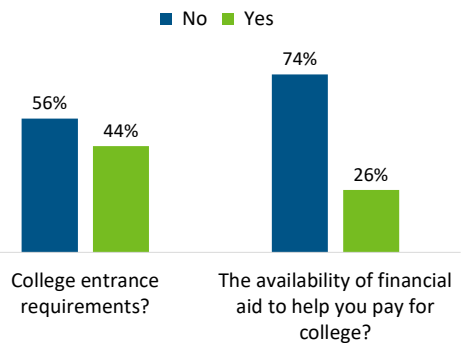
Section 4: College Knowledge and Awareness

On average, how much do you think it costs for one year of in-state tuition to attend the following college options in West Virginia?^

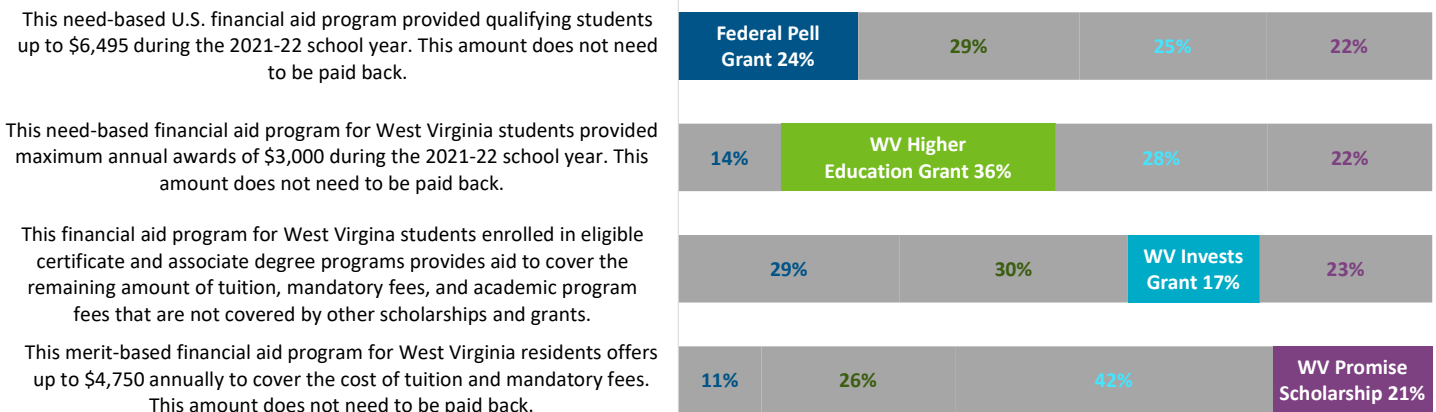


^The correct responses are indicated by pattern filled bar.

Has anyone from your school or GEAR UP ever spoken with you about...

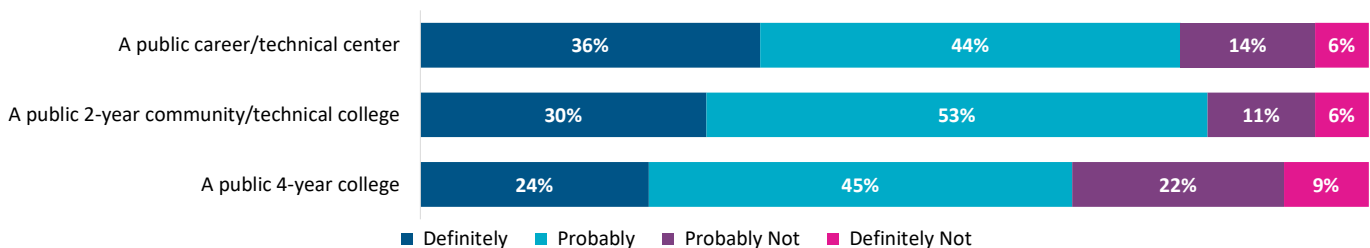


Financial aid programs available to West Virginia students^

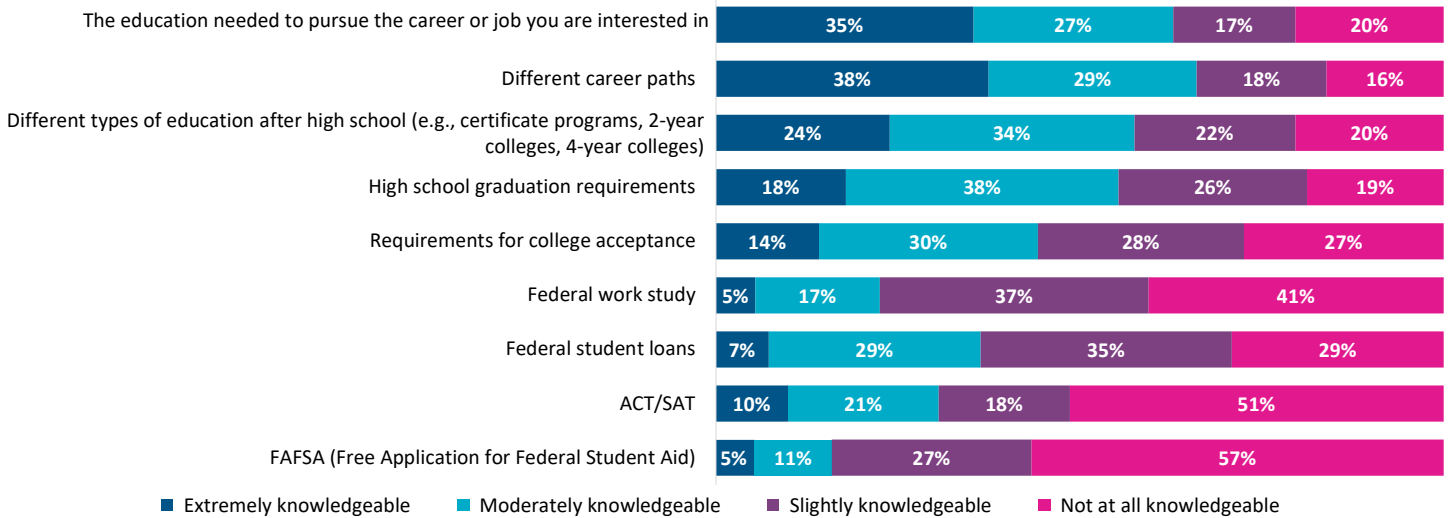


^The correct responses are indicated by filled bar.

Do you think that you could afford to attend one of the following types of colleges using financial aid, scholarships, and your family's resources?



Please rate your level of knowledge about the following topics.



Section 5: College and Career Activities and Services

Have you participated in any of the activities below? If you did attend, how helpful was the activity in preparing you for your future?[^]

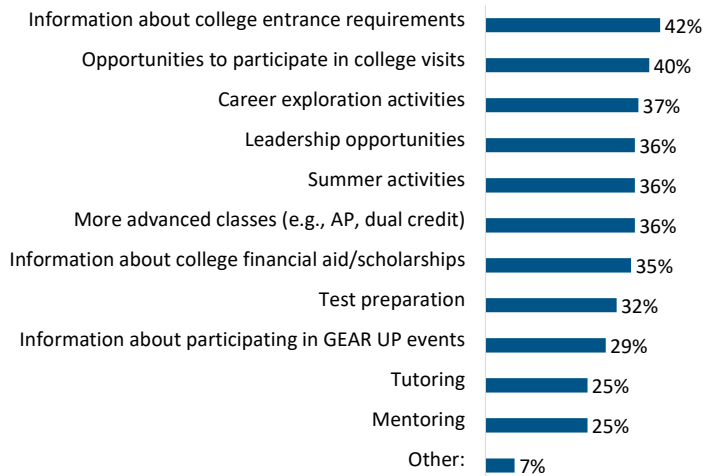
extent participant found each of the following activities helpful

non-participation status

	Extremely helpful	Moderately helpful	Slightly helpful	Not at all helpful	Number of participants	Not offered/does not apply	Offered, but I did not attend	Number of non-participants
College Application and Exploration Week	30%	22%	41%	7%	27	92%	8%	84
Activities related to science, technology, engineering, and mathematics (STEM)	19%	26%	38%	17%	42	71%	29%	66
Help with classes (for example, tutoring or homework help)	26%	29%	33%	12%	42	70%	30%	69
Financial literacy workshops (for example, Get a Life Program)	18%	18%	42%	21%	33	92%	8%	77
CFWV.com Web Portal	23%	20%	39%	18%	56	82%	18%	56
College campus visits (virtual)	24%	24%	38%	14%	50	89%	11%	62

[^]Blue column percentages are based on those respondents who indicated participation in an activity. Pink column percentages are based on those respondents who indicated they did not participate in an activity.

Which of the following do you need from your school or GEAR UP to help you be more successful in school and more prepared for college?*

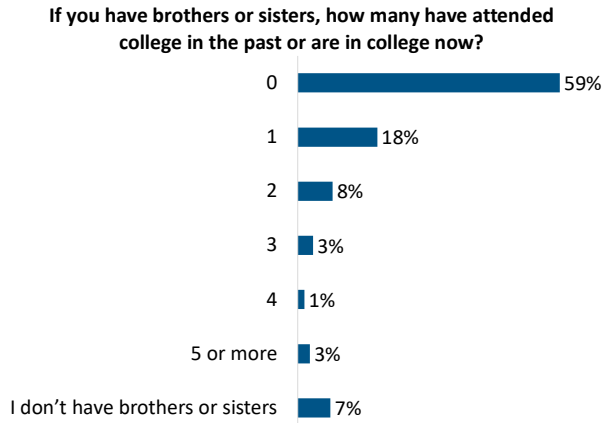
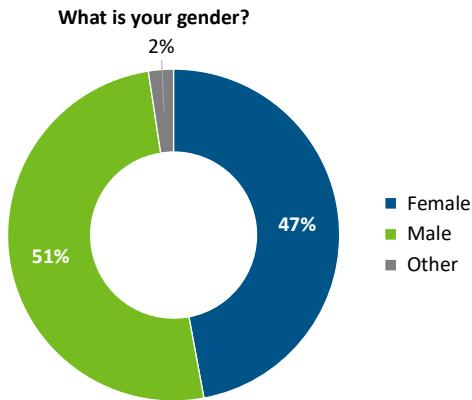


School-Level Response Rates:	
Total Enrollment	489
Surveys Received	419
Response Rate	86%


County Name: **Wayne**
 Survey Type: **Grade 7 Student Survey Report**

Notes: Throughout this report, all percentages are rounded to the nearest whole number; amounts lower than 0.5% are rounded down to 0%. An asterisk indicates a select all that apply question; amounts may exceed 100%.

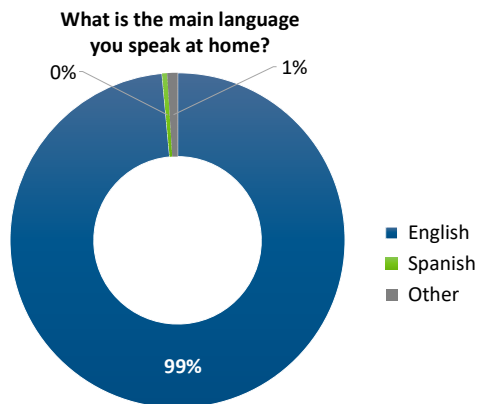
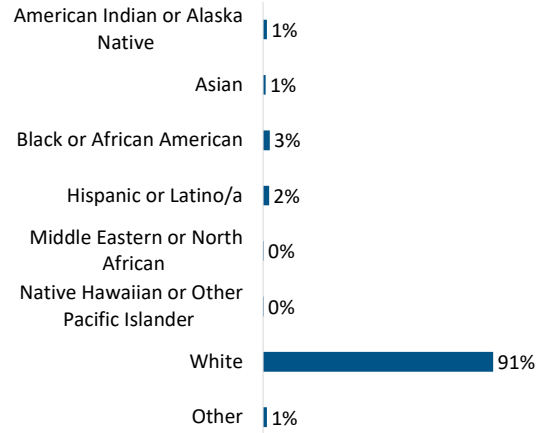
Section 1: Background/Demographics



What is the highest level of education achieved by your parent(s)/guardian(s)?

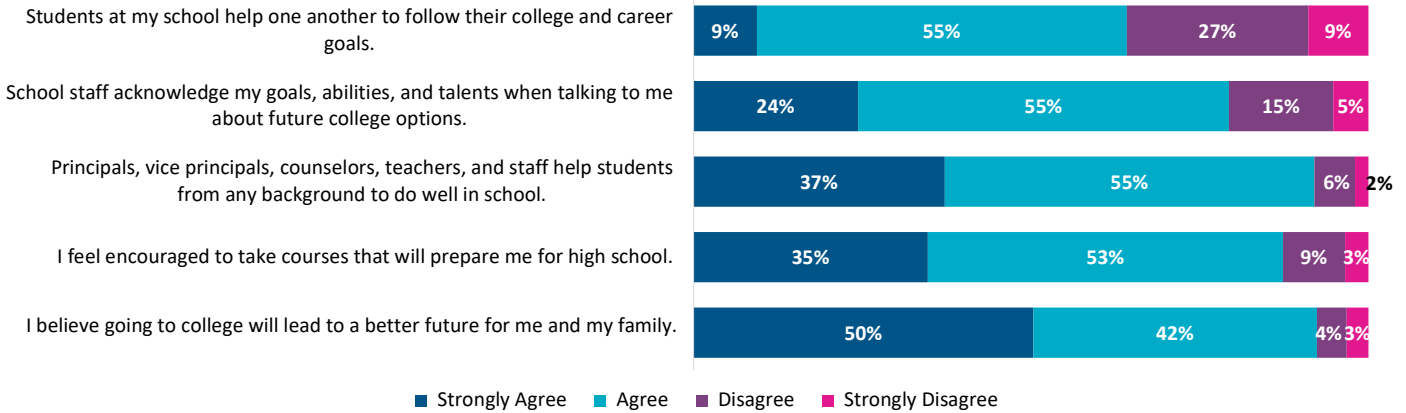


What is your race/ethnicity?



Section 2: About Your School

Please select how much you agree with the following statements about your school.



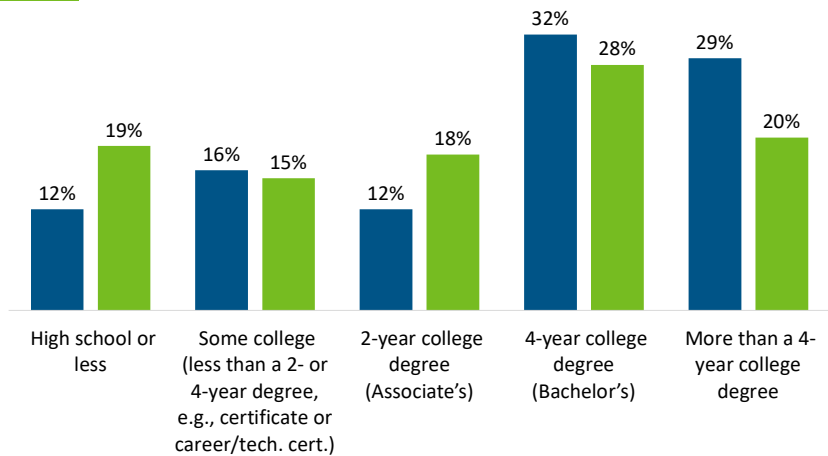
Section 3: Educational Goals and Aspirations

Do you plan to continue your education after high school?

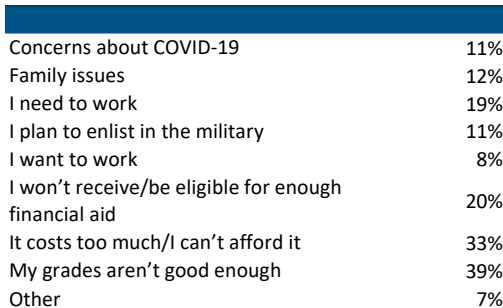


What is the highest level of education that you...

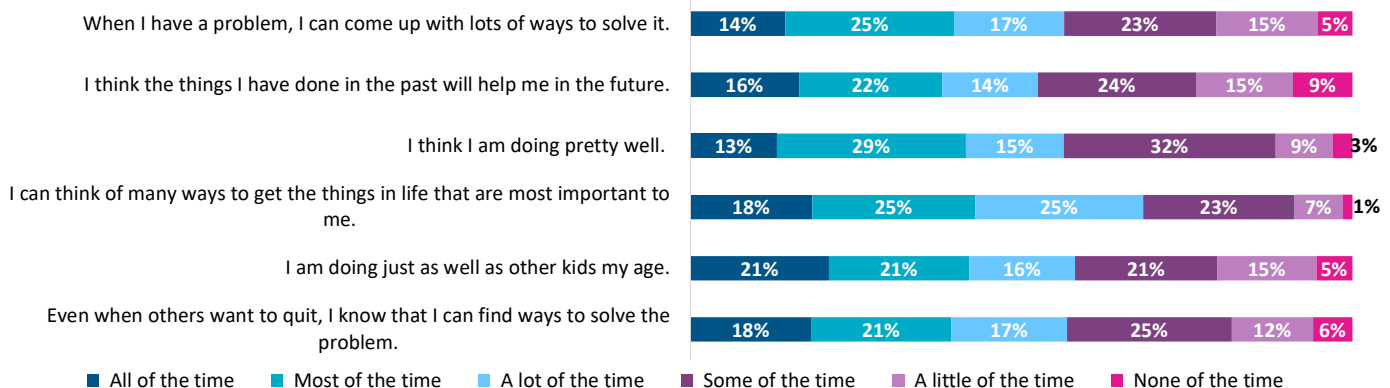
■ would like to get? ■ expect to get?



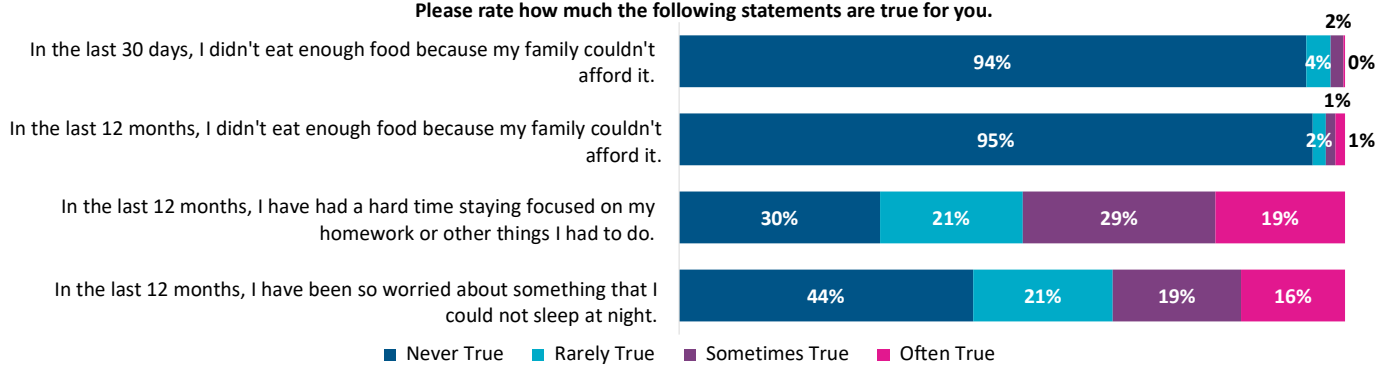
What, if anything, may prevent you from continuing your education after high school?*



Please read the following sentences below and think about how you are in most situations.

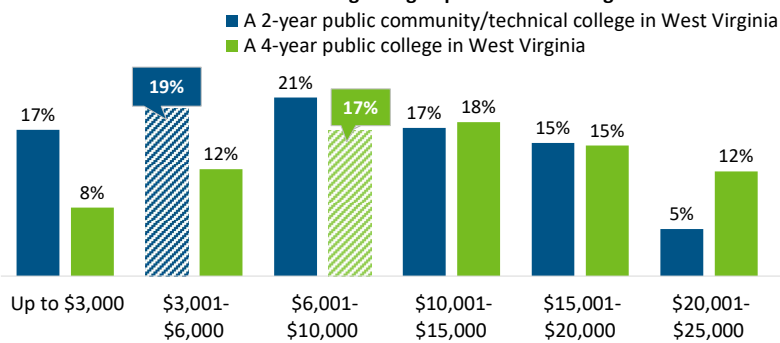


Please rate how much the following statements are true for you.



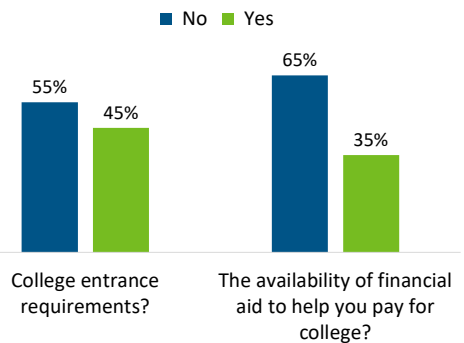
Section 4: College Knowledge and Awareness

On average, how much do you think it costs for one year of in-state tuition to attend the following college options in West Virginia?^

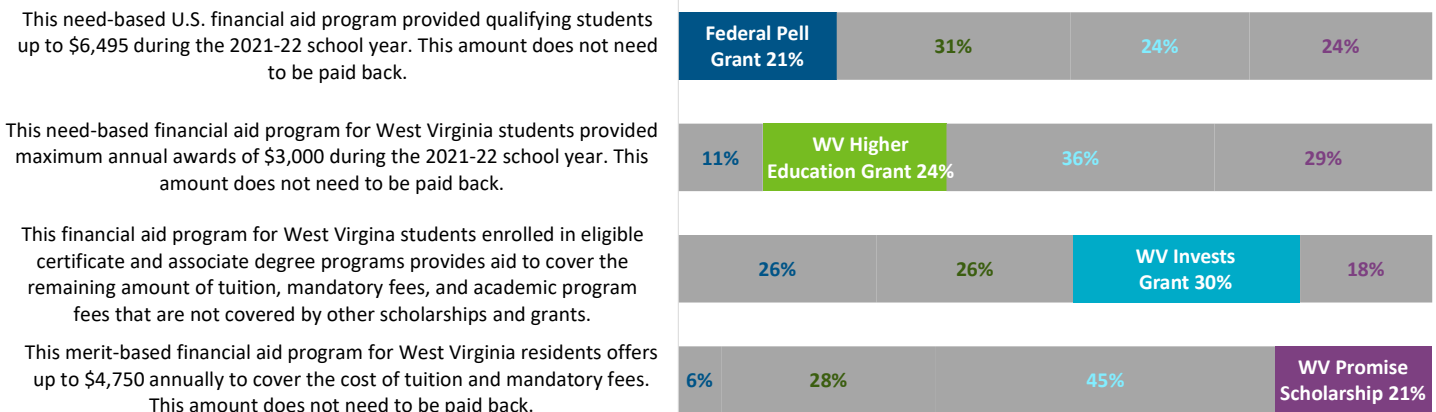


^The correct responses are indicated by pattern filled bar.

Has anyone from your school or GEAR UP ever spoken with you about...

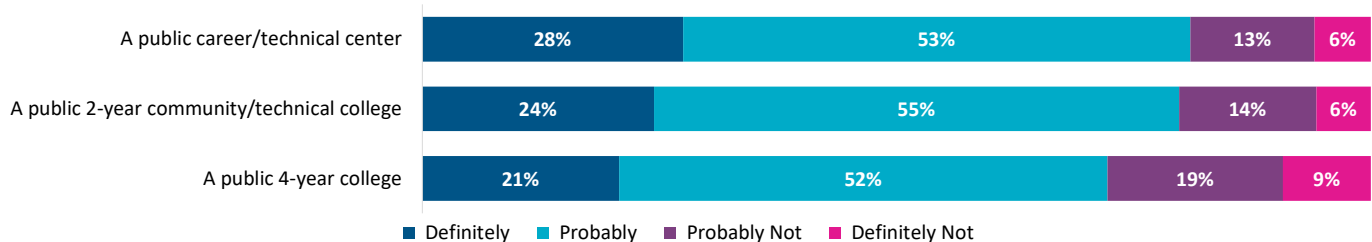


Financial aid programs available to West Virginia students^

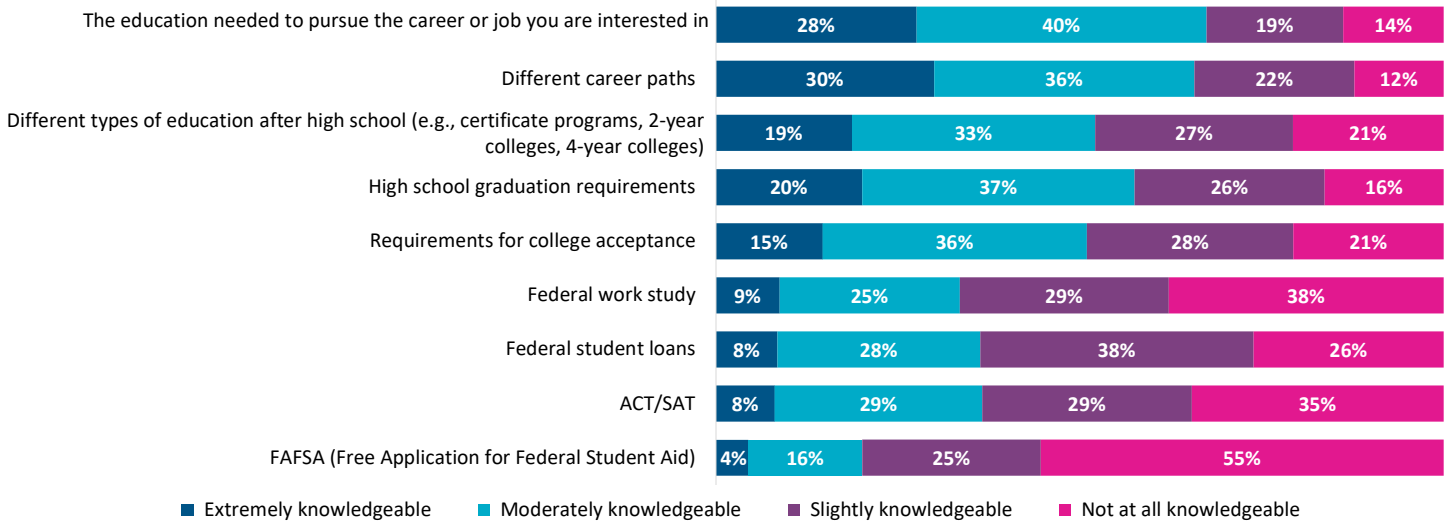


^The correct responses are indicated by filled bar.

Do you think that you could afford to attend one of the following types of colleges using financial aid, scholarships, and your family's resources?



Please rate your level of knowledge about the following topics.



Section 5: College and Career Activities and Services

Have you participated in any of the activities below? If you did attend, how helpful was the activity in preparing you for your future?[^]

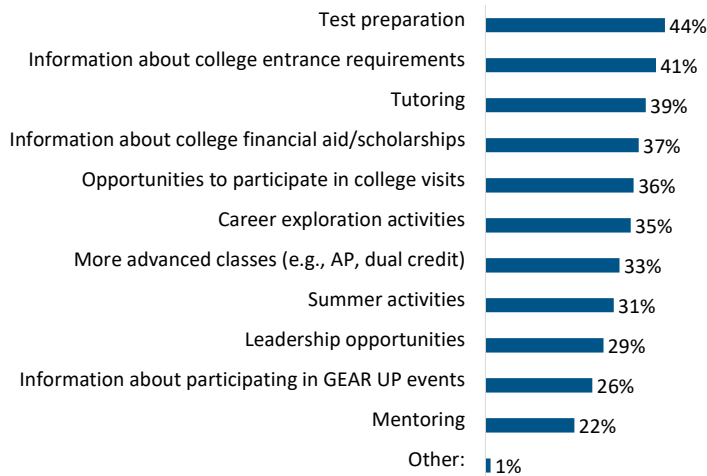
extent participant found each of the following activities helpful

non-participation status

	Extremely helpful	Moderately helpful	Slightly helpful	Not at all helpful	Number of participants	Not offered/does not apply	Offered, but I did not attend	Number of non-participants
College Application and Exploration Week	18%	20%	48%	13%	99	83%	17%	298
Activities related to science, technology, engineering, and mathematics (STEM)	15%	37%	35%	13%	199	68%	32%	199
Help with classes (for example, tutoring or homework help)	23%	30%	37%	11%	199	71%	29%	197
Financial literacy workshops (for example, Get a Life Program)	20%	29%	34%	18%	148	84%	16%	245
CFWV.com Web Portal	15%	23%	49%	13%	145	85%	15%	246
College campus visits (virtual)	22%	33%	37%	8%	132	85%	15%	268

[^]Blue column percentages are based on those respondents who indicated participation in an activity. Pink column percentages are based on those respondents who indicated they did not participate in an activity.

Which of the following do you need from your school or GEAR UP to help you be more successful in school and more prepared for college?*



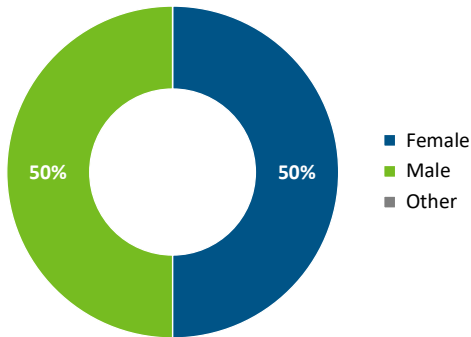
School-Level Response Rates:	
Total Enrollment	109
Surveys Received	96
Response Rate	88%

County Name: **Webster**
 Survey Type: **Grade 7 Student Survey Report**

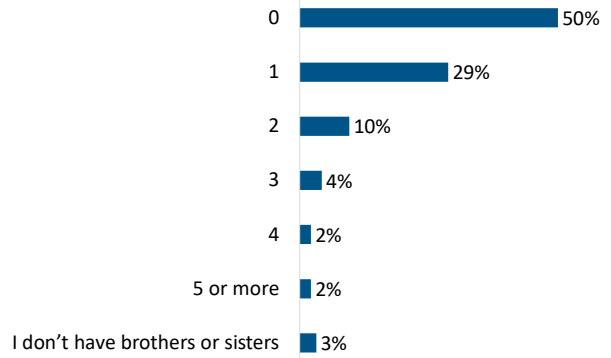
Notes: Throughout this report, all percentages are rounded to the nearest whole number; amounts lower than 0.5% are rounded down to 0%. An asterisk indicates a select all that apply question; amounts may exceed 100%.

Section 1: Background/Demographics

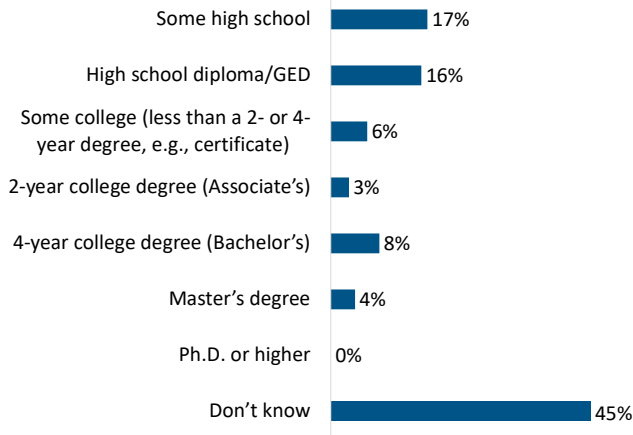
What is your gender?



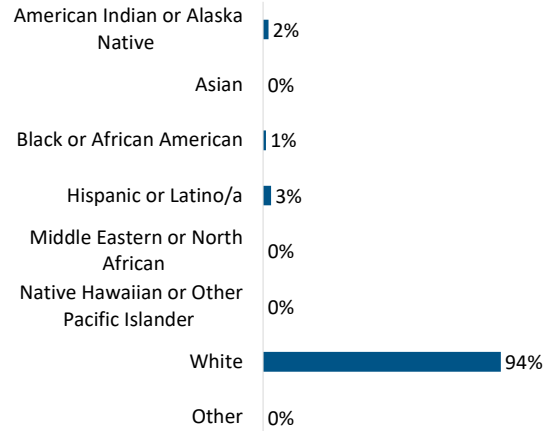
If you have brothers or sisters, how many have attended college in the past or are in college now?



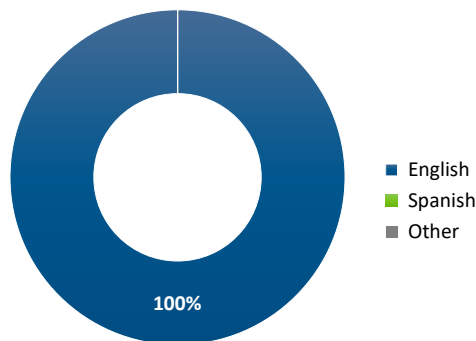
What is the highest level of education achieved by your parent(s)/guardian(s)?



What is your race/ethnicity?

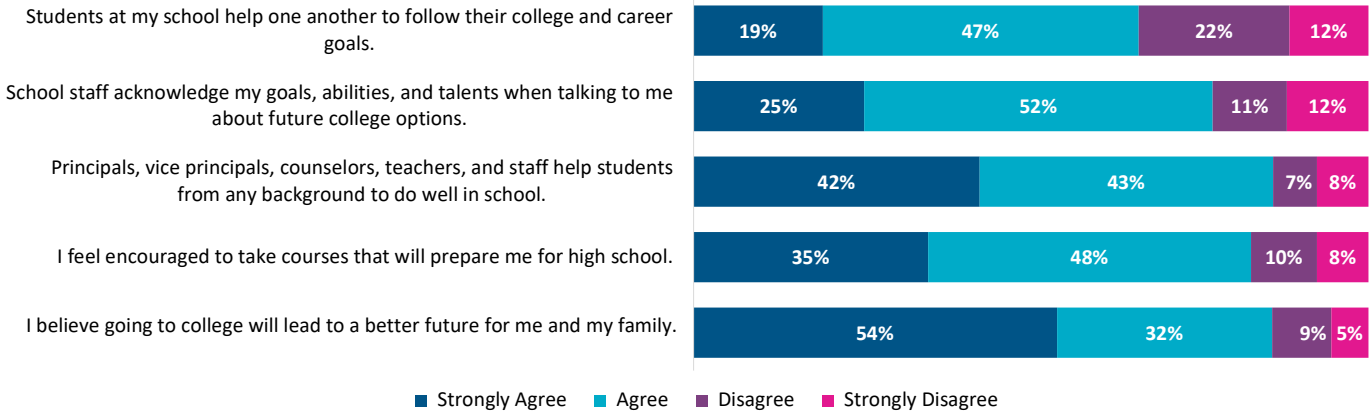


What is the main language you speak at home?



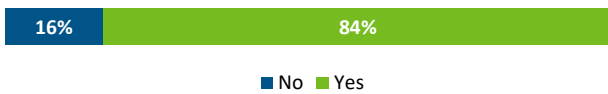
Section 2: About Your School

Please select how much you agree with the following statements about your school.



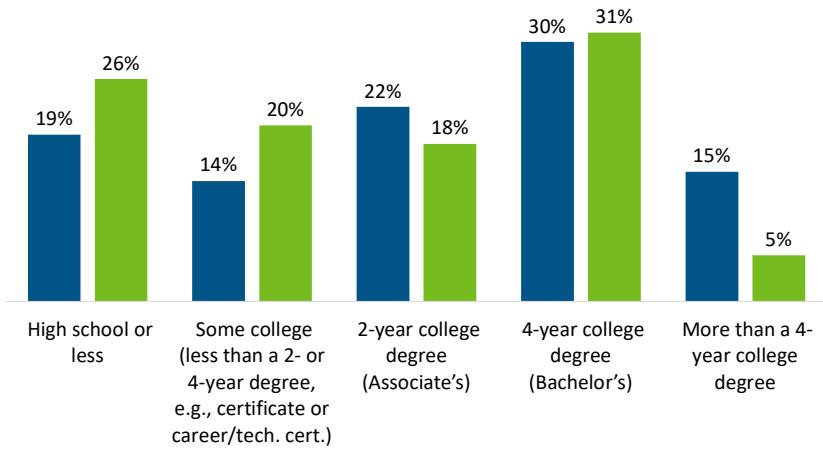
Section 3: Educational Goals and Aspirations

Do you plan to continue your education after high school?

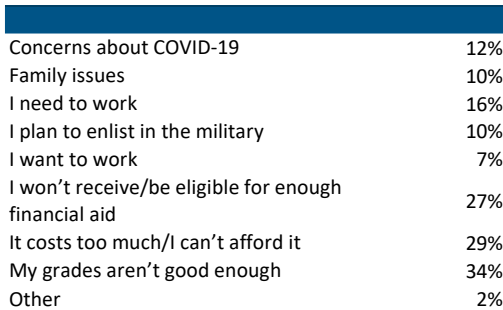


What is the highest level of education that you...

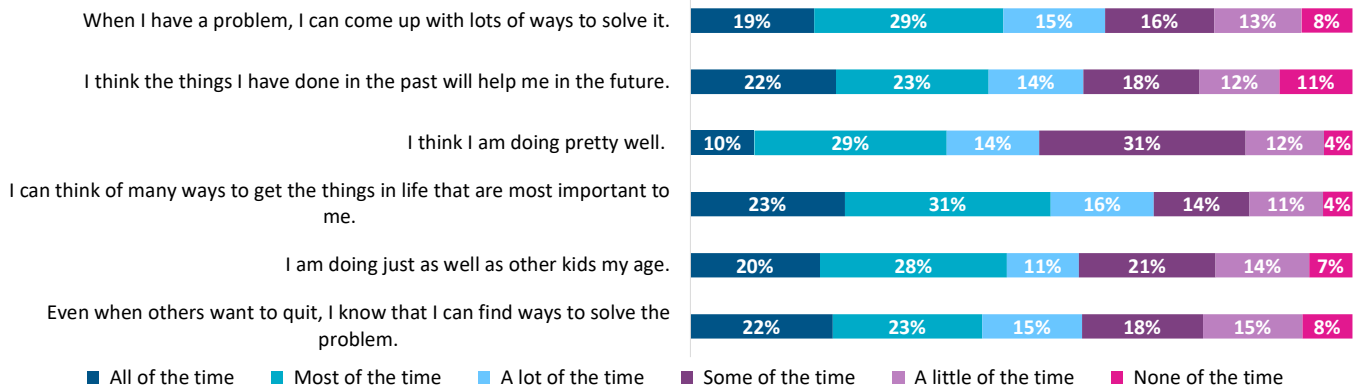
Legend: would like to get? (Dark Blue), expect to get? (Green)



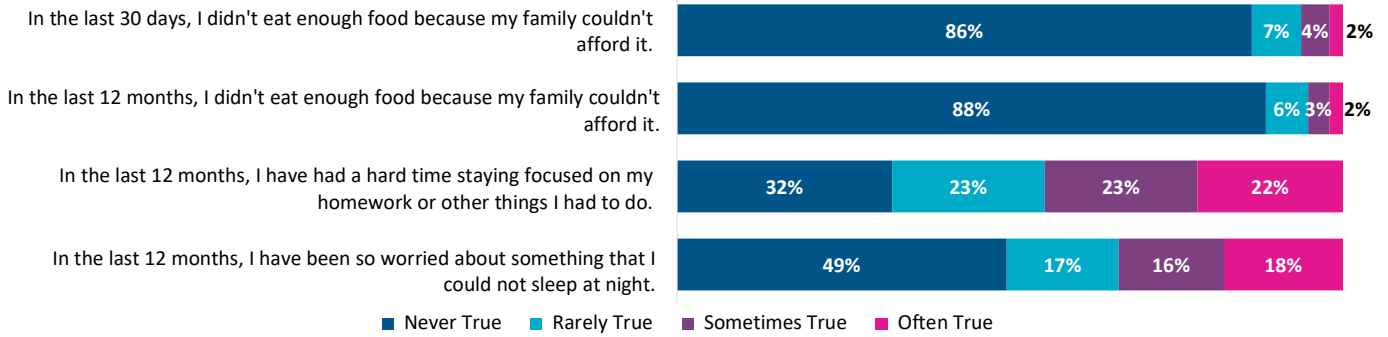
What, if anything, may prevent you from continuing your education after high school?*



Please read the following sentences below and think about how you are in most situations.

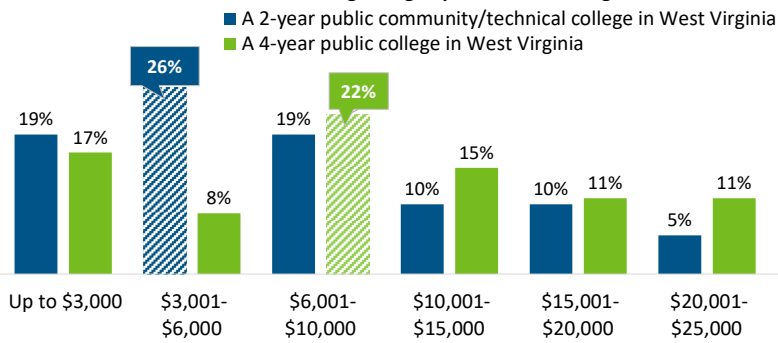


Please rate how much the following statements are true for you.



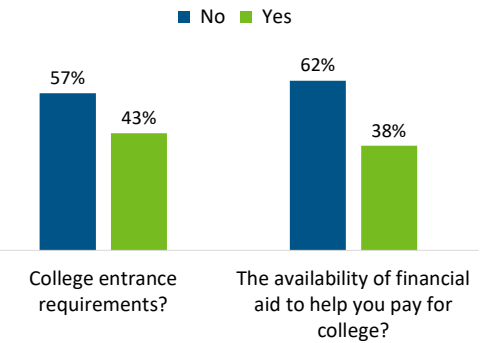
Section 4: College Knowledge and Awareness

On average, how much do you think it costs for one year of in-state tuition to attend the following college options in West Virginia?^

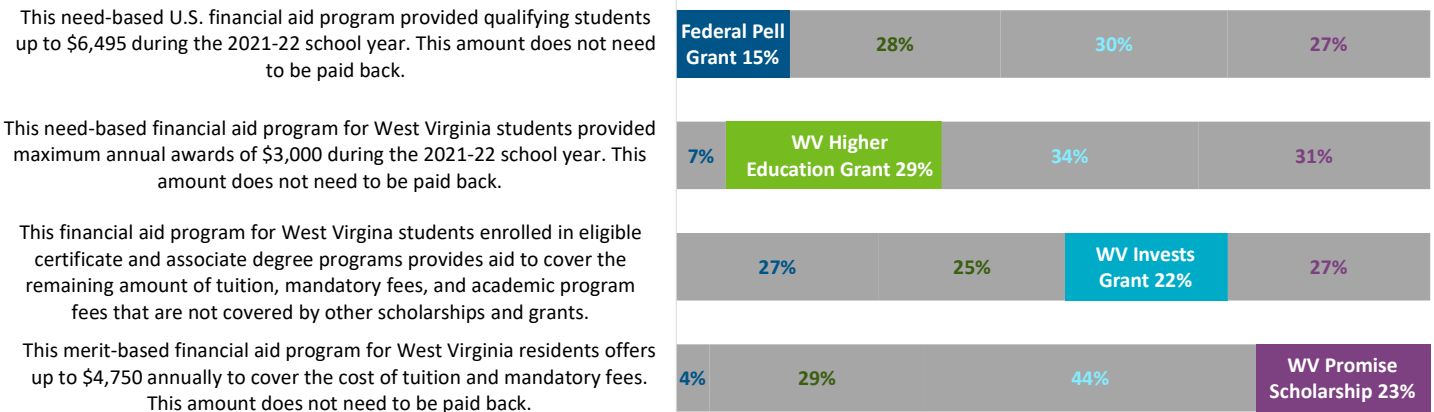


^The correct responses are indicated by pattern filled bar.

Has anyone from your school or GEAR UP ever spoken with you about...

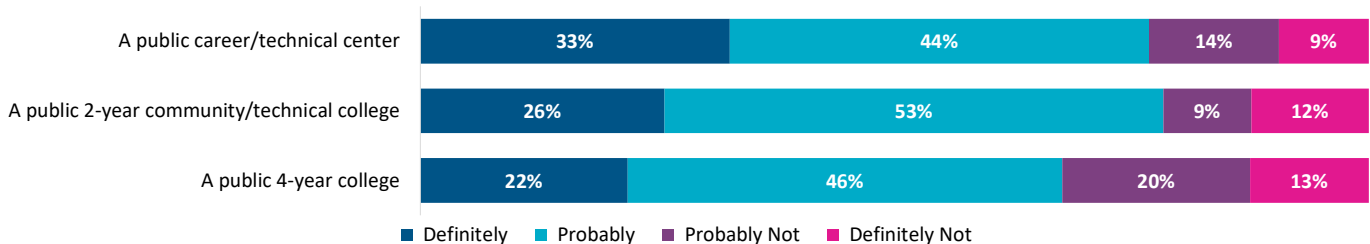


Financial aid programs available to West Virginia students^

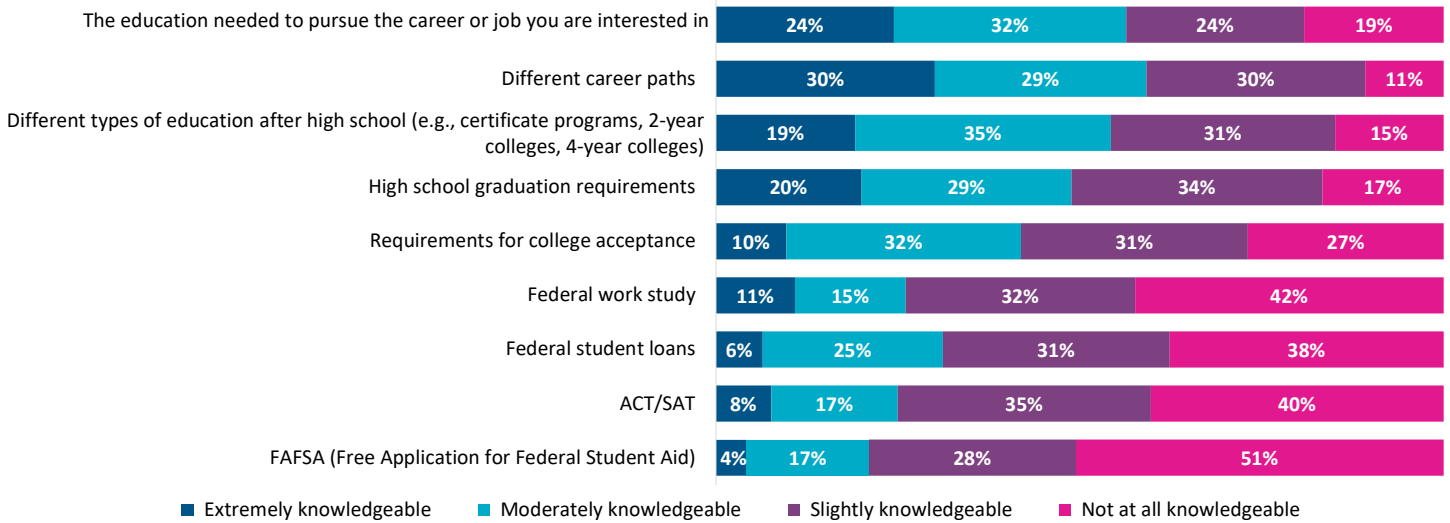


^The correct responses are indicated by filled bar.

Do you think that you could afford to attend one of the following types of colleges using financial aid, scholarships, and your family's resources?



Please rate your level of knowledge about the following topics.



Section 5: College and Career Activities and Services

Have you participated in any of the activities below? If you did attend, how helpful was the activity in preparing you for your future?[^]

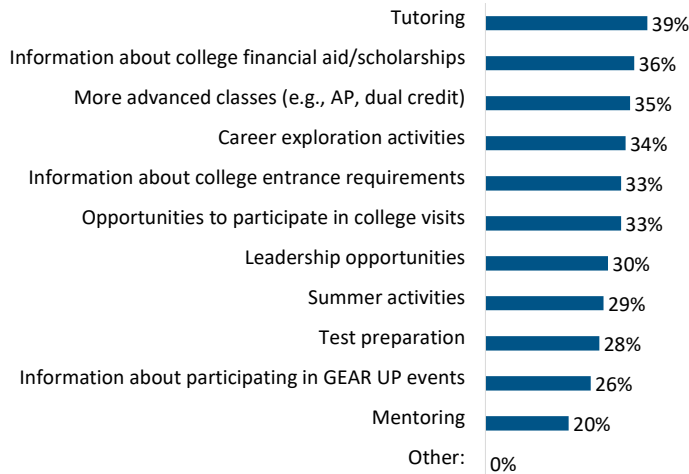
extent participant found each of the following activities helpful

non-participation status

	Extremely helpful	Moderately helpful	Slightly helpful	Not at all helpful	Number of participants	Not offered/does not apply	Offered, but I did not attend	Number of non-participants
College Application and Exploration Week	28%	10%	55%	7%	29	90%	10%	63
Activities related to science, technology, engineering, and mathematics (STEM)	20%	24%	43%	14%	51	83%	18%	40
Help with classes (for example, tutoring or homework help)	40%	21%	36%	4%	53	79%	21%	38
Financial literacy workshops (for example, Get a Life Program)	28%	18%	45%	10%	40	94%	6%	49
CFWV.com Web Portal	26%	16%	40%	19%	43	94%	6%	47
College campus visits (virtual)	34%	10%	45%	10%	29	86%	14%	59

[^]Blue column percentages are based on those respondents who indicated participation in an activity. Pink column percentages are based on those respondents who indicated they did not participate in an activity.

Which of the following do you need from your school or GEAR UP to help you be more successful in school and more prepared for college?*



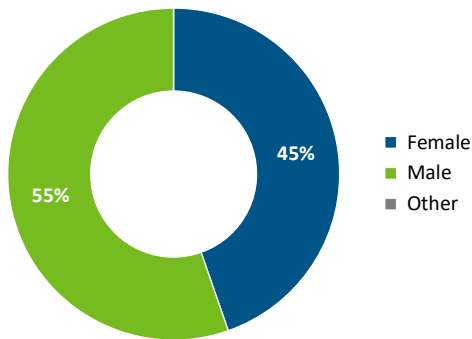
School-Level Response Rates:	
Total Enrollment	73
Surveys Received	60
Response Rate	82%

School Name: **Wirt County Middle School**
 Survey Type: **Grade 7 Student Survey Report**

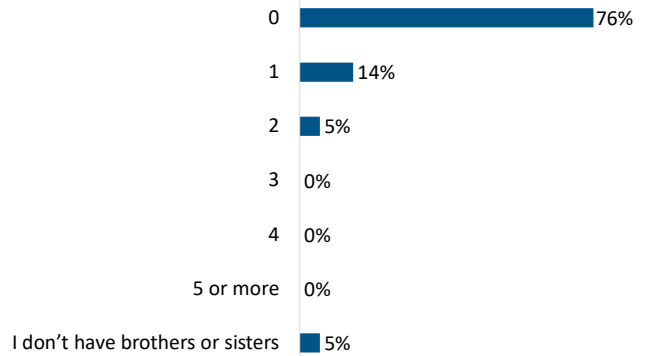
Notes: Throughout this report, all percentages are rounded to the nearest whole number; amounts lower than 0.5% are rounded down to 0%. An asterisk indicates a select all that apply question; amounts may exceed 100%.

Section 1: Background/Demographics

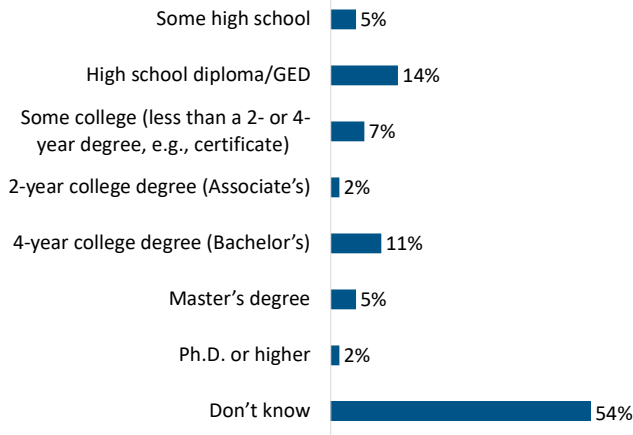
What is your gender?



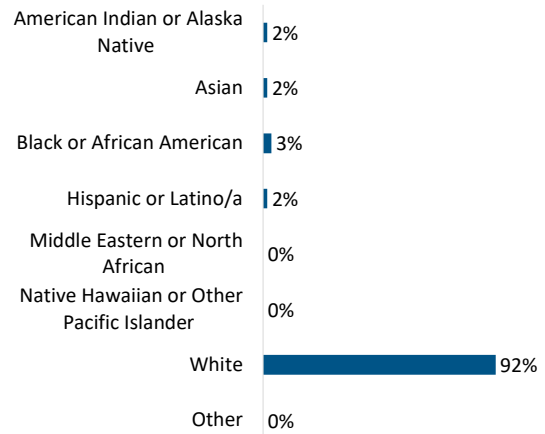
If you have brothers or sisters, how many have attended college in the past or are in college now?



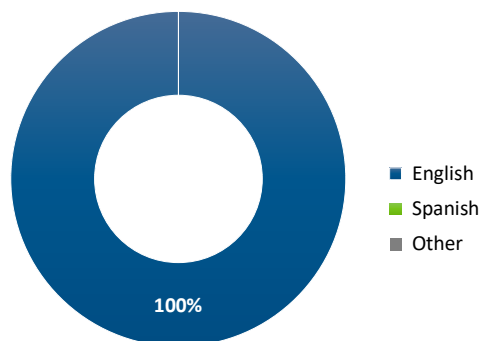
What is the highest level of education achieved by your parent(s)/guardian(s)?



What is your race/ethnicity?

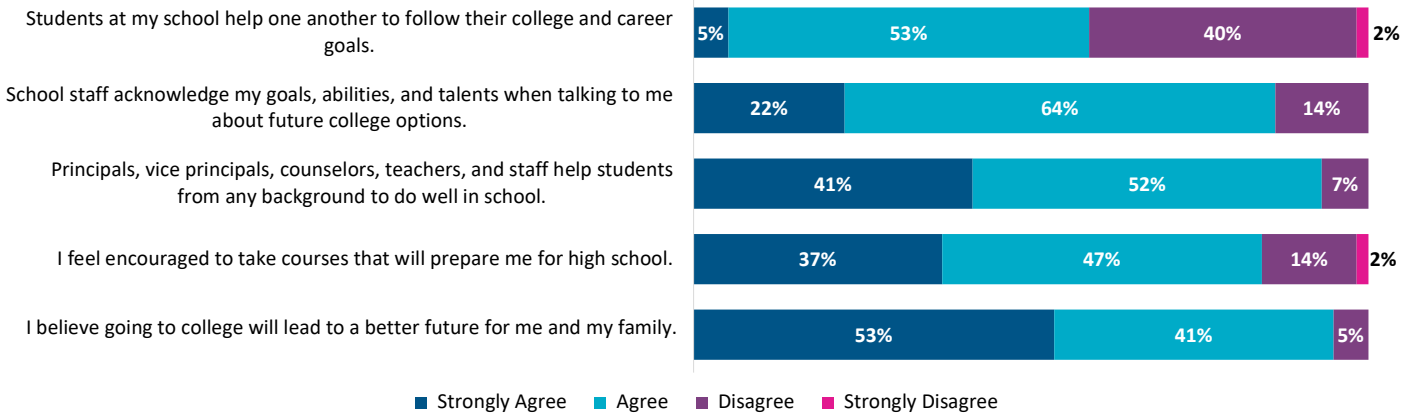


What is the main language you speak at home?



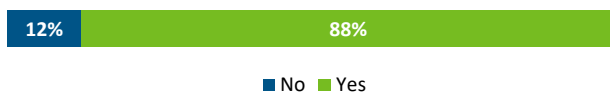
Section 2: About Your School

Please select how much you agree with the following statements about your school.

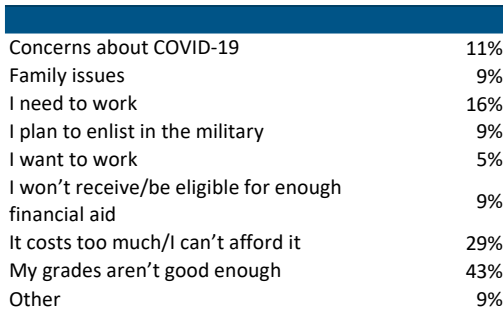


Section 3: Educational Goals and Aspirations

Do you plan to continue your education after high school?

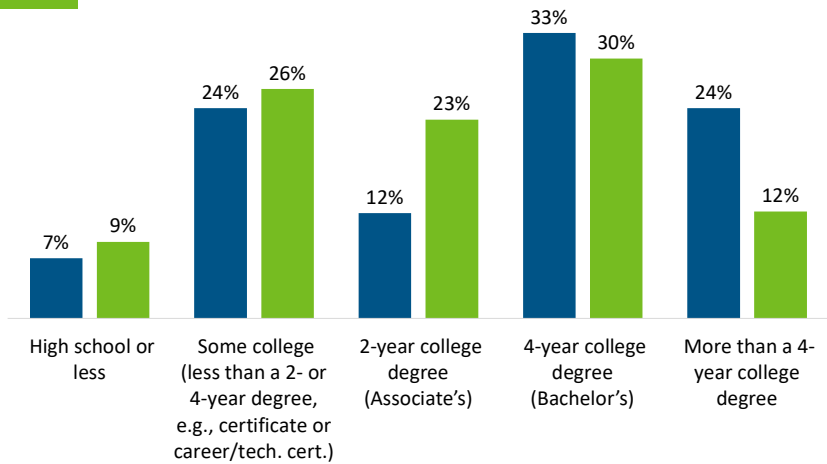


What, if anything, may prevent you from continuing your education after high school?*

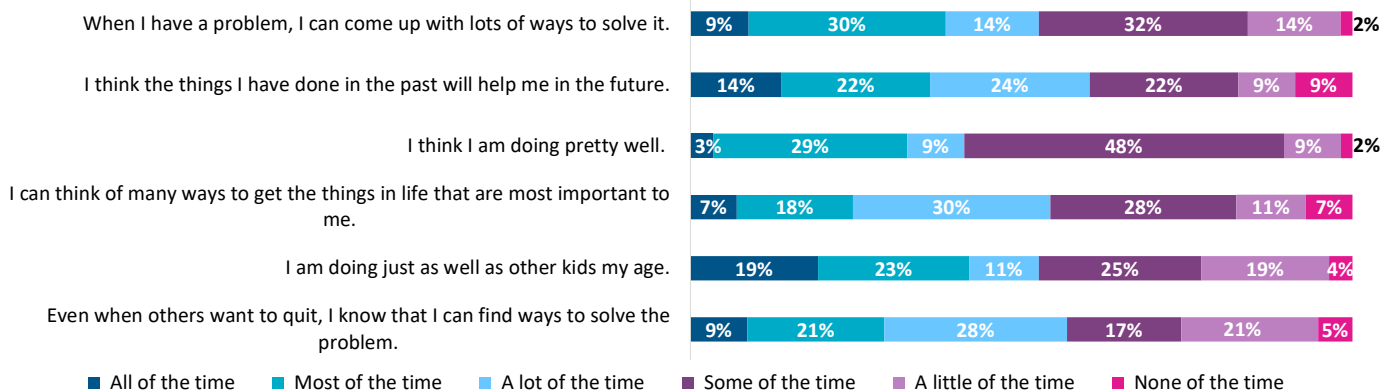


What is the highest level of education that you...

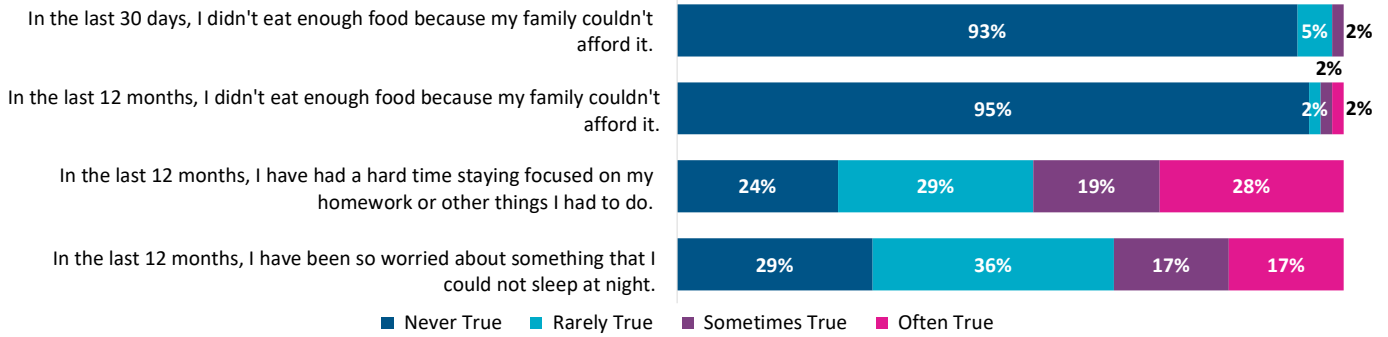
■ would like to get? ■ expect to get?



Please read the following sentences below and think about how you are in most situations.

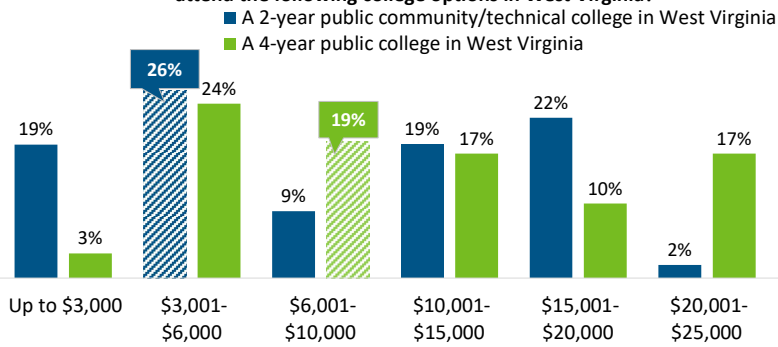


Please rate how much the following statements are true for you.

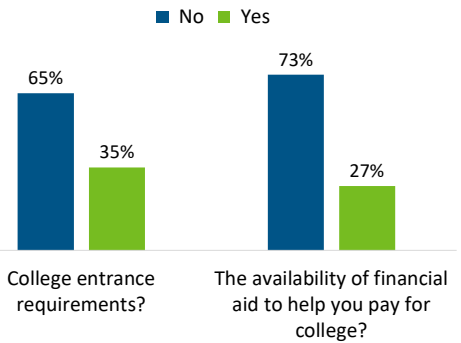


Section 4: College Knowledge and Awareness

On average, how much do you think it costs for one year of in-state tuition to attend the following college options in West Virginia?^

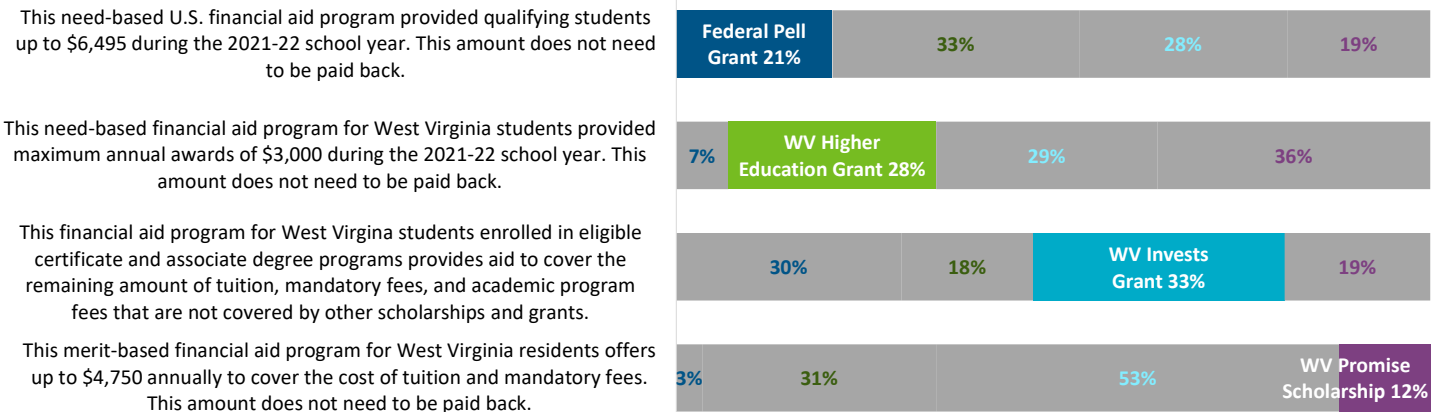


Has anyone from your school or GEAR UP ever spoken with you about...



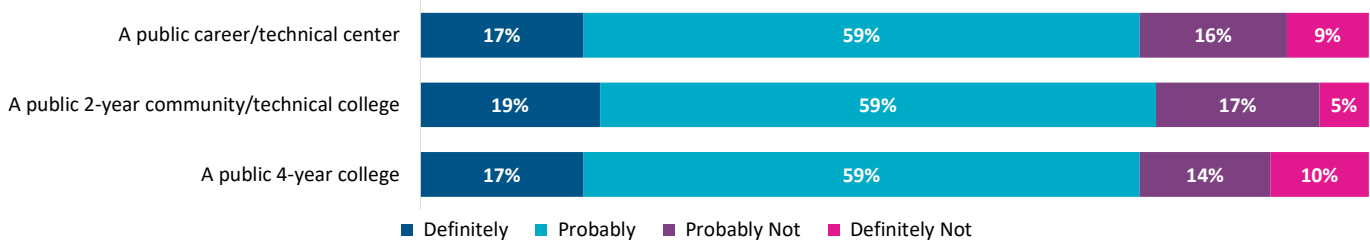
^The correct responses are indicated by pattern filled bar.

Financial aid programs available to West Virginia students^

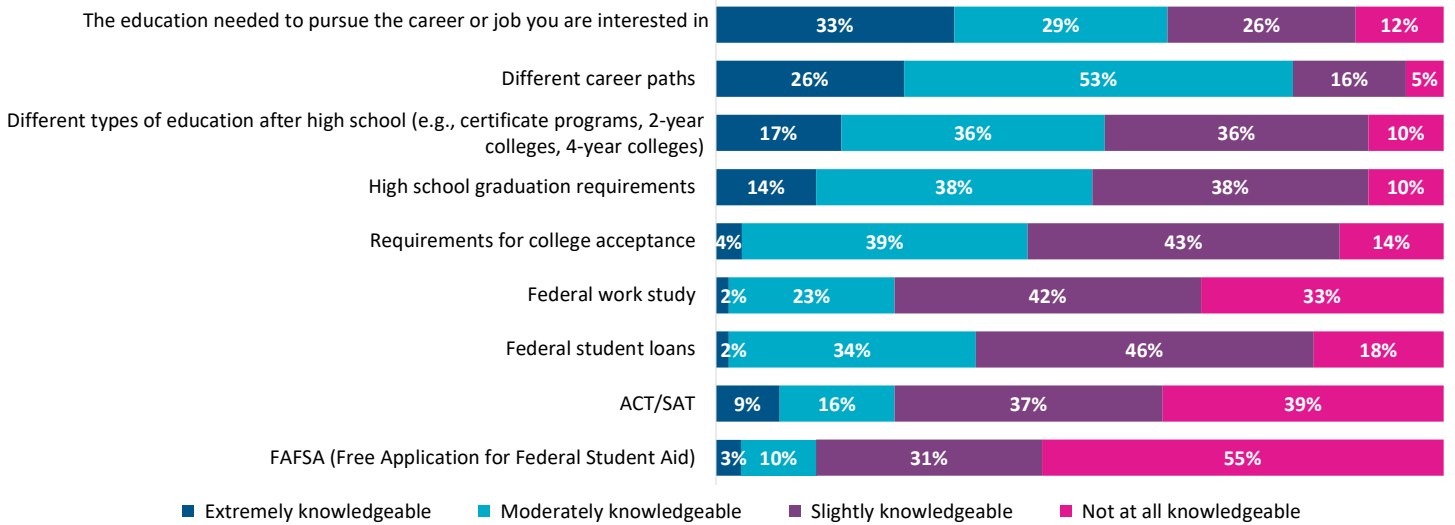


^The correct responses are indicated by filled bar.

Do you think that you could afford to attend one of the following types of colleges using financial aid, scholarships, and your family's resources?



Please rate your level of knowledge about the following topics.



Section 5: College and Career Activities and Services

Have you participated in any of the activities below? If you did attend, how helpful was the activity in preparing you for your future?[^]

extent participant found each of the following activities helpful

non-participation status

	Extremely helpful	Moderately helpful	Slightly helpful	Not at all helpful	Number of participants	Not offered/does not apply	Offered, but I did not attend	Number of non-participants
College Application and Exploration Week	26%	11%	58%	5%	19	82%	18%	39
Activities related to science, technology, engineering, and mathematics (STEM)	23%	40%	30%	8%	40	67%	33%	18
Help with classes (for example, tutoring or homework help)	21%	27%	45%	6%	33	58%	42%	24
Financial literacy workshops (for example, Get a Life Program)	22%	22%	43%	13%	23	88%	12%	34
CFWV.com Web Portal	22%	17%	33%	28%	18	85%	15%	39
College campus visits (virtual)	16%	16%	52%	16%	25	97%	3%	33

[^]Blue column percentages are based on those respondents who indicated participation in an activity. Pink column percentages are based on those respondents who indicated they did not participate in an activity.

Which of the following do you need from your school or GEAR UP to help you be more successful in school and more prepared for college?*

