



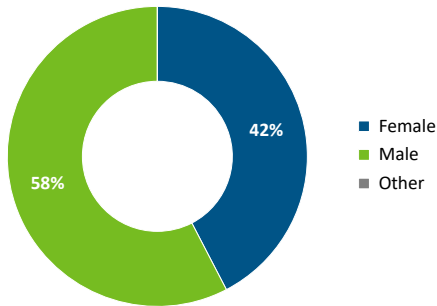
School Level Response Rates:	
Total Enrollment	158
Surveys Received	122
Response Rate	77%

School Name: Chapmanville Regional High School  
 Survey Type: Grade 12 Survey Report

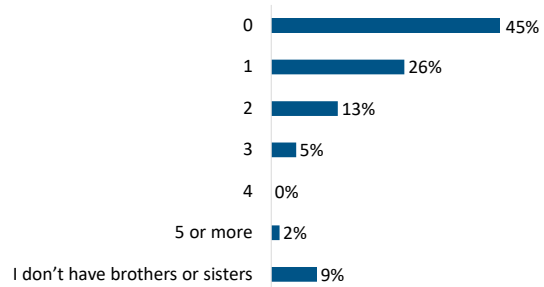
Notes: Throughout this report, all percentages are rounded to the nearest whole number; amounts lower than 0.5% are rounded down to 0%. An asterisk indicates a select all that apply question; amounts may exceed 100%.

## Section 1: Background/Demographics

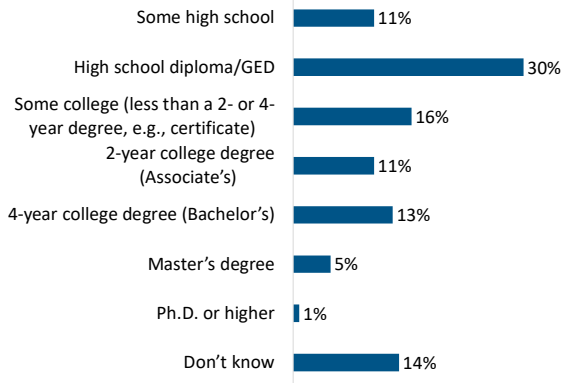
What is your gender?



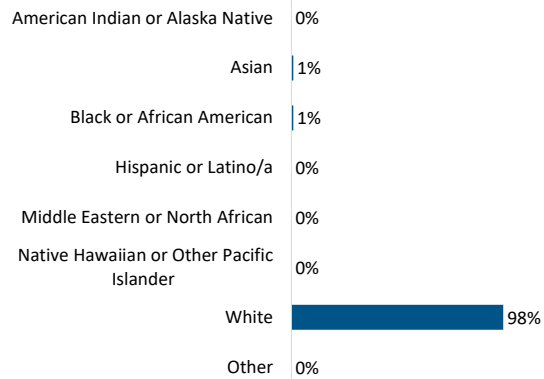
If you have brothers or sisters, how many have attended college in the past or are in college now?



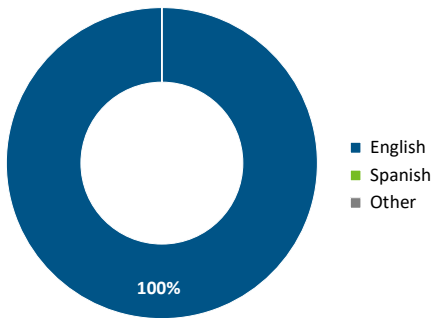
What is the highest level of education achieved by your parent(s)/guardian(s)?



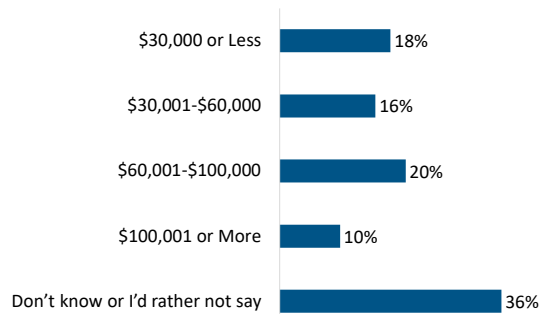
What is your race/ethnicity?



What is the main language you speak at home?

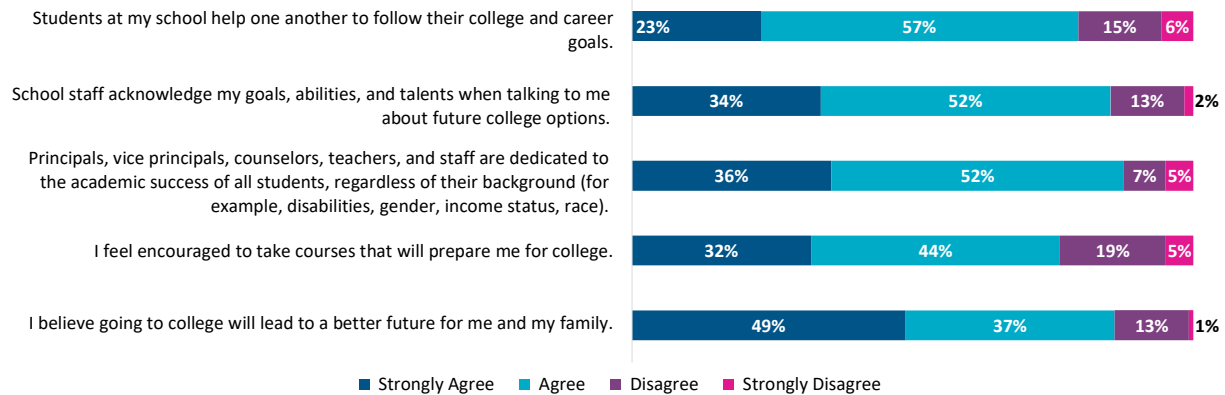


How much money do you think your family made (before taxes) during the past 12 months?



## Section 2: About Your School

Please select how much you agree with the following statements about your school.

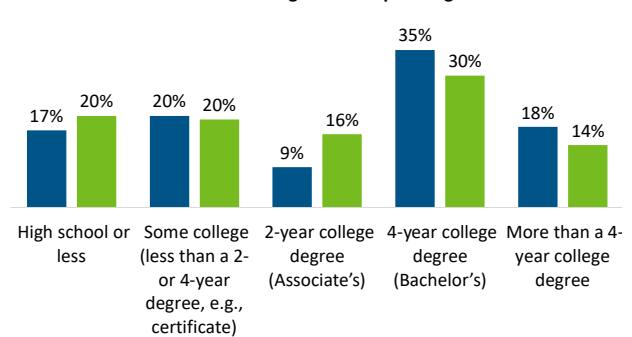


## Section 3: Educational Goals and Aspirations

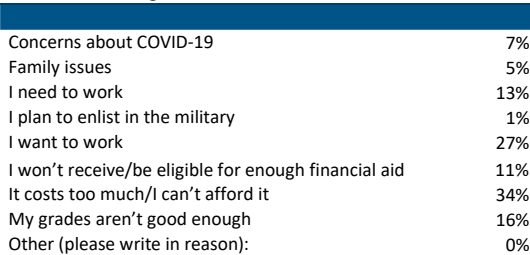
Do you plan to continue your education after high school?



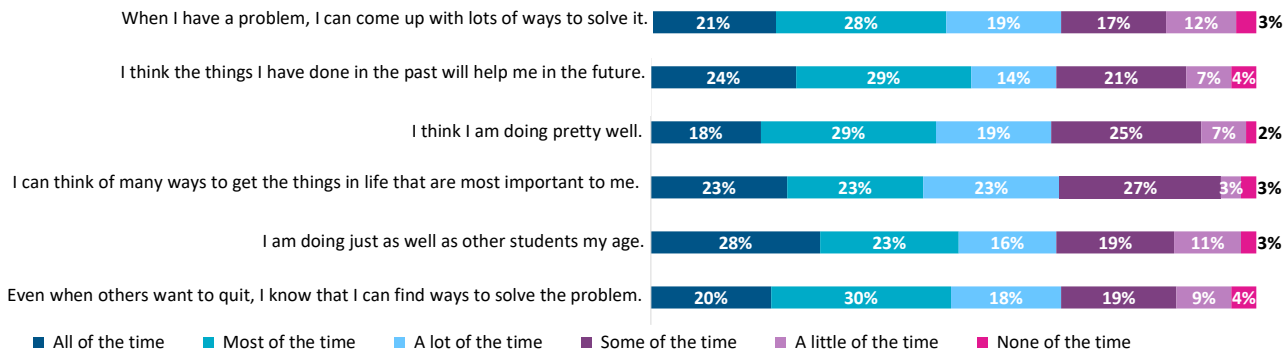
What is the highest level of education that you...  
 ■ would like to get? ■ expect to get?



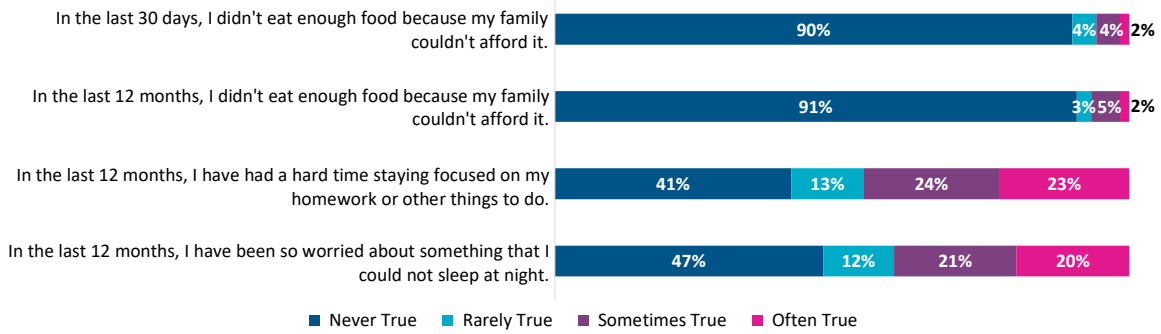
What, if anything, may prevent you from continuing your education after high school?\*



Please read the following sentences below and think about how you are in most situations.



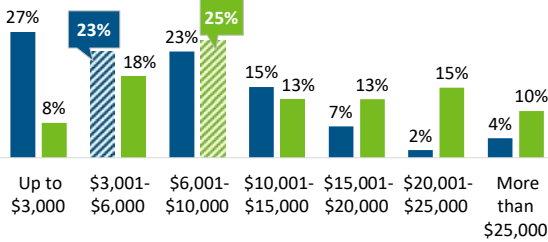
Please rate how much the following statements are true for you.



## Section 4: College Knowledge and Awareness

On average, how much do you think it costs for one year of in-state tuition to attend the following college options in West Virginia?<sup>^</sup>

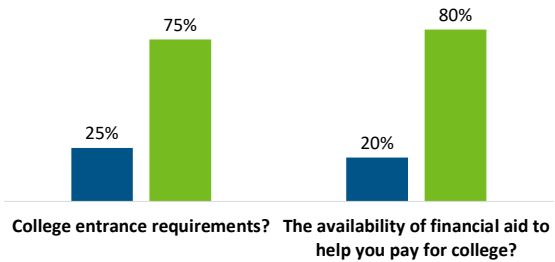
■ A 2-year public community/technical college in West Virginia  
■ A 4-year public college in West Virginia



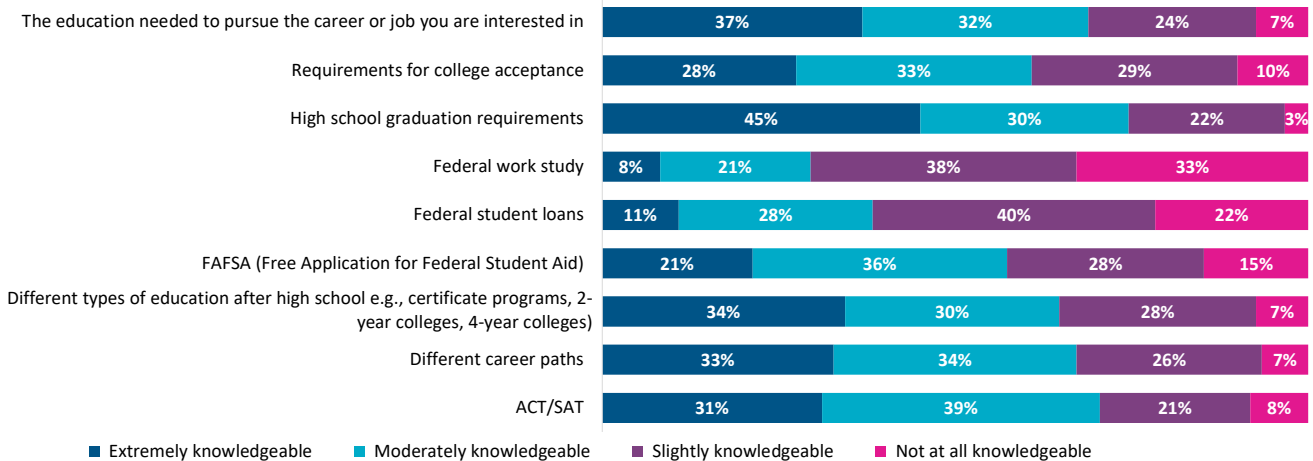
<sup>^</sup>The correct responses are indicated by pattern filled bar.

Has anyone from your school or GEAR UP ever spoken with you about...

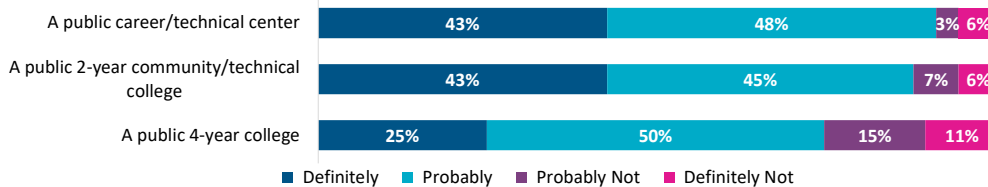
■ No ■ Yes



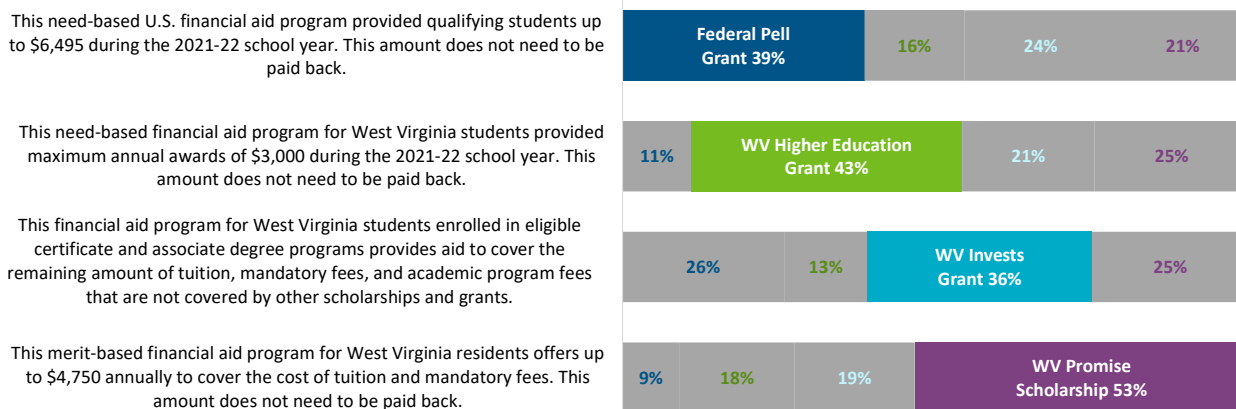
Please rate your level of knowledge about the following financial aid topics.



**Do you think that you could afford to attend one of the following types of colleges using financial aid, scholarships, and your family's resources?**



**Financial aid programs available to West Virginia Students<sup>^</sup>**



<sup>^</sup>The correct responses are indicated by filled bar.

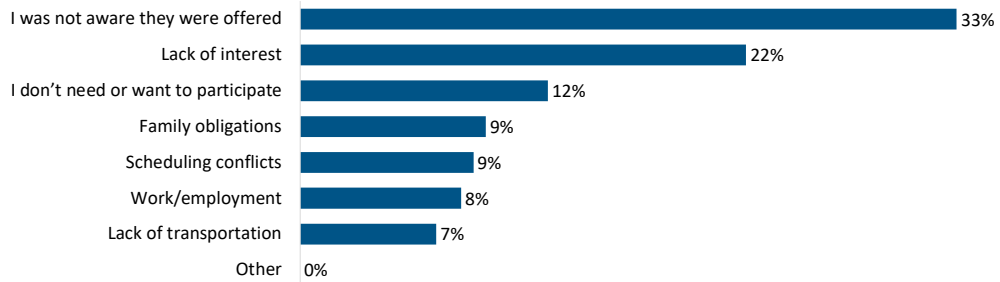
**Section 5: College and Career Activities and Services**

Have you participated in any of the activities below? If you did attend, how helpful was the activity in preparing you for your future?<sup>^</sup>

	extent participant found each of the following activities helpful					non-participation status		
	Extremely helpful	Moderately helpful	Slightly helpful	Not at all helpful	Number of participants	Not offered / does not apply	Offered, but I did not attend	Number of non-participants
Academic planning/career advising	28%	35%	28%	8%	60	63%	37%	59
Accessing CFWV.com portal	24%	45%	29%	2%	55	65%	35%	66
ACT/SAT preparation	35%	32%	26%	7%	74	35%	65%	48
Assistance with completing financial aid forms (FAFSA)	44%	35%	18%	3%	62	41%	59%	59
College Application and Exploration Week	24%	33%	35%	9%	46	72%	28%	75
College campus visits (virtual)	32%	32%	30%	7%	44	58%	42%	77
College Decision Day and/or other college acceptance events	33%	33%	26%	9%	43	74%	26%	78
Text for Success initiative	22%	38%	31%	9%	45	77%	23%	77

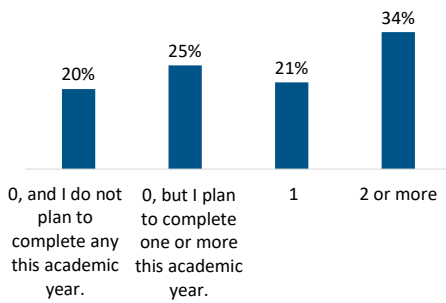
<sup>^</sup>Blue column percentages are based on those respondents who indicated participation in an activity. Pink column percentages are based on those respondents who indicated they did not participate in an activity.

**If you did not participate in one or more of these activities/services, why not?**

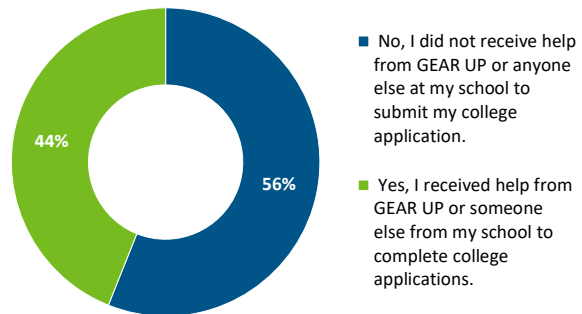


**Section 6: College Preparation Activities**

**How many college applications have you completed?**

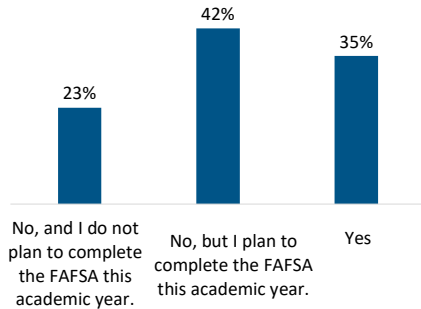


**Did you receive in-person and/or virtual help from GEAR UP or anyone else at your school to complete your college applications?<sup>^</sup>**

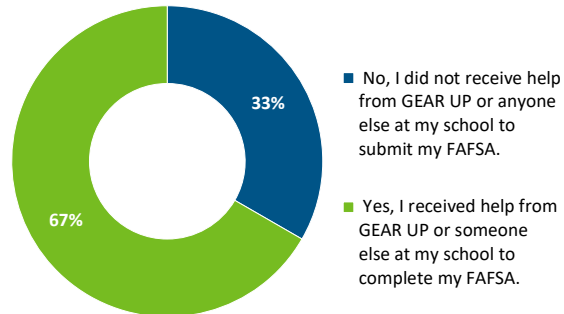


<sup>^</sup>Percentages are based on those students who completed an application or FAFSA.

**The Free Application for Federal Student Aid (FAFSA) is available to be completed. Have you completed your FAFSA yet?**

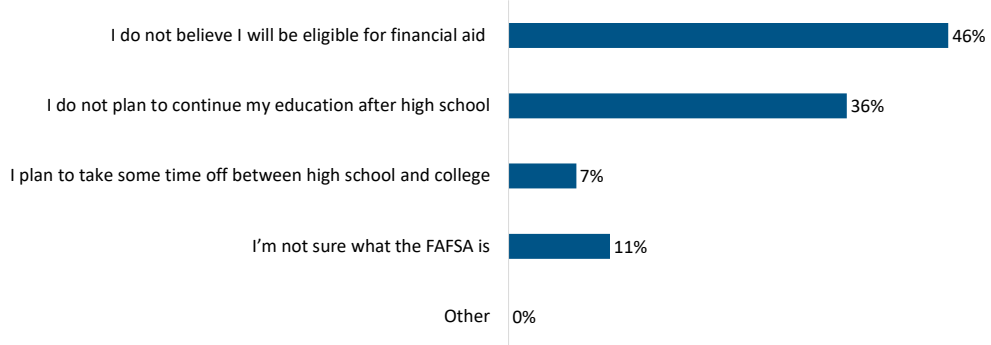


**Did you receive in-person and/or virtual help from GEAR UP or anyone else at your school to complete your FAFSA?<sup>^</sup>**

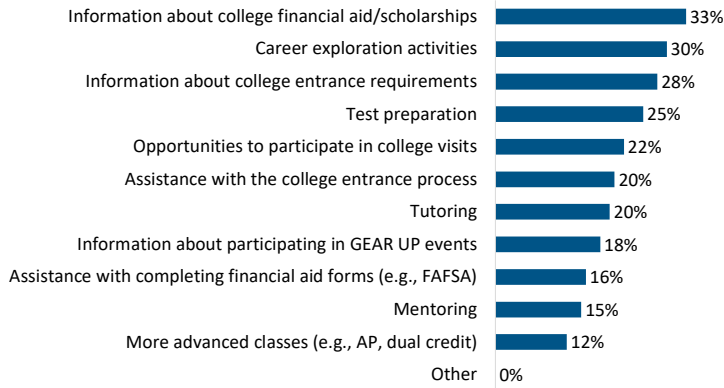


<sup>^</sup>Percentages are based on those students who completed an application or FAFSA.

**For those of you who selected No, and I do not plan to complete the FAFSA this academic year, what are the main reasons you do not plan to do so?\***



**Which of the following do you need from your school or GEAR UP to help you be more successful in school and more prepared for college?\***





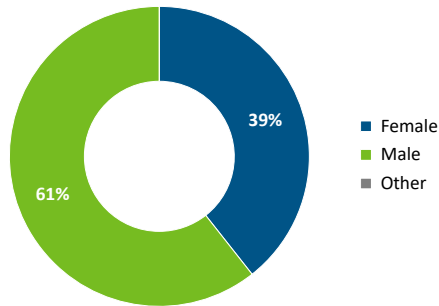
School Level Response Rates:	
Total Enrollment	132
Surveys Received	69
Response Rate	52%

School Name: Clay County High School  
 Survey Type: Grade 12 Survey Report

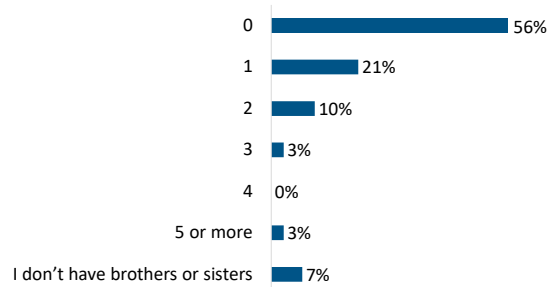
Notes: Throughout this report, all percentages are rounded to the nearest whole number; amounts lower than 0.5% are rounded down to 0%. An asterisk indicates a select all that apply question; amounts may exceed 100%.

## Section 1: Background/Demographics


What is your gender?



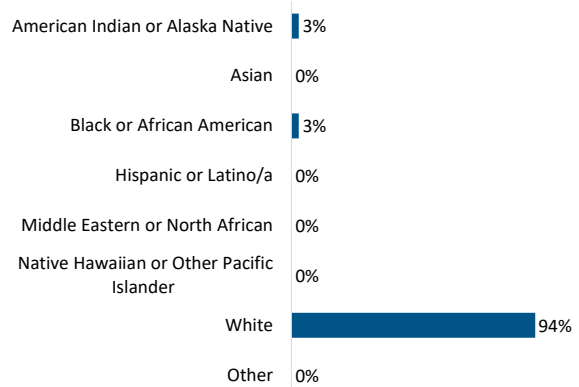
If you have brothers or sisters, how many have attended college in the past or are in college now?



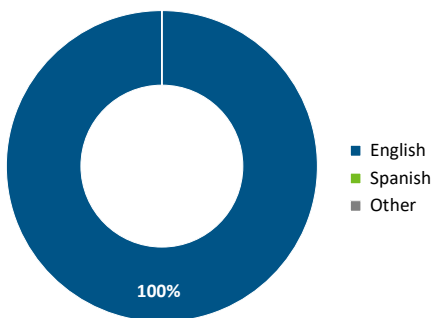
What is the highest level of education achieved by your parent(s)/guardian(s)?



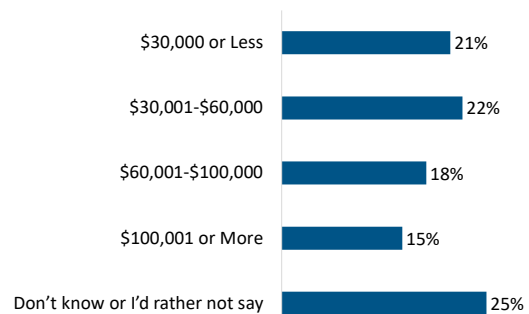
What is your race/ethnicity?



What is the main language you speak at home?

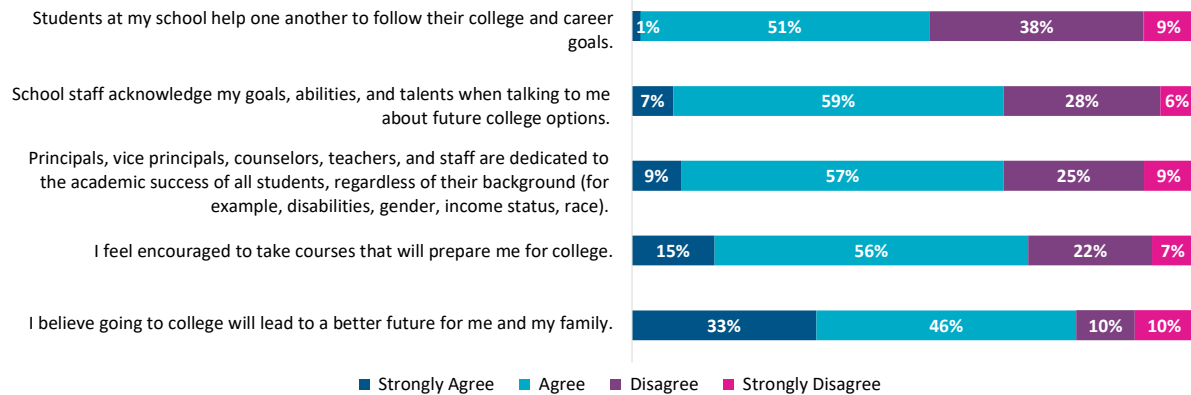


How much money do you think your family made (before taxes) during the past 12 months?



## Section 2: About Your School

Please select how much you agree with the following statements about your school.



## Section 3: Educational Goals and Aspirations

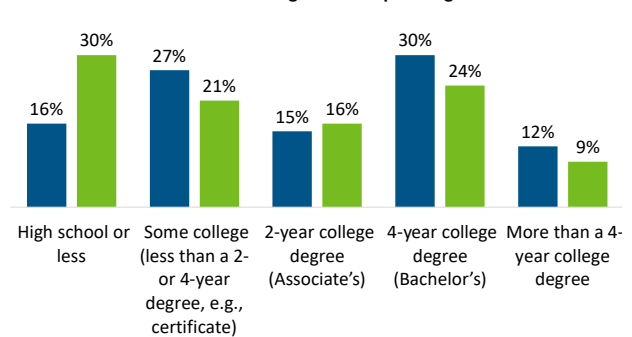
Do you plan to continue your education after high school?



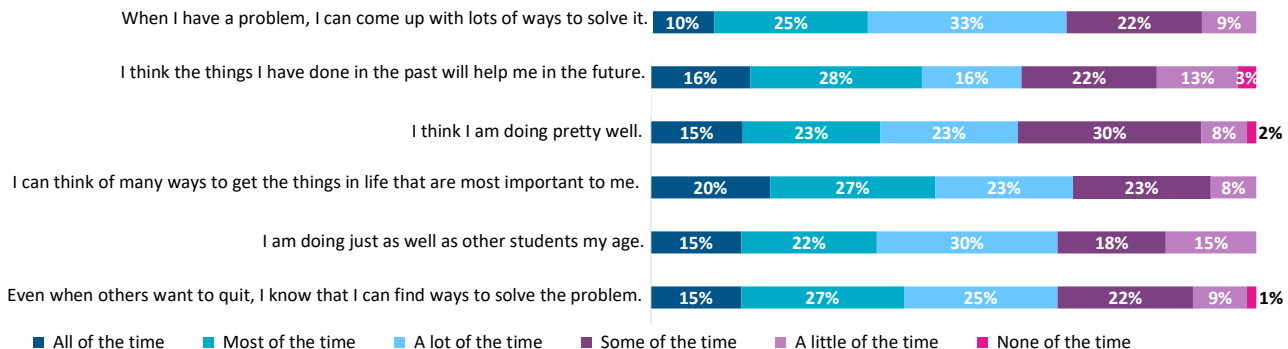
What, if anything, may prevent you from continuing your education after high school?\*

Concerns about COVID-19	1%
Family issues	10%
I need to work	29%
I plan to enlist in the military	0%
I want to work	35%
I won't receive/be eligible for enough financial aid	20%
It costs too much/I can't afford it	52%
My grades aren't good enough	17%
Other (please write in reason):	0%

What is the highest level of education that you...  
 ■ would like to get? ■ expect to get?

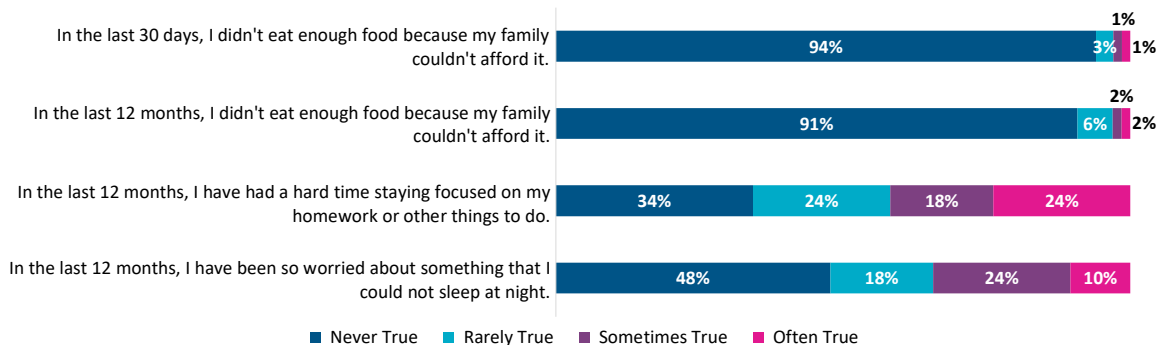


Please read the following sentences below and think about how you are in most situations.



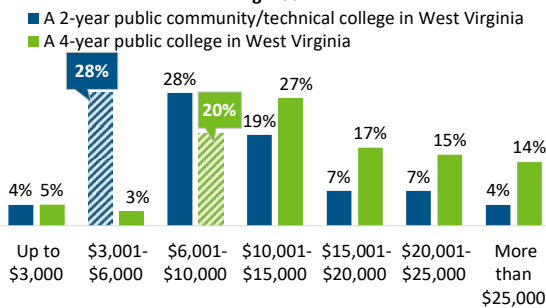


Please rate how much the following statements are true for you.



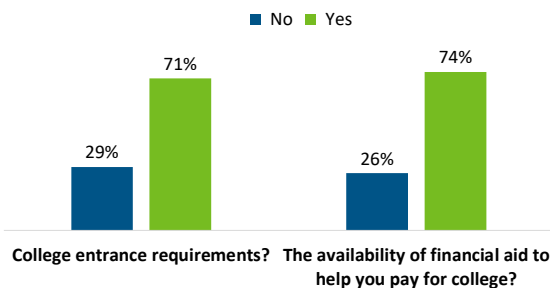
## Section 4: College Knowledge and Awareness

On average, how much do you think it costs for one year of in-state tuition to attend the following college options in West Virginia?<sup>^</sup>

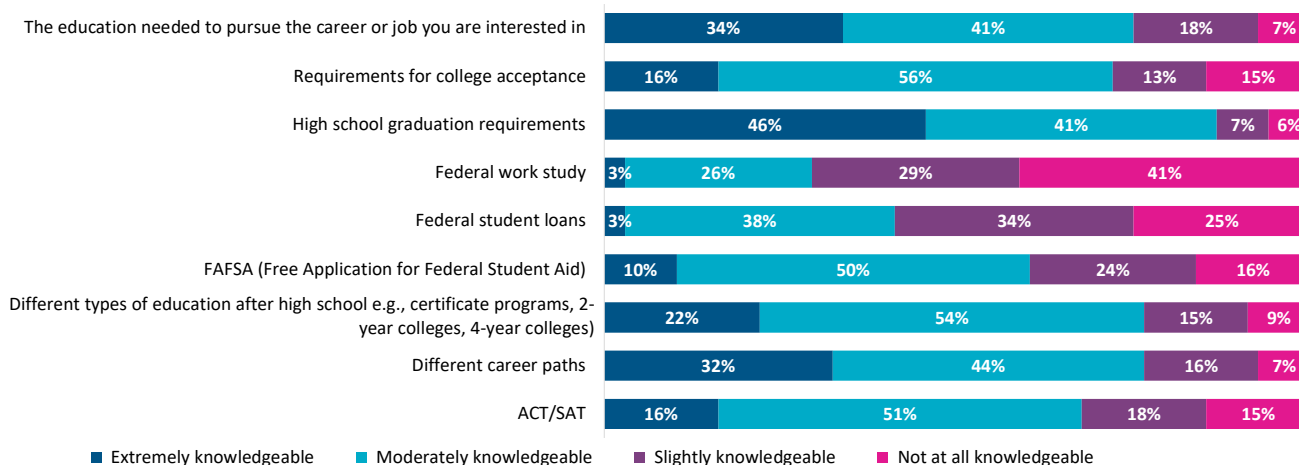


<sup>^</sup>The correct responses are indicated by pattern filled bar.

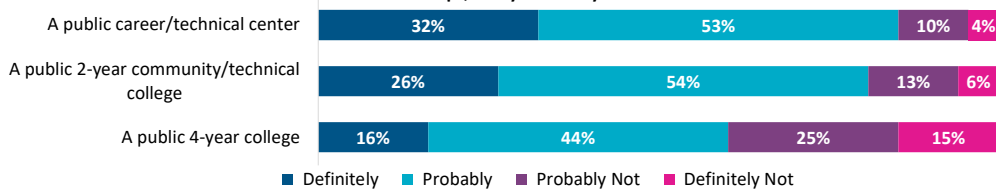
Has anyone from your school or GEAR UP ever spoken with you about...



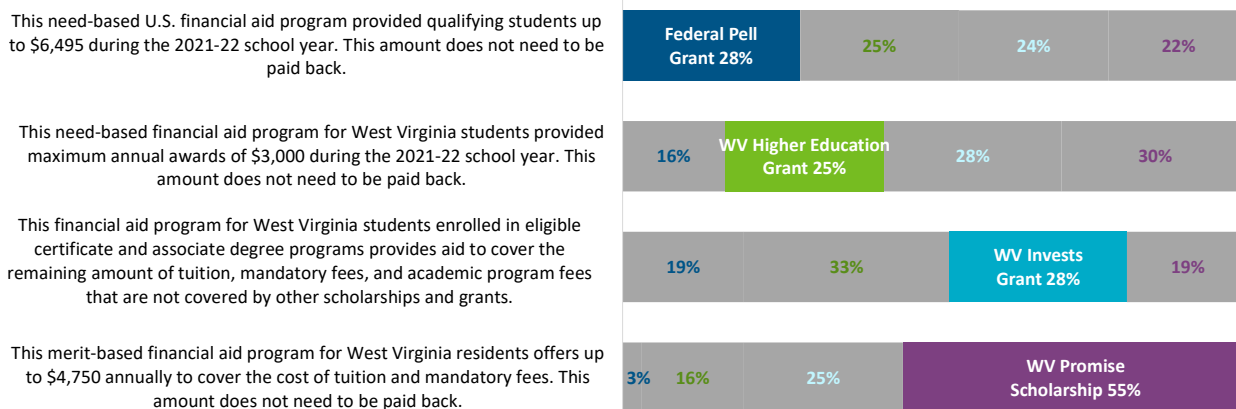
Please rate your level of knowledge about the following financial aid topics.



**Do you think that you could afford to attend one of the following types of colleges using financial aid, scholarships, and your family's resources?**



**Financial aid programs available to West Virginia Students<sup>^</sup>**



<sup>^</sup>The correct responses are indicated by filled bar.

**Section 5: College and Career Activities and Services**

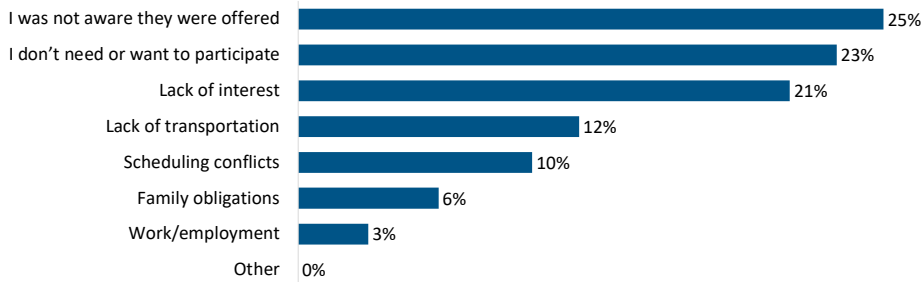
**Have you participated in any of the activities below? If you did attend, how helpful was the activity in preparing you for your future?<sup>^</sup>**

*extent participant found each of the following activities helpful*      *non-participation status*

	extent participant found each of the following activities helpful				Number of participants	non-participation status		
	Extremely helpful	Moderately helpful	Slightly helpful	Not at all helpful		Not offered / does not apply	Offered, but I did not attend	Number of non-participants
Academic planning/career advising	16%	37%	30%	16%	43	73%	27%	22
Accessing CFWV.com portal	14%	25%	37%	24%	51	73%	27%	15
ACT/SAT preparation	9%	35%	46%	11%	46	68%	32%	19
Assistance with completing financial aid forms (FAFSA)	24%	42%	26%	8%	38	38%	62%	29
College Application and Exploration Week	19%	24%	46%	11%	37	70%	30%	30
College campus visits (virtual)	20%	34%	29%	17%	35	75%	25%	32
College Decision Day and/or other college acceptance events	16%	35%	30%	19%	37	70%	30%	30
Text for Success initiative	15%	31%	27%	27%	26	80%	20%	41

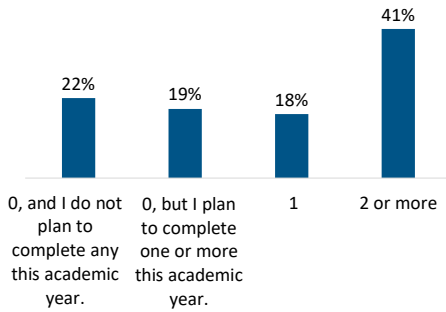
<sup>^</sup>Blue column percentages are based on those respondents who indicated participation in an activity. Pink column percentages are based on those respondents who indicated they did not participate in an activity.

**If you did not participate in one or more of these activities/services, why not?**

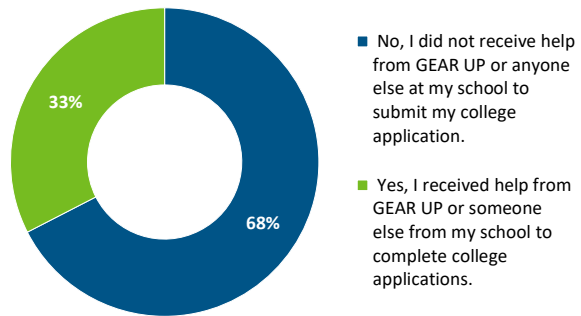


**Section 6: College Preparation Activities**

**How many college applications have you completed?**

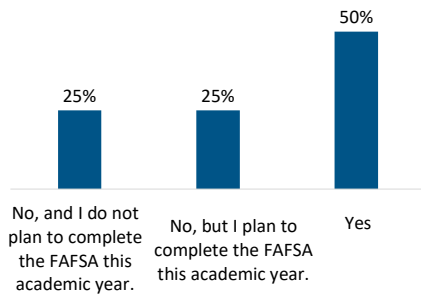


**Did you receive in-person and/or virtual help from GEAR UP or anyone else at your school to complete your college applications?<sup>^</sup>**

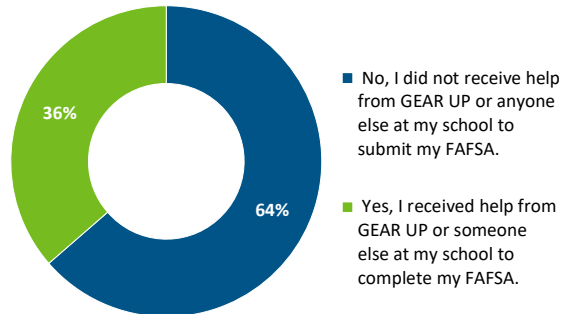


<sup>^</sup>Percentages are based on those students who completed an application or FAFSA.

**The Free Application for Federal Student Aid (FAFSA) is available to be completed. Have you completed your FAFSA yet?**

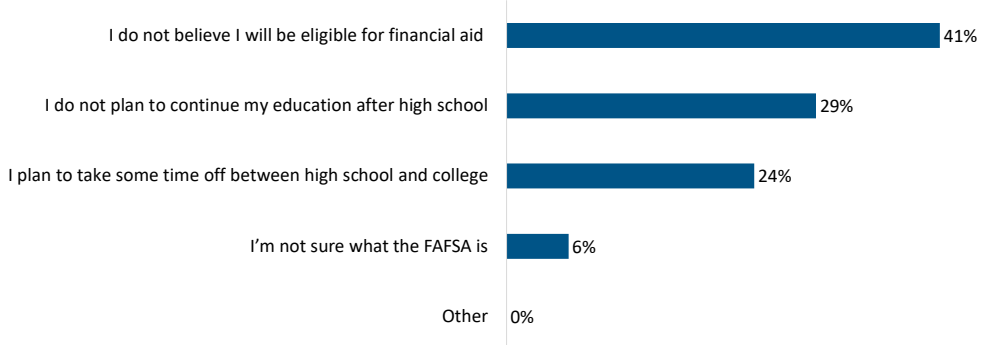


**Did you receive in-person and/or virtual help from GEAR UP or anyone else at your school to complete your FAFSA?<sup>^</sup>**

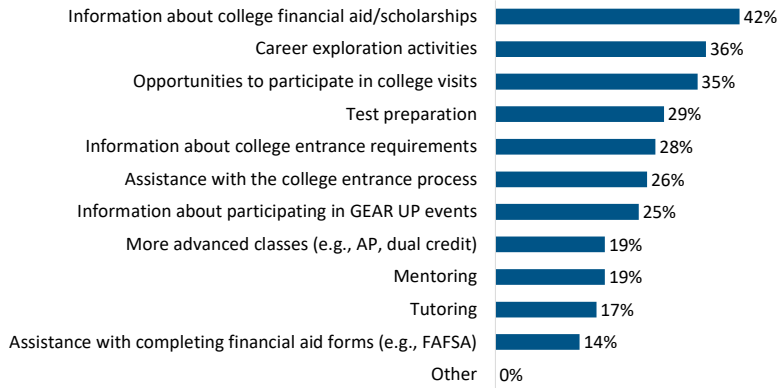


<sup>^</sup>Percentages are based on those students who completed an application or FAFSA.

**For those of you who selected No, and I do not plan to complete the FAFSA this academic year, what are the main reasons you do not plan to do so?\***



**Which of the following do you need from your school or GEAR UP to help you be more successful in school and more prepared for college?\***





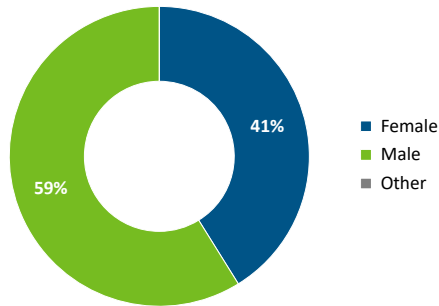
School Level Response Rates:	
Total Enrollment	35
Surveys Received	17
Response Rate	49%

School Name: **Hannan Jr/Sr High School**  
 Survey Type: **Grade 12 Survey Report**

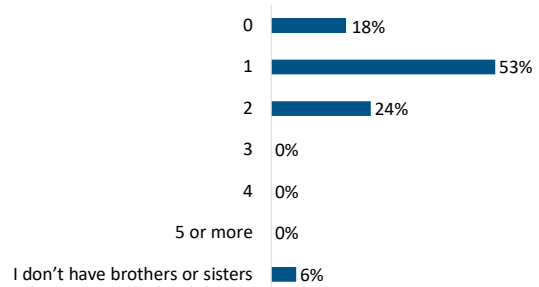
Notes: Throughout this report, all percentages are rounded to the nearest whole number; amounts lower than 0.5% are rounded down to 0%. An asterisk indicates a select all that apply question; amounts may exceed 100%.

## Section 1: Background/Demographics


What is your gender?



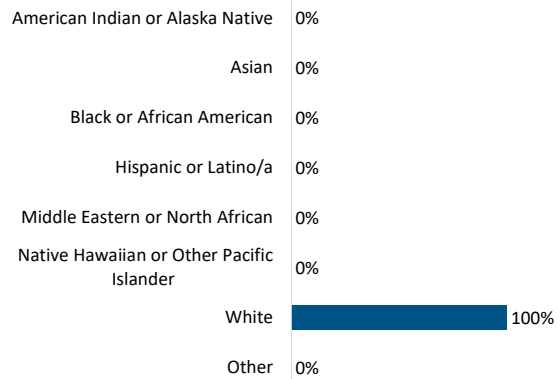
If you have brothers or sisters, how many have attended college in the past or are in college now?



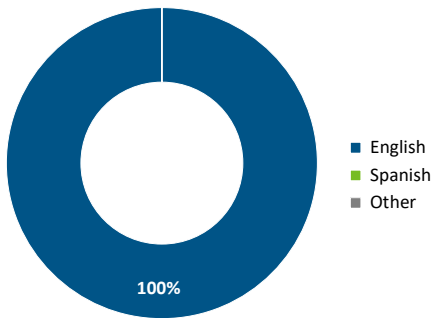
What is the highest level of education achieved by your parent(s)/guardian(s)?



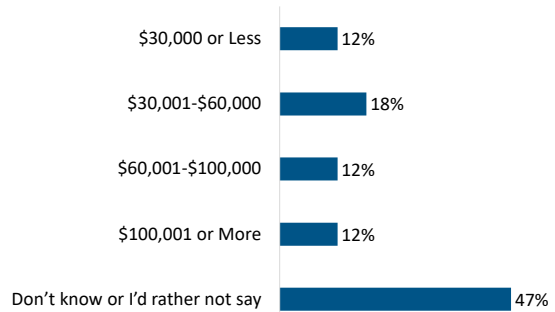
What is your race/ethnicity?



What is the main language you speak at home?

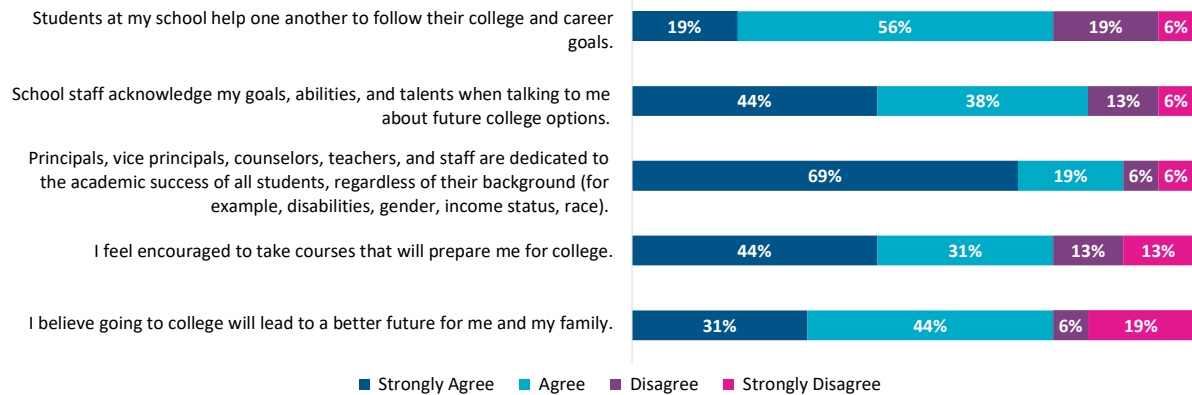


How much money do you think your family made (before taxes) during the past 12 months?



## Section 2: About Your School

Please select how much you agree with the following statements about your school.

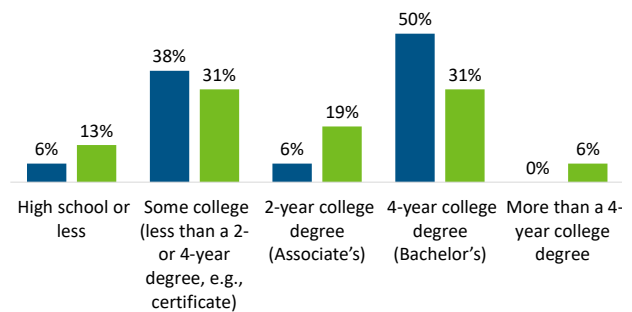


## Section 3: Educational Goals and Aspirations

Do you plan to continue your education after high school?



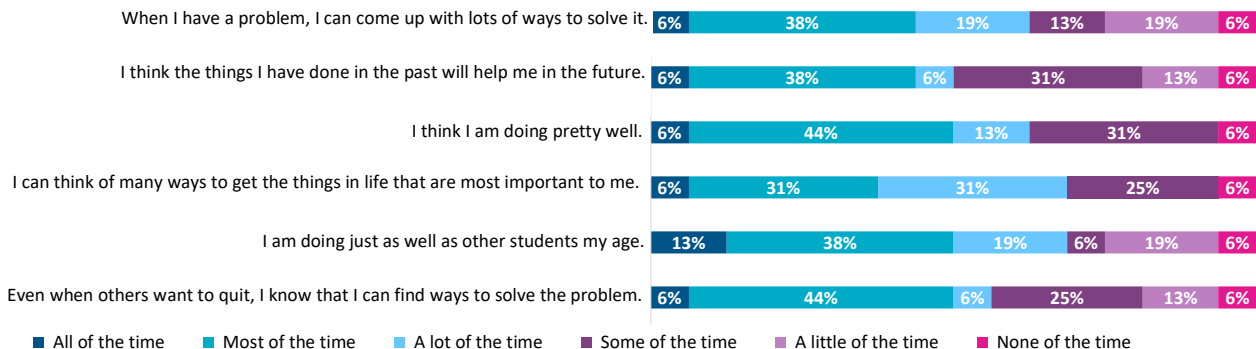
What is the highest level of education that you...  
 would like to get? expect to get?



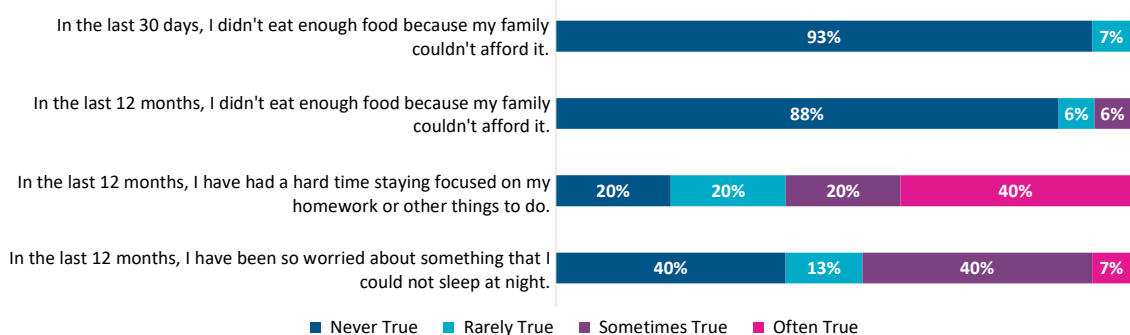
What, if anything, may prevent you from continuing your education after high school?\*

Concerns about COVID-19	0%
Family issues	12%
I need to work	18%
I plan to enlist in the military	0%
I want to work	29%
I won't receive/be eligible for enough financial aid	18%
It costs too much/I can't afford it	24%
My grades aren't good enough	18%
Other (please write in reason):	0%

Please read the following sentences below and think about how you are in most situations.

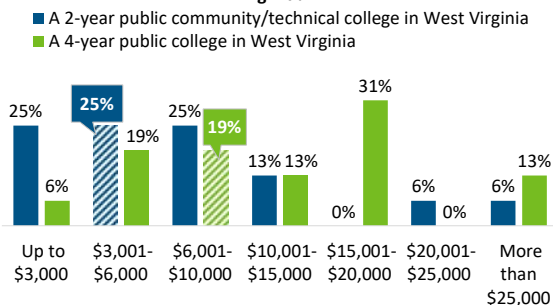


Please rate how much the following statements are true for you.

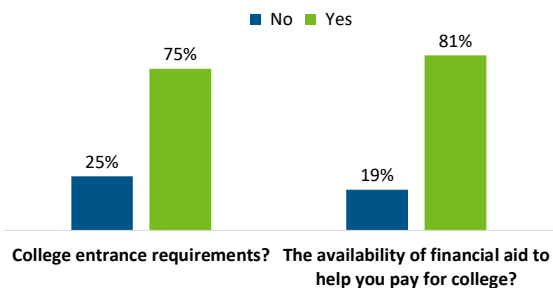


### Section 4: College Knowledge and Awareness

On average, how much do you think it costs for one year of in-state tuition to attend the following college options in West Virginia?<sup>^</sup>

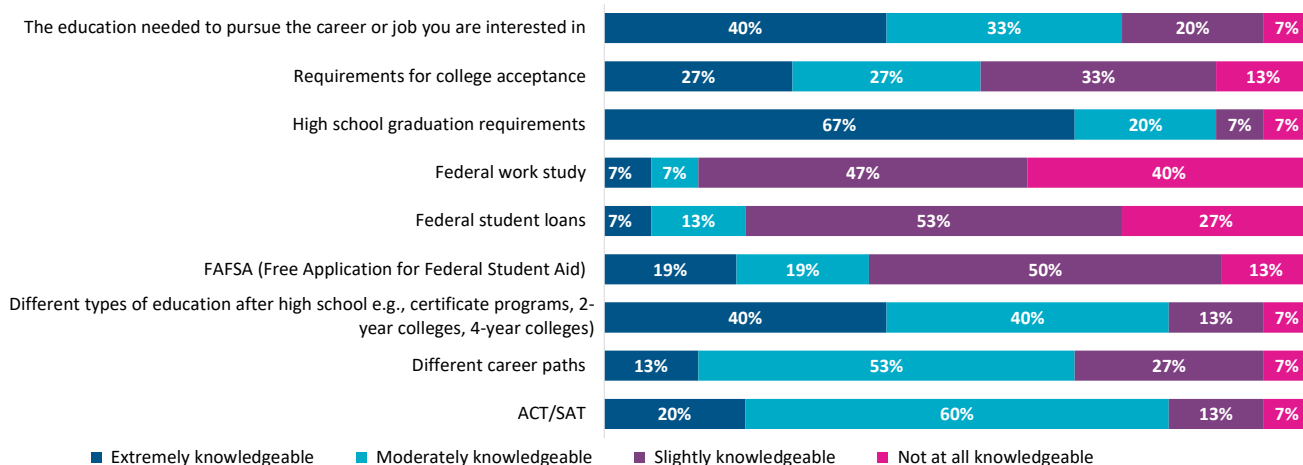


Has anyone from your school or GEAR UP ever spoken with you about...

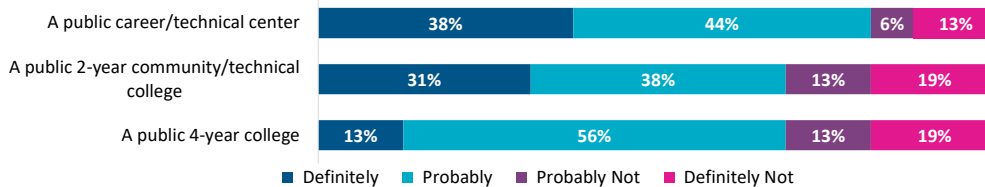


<sup>^</sup>The correct responses are indicated by pattern filled bar.

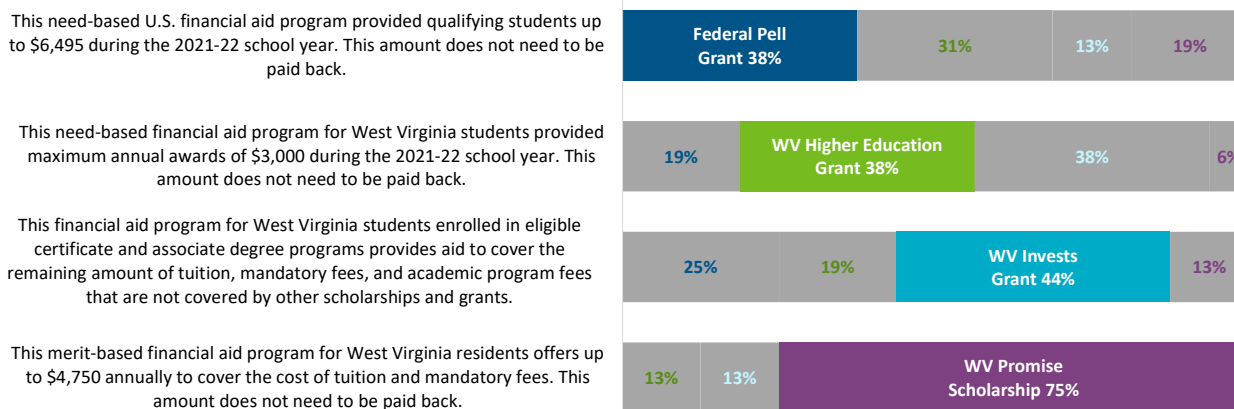
Please rate your level of knowledge about the following financial aid topics.



**Do you think that you could afford to attend one of the following types of colleges using financial aid, scholarships, and your family's resources?**



**Financial aid programs available to West Virginia Students<sup>^</sup>**



<sup>^</sup>The correct responses are indicated by filled bar.

**Section 5: College and Career Activities and Services**

**Have you participated in any of the activities below? If you did attend, how helpful was the activity in preparing you for your future?<sup>^</sup>**

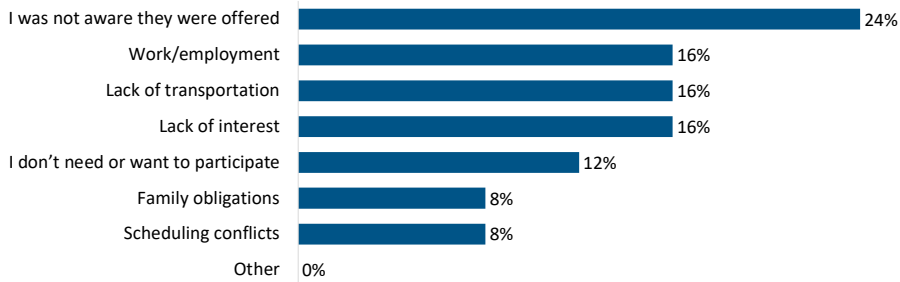
*extent participant found each of the following activities helpful*      *non-participation status*

					Number of participants	Not offered /		Number of non-participants
	Extremely helpful	Moderately helpful	Slightly helpful	Not at all helpful		does not apply	Offered, but I did not attend	
Academic planning/career advising	0%	22%	67%	11%	9	57%	43%	7
Accessing CFVV.com portal	14%	14%	43%	29%	7	56%	44%	9
ACT/SAT preparation	33%	25%	33%	8%	12	75%	25%	4
Assistance with completing financial aid forms (FAFSA)	71%	14%	14%	0%	7	33%	67%	9
College Application and Exploration Week	20%	40%	40%	0%	5	36%	64%	11
College campus visits (virtual)	0%	50%	25%	25%	4	58%	42%	12
College Decision Day and/or other college acceptance events	13%	13%	63%	13%	8	63%	38%	8
Text for Success initiative	0%	0%	50%	50%	4	58%	42%	12

<sup>^</sup>Blue column percentages are based on those respondents who indicated participation in an activity. Pink column percentages are based on those respondents who indicated they did not participate in an activity.

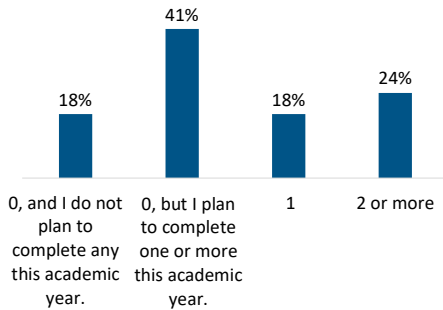


**If you did not participate in one or more of these activities/services, why not?**

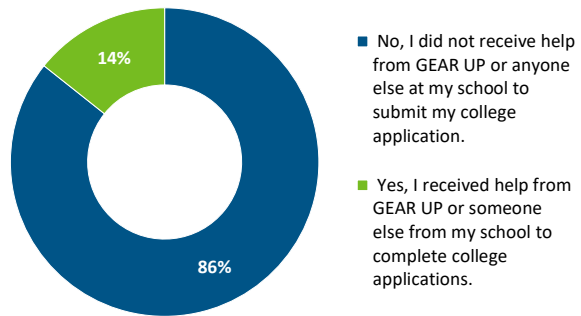


**Section 6: College Preparation Activities**

**How many college applications have you completed?**

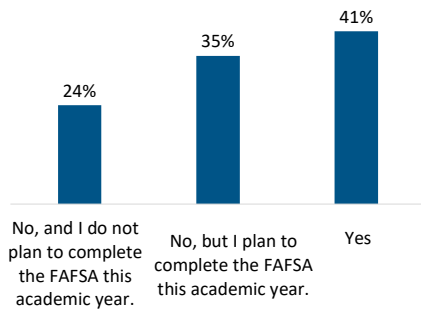


**Did you receive in-person and/or virtual help from GEAR UP or anyone else at your school to complete your college applications?<sup>^</sup>**

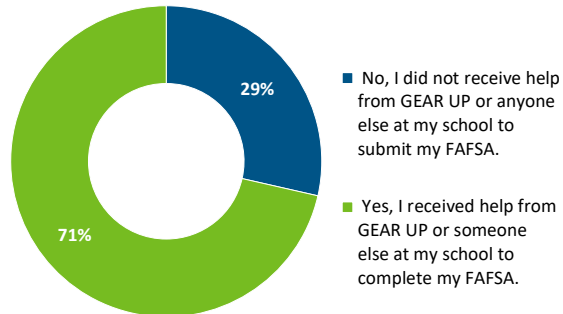


<sup>^</sup>Percentages are based on those students who completed an application or FAFSA.

**The Free Application for Federal Student Aid (FAFSA) is available to be completed. Have you completed your FAFSA yet?**

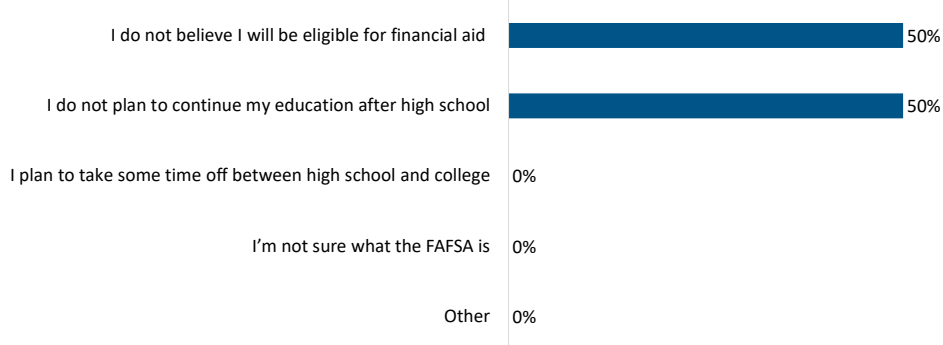


**Did you receive in-person and/or virtual help from GEAR UP or anyone else at your school to complete your FAFSA?<sup>^</sup>**

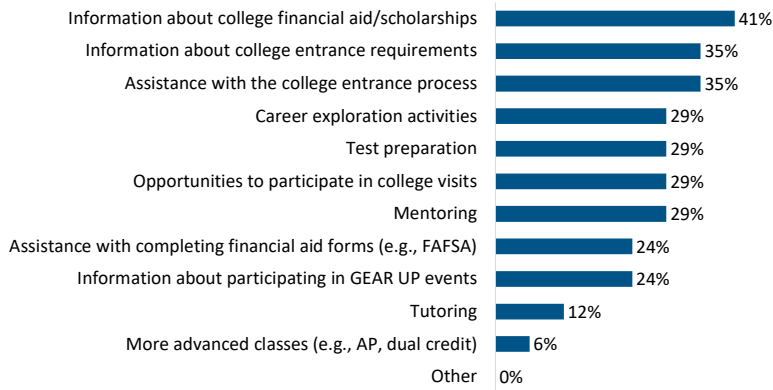


<sup>^</sup>Percentages are based on those students who completed an application or FAFSA.

**For those of you who selected No, and I do not plan to complete the FAFSA this academic year, what are the main reasons you do not plan to do so?\***



**Which of the following do you need from your school or GEAR UP to help you be more successful in school and more prepared for college?\***





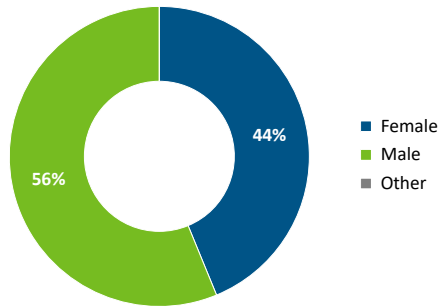
School Level Response Rates:	
Total Enrollment	219
Surveys Received	180
Response Rate	82%

School Name: Lincoln County High School  
 Survey Type: Grade 12 Survey Report

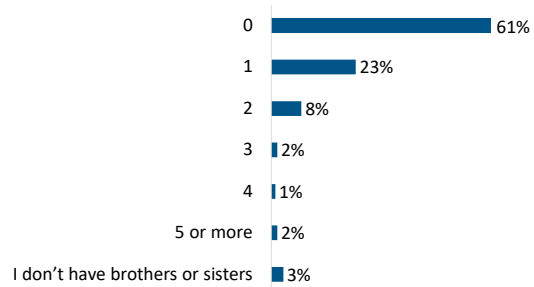
Notes: Throughout this report, all percentages are rounded to the nearest whole number; amounts lower than 0.5% are rounded down to 0%. An asterisk indicates a select all that apply question; amounts may exceed 100%.

## Section 1: Background/Demographics

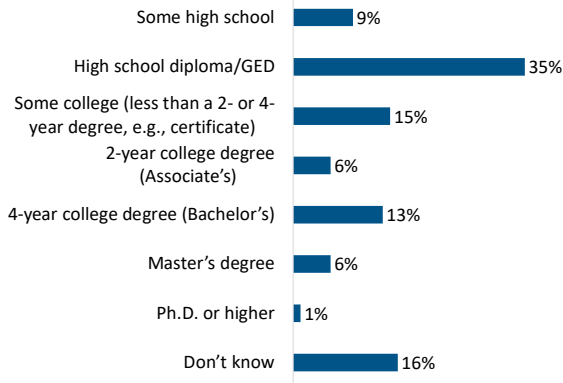
What is your gender?



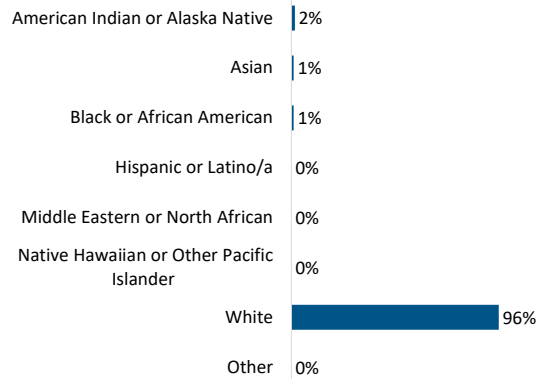
If you have brothers or sisters, how many have attended college in the past or are in college now?



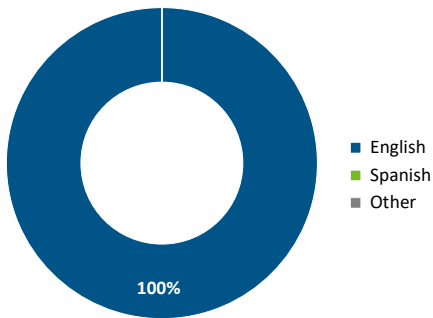
What is the highest level of education achieved by your parent(s)/guardian(s)?



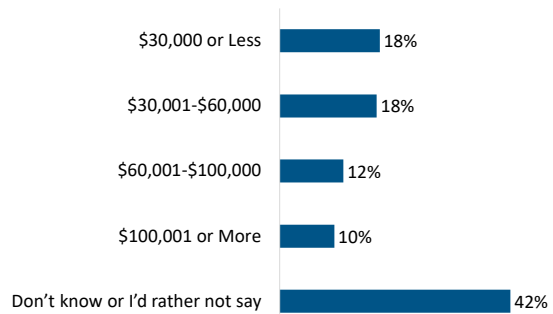
What is your race/ethnicity?



What is the main language you speak at home?

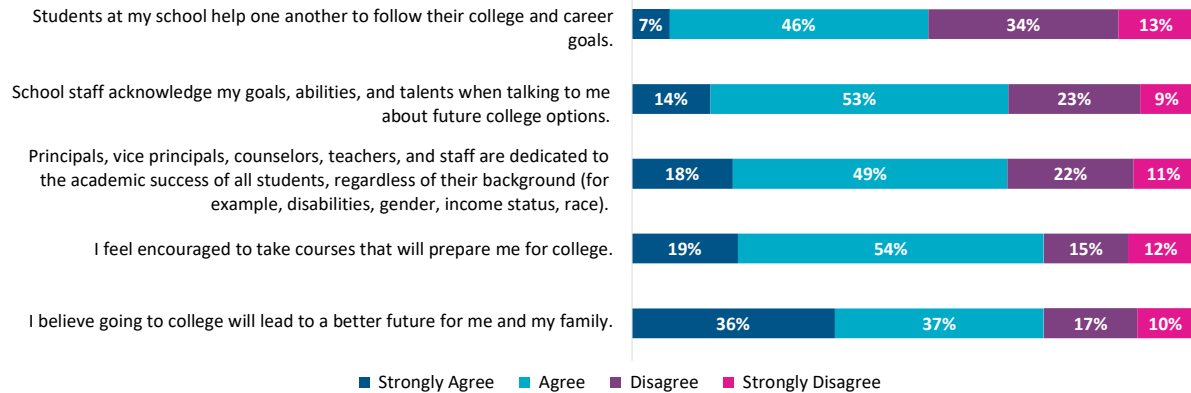


How much money do you think your family made (before taxes) during the past 12 months?



## Section 2: About Your School

Please select how much you agree with the following statements about your school.



## Section 3: Educational Goals and Aspirations

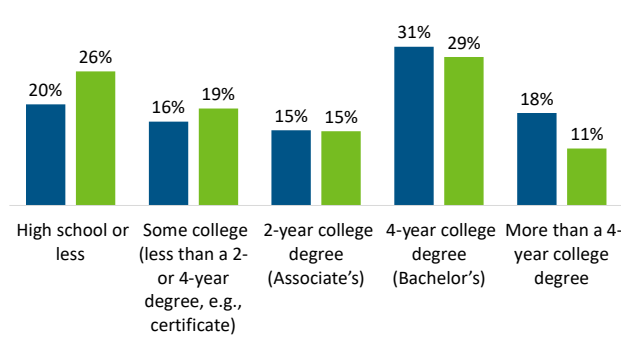
Do you plan to continue your education after high school?



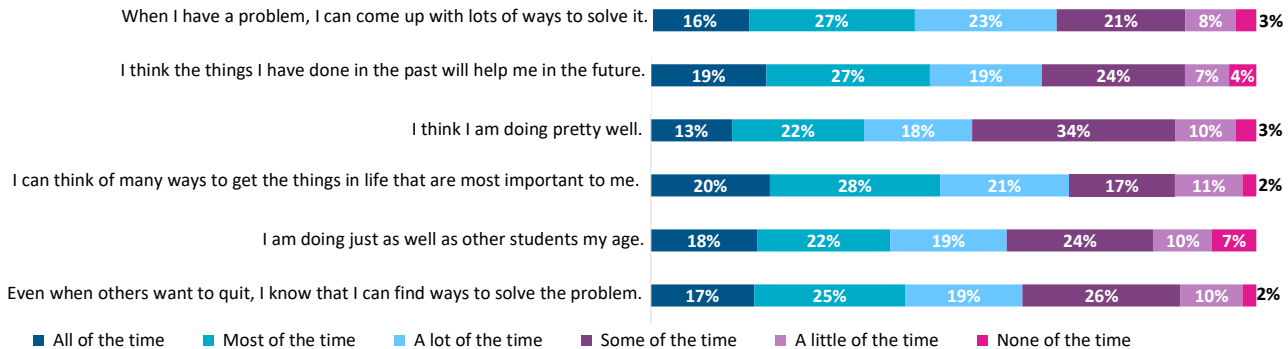
What, if anything, may prevent you from continuing your education after high school?\*

Concerns about COVID-19	4%
Family issues	11%
I need to work	28%
I plan to enlist in the military	6%
I want to work	37%
I won't receive/be eligible for enough financial aid	22%
It costs too much/I can't afford it	43%
My grades aren't good enough	22%
Other (please write in reason):	0%

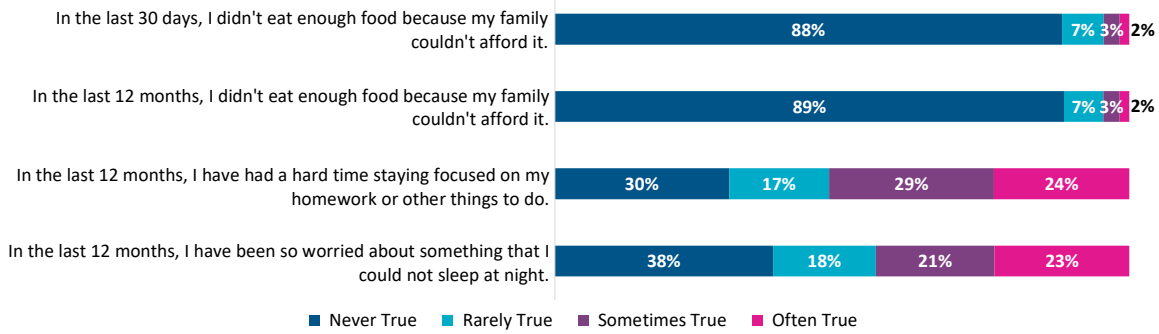
What is the highest level of education that you...  
 would like to get? expect to get?



Please read the following sentences below and think about how you are in most situations.



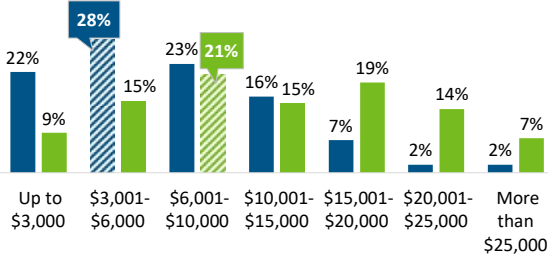
Please rate how much the following statements are true for you.



## Section 4: College Knowledge and Awareness

On average, how much do you think it costs for one year of in-state tuition to attend the following college options in West Virginia?<sup>^</sup>

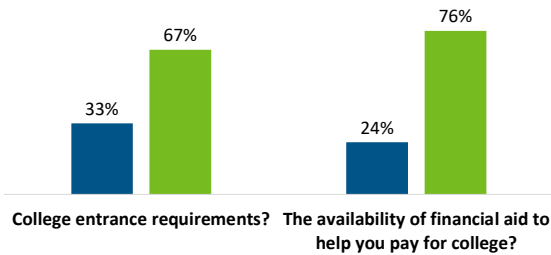
■ A 2-year public community/technical college in West Virginia  
■ A 4-year public college in West Virginia



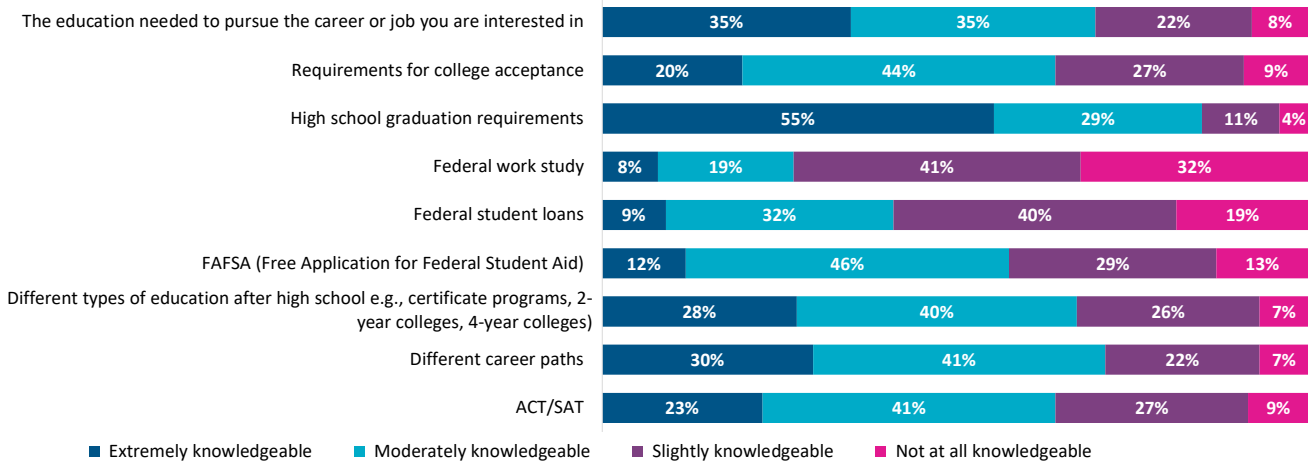
<sup>^</sup>The correct responses are indicated by pattern filled bar.

Has anyone from your school or GEAR UP ever spoken with you about...

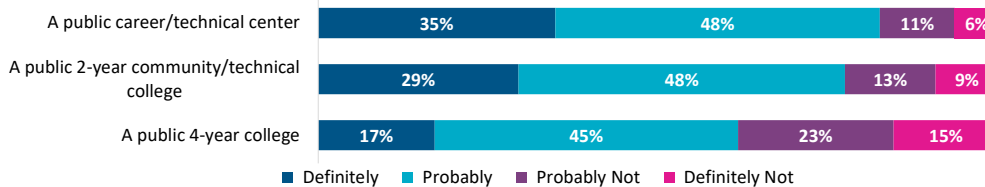
■ No ■ Yes



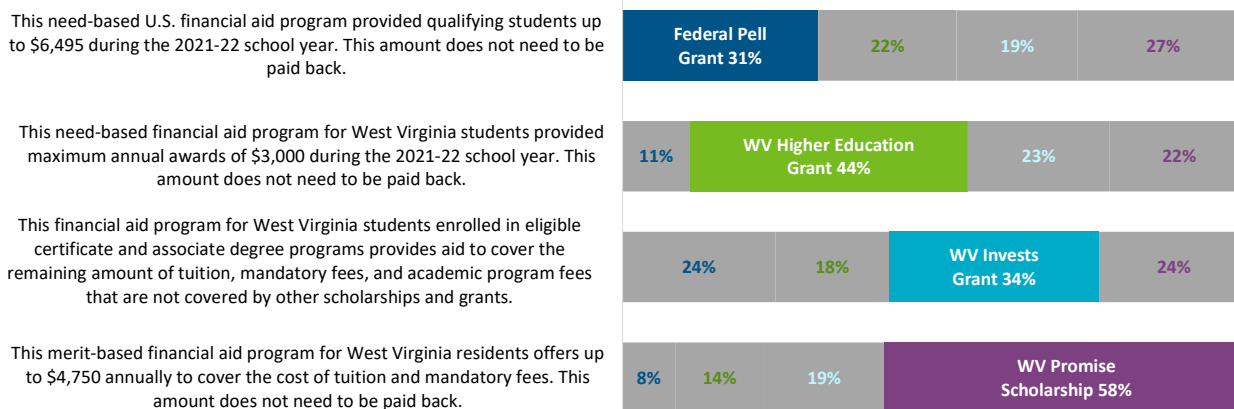
Please rate your level of knowledge about the following financial aid topics.



**Do you think that you could afford to attend one of the following types of colleges using financial aid, scholarships, and your family's resources?**



**Financial aid programs available to West Virginia Students<sup>^</sup>**



<sup>^</sup>The correct responses are indicated by filled bar.

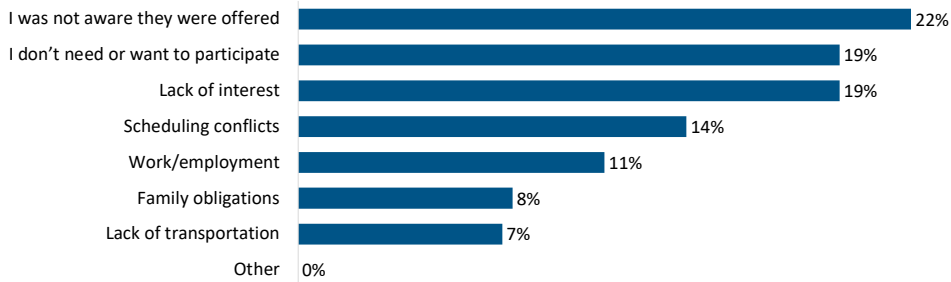
**Section 5: College and Career Activities and Services**

**Have you participated in any of the activities below? If you did attend, how helpful was the activity in preparing you for your future?<sup>^</sup>**

	extent participant found each of the following activities helpful					non-participation status		
	Extremely helpful	Moderately helpful	Slightly helpful	Not at all helpful	Number of participants	Not offered / does not apply	Offered, but I did not attend	Number of non-participants
Academic planning/career advising	16%	31%	39%	14%	90	57%	43%	83
Accessing CFWV.com portal	12%	27%	46%	16%	94	60%	40%	80
ACT/SAT preparation	19%	30%	38%	13%	105	33%	67%	69
Assistance with completing financial aid forms (FAFSA)	27%	30%	31%	12%	84	26%	74%	91
College Application and Exploration Week	25%	23%	42%	11%	57	58%	42%	120
College campus visits (virtual)	20%	32%	36%	12%	84	44%	56%	90
College Decision Day and/or other college acceptance events	16%	28%	39%	17%	69	63%	38%	104
Text for Success initiative	11%	23%	31%	34%	64	60%	40%	108

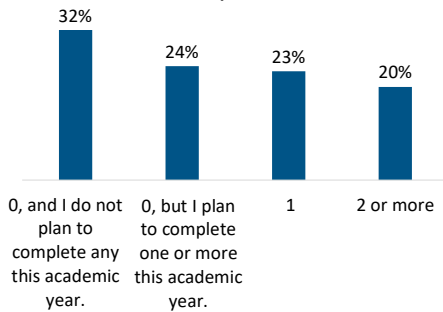
<sup>^</sup>Blue column percentages are based on those respondents who indicated participation in an activity. Pink column percentages are based on those respondents who indicated they did not participate in an activity.

**If you did not participate in one or more of these activities/services, why not?**

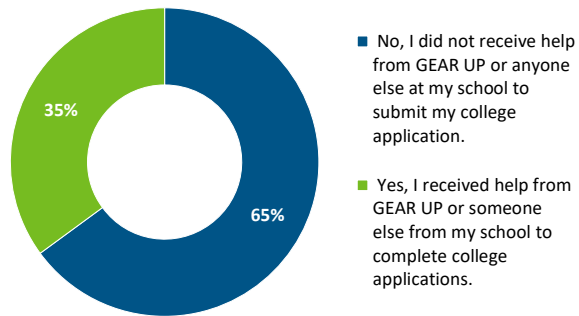


**Section 6: College Preparation Activities**

**How many college applications have you completed?**

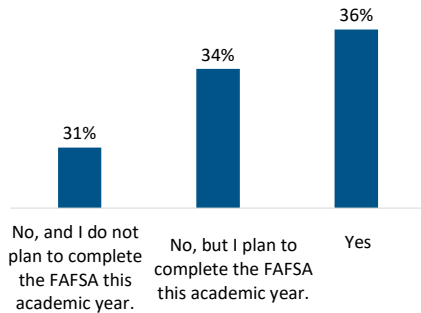


**Did you receive in-person and/or virtual help from GEAR UP or anyone else at your school to complete your college applications?^**

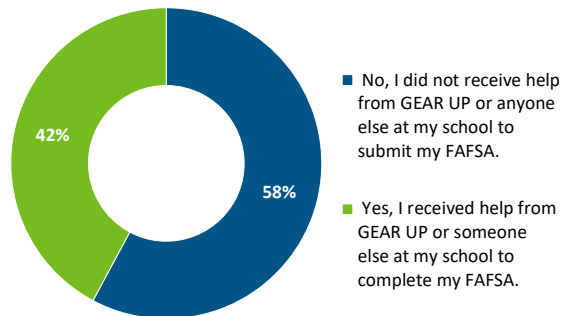


^Percentages are based on those students who completed an application or FAFSA.

**The Free Application for Federal Student Aid (FAFSA) is available to be completed. Have you completed your FAFSA yet?**

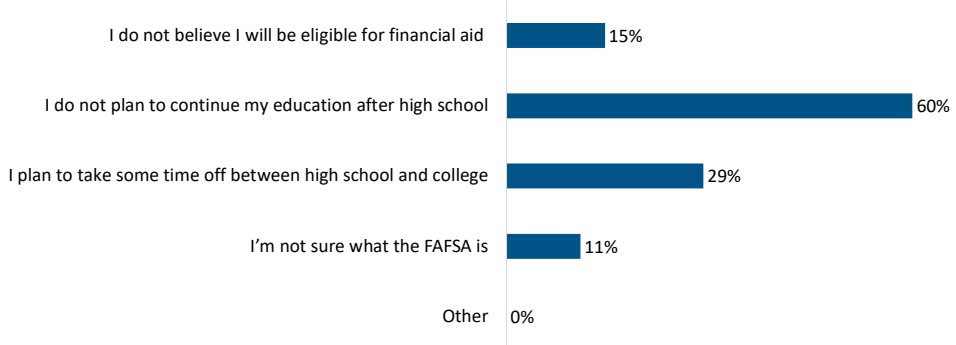


**Did you receive in-person and/or virtual help from GEAR UP or anyone else at your school to complete your FAFSA?^**

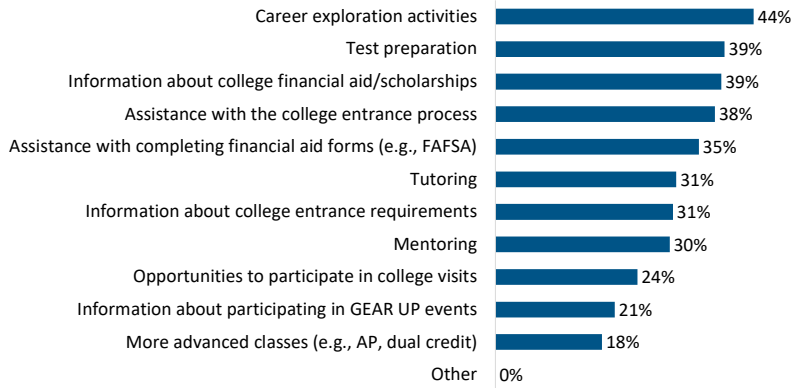


^Percentages are based on those students who completed an application or FAFSA.

**For those of you who selected No, and I do not plan to complete the FAFSA this academic year, what are the main reasons you do not plan to do so?\***



**Which of the following do you need from your school or GEAR UP to help you be more successful in school and more prepared for college?\***







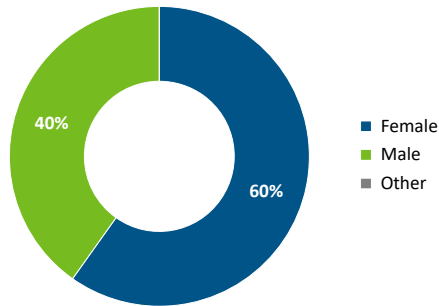
School Level Response Rates:	
Total Enrollment	140
Surveys Received	106
Response Rate	76%

School Name: Logan Senior High School  
 Survey Type: Grade 12 Survey Report

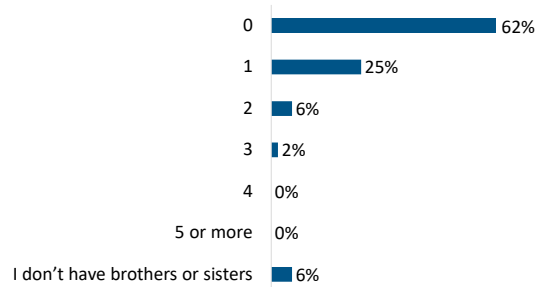
Notes: Throughout this report, all percentages are rounded to the nearest whole number; amounts lower than 0.5% are rounded down to 0%. An asterisk indicates a select all that apply question; amounts may exceed 100%.

## Section 1: Background/Demographics


What is your gender?



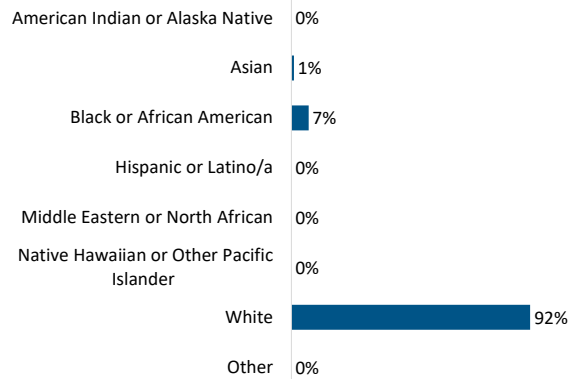
If you have brothers or sisters, how many have attended college in the past or are in college now?



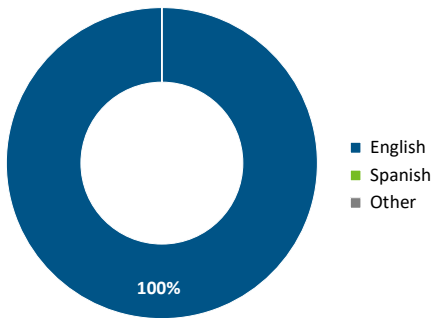
What is the highest level of education achieved by your parent(s)/guardian(s)?



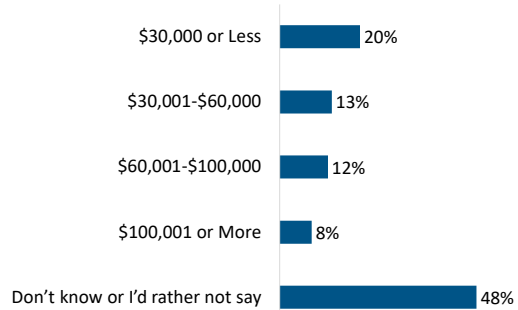
What is your race/ethnicity?



What is the main language you speak at home?

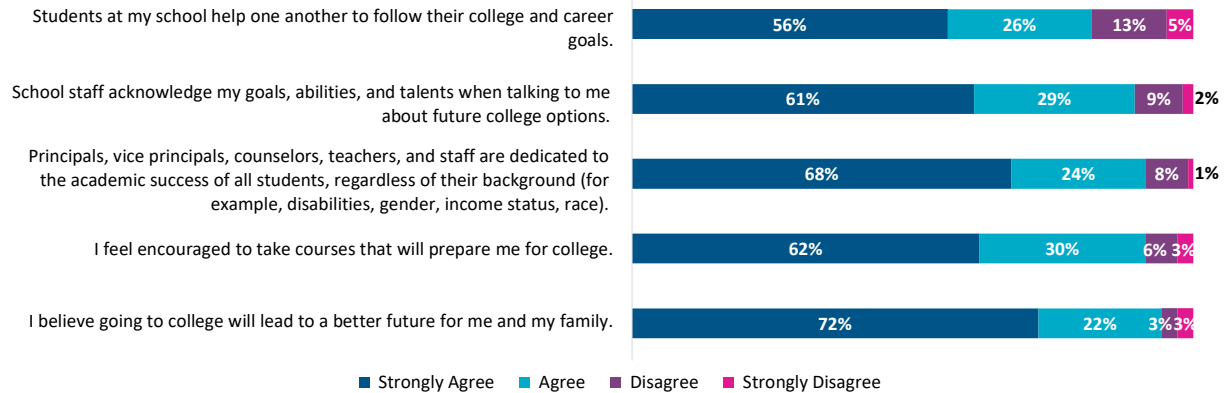


How much money do you think your family made (before taxes) during the past 12 months?



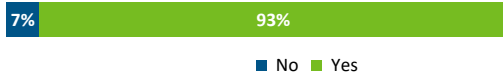
## Section 2: About Your School

Please select how much you agree with the following statements about your school.

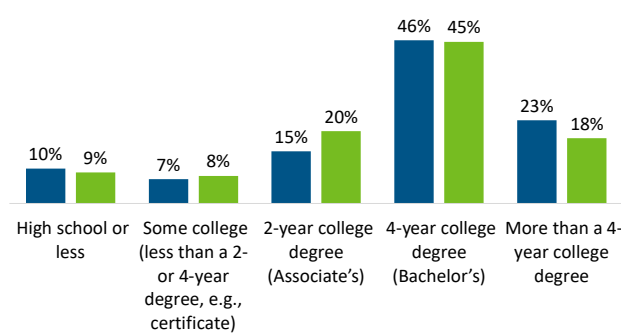


## Section 3: Educational Goals and Aspirations

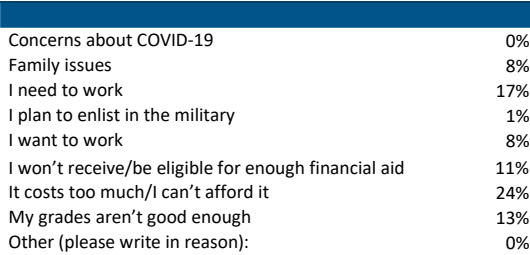
Do you plan to continue your education after high school?



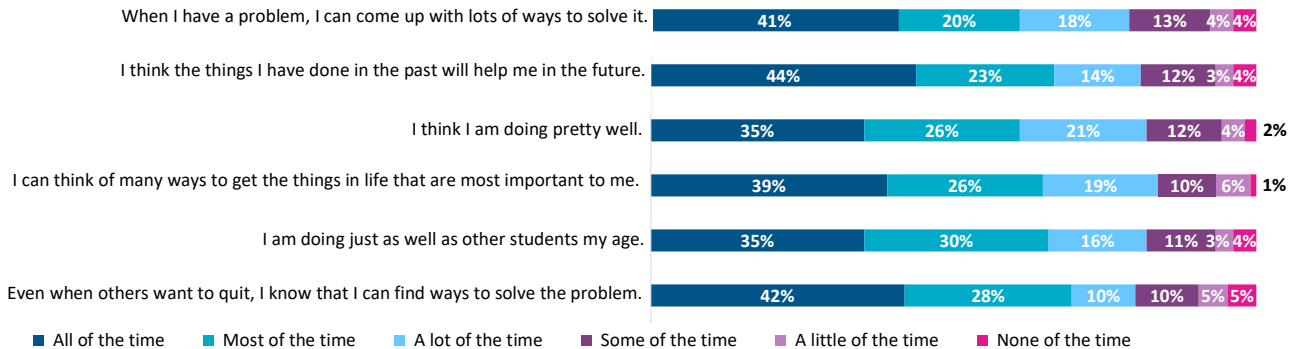
What is the highest level of education that you...  
 ■ would like to get? ■ expect to get?



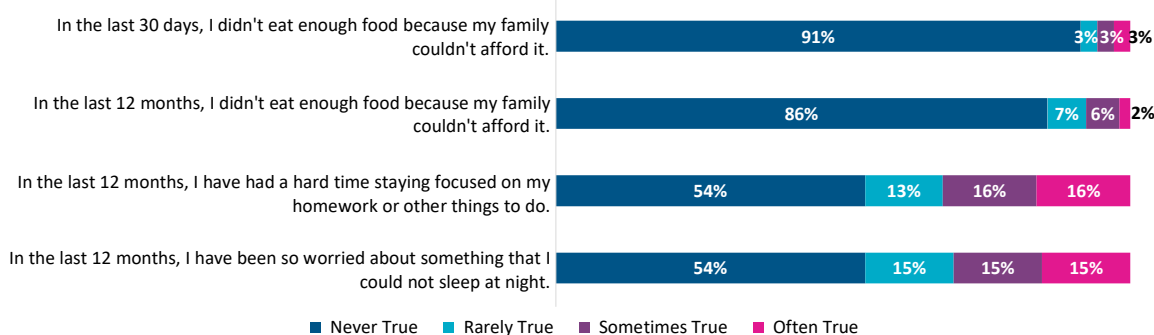
What, if anything, may prevent you from continuing your education after high school?\*



Please read the following sentences below and think about how you are in most situations.

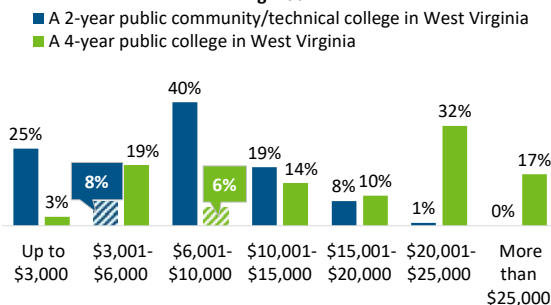


Please rate how much the following statements are true for you.

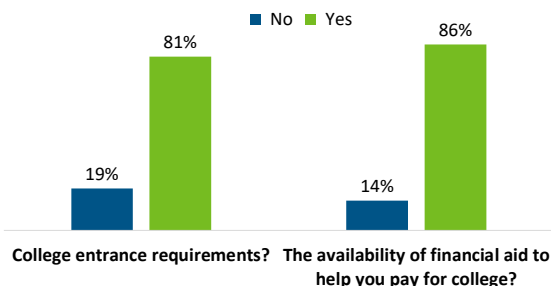


### Section 4: College Knowledge and Awareness

On average, how much do you think it costs for one year of in-state tuition to attend the following college options in West Virginia?<sup>^</sup>

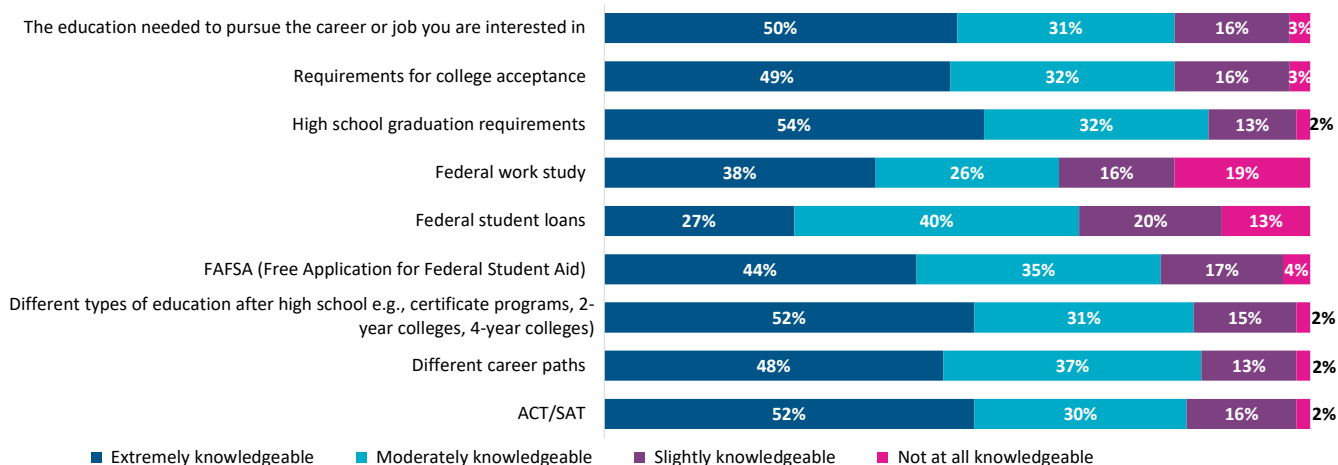


Has anyone from your school or GEAR UP ever spoken with you about...

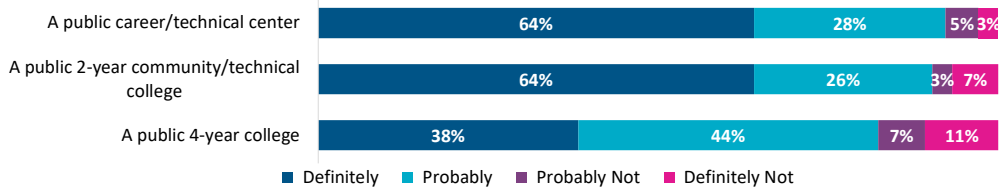


<sup>^</sup>The correct responses are indicated by pattern filled bar.

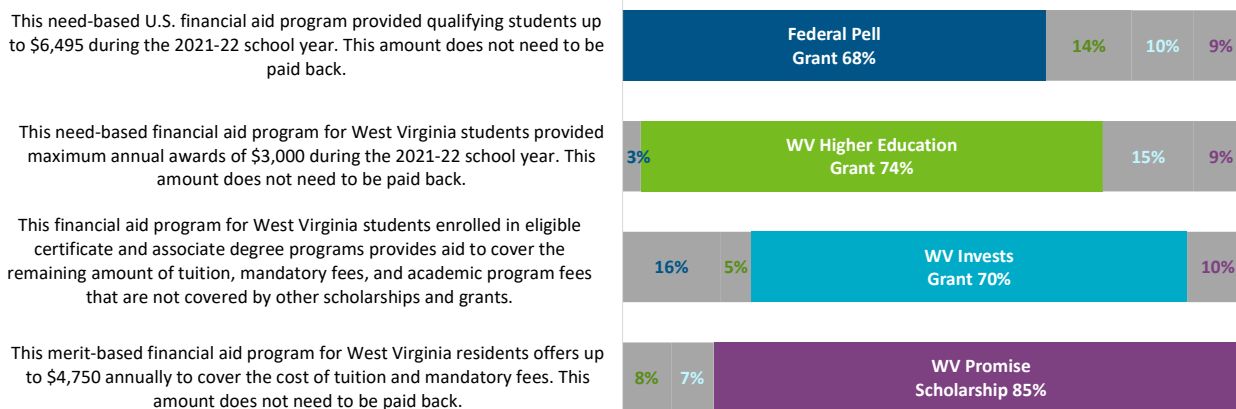
Please rate your level of knowledge about the following financial aid topics.



**Do you think that you could afford to attend one of the following types of colleges using financial aid, scholarships, and your family's resources?**



**Financial aid programs available to West Virginia Students<sup>^</sup>**



<sup>^</sup>The correct responses are indicated by filled bar.

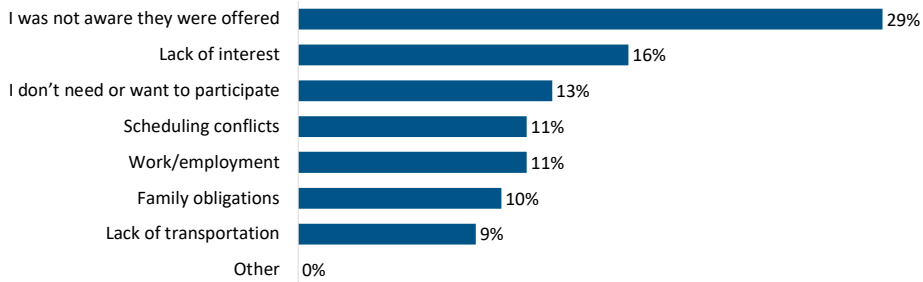
**Section 5: College and Career Activities and Services**

Have you participated in any of the activities below? If you did attend, how helpful was the activity in preparing you for your future?<sup>^</sup>

	extent participant found each of the following activities helpful					non-participation status		
	Extremely helpful	Moderately helpful	Slightly helpful	Not at all helpful	Number of participants	Not offered / does not apply	Offered, but I did not attend	Number of non-participants
Academic planning/career advising	58%	23%	14%	5%	81	77%	23%	22
Accessing CFWV.com portal	64%	23%	9%	4%	75	79%	21%	28
ACT/SAT preparation	58%	28%	9%	5%	85	42%	58%	19
Assistance with completing financial aid forms (FAFSA)	65%	23%	10%	3%	79	52%	48%	25
College Application and Exploration Week	69%	21%	9%	1%	70	74%	26%	34
College campus visits (virtual)	67%	20%	11%	3%	76	57%	43%	28
College Decision Day and/or other college acceptance events	65%	27%	7%	1%	75	76%	24%	29
Text for Success initiative	66%	23%	9%	3%	70	79%	21%	34

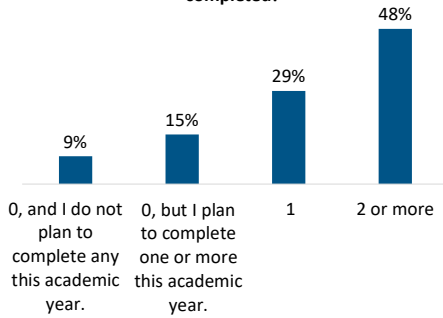
<sup>^</sup>Blue column percentages are based on those respondents who indicated participation in an activity. Pink column percentages are based on those respondents who indicated they did not participate in an activity.

**If you did not participate in one or more of these activities/services, why not?**

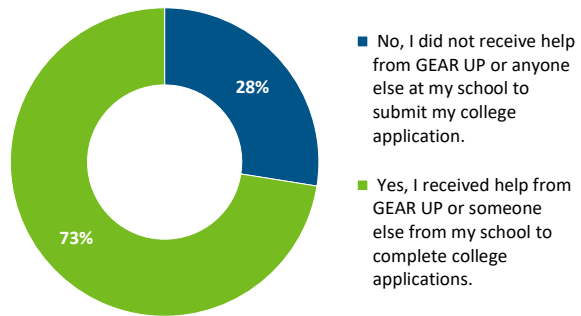


**Section 6: College Preparation Activities**

**How many college applications have you completed?**

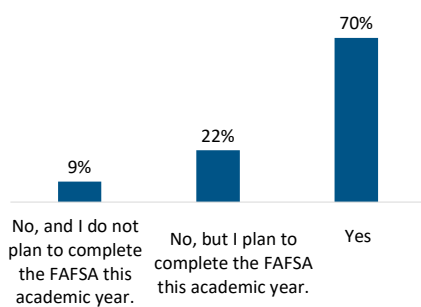


**Did you receive in-person and/or virtual help from GEAR UP or anyone else at your school to complete your college applications?^**

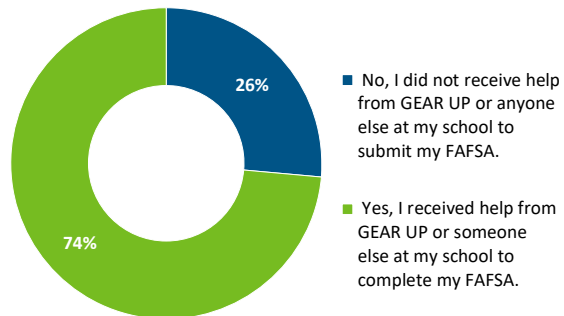


^Percentages are based on those students who completed an application or FAFSA.

**The Free Application for Federal Student Aid (FAFSA) is available to be completed. Have you completed your FAFSA yet?**

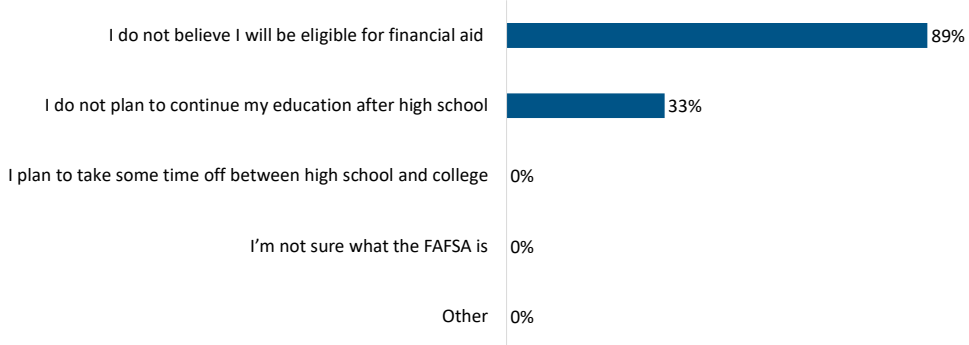


**Did you receive in-person and/or virtual help from GEAR UP or anyone else at your school to complete your FAFSA?^**

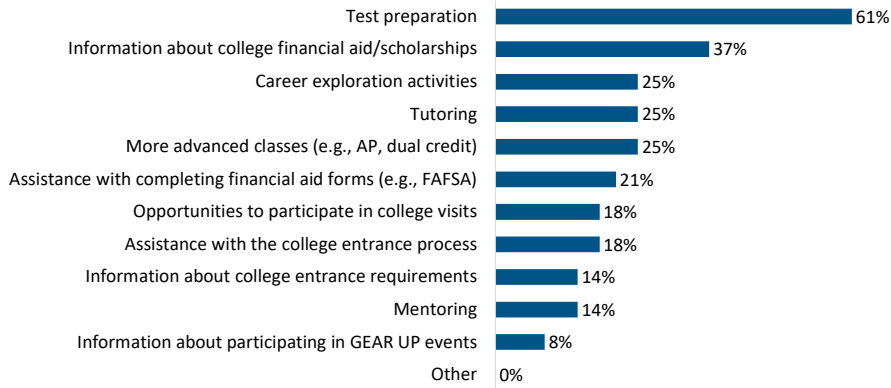


^Percentages are based on those students who completed an application or FAFSA.

**For those of you who selected No, and I do not plan to complete the FAFSA this academic year, what are the main reasons you do not plan to do so?\***



**Which of the following do you need from your school or GEAR UP to help you be more successful in school and more prepared for college?\***





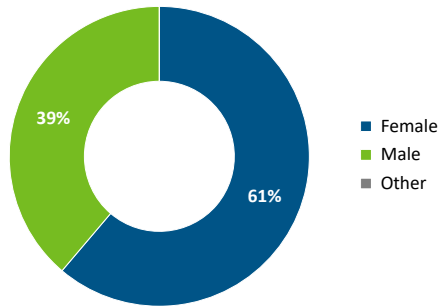
School Level Response Rates:	
Total Enrollment	76
Surveys Received	51
Response Rate	67%

School Name: **Man High School**  
 Survey Type: **Grade 12 Survey Report**

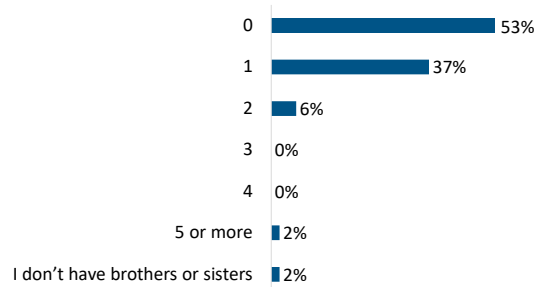
Notes: Throughout this report, all percentages are rounded to the nearest whole number; amounts lower than 0.5% are rounded down to 0%. An asterisk indicates a select all that apply question; amounts may exceed 100%.

## Section 1: Background/Demographics


What is your gender?



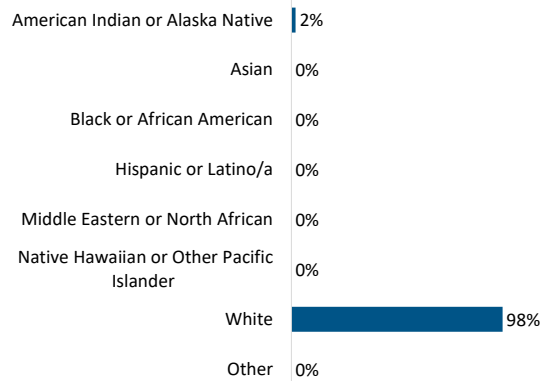
If you have brothers or sisters, how many have attended college in the past or are in college now?



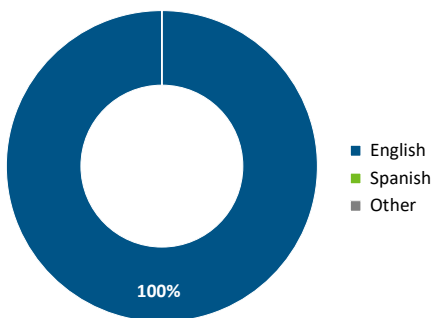
What is the highest level of education achieved by your parent(s)/guardian(s)?



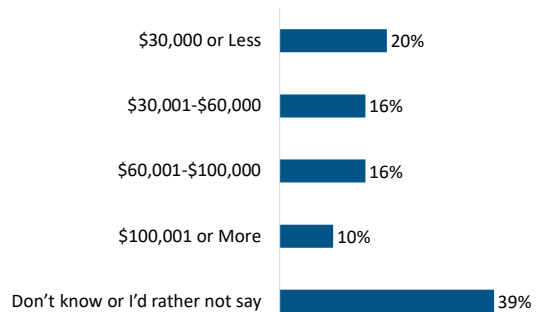
What is your race/ethnicity?



What is the main language you speak at home?

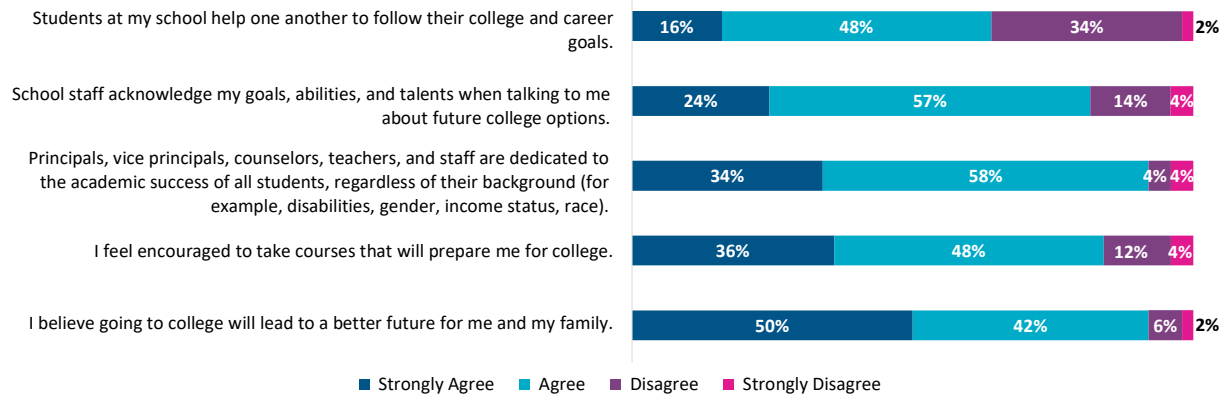


How much money do you think your family made (before taxes) during the past 12 months?



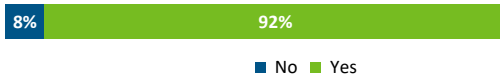
## Section 2: About Your School

Please select how much you agree with the following statements about your school.

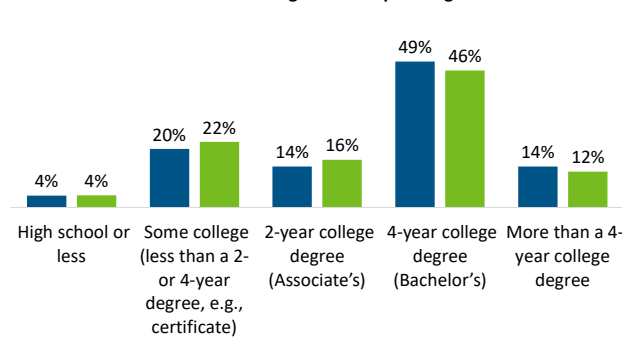


## Section 3: Educational Goals and Aspirations

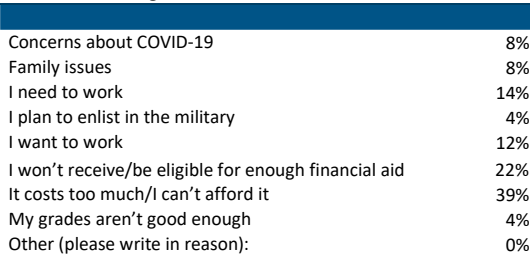
Do you plan to continue your education after high school?



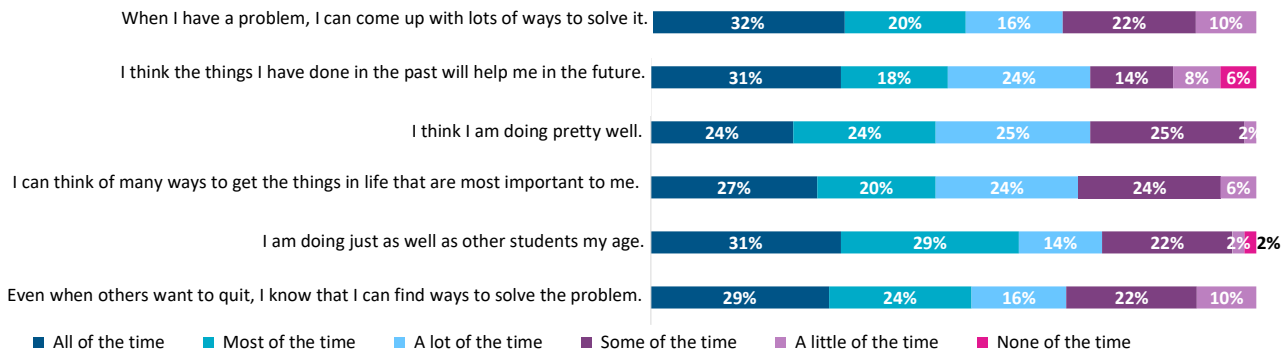
What is the highest level of education that you...  
 ■ would like to get? ■ expect to get?



What, if anything, may prevent you from continuing your education after high school?\*

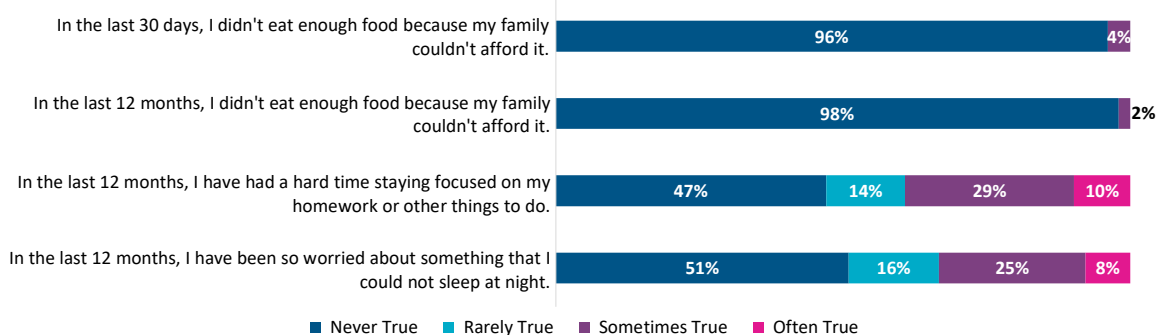


Please read the following sentences below and think about how you are in most situations.



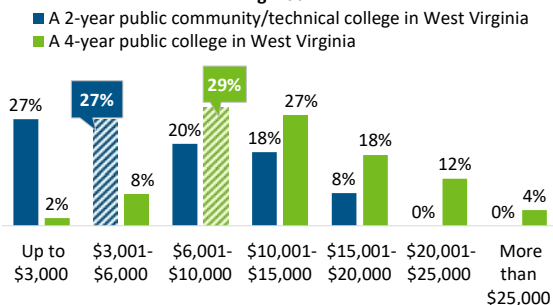


Please rate how much the following statements are true for you.

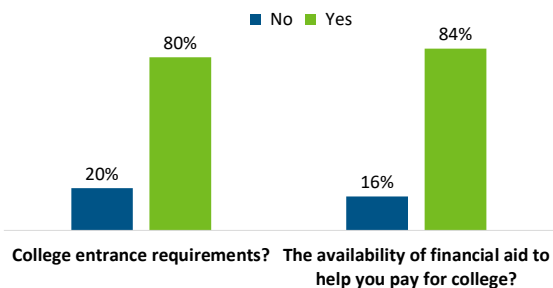


### Section 4: College Knowledge and Awareness

On average, how much do you think it costs for one year of in-state tuition to attend the following college options in West Virginia?<sup>^</sup>

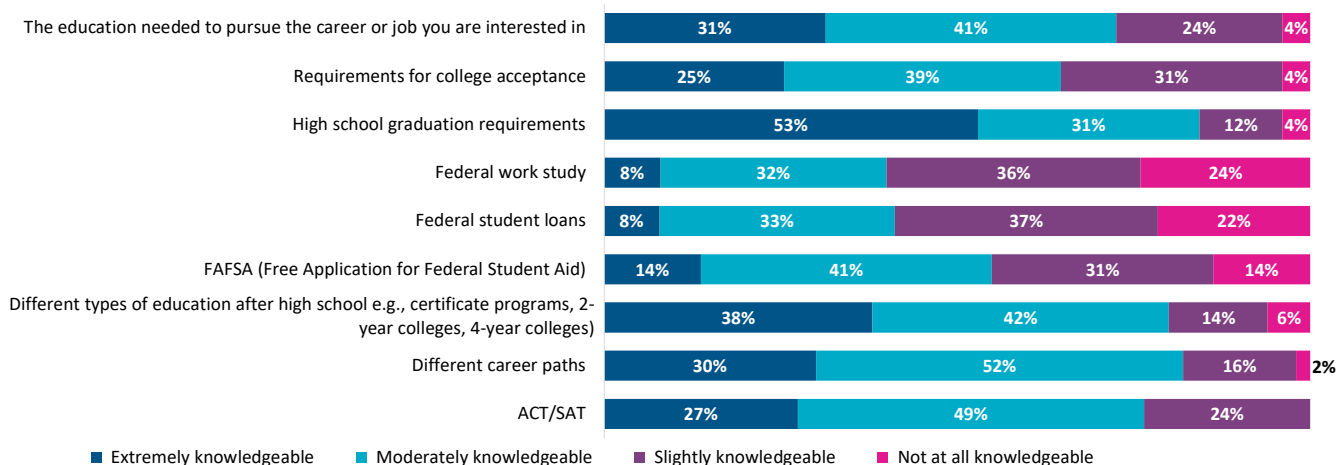


Has anyone from your school or GEAR UP ever spoken with you about...

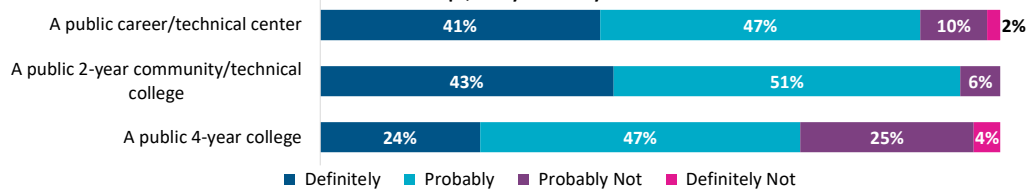


<sup>^</sup>The correct responses are indicated by pattern filled bar.

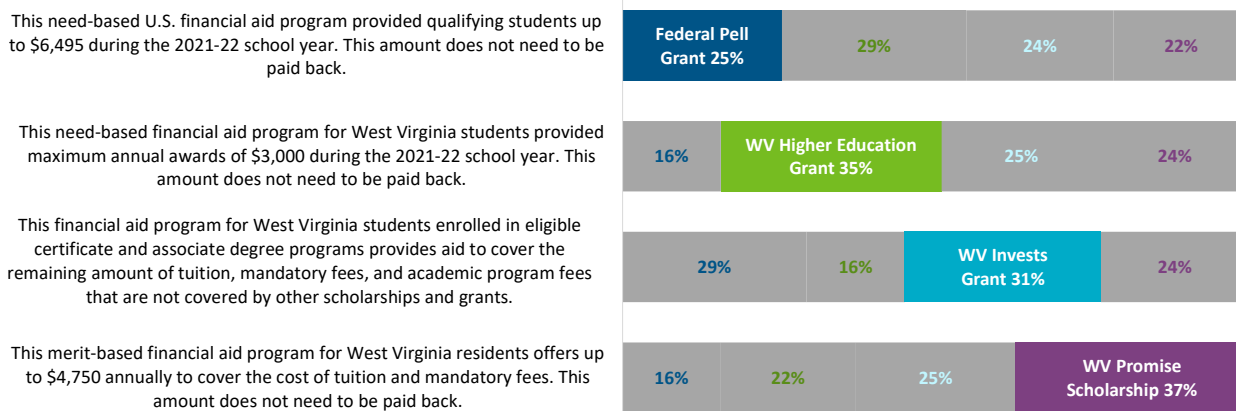
Please rate your level of knowledge about the following financial aid topics.



**Do you think that you could afford to attend one of the following types of colleges using financial aid, scholarships, and your family's resources?**



**Financial aid programs available to West Virginia Students<sup>^</sup>**



<sup>^</sup>The correct responses are indicated by filled bar.

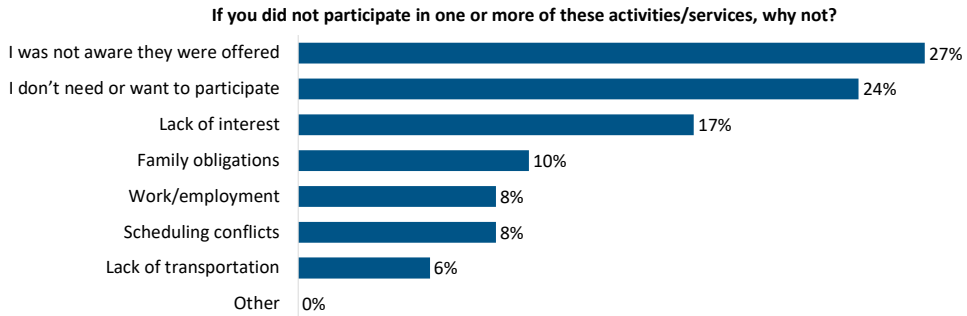
**Section 5: College and Career Activities and Services**

**Have you participated in any of the activities below? If you did attend, how helpful was the activity in preparing you for your future?<sup>^</sup>**

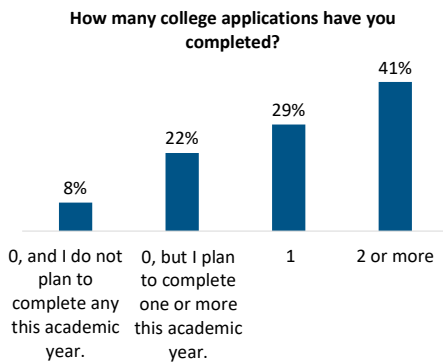
*extent participant found each of the following activities helpful*      *non-participation status*

	extent participant found each of the following activities helpful				Number of participants	non-participation status		
	Extremely helpful	Moderately helpful	Slightly helpful	Not at all helpful		Not offered / does not apply	Offered, but I did not attend	Number of non-participants
Academic planning/career advising	13%	32%	42%	13%	31	80%	20%	20
Accessing CFWV.com portal	23%	26%	35%	16%	31	74%	26%	19
ACT/SAT preparation	16%	28%	47%	9%	32	74%	26%	19
Assistance with completing financial aid forms (FAFSA)	28%	24%	36%	12%	25	54%	46%	26
College Application and Exploration Week	35%	25%	35%	5%	20	70%	30%	30
College campus visits (virtual)	14%	41%	36%	9%	22	71%	29%	28
College Decision Day and/or other college acceptance events	17%	21%	46%	17%	24	81%	19%	26
Text for Success initiative	21%	11%	58%	11%	19	87%	13%	31

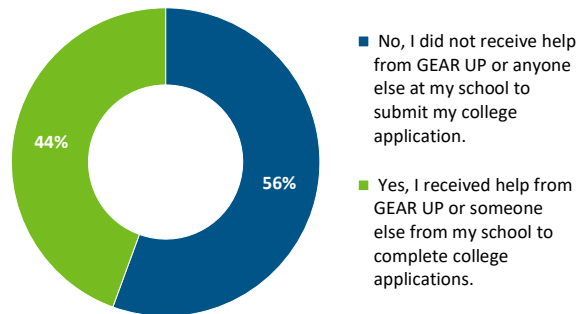
<sup>^</sup>Blue column percentages are based on those respondents who indicated participation in an activity. Pink column percentages are based on those respondents who indicated they did not participate in an activity.



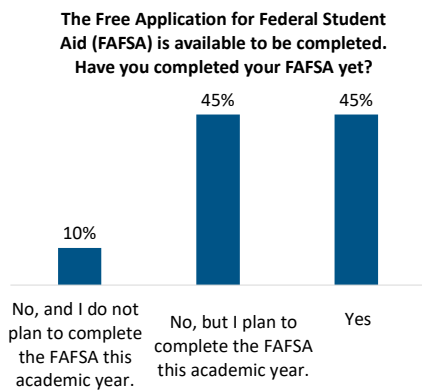
## Section 6: College Preparation Activities



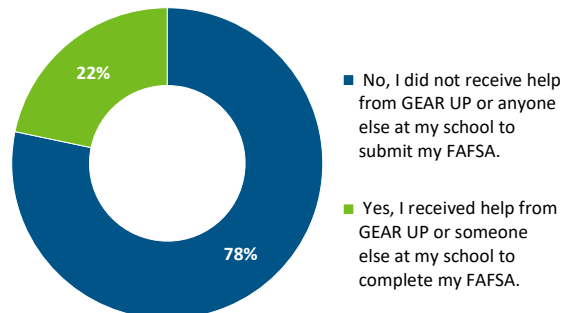
**Did you receive in-person and/or virtual help from GEAR UP or anyone else at your school to complete your college applications?<sup>^</sup>**



<sup>^</sup>Percentages are based on those students who completed an application or FAFSA.

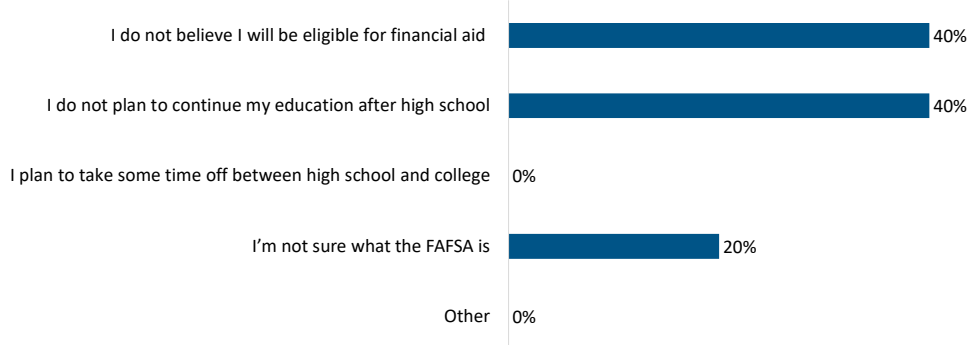


**Did you receive in-person and/or virtual help from GEAR UP or anyone else at your school to complete your FAFSA?<sup>^</sup>**

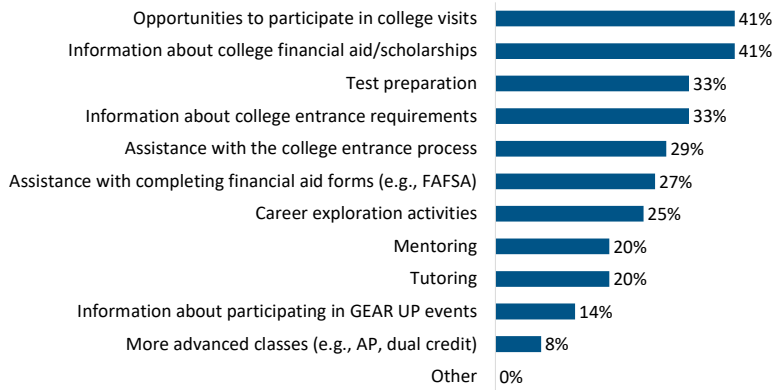


<sup>^</sup>Percentages are based on those students who completed an application or FAFSA.

**For those of you who selected No, and I do not plan to complete the FAFSA this academic year, what are the main reasons you do not plan to do so?\***



**Which of the following do you need from your school or GEAR UP to help you be more successful in school and more prepared for college?\***





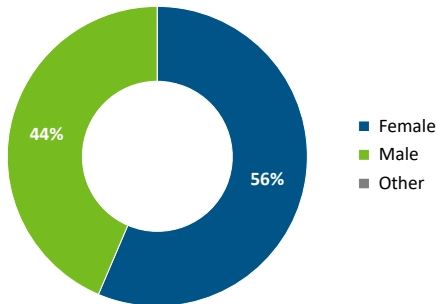
School Level Response Rates:	
Total Enrollment	171
Surveys Received	140
Response Rate	82%

School Name: **Mingo Central High School**  
 Survey Type: **Grade 12 Survey Report**

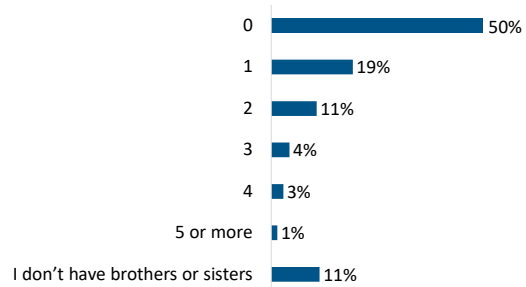
Notes: Throughout this report, all percentages are rounded to the nearest whole number; amounts lower than 0.5% are rounded down to 0%. An asterisk indicates a select all that apply question; amounts may exceed 100%.

## Section 1: Background/Demographics

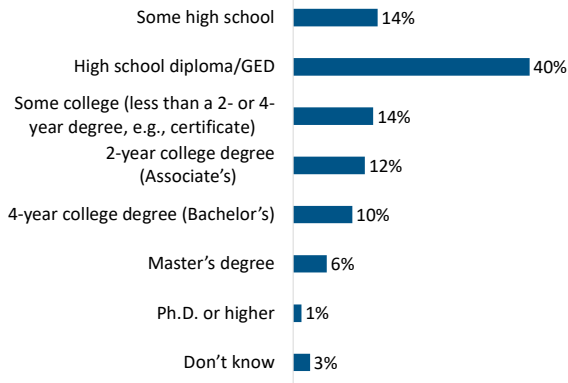
What is your gender?



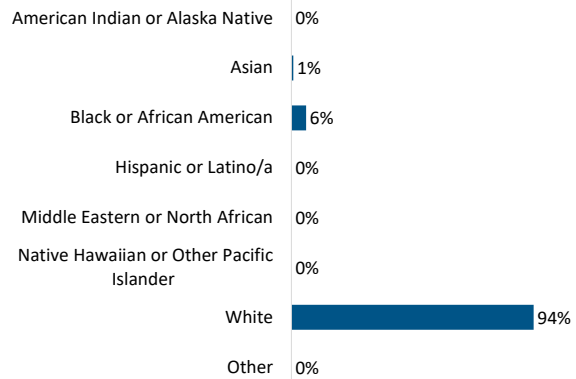
If you have brothers or sisters, how many have attended college in the past or are in college now?



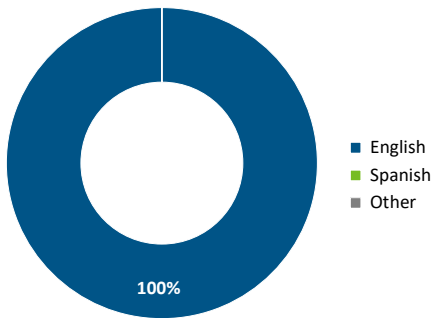
What is the highest level of education achieved by your parent(s)/guardian(s)?



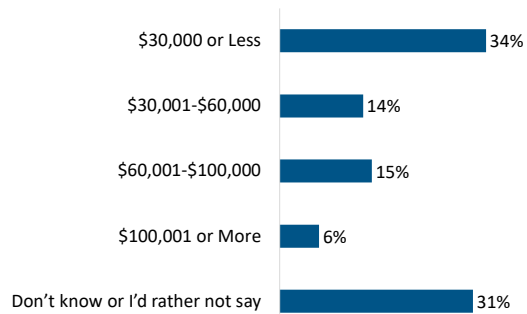
What is your race/ethnicity?



What is the main language you speak at home?

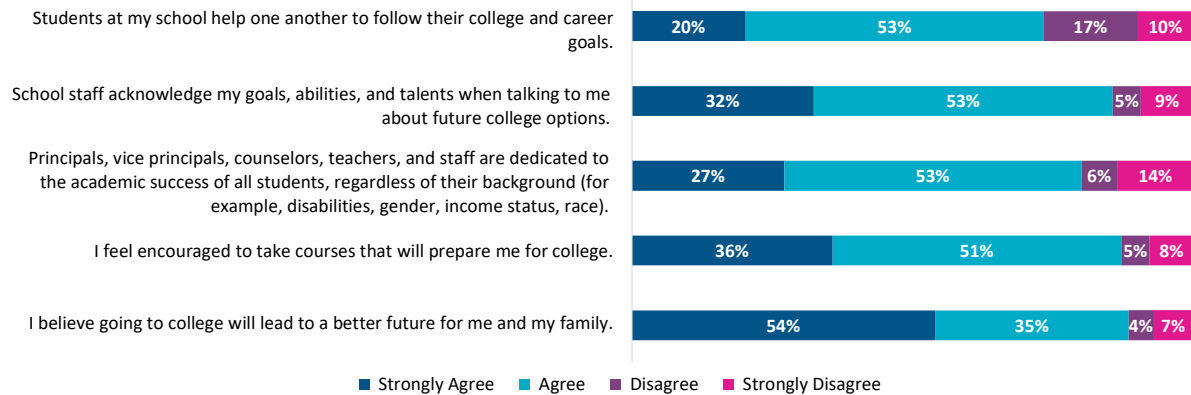


How much money do you think your family made (before taxes) during the past 12 months?



## Section 2: About Your School

Please select how much you agree with the following statements about your school.

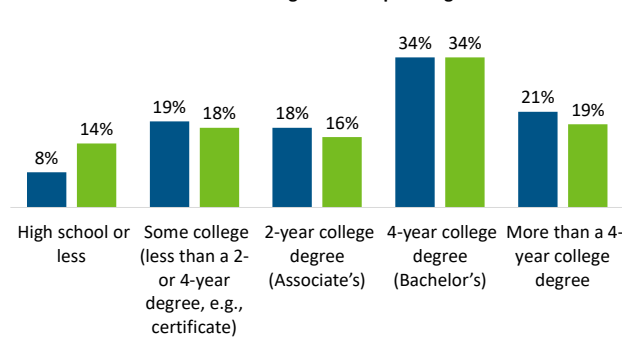


## Section 3: Educational Goals and Aspirations

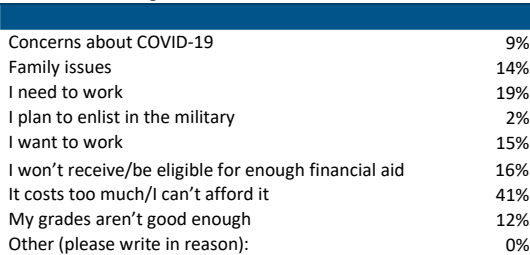
Do you plan to continue your education after high school?



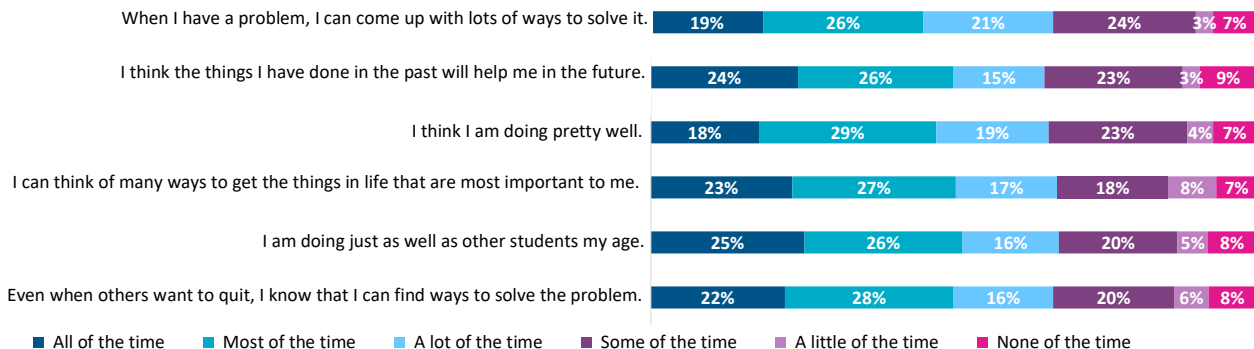
What is the highest level of education that you...  
 ■ would like to get? ■ expect to get?



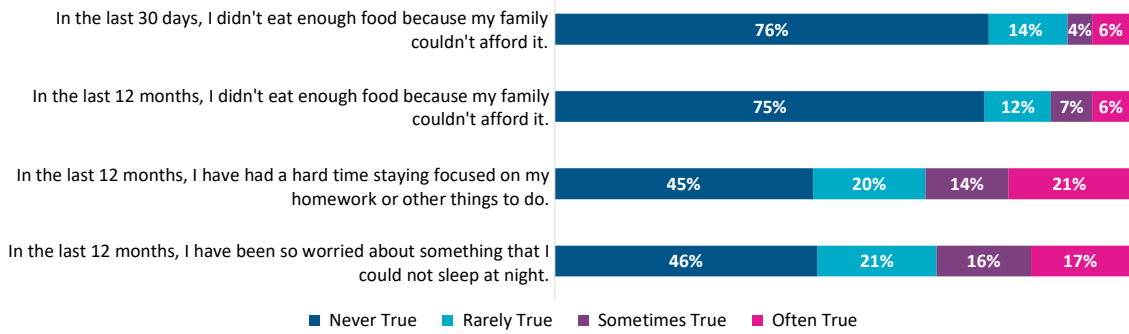
What, if anything, may prevent you from continuing your education after high school?\*



Please read the following sentences below and think about how you are in most situations.



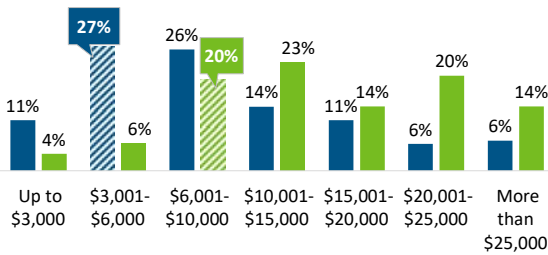
Please rate how much the following statements are true for you.



## Section 4: College Knowledge and Awareness

On average, how much do you think it costs for one year of in-state tuition to attend the following college options in West Virginia?<sup>^</sup>

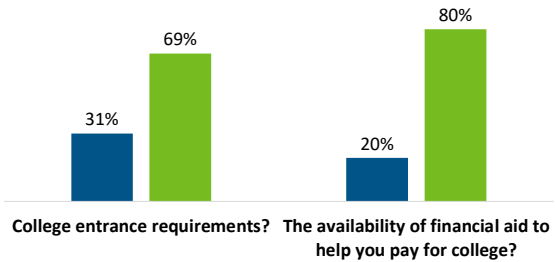
■ A 2-year public community/technical college in West Virginia  
■ A 4-year public college in West Virginia



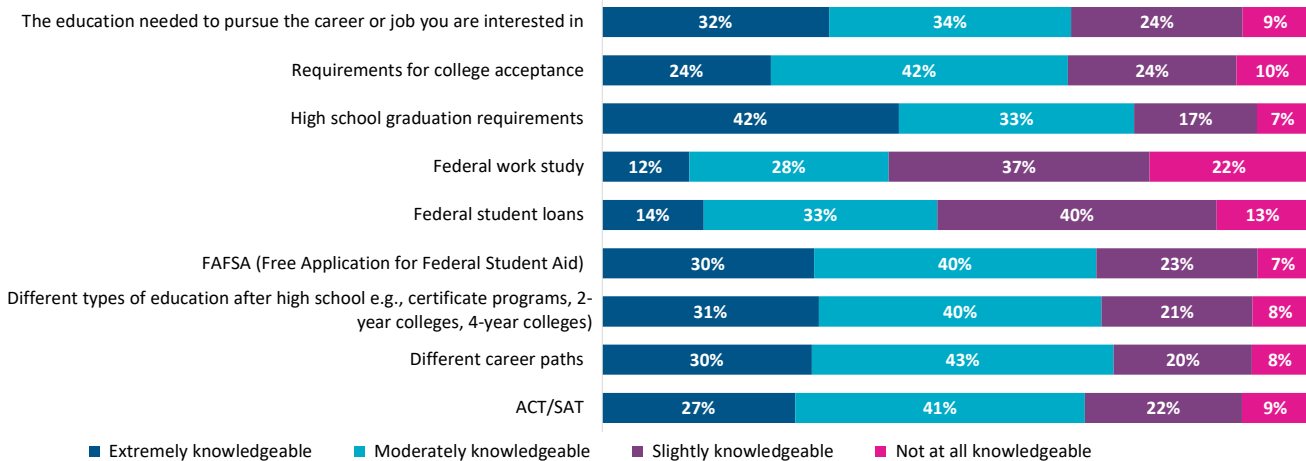
<sup>^</sup>The correct responses are indicated by pattern filled bar.

Has anyone from your school or GEAR UP ever spoken with you about...

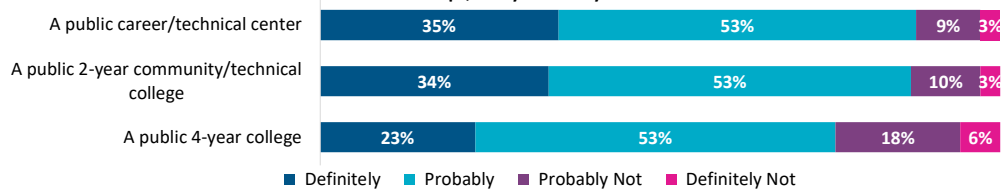
■ No ■ Yes



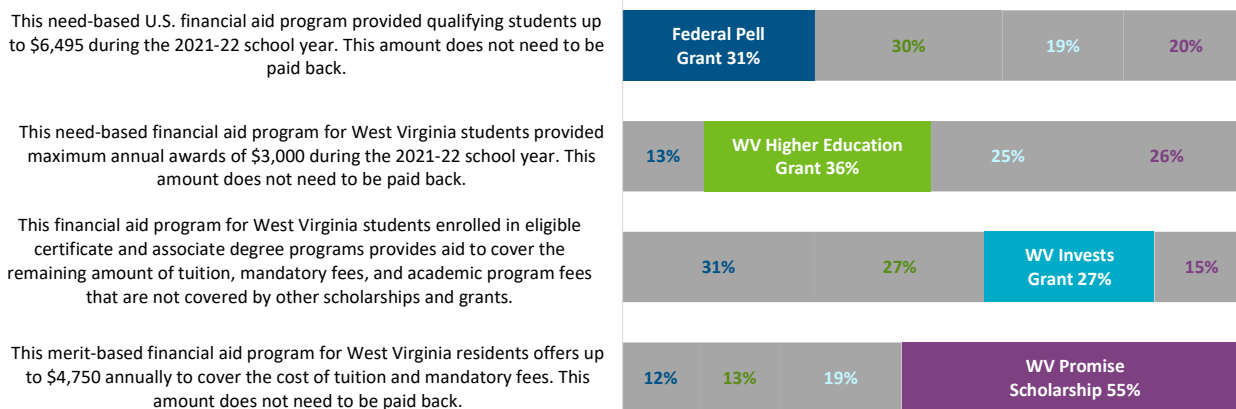
Please rate your level of knowledge about the following financial aid topics.



**Do you think that you could afford to attend one of the following types of colleges using financial aid, scholarships, and your family's resources?**



**Financial aid programs available to West Virginia Students<sup>^</sup>**



<sup>^</sup>The correct responses are indicated by filled bar.

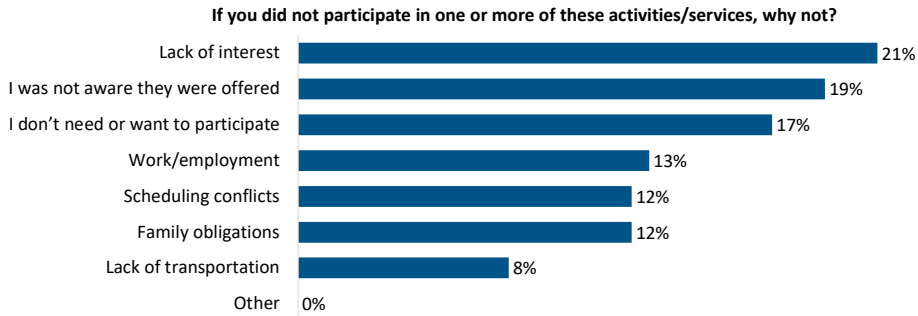
**Section 5: College and Career Activities and Services**

Have you participated in any of the activities below? If you did attend, how helpful was the activity in preparing you for your future?<sup>^</sup>

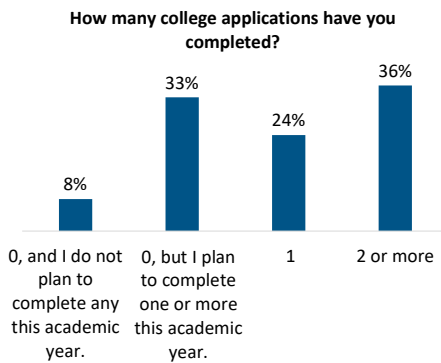
	extent participant found each of the following activities helpful				Number of participants	non-participation status		
	Extremely helpful	Moderately helpful	Slightly helpful	Not at all helpful		Not offered / does not apply	Offered, but I did not attend	Number of non-participants
Academic planning/career advising	24%	39%	30%	8%	88	45%	55%	47
Accessing CFWV.com portal	20%	37%	31%	12%	91	36%	64%	47
ACT/SAT preparation	28%	41%	24%	7%	90	25%	75%	48
Assistance with completing financial aid forms (FAFSA)	44%	29%	24%	3%	93	23%	77%	43
College Application and Exploration Week	31%	31%	32%	6%	90	29%	71%	48
College campus visits (virtual)	29%	39%	25%	7%	83	40%	60%	55
College Decision Day and/or other college acceptance events	31%	28%	33%	8%	88	46%	54%	50
Text for Success initiative	27%	26%	37%	11%	82	42%	58%	55

<sup>^</sup>Blue column percentages are based on those respondents who indicated participation in an activity. Pink column percentages are based on those respondents who indicated they did not participate in an activity.

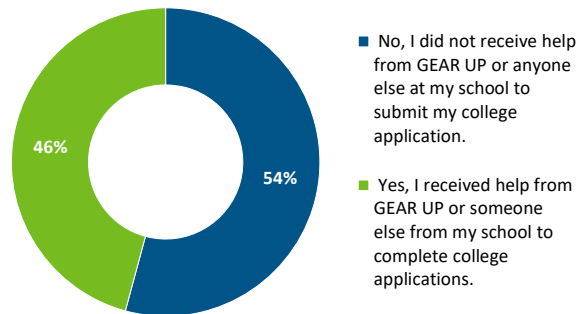




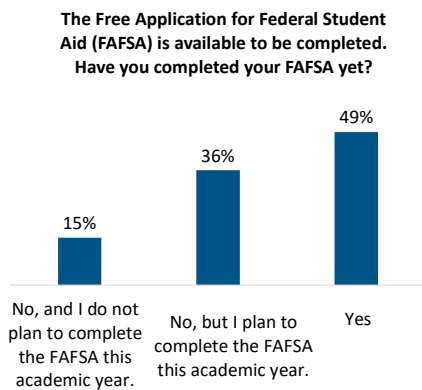
## Section 6: College Preparation Activities



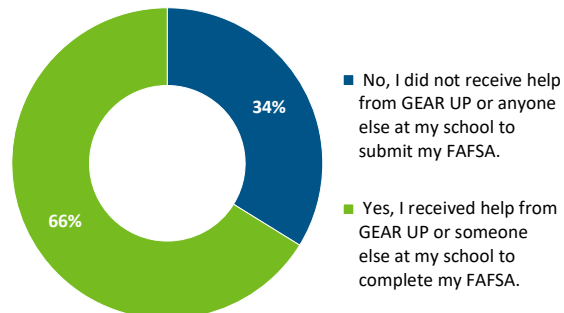
**Did you receive in-person and/or virtual help from GEAR UP or anyone else at your school to complete your college applications?<sup>^</sup>**



<sup>^</sup>Percentages are based on those students who completed an application or FAFSA.

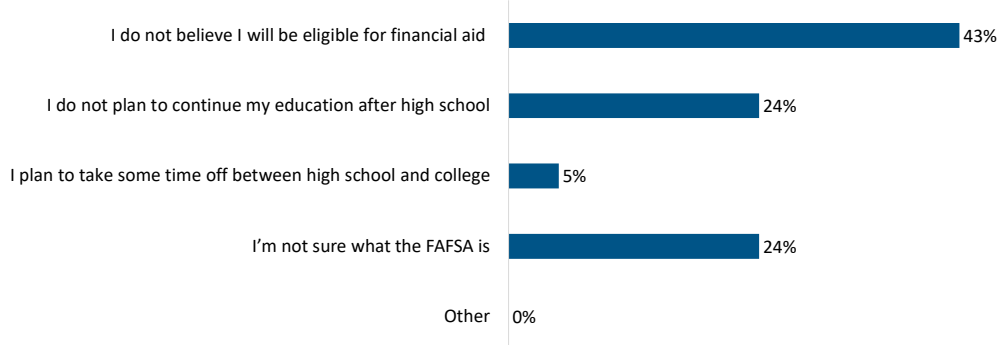


**Did you receive in-person and/or virtual help from GEAR UP or anyone else at your school to complete your FAFSA?<sup>^</sup>**




<sup>^</sup>Percentages are based on those students who completed an application or FAFSA.

**For those of you who selected No, and I do not plan to complete the FAFSA this academic year, what are the main reasons you do not plan to do so?\***



**Which of the following do you need from your school or GEAR UP to help you be more successful in school and more prepared for college?\***





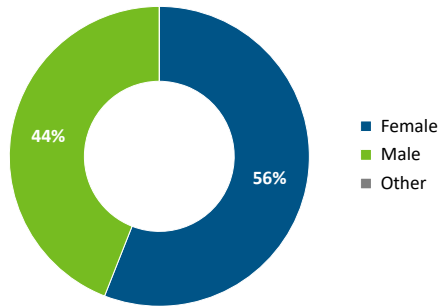
School Level Response Rates:	
Total Enrollment	141
Surveys Received	119
Response Rate	84%

School Name: Nicholas County High School  
 Survey Type: Grade 12 Survey Report

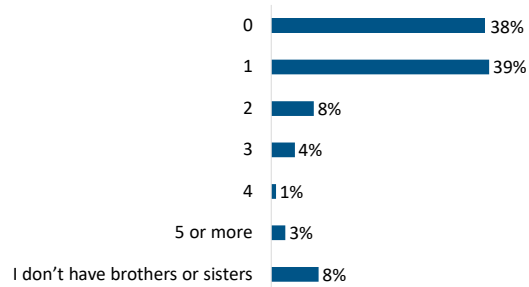
Notes: Throughout this report, all percentages are rounded to the nearest whole number; amounts lower than 0.5% are rounded down to 0%. An asterisk indicates a select all that apply question; amounts may exceed 100%.

## Section 1: Background/Demographics


What is your gender?



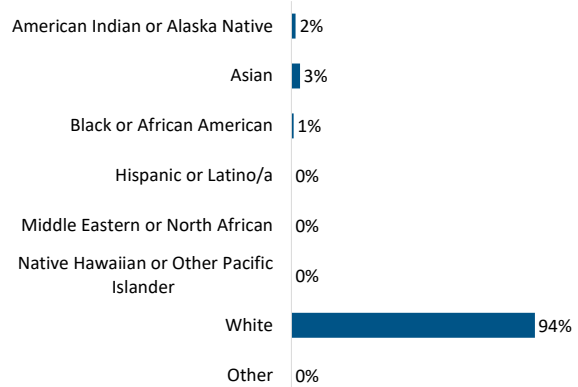
If you have brothers or sisters, how many have attended college in the past or are in college now?



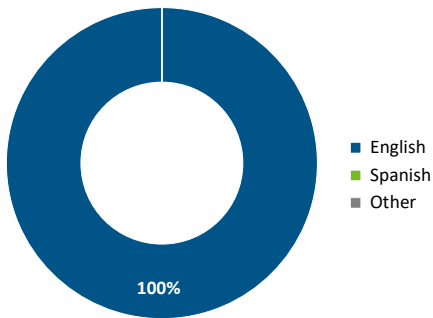
What is the highest level of education achieved by your parent(s)/guardian(s)?



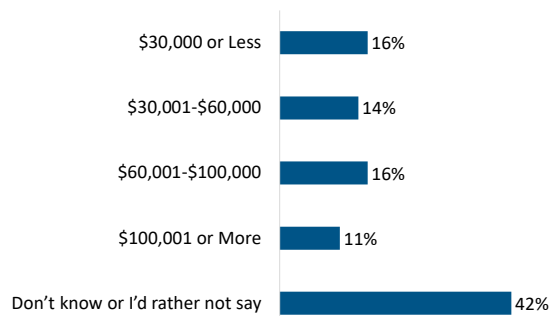
What is your race/ethnicity?



What is the main language you speak at home?

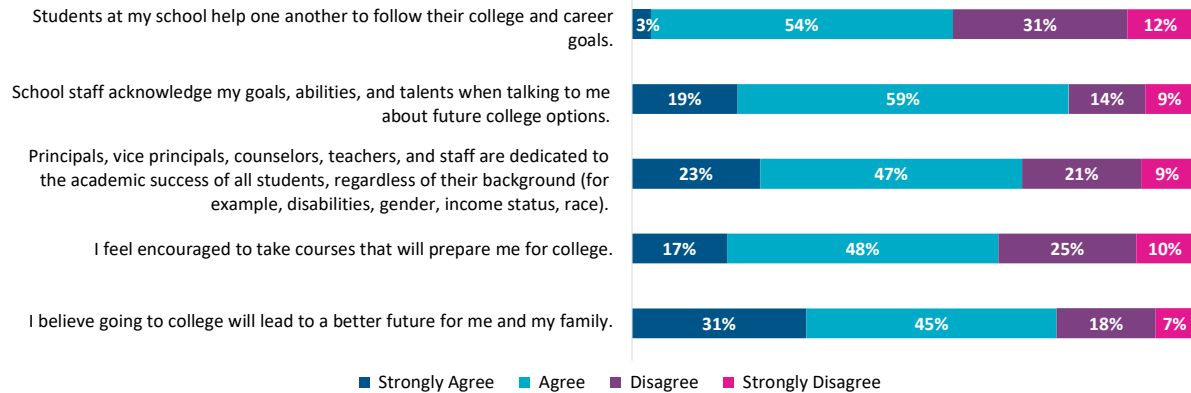


How much money do you think your family made (before taxes) during the past 12 months?



## Section 2: About Your School

Please select how much you agree with the following statements about your school.

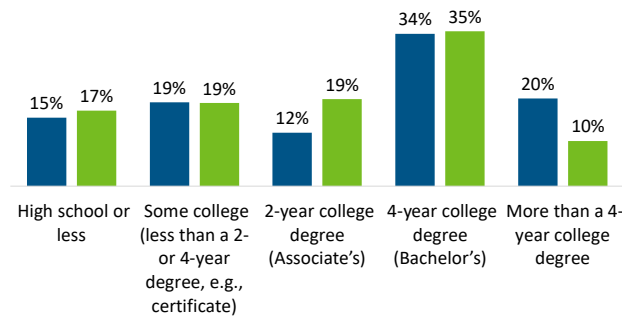


## Section 3: Educational Goals and Aspirations

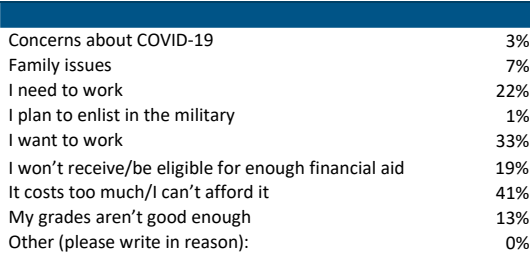
Do you plan to continue your education after high school?



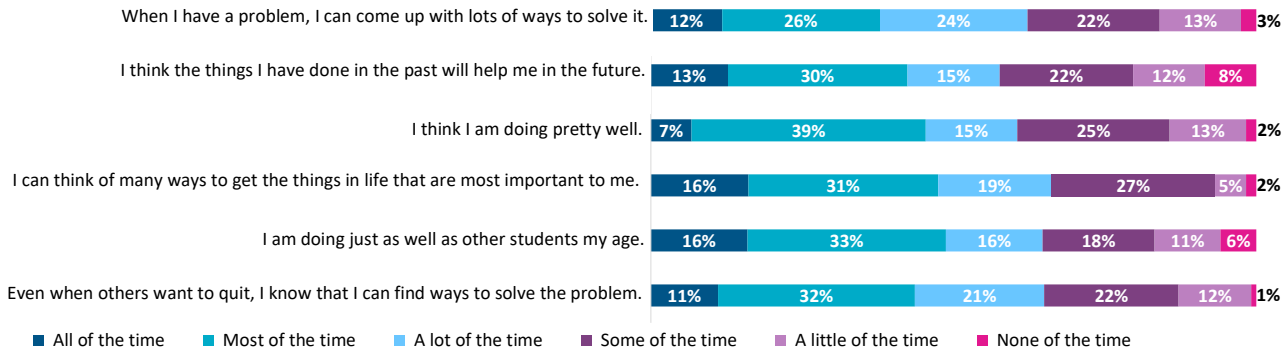
What is the highest level of education that you...  
 would like to get? expect to get?



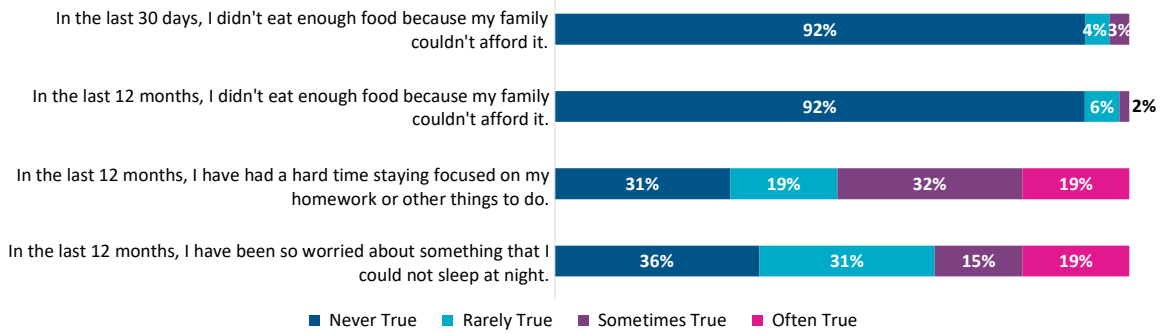
What, if anything, may prevent you from continuing your education after high school?\*



Please read the following sentences below and think about how you are in most situations.



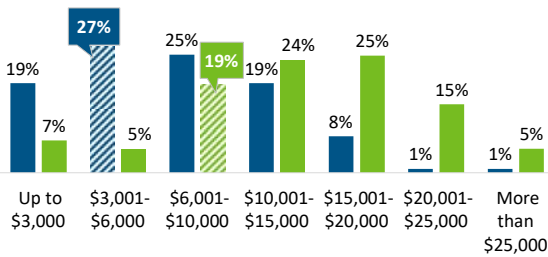
Please rate how much the following statements are true for you.



## Section 4: College Knowledge and Awareness

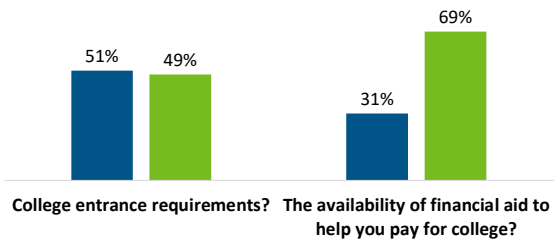
On average, how much do you think it costs for one year of in-state tuition to attend the following college options in West Virginia?<sup>^</sup>

■ A 2-year public community/technical college in West Virginia  
■ A 4-year public college in West Virginia



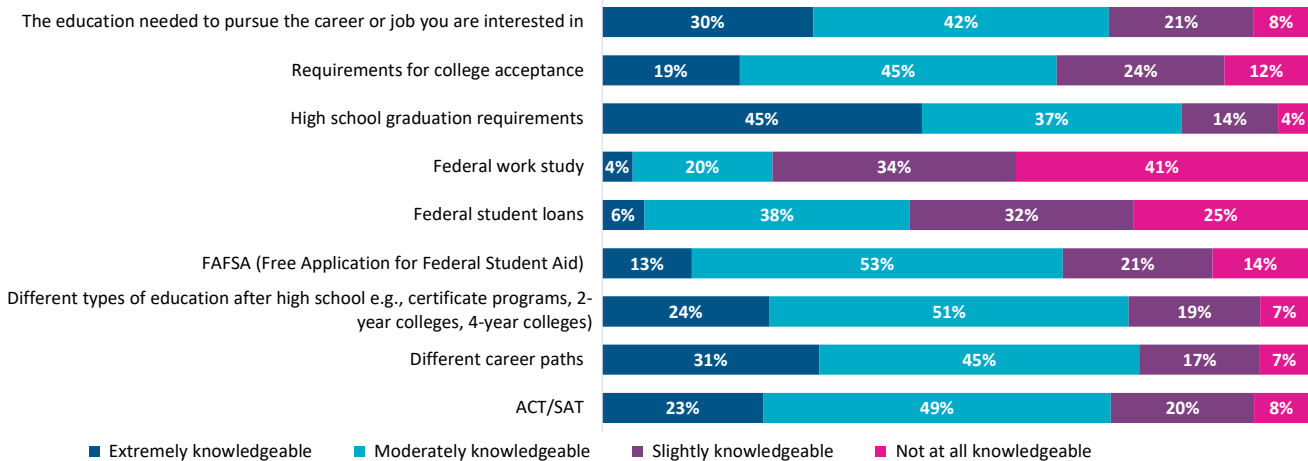
Has anyone from your school or GEAR UP ever spoken with you about...

■ No ■ Yes

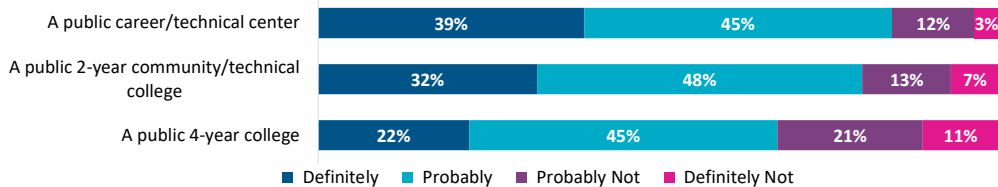


<sup>^</sup>The correct responses are indicated by pattern filled bar.

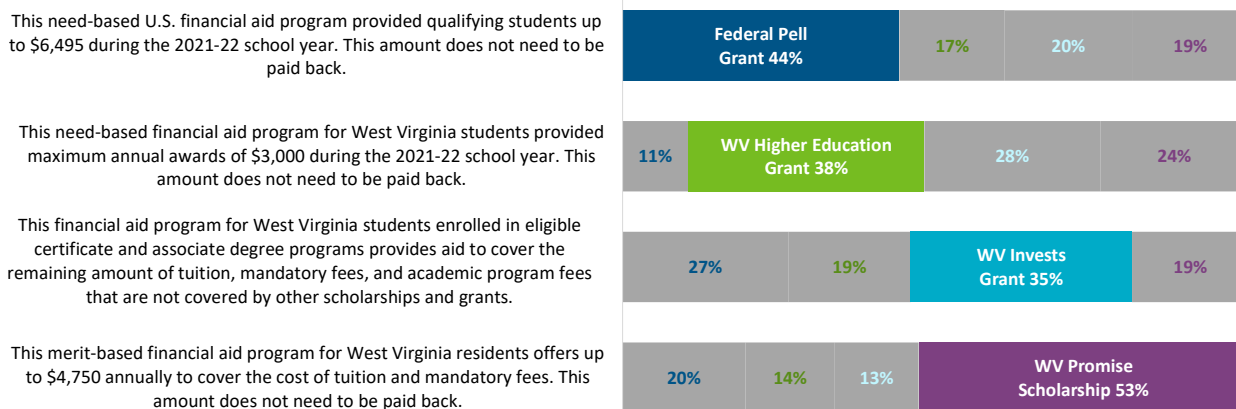
Please rate your level of knowledge about the following financial aid topics.



**Do you think that you could afford to attend one of the following types of colleges using financial aid, scholarships, and your family's resources?**



**Financial aid programs available to West Virginia Students<sup>^</sup>**



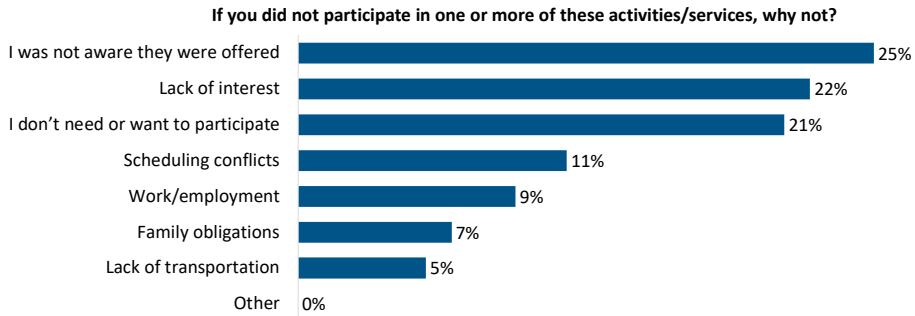
<sup>^</sup>The correct responses are indicated by filled bar.

**Section 5: College and Career Activities and Services**

Have you participated in any of the activities below? If you did attend, how helpful was the activity in preparing you for your future?<sup>^</sup>

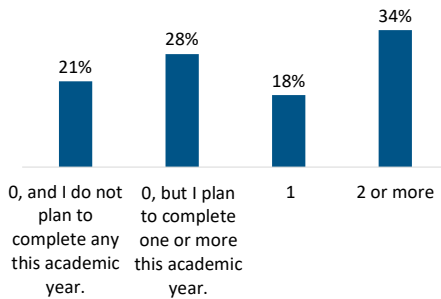
	extent participant found each of the following activities helpful					non-participation status		
	Extremely helpful	Moderately helpful	Slightly helpful	Not at all helpful	Number of participants	Not offered / does not apply	Offered, but I did not attend	Number of non-participants
Academic planning/career advising	19%	27%	46%	8%	48	60%	40%	67
Accessing CFWV.com portal	19%	34%	36%	11%	53	58%	42%	62
ACT/SAT preparation	17%	30%	45%	8%	64	51%	49%	53
Assistance with completing financial aid forms (FAFSA)	29%	29%	36%	5%	55	30%	70%	61
College Application and Exploration Week	16%	27%	50%	7%	56	46%	54%	61
College campus visits (virtual)	17%	27%	33%	23%	48	40%	60%	68
College Decision Day and/or other college acceptance events	23%	25%	45%	7%	44	60%	40%	72
Text for Success initiative	12%	19%	48%	21%	42	64%	36%	74

<sup>^</sup>Blue column percentages are based on those respondents who indicated participation in an activity. Pink column percentages are based on those respondents who indicated they did not participate in an activity.

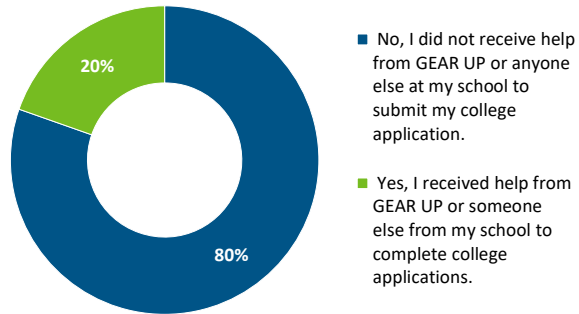


## Section 6: College Preparation Activities

**How many college applications have you completed?**

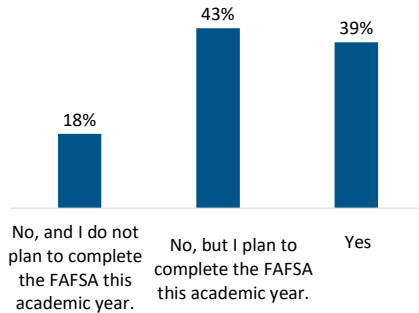


**Did you receive in-person and/or virtual help from GEAR UP or anyone else at your school to complete your college applications?<sup>^</sup>**

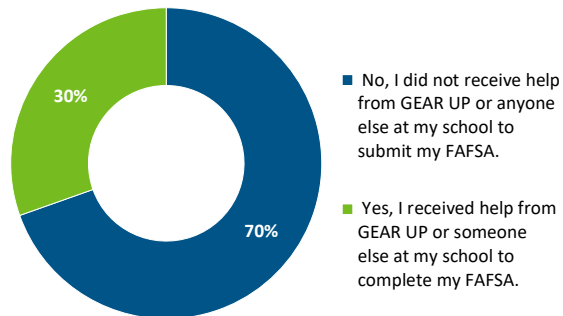


<sup>^</sup>Percentages are based on those students who completed an application or FAFSA.

**The Free Application for Federal Student Aid (FAFSA) is available to be completed. Have you completed your FAFSA yet?**

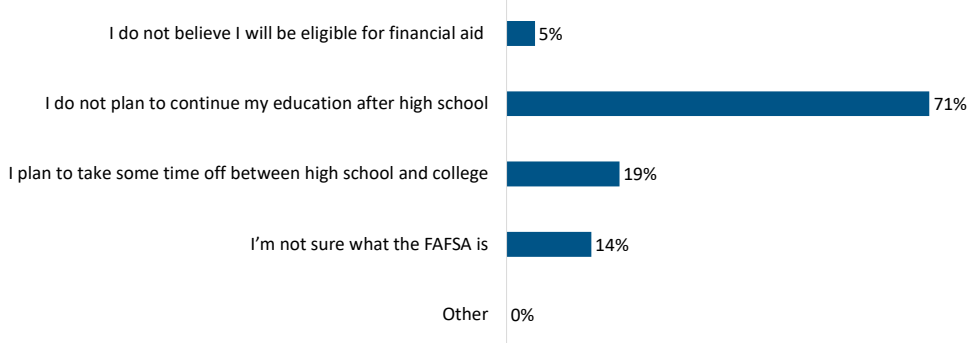


**Did you receive in-person and/or virtual help from GEAR UP or anyone else at your school to complete your FAFSA?<sup>^</sup>**

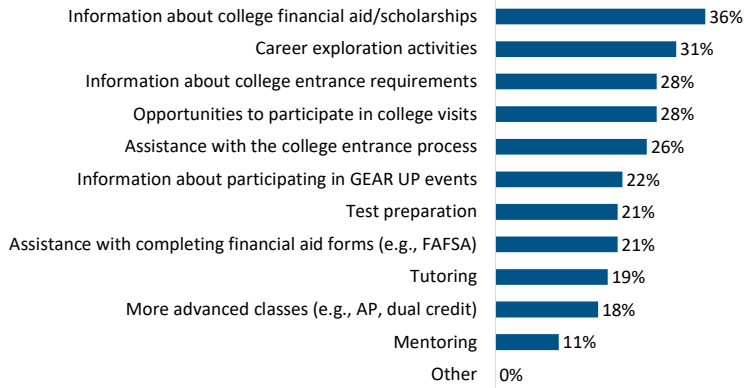


<sup>^</sup>Percentages are based on those students who completed an application or FAFSA.

**For those of you who selected No, and I do not plan to complete the FAFSA this academic year, what are the main reasons you do not plan to do so?\***



**Which of the following do you need from your school or GEAR UP to help you be more successful in school and more prepared for college?\***







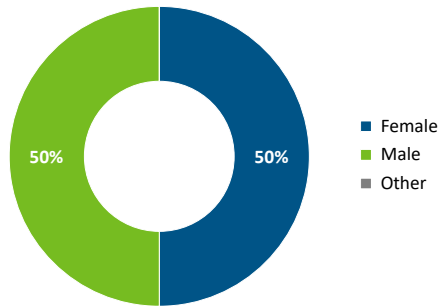
School Level Response Rates:	
Total Enrollment	206
Surveys Received	149
Response Rate	72%

School Name: Point Pleasant Jr/Sr High School  
 Survey Type: Grade 12 Survey Report

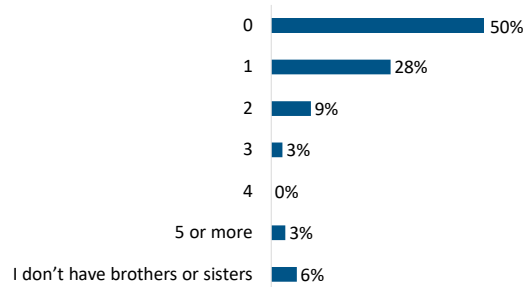
Notes: Throughout this report, all percentages are rounded to the nearest whole number; amounts lower than 0.5% are rounded down to 0%. An asterisk indicates a select all that apply question; amounts may exceed 100%.

## Section 1: Background/Demographics


What is your gender?



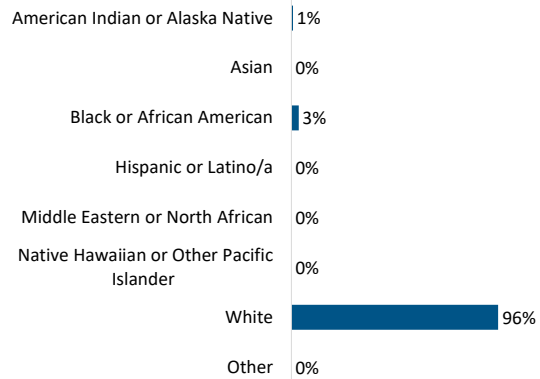
If you have brothers or sisters, how many have attended college in the past or are in college now?



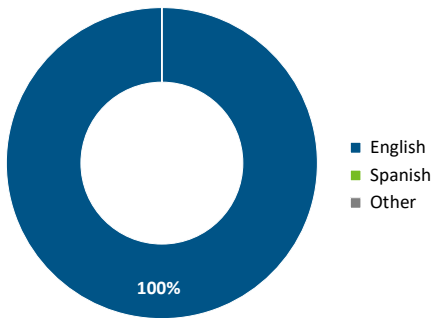
What is the highest level of education achieved by your parent(s)/guardian(s)?



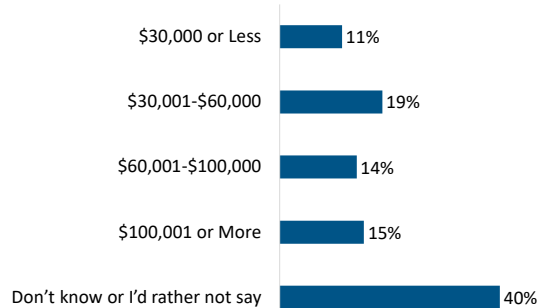
What is your race/ethnicity?



What is the main language you speak at home?

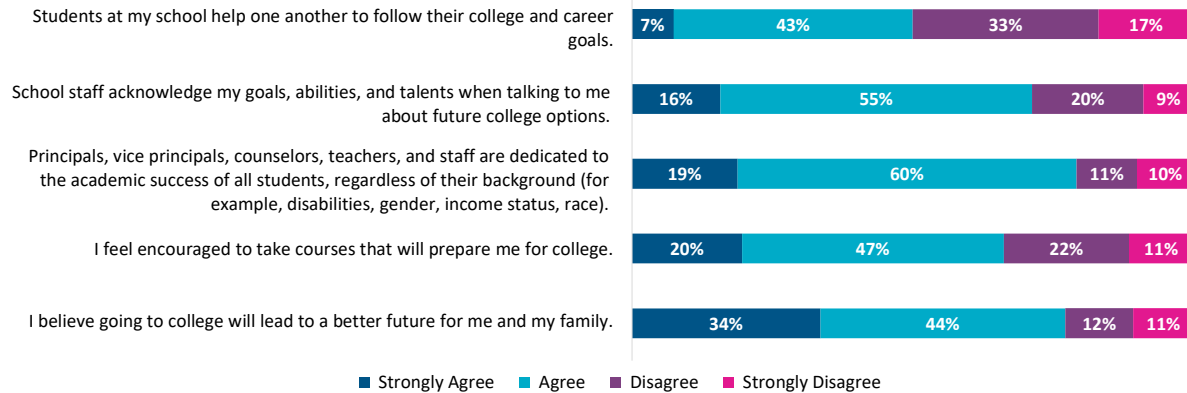


How much money do you think your family made (before taxes) during the past 12 months?



## Section 2: About Your School

Please select how much you agree with the following statements about your school.

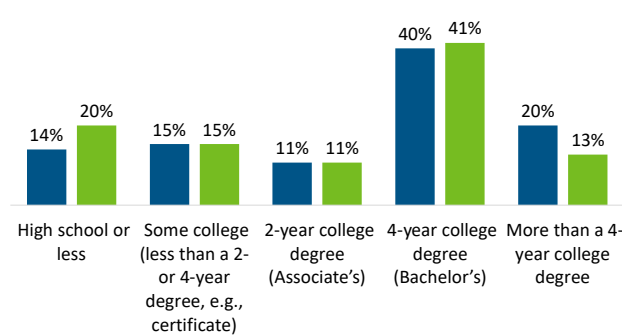


## Section 3: Educational Goals and Aspirations

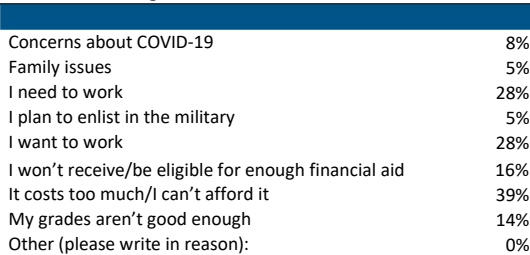
Do you plan to continue your education after high school?



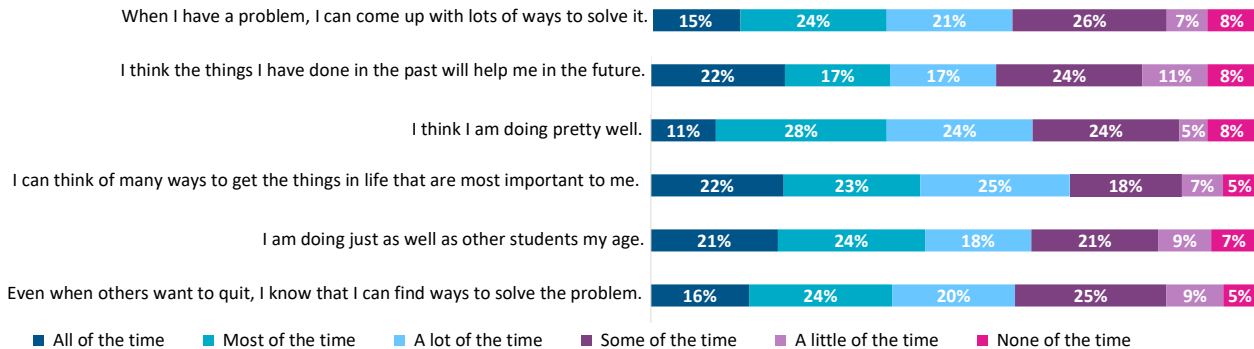
What is the highest level of education that you...  
 would like to get? expect to get?



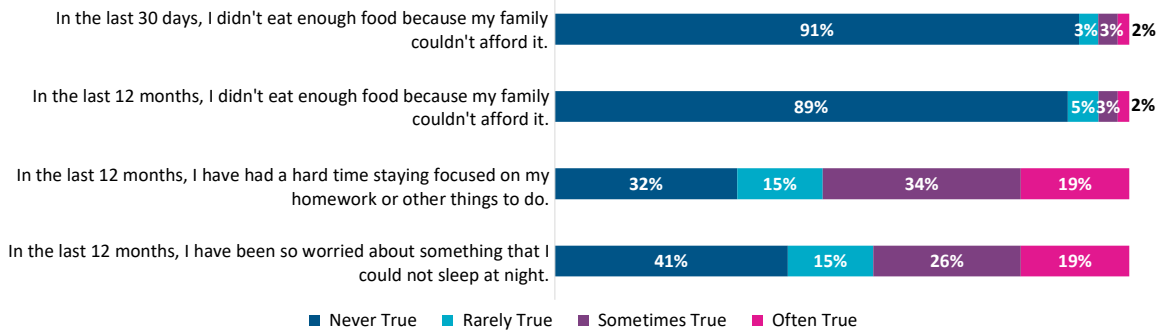
What, if anything, may prevent you from continuing your education after high school?\*



Please read the following sentences below and think about how you are in most situations.



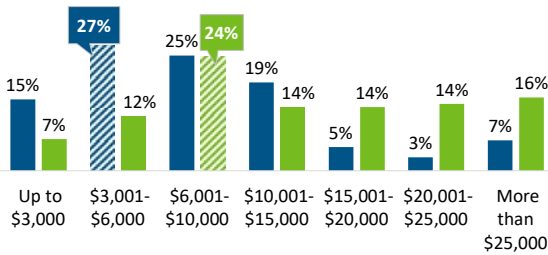
Please rate how much the following statements are true for you.



## Section 4: College Knowledge and Awareness

On average, how much do you think it costs for one year of in-state tuition to attend the following college options in West Virginia?<sup>^</sup>

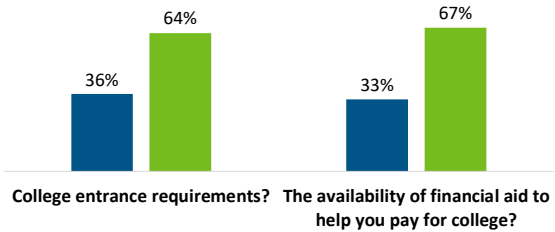
■ A 2-year public community/technical college in West Virginia  
■ A 4-year public college in West Virginia



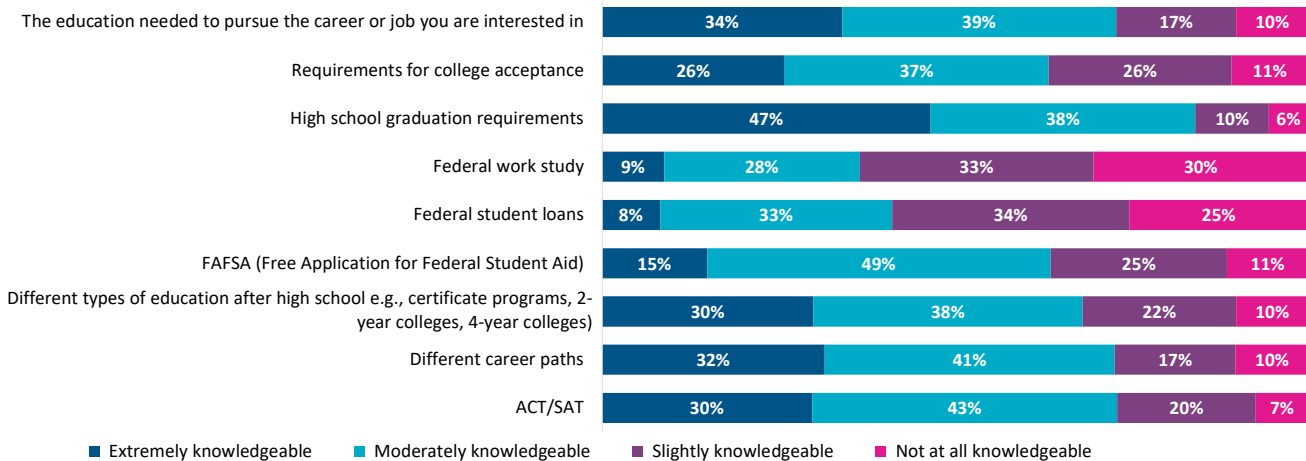
<sup>^</sup>The correct responses are indicated by pattern filled bar.

Has anyone from your school or GEAR UP ever spoken with you about...

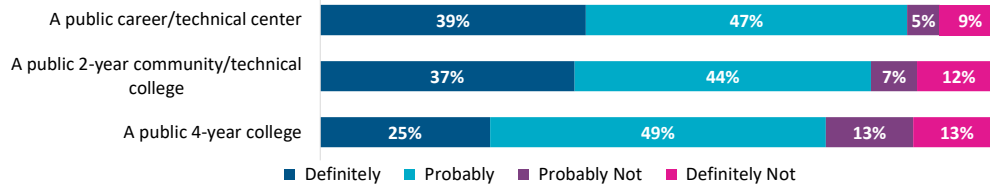
■ No ■ Yes



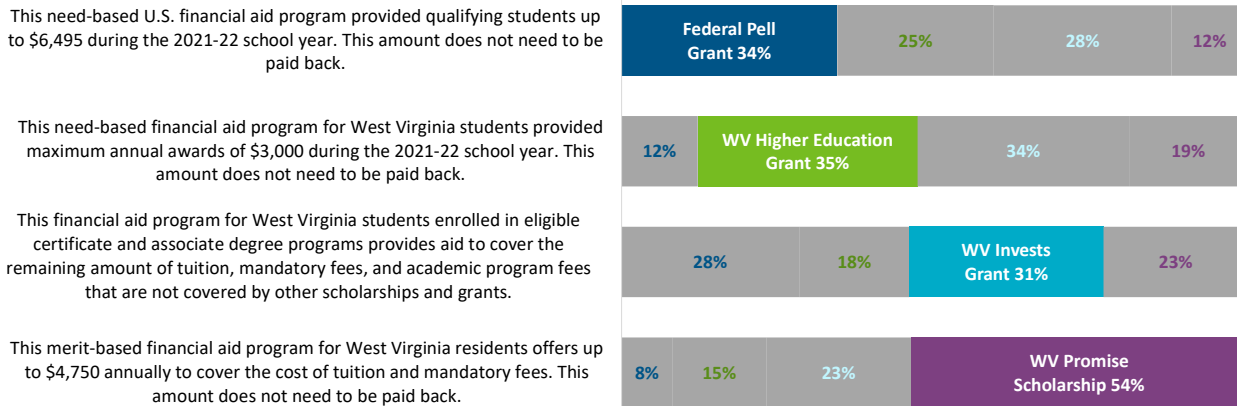
Please rate your level of knowledge about the following financial aid topics.



**Do you think that you could afford to attend one of the following types of colleges using financial aid, scholarships, and your family's resources?**



**Financial aid programs available to West Virginia Students<sup>^</sup>**



<sup>^</sup>The correct responses are indicated by filled bar.

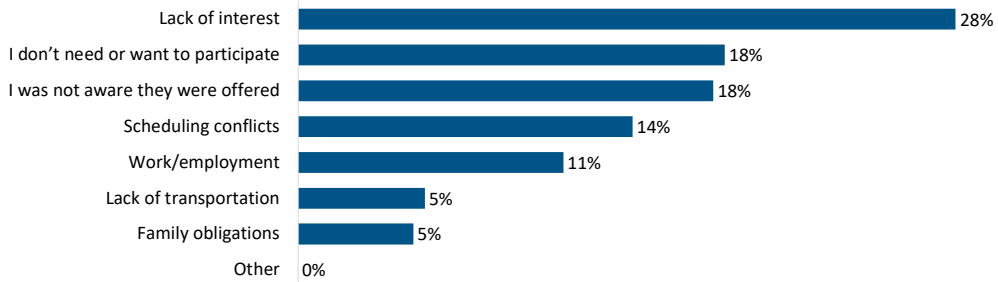
**Section 5: College and Career Activities and Services**

**Have you participated in any of the activities below? If you did attend, how helpful was the activity in preparing you for your future?<sup>^</sup>**

	extent participant found each of the following activities helpful					non-participation status		
	Extremely helpful	Moderately helpful	Slightly helpful	Not at all helpful	Number of participants	Not offered / does not apply	Offered, but I did not attend	Number of non-participants
Academic planning/career advising	14%	24%	45%	18%	85	47%	53%	60
Accessing CFWV.com portal	16%	32%	41%	11%	81	48%	52%	64
ACT/SAT preparation	22%	27%	40%	11%	97	29%	71%	48
Assistance with completing financial aid forms (FAFSA)	32%	29%	28%	11%	65	29%	71%	80
College Application and Exploration Week	10%	32%	48%	11%	63	57%	43%	83
College campus visits (virtual)	16%	31%	30%	23%	74	36%	64%	70
College Decision Day and/or other college acceptance events	16%	37%	36%	11%	70	51%	49%	75
Text for Success initiative	8%	24%	53%	15%	59	63%	37%	84

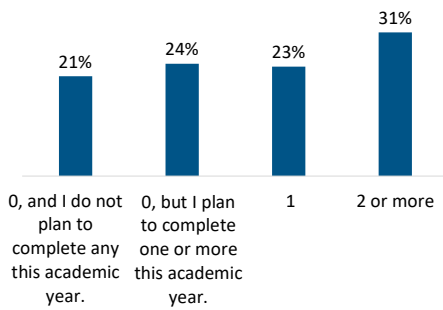
<sup>^</sup>Blue column percentages are based on those respondents who indicated participation in an activity. Pink column percentages are based on those respondents who indicated they did not participate in an activity.

**If you did not participate in one or more of these activities/services, why not?**

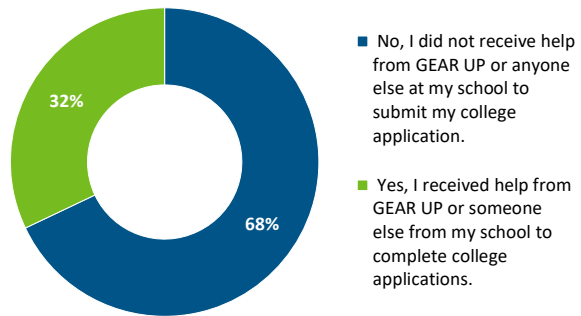


**Section 6: College Preparation Activities**

**How many college applications have you completed?**

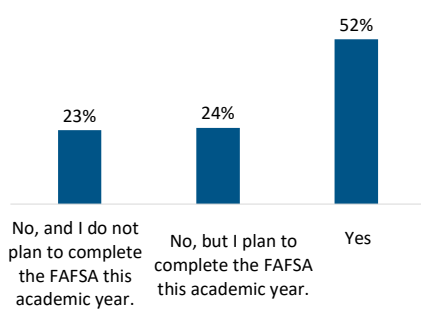


**Did you receive in-person and/or virtual help from GEAR UP or anyone else at your school to complete your college applications?<sup>^</sup>**

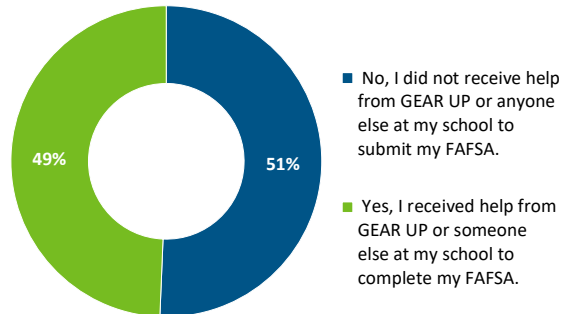


<sup>^</sup>Percentages are based on those students who completed an application or FAFSA.

**The Free Application for Federal Student Aid (FAFSA) is available to be completed. Have you completed your FAFSA yet?**

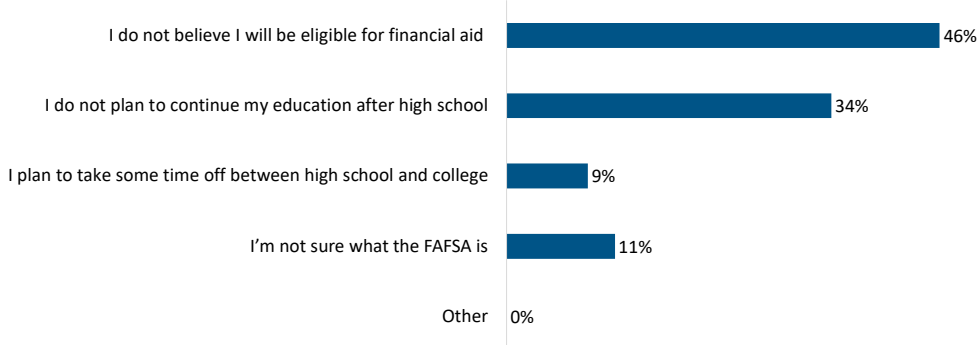


**Did you receive in-person and/or virtual help from GEAR UP or anyone else at your school to complete your FAFSA?<sup>^</sup>**

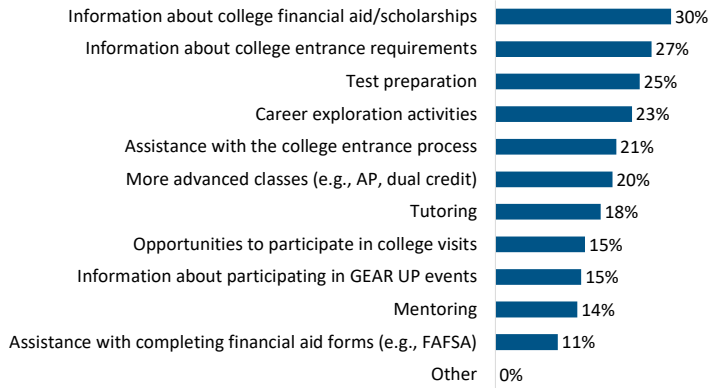


<sup>^</sup>Percentages are based on those students who completed an application or FAFSA.

**For those of you who selected No, and I do not plan to complete the FAFSA this academic year, what are the main reasons you do not plan to do so?\***



**Which of the following do you need from your school or GEAR UP to help you be more successful in school and more prepared for college?\***





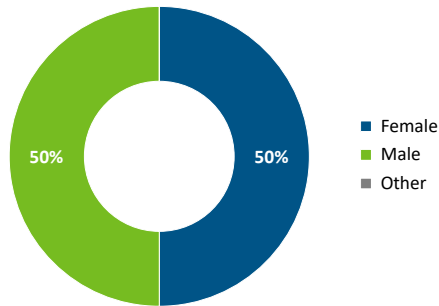
School Level Response Rates:	
Total Enrollment	93
Surveys Received	66
Response Rate	71%

School Name: **Richwood High School**  
 Survey Type: **Grade 12 Survey Report**

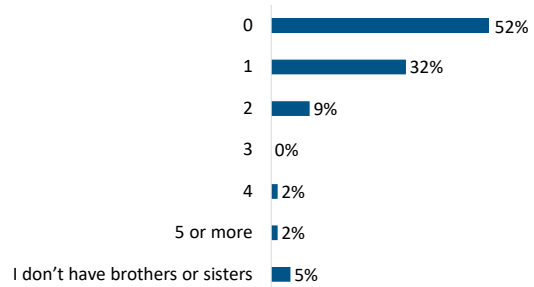
Notes: Throughout this report, all percentages are rounded to the nearest whole number; amounts lower than 0.5% are rounded down to 0%. An asterisk indicates a select all that apply question; amounts may exceed 100%.

## Section 1: Background/Demographics

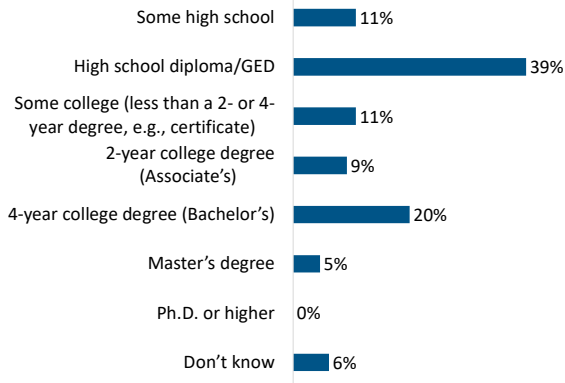
What is your gender?



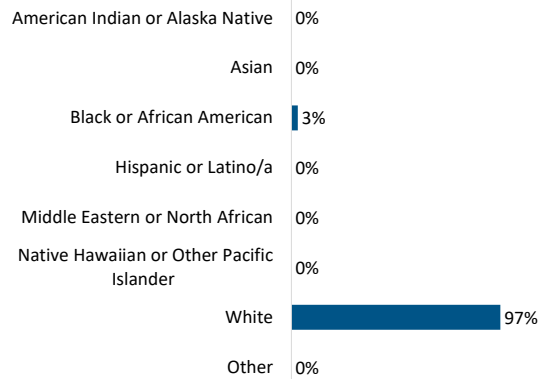
If you have brothers or sisters, how many have attended college in the past or are in college now?



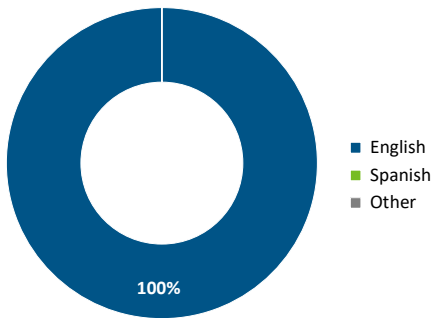
What is the highest level of education achieved by your parent(s)/guardian(s)?



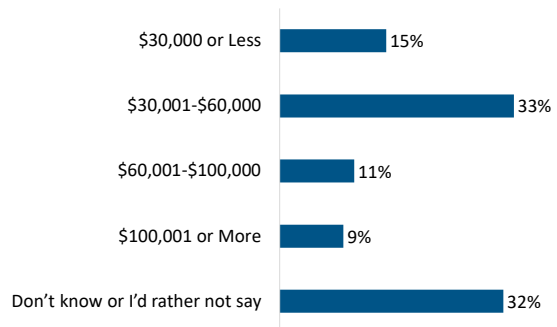
What is your race/ethnicity?



What is the main language you speak at home?

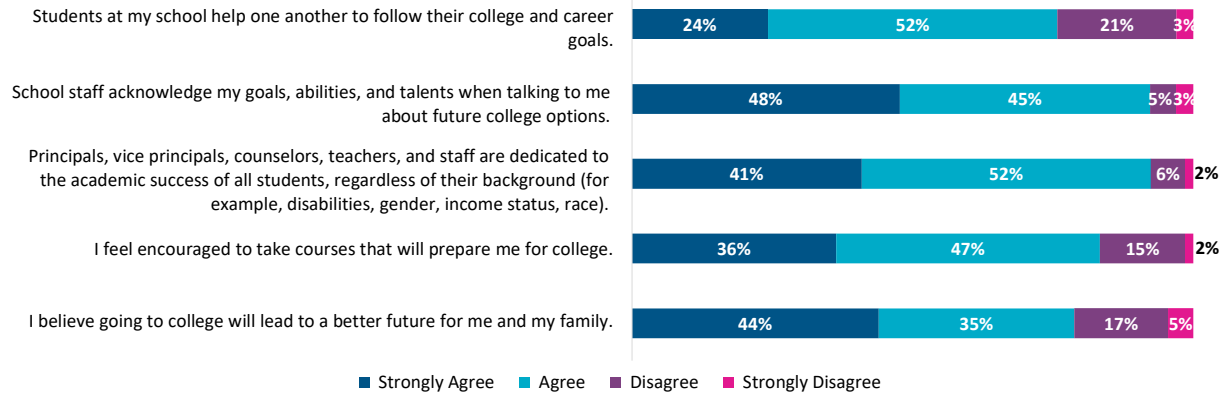


How much money do you think your family made (before taxes) during the past 12 months?



## Section 2: About Your School

Please select how much you agree with the following statements about your school.



## Section 3: Educational Goals and Aspirations

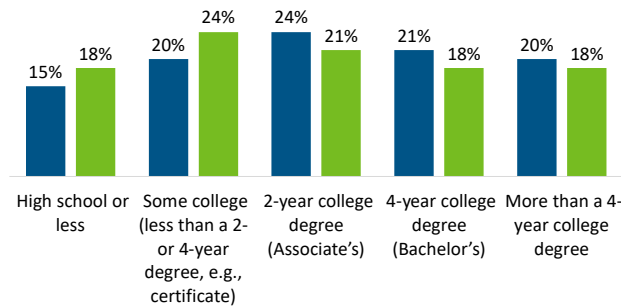
Do you plan to continue your education after high school?



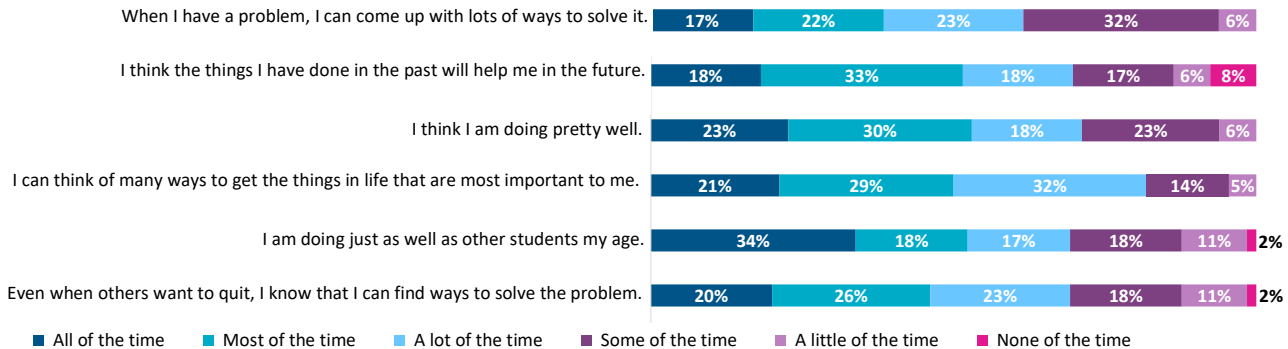
What, if anything, may prevent you from continuing your education after high school?\*

Concerns about COVID-19	6%
Family issues	18%
I need to work	27%
I plan to enlist in the military	5%
I want to work	38%
I won't receive/be eligible for enough financial aid	11%
It costs too much/I can't afford it	42%
My grades aren't good enough	12%
Other (please write in reason):	0%

What is the highest level of education that you...  
 would like to get? expect to get?

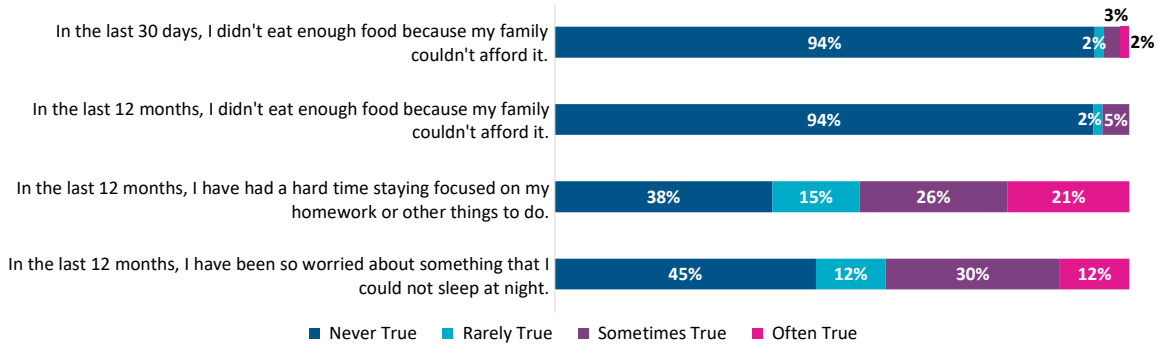


Please read the following sentences below and think about how you are in most situations.





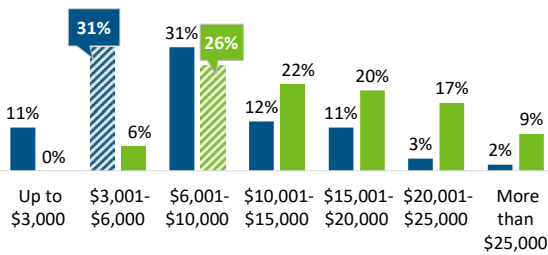
Please rate how much the following statements are true for you.



## Section 4: College Knowledge and Awareness

On average, how much do you think it costs for one year of in-state tuition to attend the following college options in West Virginia?<sup>^</sup>

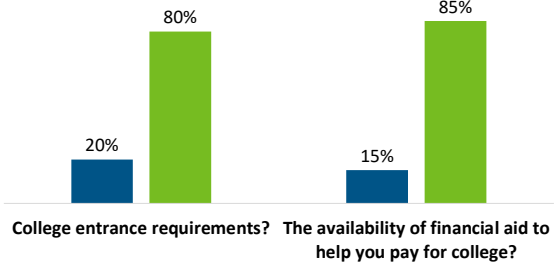
■ A 2-year public community/technical college in West Virginia  
■ A 4-year public college in West Virginia



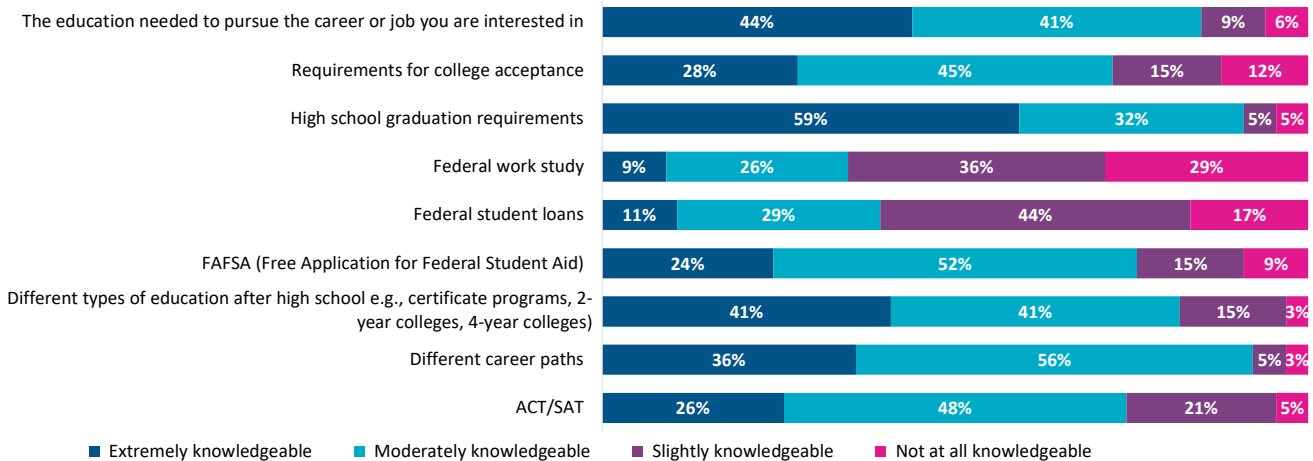
<sup>^</sup>The correct responses are indicated by pattern filled bar.

Has anyone from your school or GEAR UP ever spoken with you about...

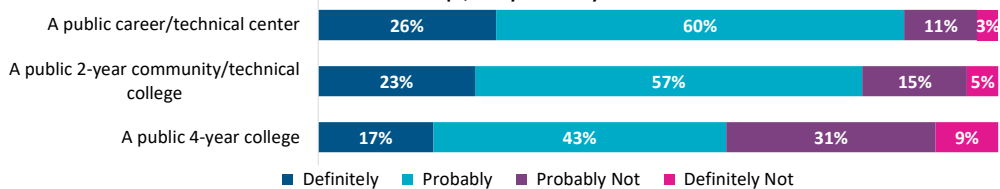
■ No ■ Yes



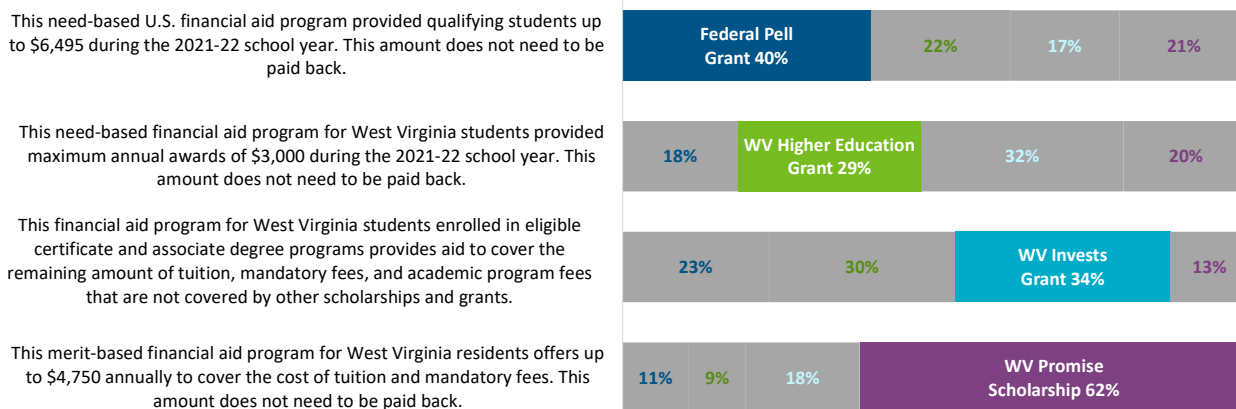
Please rate your level of knowledge about the following financial aid topics.



**Do you think that you could afford to attend one of the following types of colleges using financial aid, scholarships, and your family's resources?**



**Financial aid programs available to West Virginia Students<sup>^</sup>**



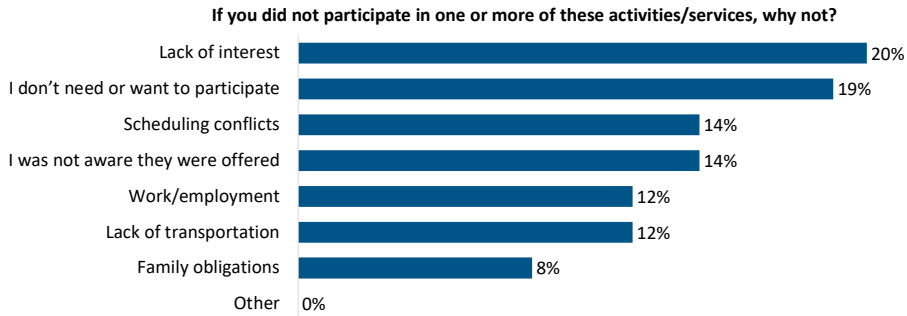
<sup>^</sup>The correct responses are indicated by filled bar.

**Section 5: College and Career Activities and Services**

Have you participated in any of the activities below? If you did attend, how helpful was the activity in preparing you for your future?<sup>^</sup>

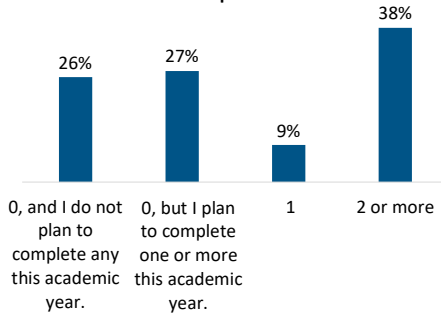
	extent participant found each of the following activities helpful					non-participation status		
	Extremely helpful	Moderately helpful	Slightly helpful	Not at all helpful	Number of participants	Not offered / does not apply	Offered, but I did not attend	Number of non-participants
Academic planning/career advising	28%	35%	30%	7%	43	48%	52%	21
Accessing CFWV.com portal	35%	37%	26%	2%	43	50%	50%	22
ACT/SAT preparation	25%	31%	37%	8%	52	36%	64%	14
Assistance with completing financial aid forms (FAFSA)	40%	26%	32%	2%	47	26%	74%	19
College Application and Exploration Week	34%	34%	31%	0%	32	50%	50%	32
College campus visits (virtual)	37%	40%	23%	0%	35	33%	67%	30
College Decision Day and/or other college acceptance events	33%	36%	31%	0%	36	47%	53%	30
Text for Success initiative	25%	19%	41%	16%	32	65%	35%	34

<sup>^</sup>Blue column percentages are based on those respondents who indicated participation in an activity. Pink column percentages are based on those respondents who indicated they did not participate in an activity.

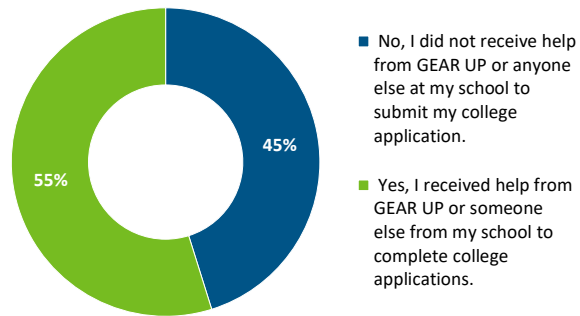


## Section 6: College Preparation Activities

**How many college applications have you completed?**

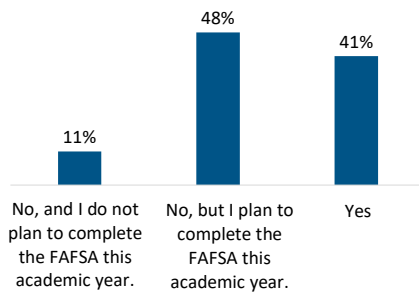


**Did you receive in-person and/or virtual help from GEAR UP or anyone else at your school to complete your college applications?<sup>^</sup>**

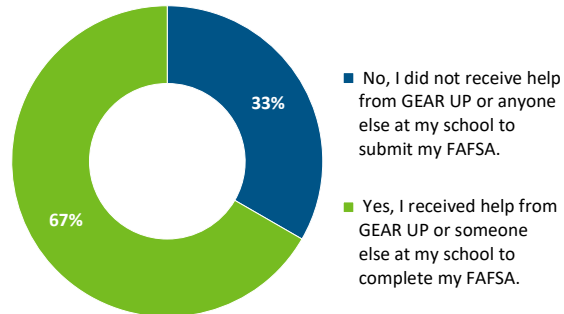


<sup>^</sup>Percentages are based on those students who completed an application or FAFSA.

**The Free Application for Federal Student Aid (FAFSA) is available to be completed. Have you completed your FAFSA yet?**

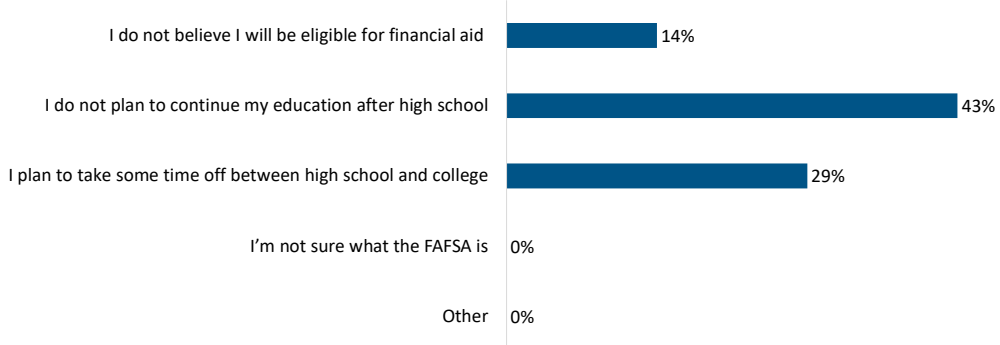


**Did you receive in-person and/or virtual help from GEAR UP or anyone else at your school to complete your FAFSA?<sup>^</sup>**

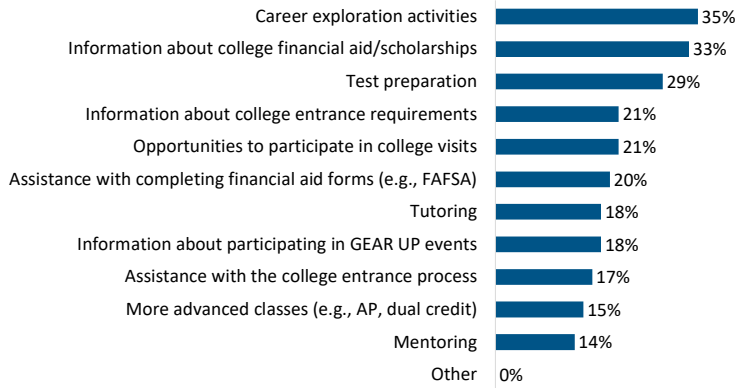


<sup>^</sup>Percentages are based on those students who completed an application or FAFSA.

**For those of you who selected No, and I do not plan to complete the FAFSA this academic year, what are the main reasons you do not plan to do so?\***



**Which of the following do you need from your school or GEAR UP to help you be more successful in school and more prepared for college?\***





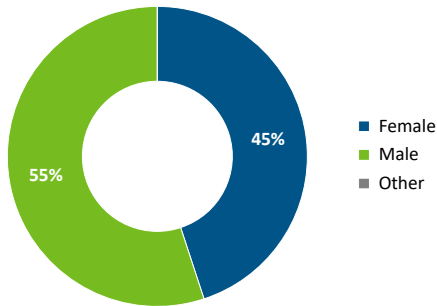
School Level Response Rates:	
Total Enrollment	127
Surveys Received	110
Response Rate	87%

School Name: **Roane County High School**  
 Survey Type: **Grade 12 Survey Report**

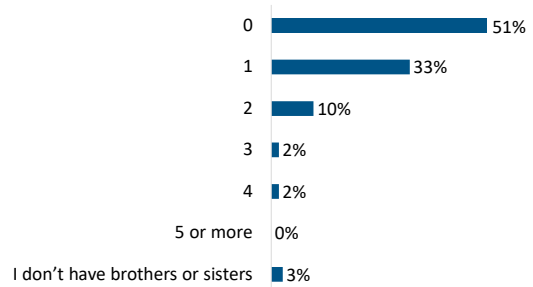
Notes: Throughout this report, all percentages are rounded to the nearest whole number; amounts lower than 0.5% are rounded down to 0%. An asterisk indicates a select all that apply question; amounts may exceed 100%.

## Section 1: Background/Demographics

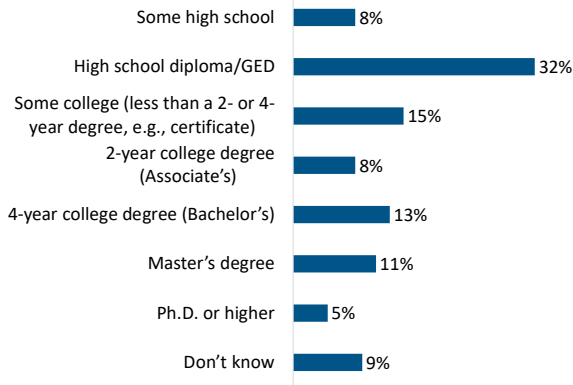
**What is your gender?**



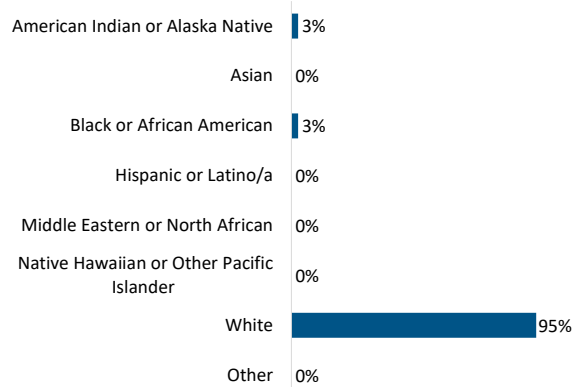
**If you have brothers or sisters, how many have attended college in the past or are in college now?**



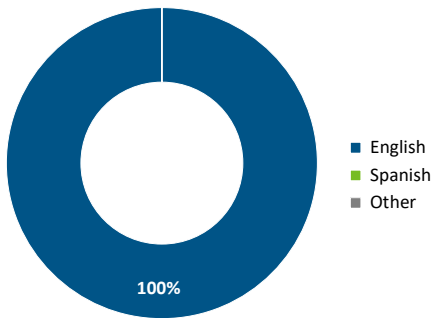
**What is the highest level of education achieved by your parent(s)/guardian(s)?**



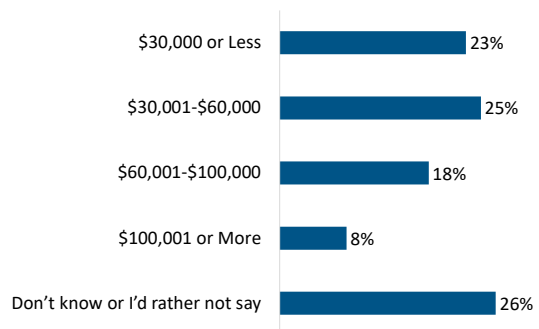
**What is your race/ethnicity?**



**What is the main language you speak at home?**

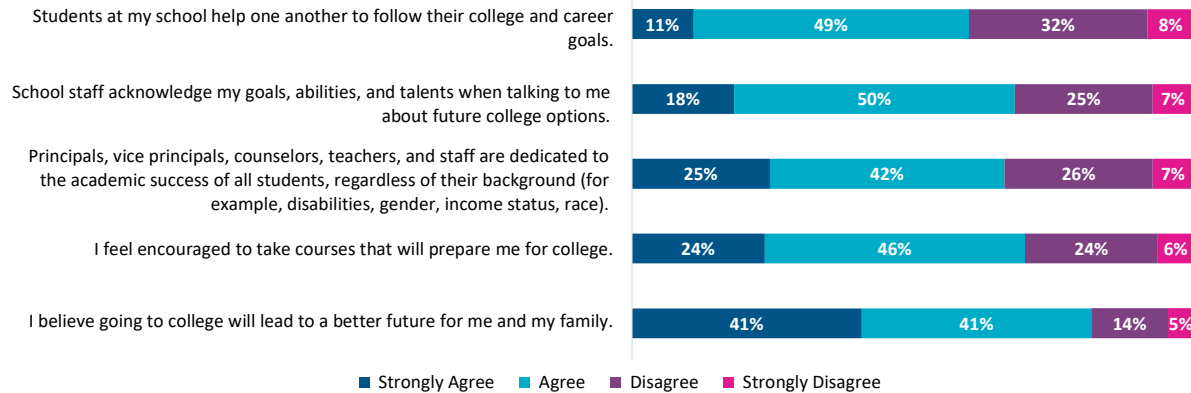


**How much money do you think your family made (before taxes) during the past 12 months?**



## Section 2: About Your School

Please select how much you agree with the following statements about your school.

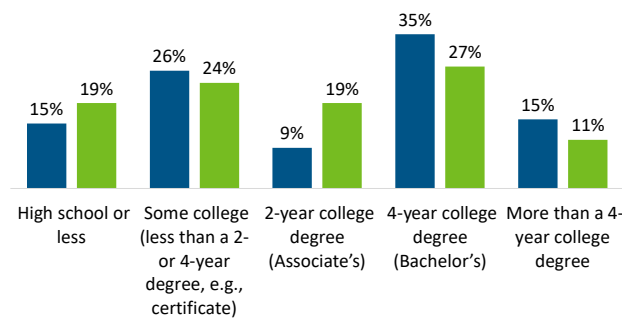


## Section 3: Educational Goals and Aspirations

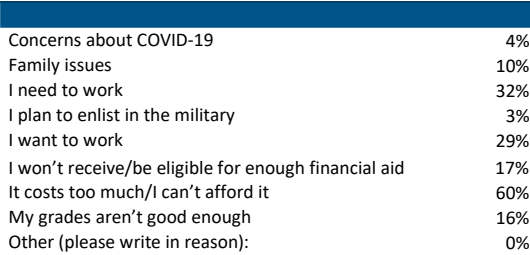
Do you plan to continue your education after high school?



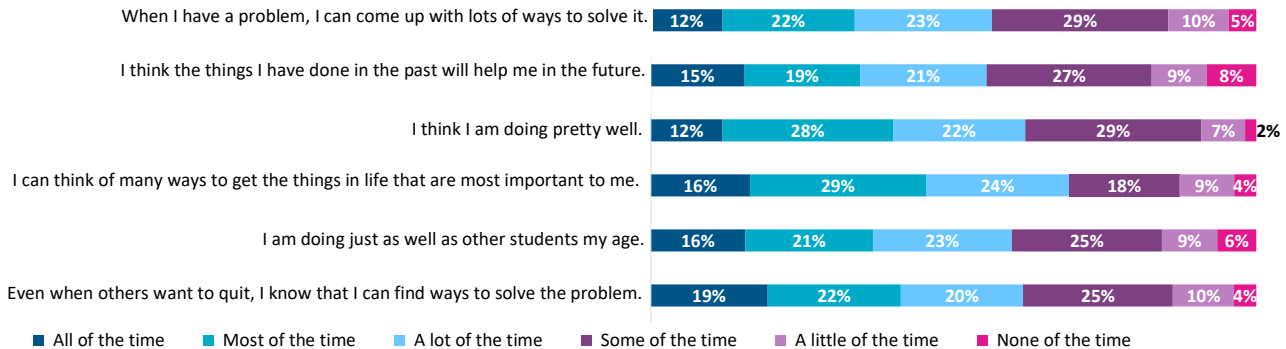
What is the highest level of education that you...  
 ■ would like to get? ■ expect to get?



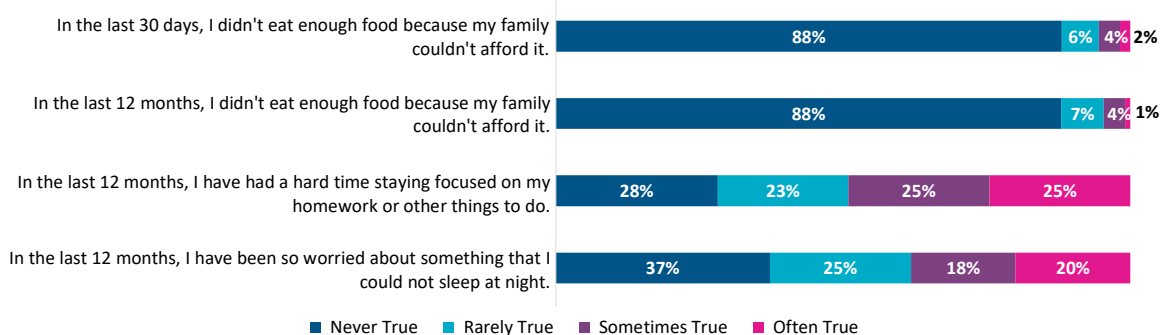
What, if anything, may prevent you from continuing your education after high school?\*



Please read the following sentences below and think about how you are in most situations.

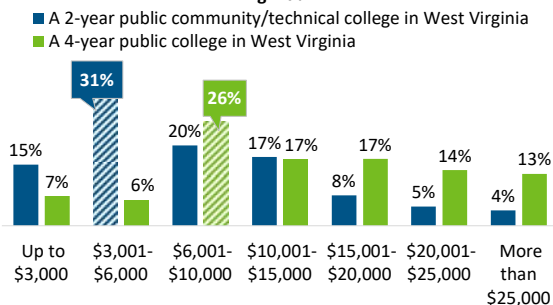


Please rate how much the following statements are true for you.

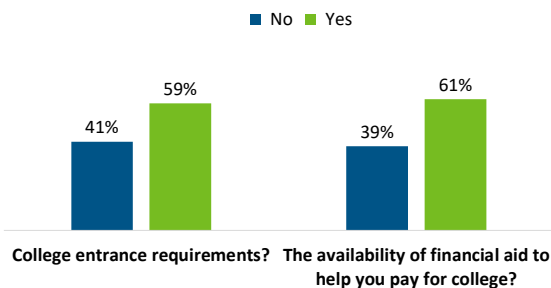


## Section 4: College Knowledge and Awareness

On average, how much do you think it costs for one year of in-state tuition to attend the following college options in West Virginia?<sup>^</sup>

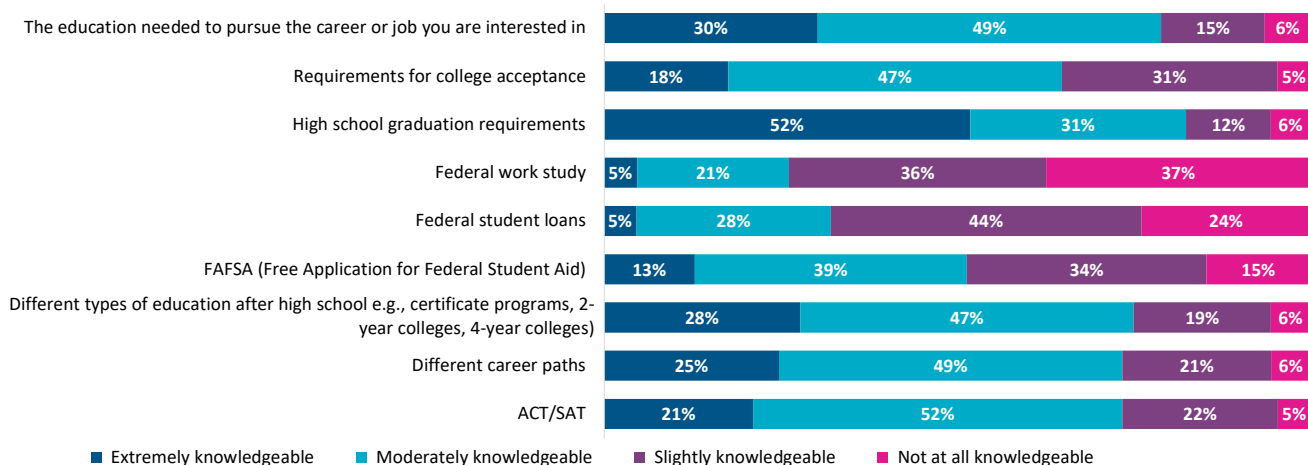


Has anyone from your school or GEAR UP ever spoken with you about...

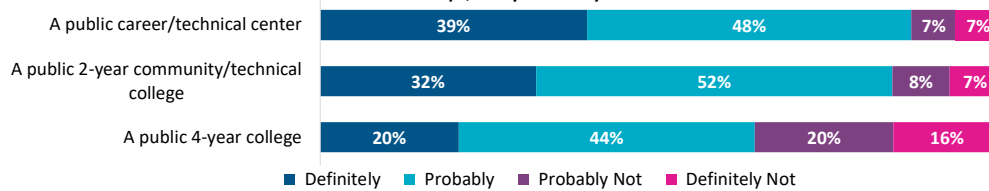


<sup>^</sup>The correct responses are indicated by pattern filled bar.

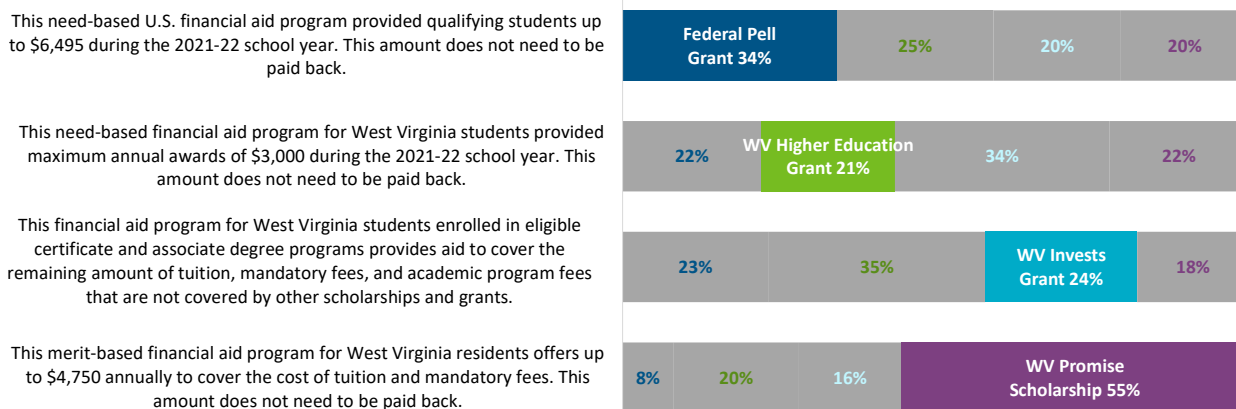
Please rate your level of knowledge about the following financial aid topics.



**Do you think that you could afford to attend one of the following types of colleges using financial aid, scholarships, and your family's resources?**



**Financial aid programs available to West Virginia Students<sup>^</sup>**



<sup>^</sup>The correct responses are indicated by filled bar.

**Section 5: College and Career Activities and Services**

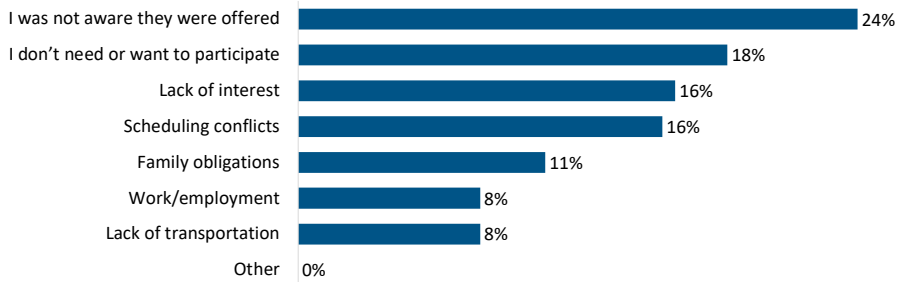
**Have you participated in any of the activities below? If you did attend, how helpful was the activity in preparing you for your future?<sup>^</sup>**

	extent participant found each of the following activities helpful					non-participation status		
	Extremely helpful	Moderately helpful	Slightly helpful	Not at all helpful	Number of participants	Not offered / does not apply	Offered, but I did not attend	Number of non-participants
Academic planning/career advising	13%	27%	43%	17%	63	61%	39%	46
Accessing CFWV.com portal	20%	22%	39%	19%	69	78%	23%	40
ACT/SAT preparation	12%	33%	40%	15%	67	43%	57%	42
Assistance with completing financial aid forms (FAFSA)	24%	32%	36%	8%	59	44%	56%	50
College Application and Exploration Week	12%	25%	53%	10%	51	81%	19%	57
College campus visits (virtual)	29%	22%	40%	9%	58	51%	49%	51
College Decision Day and/or other college acceptance events	14%	25%	45%	16%	56	75%	25%	53
Text for Success initiative	10%	22%	44%	24%	41	75%	25%	68

<sup>^</sup>Blue column percentages are based on those respondents who indicated participation in an activity. Pink column percentages are based on those respondents who indicated they did not participate in an activity.

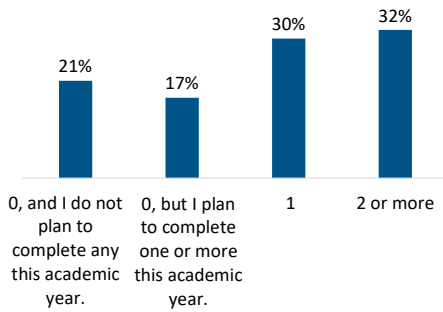


**If you did not participate in one or more of these activities/services, why not?**

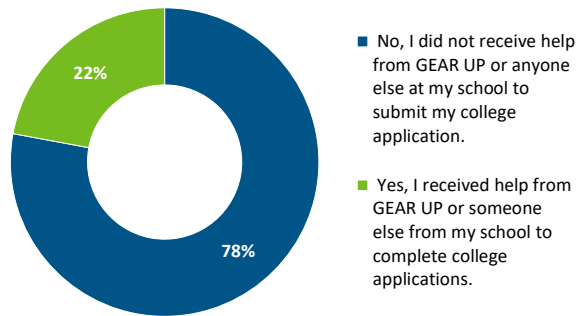


**Section 6: College Preparation Activities**

**How many college applications have you completed?**

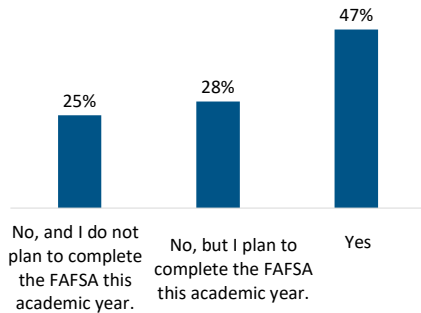


**Did you receive in-person and/or virtual help from GEAR UP or anyone else at your school to complete your college applications?<sup>^</sup>**

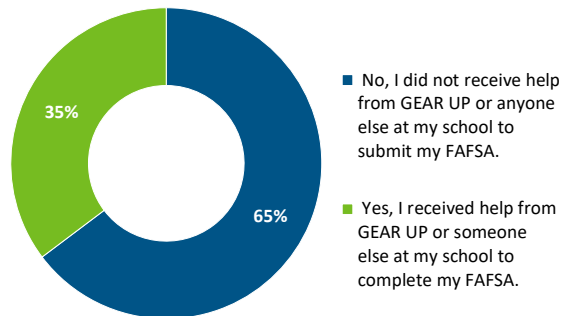


<sup>^</sup>Percentages are based on those students who completed an application or FAFSA.

**The Free Application for Federal Student Aid (FAFSA) is available to be completed. Have you completed your FAFSA yet?**

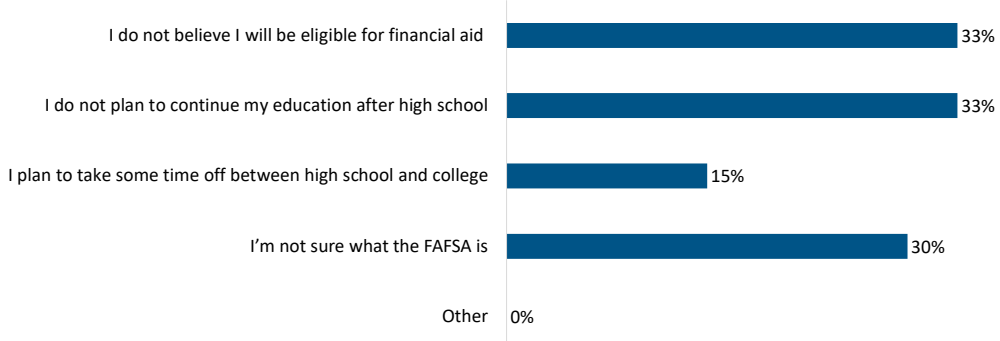


**Did you receive in-person and/or virtual help from GEAR UP or anyone else at your school to complete your FAFSA?<sup>^</sup>**

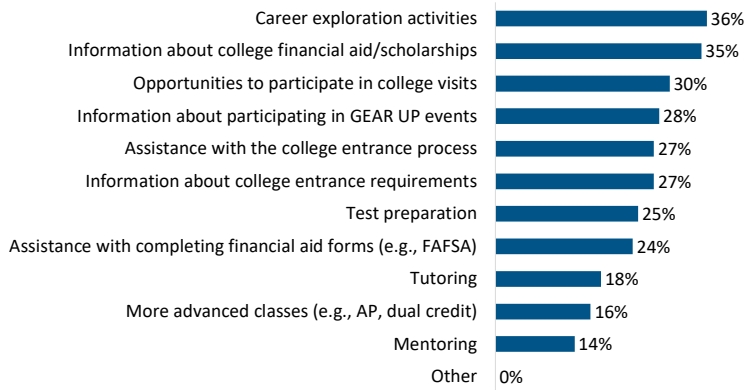


<sup>^</sup>Percentages are based on those students who completed an application or FAFSA.

**For those of you who selected No, and I do not plan to complete the FAFSA this academic year, what are the main reasons you do not plan to do so?\***



**Which of the following do you need from your school or GEAR UP to help you be more successful in school and more prepared for college?\***





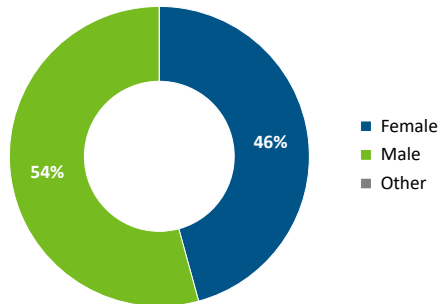
School Level Response Rates:	
Total Enrollment	148
Surveys Received	107
Response Rate	72%

School Name: **Scott High School**  
 Survey Type: **Grade 12 Survey Report**

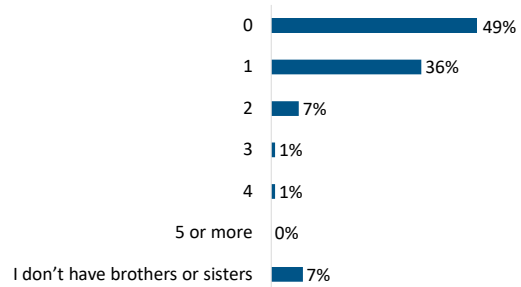
Notes: Throughout this report, all percentages are rounded to the nearest whole number; amounts lower than 0.5% are rounded down to 0%. An asterisk indicates a select all that apply question; amounts may exceed 100%.

## Section 1: Background/Demographics


What is your gender?



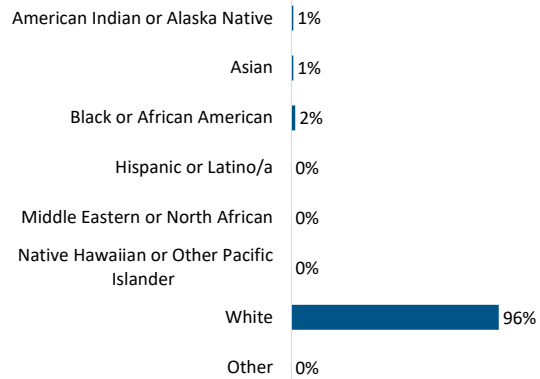
If you have brothers or sisters, how many have attended college in the past or are in college now?



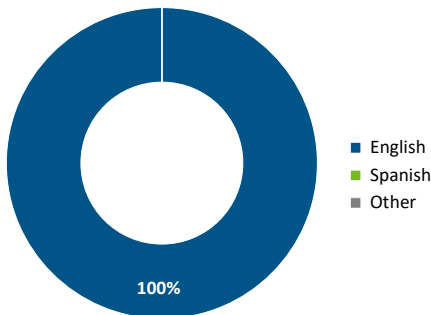
What is the highest level of education achieved by your parent(s)/guardian(s)?



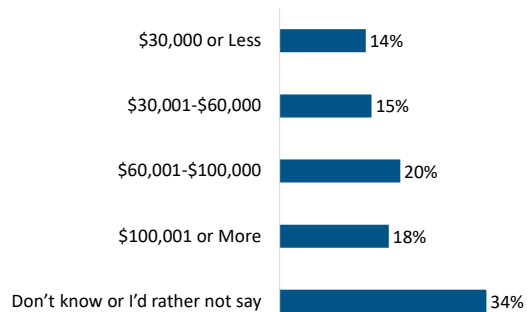
What is your race/ethnicity?



What is the main language you speak at home?

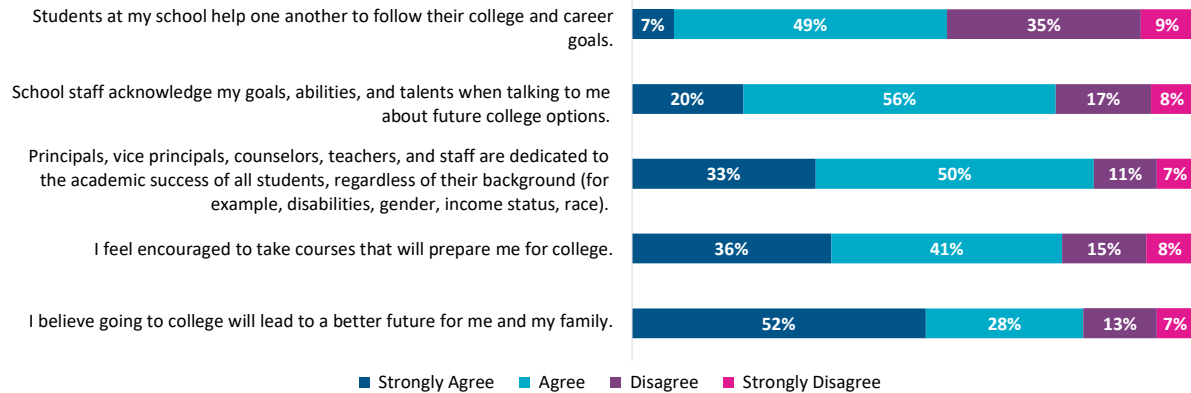


How much money do you think your family made (before taxes) during the past 12 months?



## Section 2: About Your School

Please select how much you agree with the following statements about your school.



## Section 3: Educational Goals and Aspirations

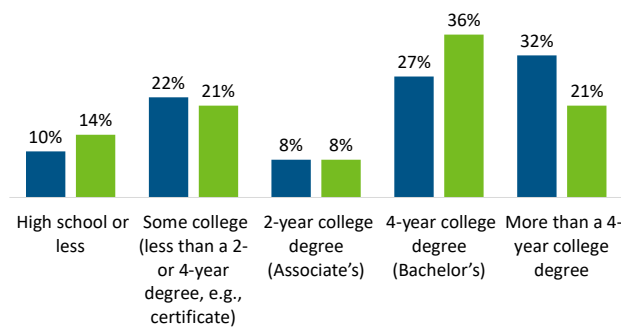
Do you plan to continue your education after high school?



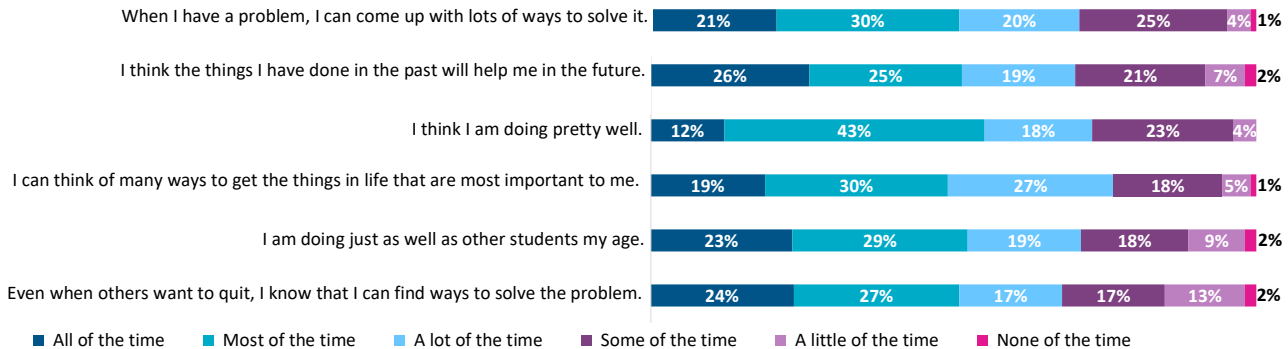
What, if anything, may prevent you from continuing your education after high school?\*

Concerns about COVID-19	7%
Family issues	14%
I need to work	18%
I plan to enlist in the military	2%
I want to work	21%
I won't receive/be eligible for enough financial aid	15%
It costs too much/I can't afford it	39%
My grades aren't good enough	14%
Other (please write in reason):	0%

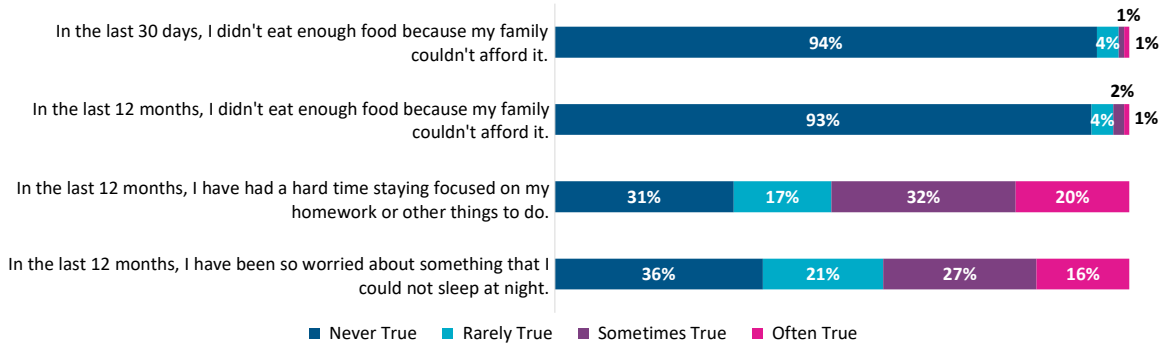
What is the highest level of education that you...  
 would like to get? expect to get?



Please read the following sentences below and think about how you are in most situations.

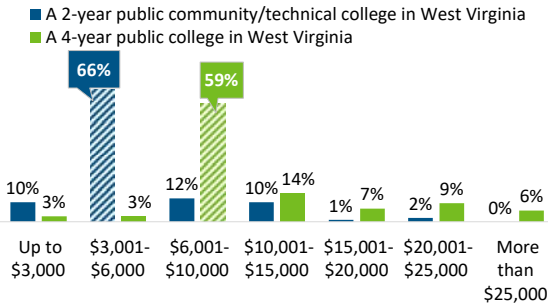


Please rate how much the following statements are true for you.



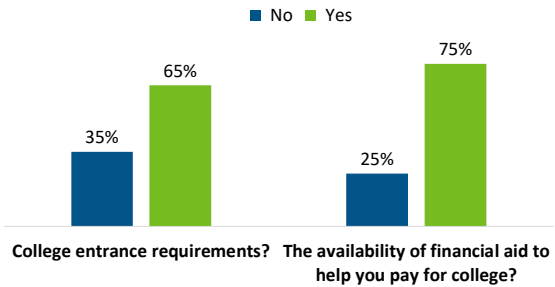
## Section 4: College Knowledge and Awareness

On average, how much do you think it costs for one year of in-state tuition to attend the following college options in West Virginia?<sup>^</sup>

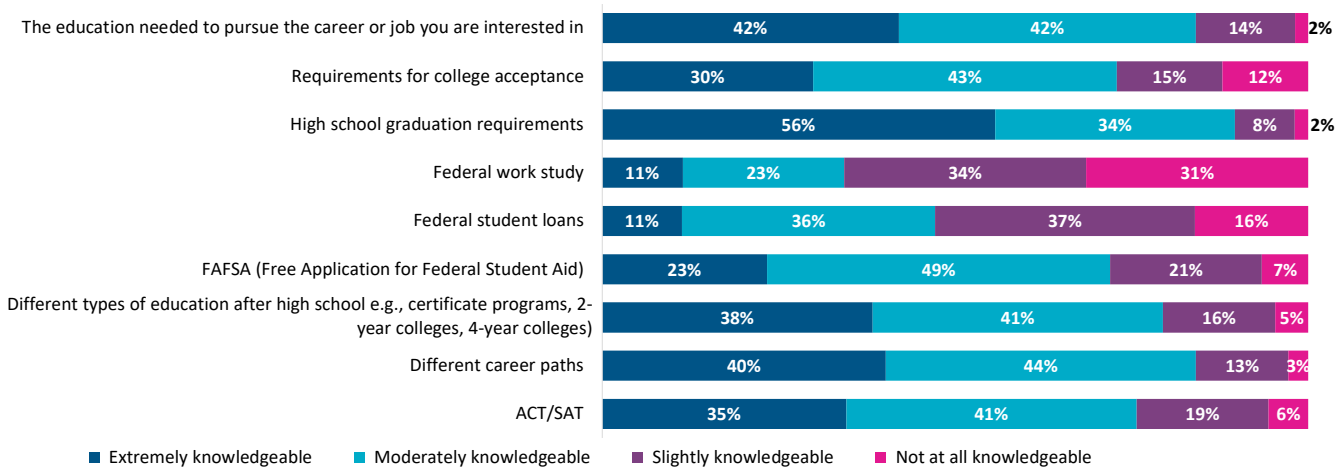


<sup>^</sup>The correct responses are indicated by pattern filled bar.

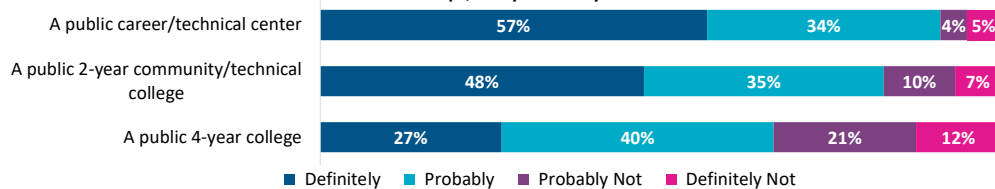
Has anyone from your school or GEAR UP ever spoken with you about...



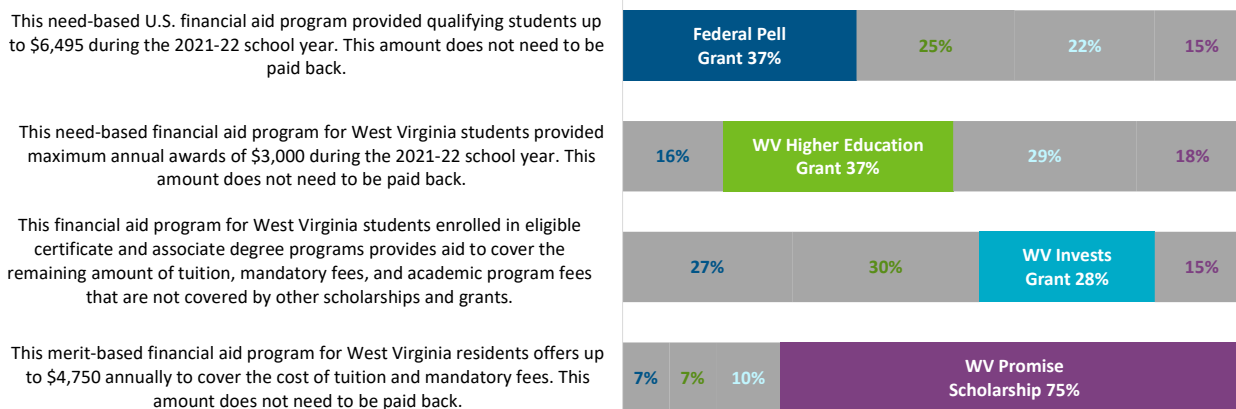
Please rate your level of knowledge about the following financial aid topics.



**Do you think that you could afford to attend one of the following types of colleges using financial aid, scholarships, and your family's resources?**



**Financial aid programs available to West Virginia Students<sup>^</sup>**



<sup>^</sup>The correct responses are indicated by filled bar.

**Section 5: College and Career Activities and Services**

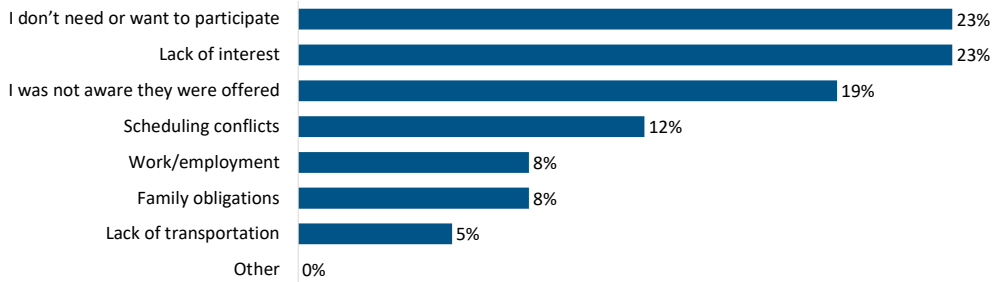
**Have you participated in any of the activities below? If you did attend, how helpful was the activity in preparing you for your future?<sup>^</sup>**

*extent participant found each of the following activities helpful*      *non-participation status*

	extent participant found each of the following activities helpful				Number of participants	non-participation status		
	Extremely helpful	Moderately helpful	Slightly helpful	Not at all helpful		Not offered / does not apply	Offered, but I did not attend	Number of non-participants
Academic planning/career advising	23%	30%	35%	12%	57	63%	37%	49
Accessing CFWV.com portal	25%	28%	36%	11%	61	62%	38%	45
ACT/SAT preparation	26%	36%	24%	14%	72	40%	60%	35
Assistance with completing financial aid forms (FAFSA)	40%	29%	24%	8%	63	27%	73%	44
College Application and Exploration Week	28%	30%	28%	15%	54	58%	42%	53
College campus visits (virtual)	38%	32%	19%	11%	47	53%	47%	57
College Decision Day and/or other college acceptance events	29%	34%	27%	10%	59	63%	38%	48
Text for Success initiative	24%	18%	37%	22%	51	63%	38%	56

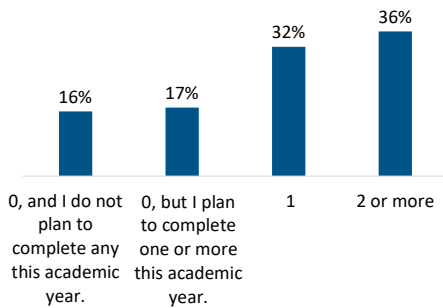
<sup>^</sup>Blue column percentages are based on those respondents who indicated participation in an activity. Pink column percentages are based on those respondents who indicated they did not participate in an activity.

**If you did not participate in one or more of these activities/services, why not?**

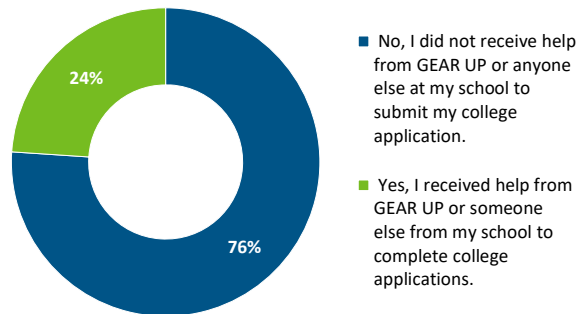


**Section 6: College Preparation Activities**

**How many college applications have you completed?**

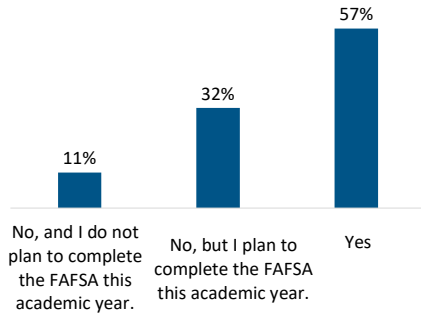


**Did you receive in-person and/or virtual help from GEAR UP or anyone else at your school to complete your college applications?<sup>^</sup>**

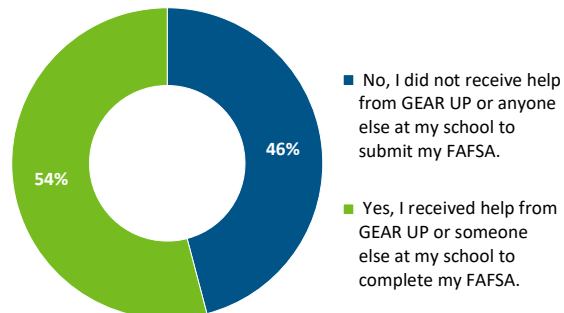


<sup>^</sup>Percentages are based on those students who completed an application or FAFSA.

**The Free Application for Federal Student Aid (FAFSA) is available to be completed. Have you completed your FAFSA yet?**

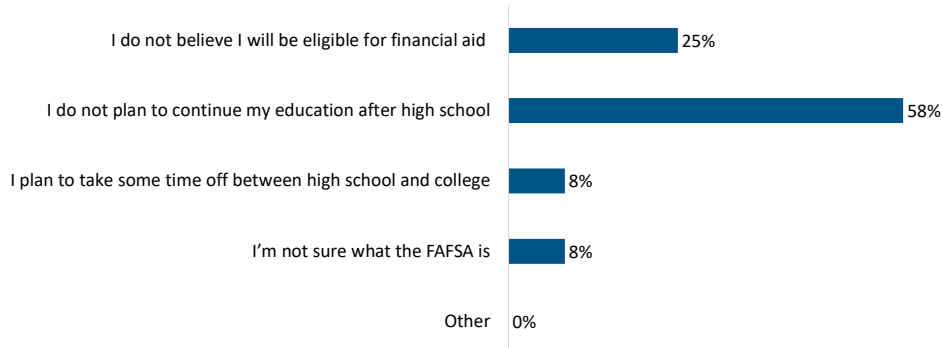


**Did you receive in-person and/or virtual help from GEAR UP or anyone else at your school to complete your FAFSA?<sup>^</sup>**

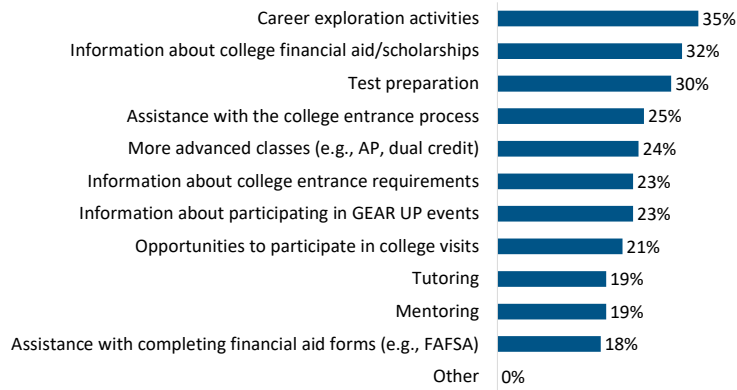


<sup>^</sup>Percentages are based on those students who completed an application or FAFSA.

**For those of you who selected No, and I do not plan to complete the FAFSA this academic year, what are the main reasons you do not plan to do so?\***



**Which of the following do you need from your school or GEAR UP to help you be more successful in school and more prepared for college?\***







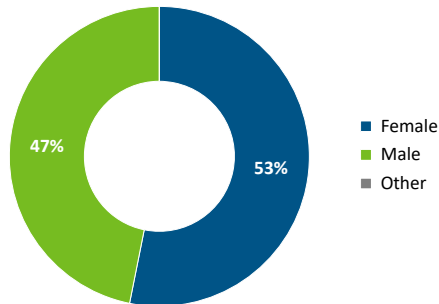
School Level Response Rates:	
Total Enrollment	70
Surveys Received	47
Response Rate	67%

School Name: **Sherman High School**  
 Survey Type: **Grade 12 Survey Report**

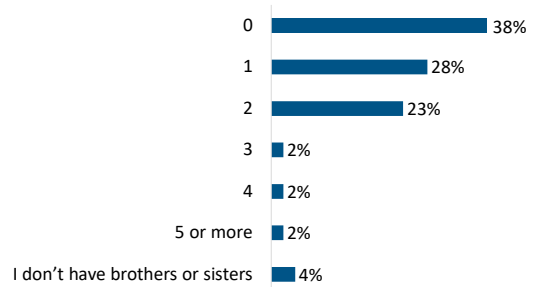
Notes: Throughout this report, all percentages are rounded to the nearest whole number; amounts lower than 0.5% are rounded down to 0%. An asterisk indicates a select all that apply question; amounts may exceed 100%.

## Section 1: Background/Demographics


What is your gender?



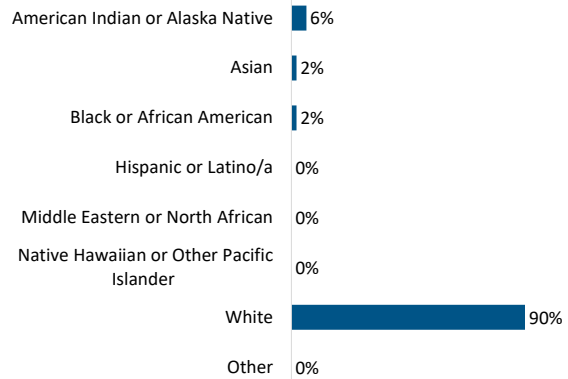
If you have brothers or sisters, how many have attended college in the past or are in college now?



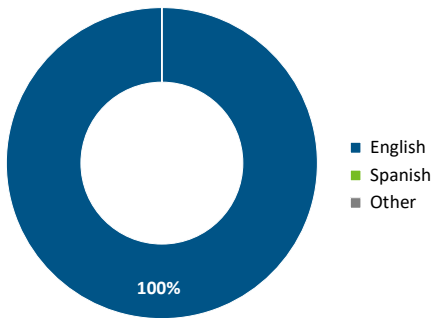
What is the highest level of education achieved by your parent(s)/guardian(s)?



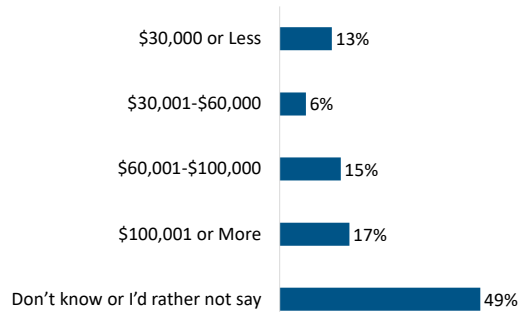
What is your race/ethnicity?



What is the main language you speak at home?

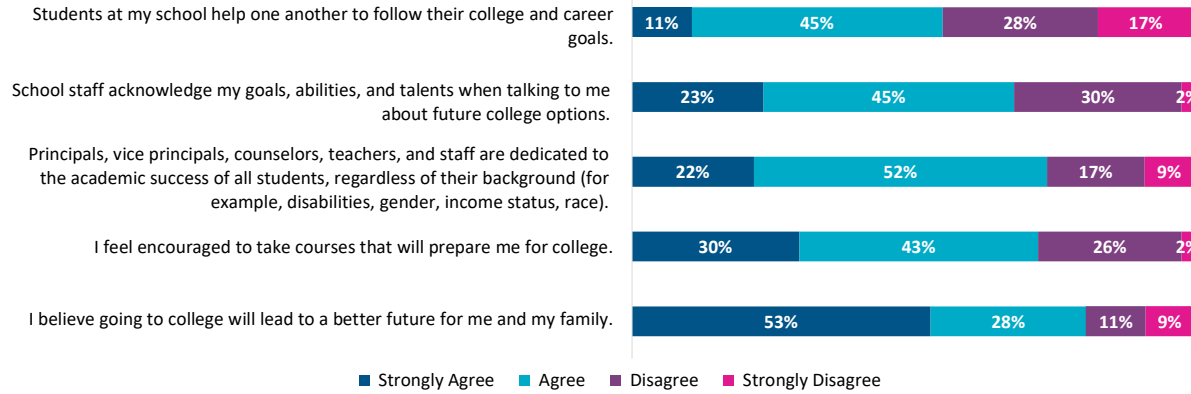


How much money do you think your family made (before taxes) during the past 12 months?



## Section 2: About Your School

Please select how much you agree with the following statements about your school.

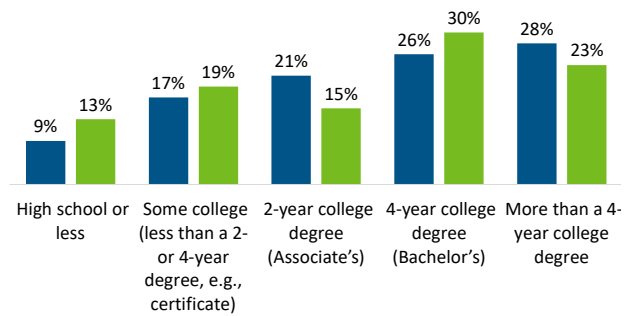


## Section 3: Educational Goals and Aspirations

Do you plan to continue your education after high school?



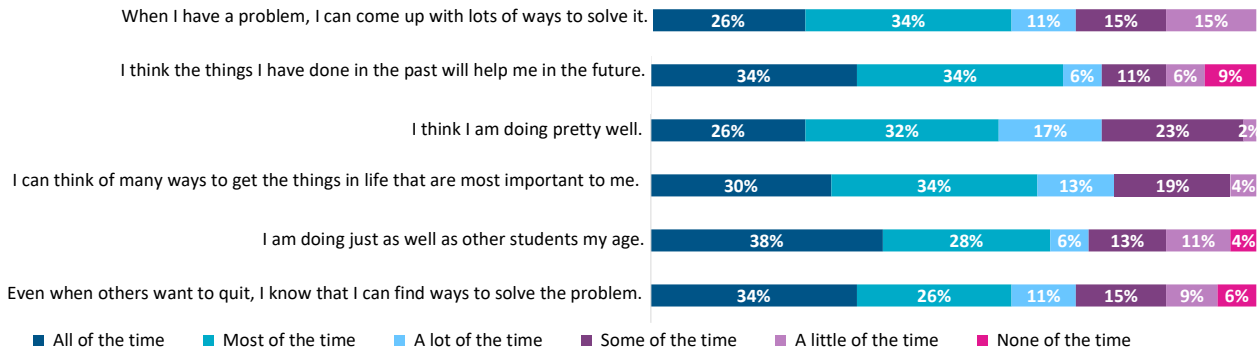
What is the highest level of education that you...  
 ■ would like to get? ■ expect to get?



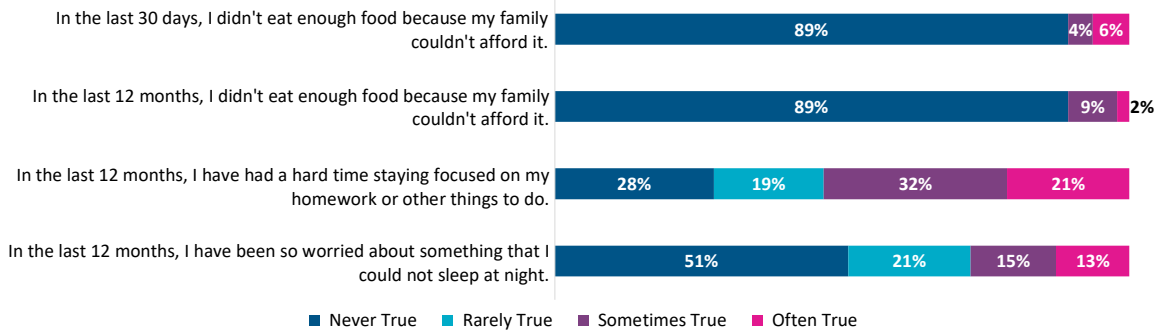
What, if anything, may prevent you from continuing your education after high school?\*

Concerns about COVID-19	2%
Family issues	4%
I need to work	17%
I plan to enlist in the military	4%
I want to work	28%
I won't receive/be eligible for enough financial aid	26%
It costs too much/I can't afford it	34%
My grades aren't good enough	6%
Other (please write in reason):	0%

Please read the following sentences below and think about how you are in most situations.



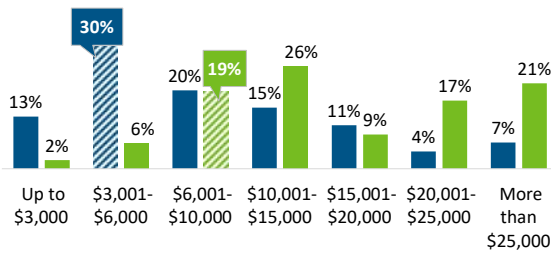
Please rate how much the following statements are true for you.



## Section 4: College Knowledge and Awareness

On average, how much do you think it costs for one year of in-state tuition to attend the following college options in West Virginia?<sup>^</sup>

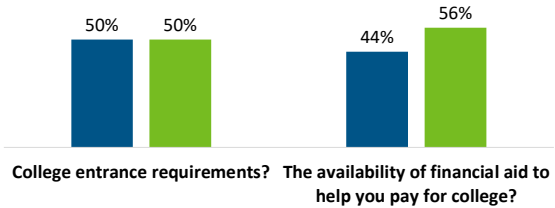
■ A 2-year public community/technical college in West Virginia  
■ A 4-year public college in West Virginia



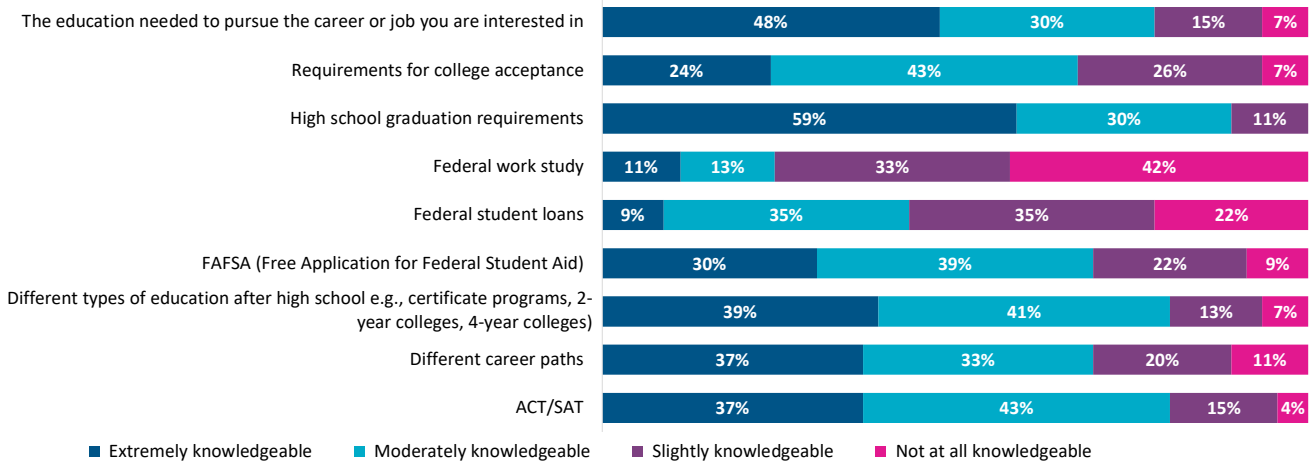
<sup>^</sup>The correct responses are indicated by pattern filled bar.

Has anyone from your school or GEAR UP ever spoken with you about...

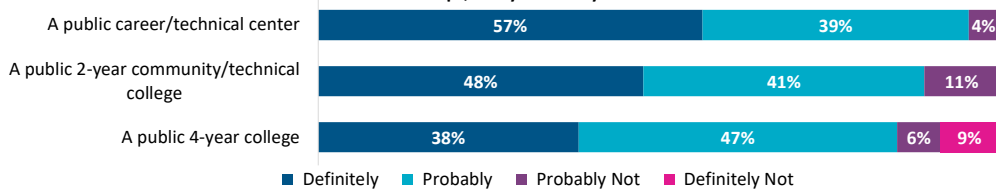
■ No ■ Yes



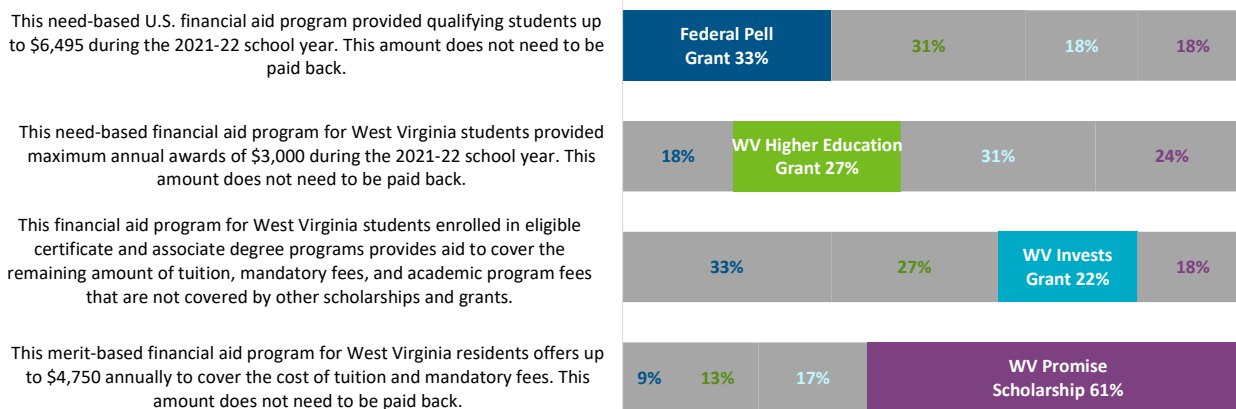
Please rate your level of knowledge about the following financial aid topics.



**Do you think that you could afford to attend one of the following types of colleges using financial aid, scholarships, and your family's resources?**



**Financial aid programs available to West Virginia Students<sup>^</sup>**



<sup>^</sup>The correct responses are indicated by filled bar.

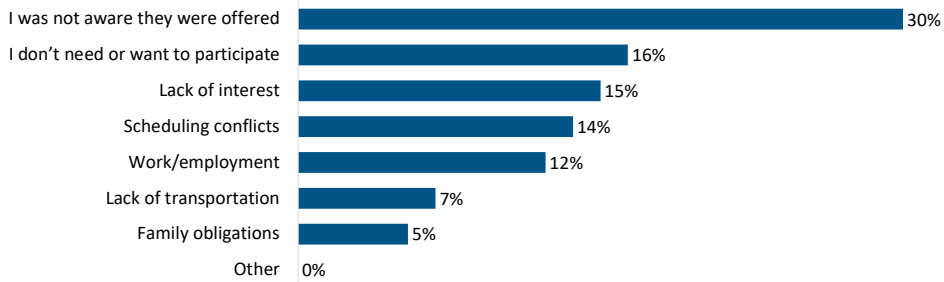
**Section 5: College and Career Activities and Services**

Have you participated in any of the activities below? If you did attend, how helpful was the activity in preparing you for your future?<sup>^</sup>

	extent participant found each of the following activities helpful					non-participation status		
	Extremely helpful	Moderately helpful	Slightly helpful	Not at all helpful	Number of participants	Not offered / does not apply	Offered, but I did not attend	Number of non-participants
Academic planning/career advising	22%	13%	48%	17%	23	71%	29%	24
Accessing CFWV.com portal	20%	17%	50%	13%	30	59%	41%	17
ACT/SAT preparation	21%	3%	59%	17%	29	44%	56%	18
Assistance with completing financial aid forms (FAFSA)	27%	19%	42%	12%	26	50%	50%	20
College Application and Exploration Week	32%	14%	36%	18%	22	72%	28%	25
College campus visits (virtual)	38%	17%	25%	21%	24	48%	52%	23
College Decision Day and/or other college acceptance events	30%	10%	35%	25%	20	56%	44%	27
Text for Success initiative	26%	21%	42%	11%	19	93%	7%	27

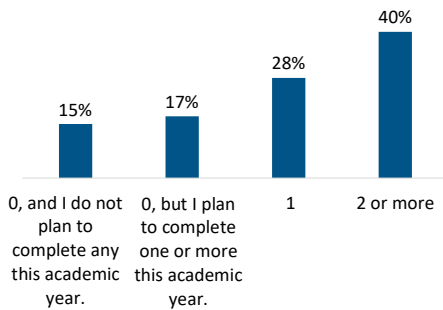
<sup>^</sup>Blue column percentages are based on those respondents who indicated participation in an activity. Pink column percentages are based on those respondents who indicated they did not participate in an activity.

**If you did not participate in one or more of these activities/services, why not?**

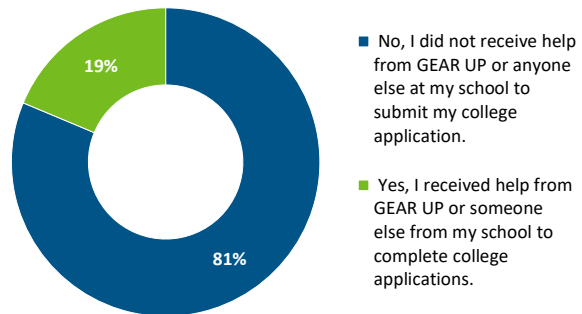


**Section 6: College Preparation Activities**

**How many college applications have you completed?**

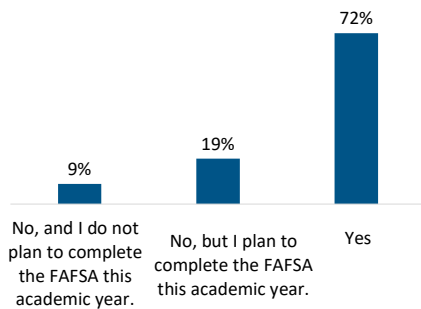


**Did you receive in-person and/or virtual help from GEAR UP or anyone else at your school to complete your college applications?^**

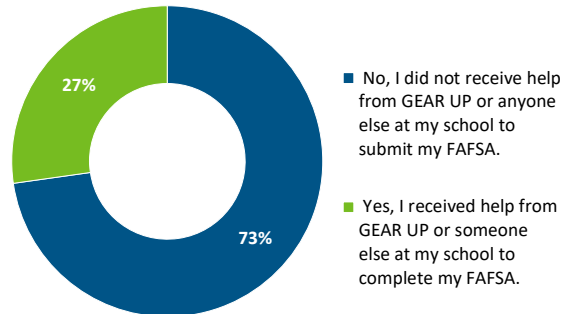


^Percentages are based on those students who completed an application or FAFSA.

**The Free Application for Federal Student Aid (FAFSA) is available to be completed. Have you completed your FAFSA yet?**

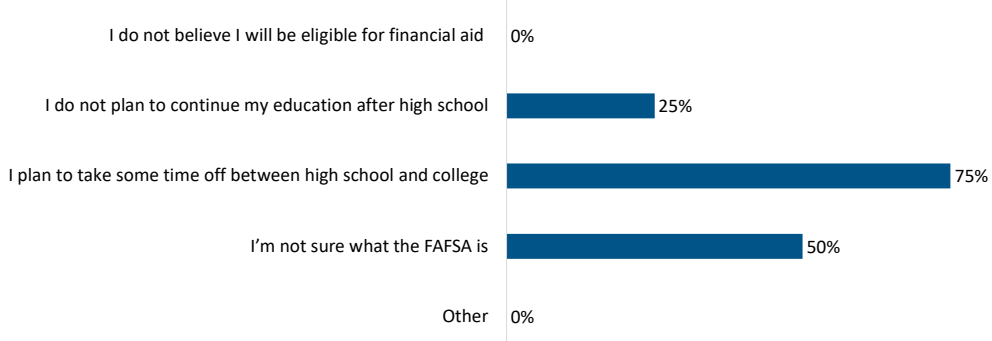


**Did you receive in-person and/or virtual help from GEAR UP or anyone else at your school to complete your FAFSA?^**

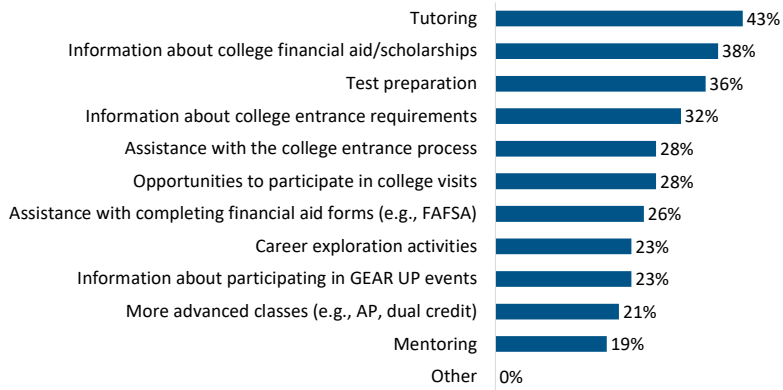


^Percentages are based on those students who completed an application or FAFSA.

**For those of you who selected No, and I do not plan to complete the FAFSA this academic year, what are the main reasons you do not plan to do so?\***



**Which of the following do you need from your school or GEAR UP to help you be more successful in school and more prepared for college?\***





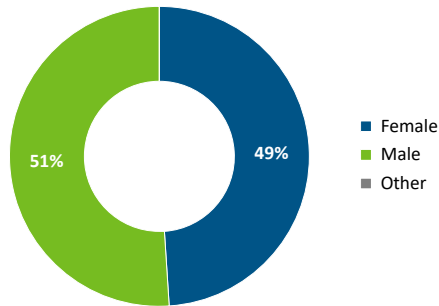
School Level Response Rates:	
Total Enrollment	254
Surveys Received	188
Response Rate	74%

School Name: Spring Valley High School  
 Survey Type: Grade 12 Survey Report

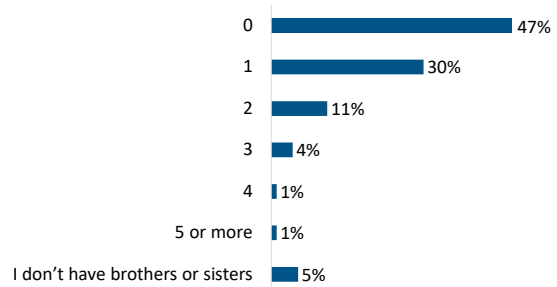
Notes: Throughout this report, all percentages are rounded to the nearest whole number; amounts lower than 0.5% are rounded down to 0%. An asterisk indicates a select all that apply question; amounts may exceed 100%.

## Section 1: Background/Demographics

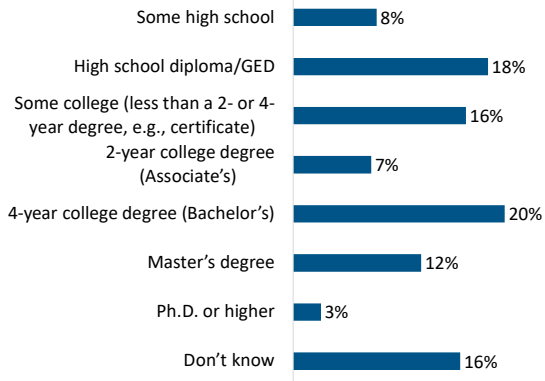
What is your gender?



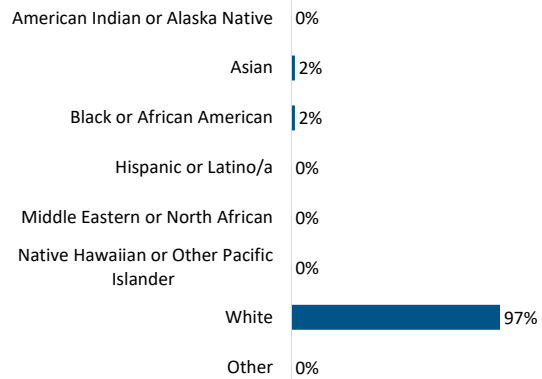
If you have brothers or sisters, how many have attended college in the past or are in college now?



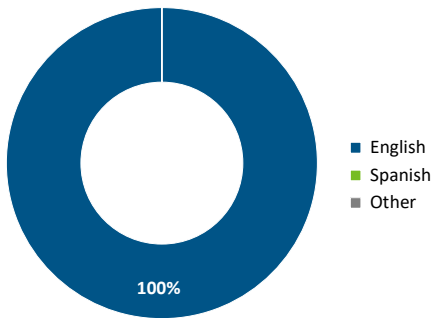
What is the highest level of education achieved by your parent(s)/guardian(s)?



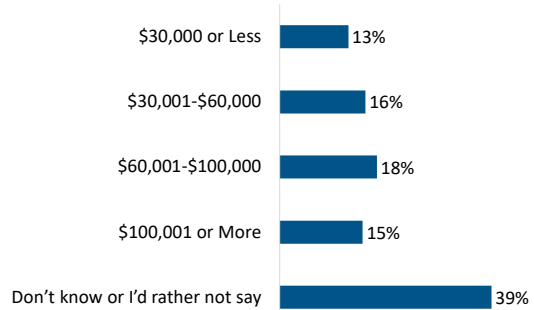
What is your race/ethnicity?



What is the main language you speak at home?

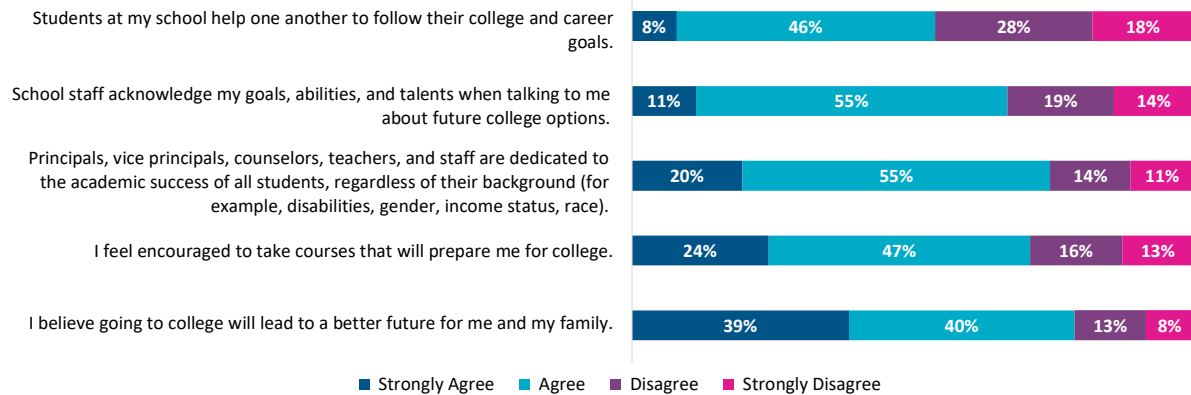


How much money do you think your family made (before taxes) during the past 12 months?



## Section 2: About Your School

Please select how much you agree with the following statements about your school.

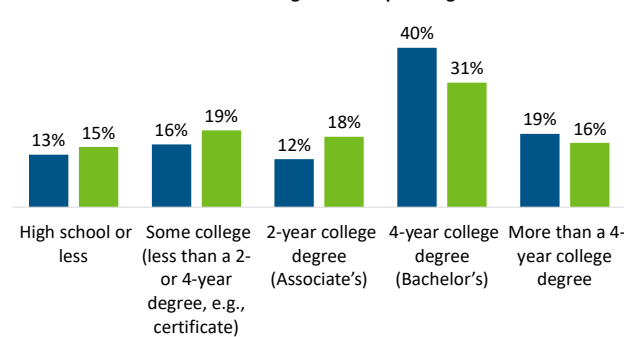


## Section 3: Educational Goals and Aspirations

Do you plan to continue your education after high school?



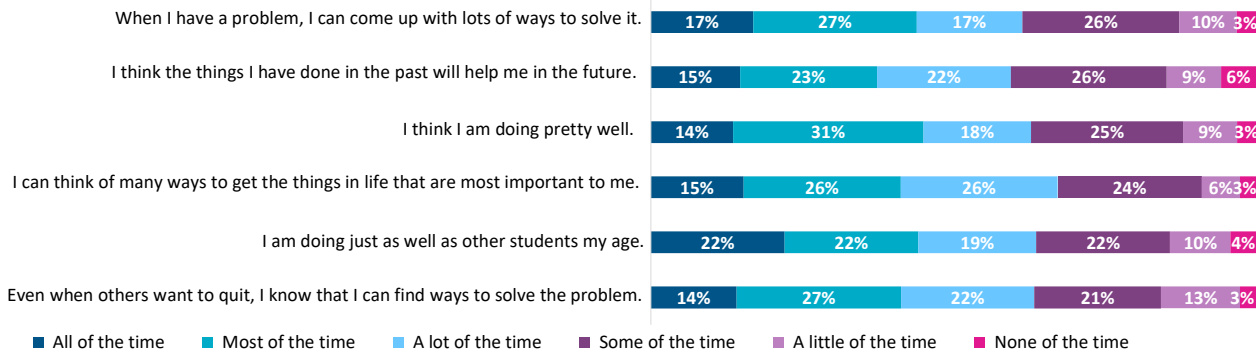
What is the highest level of education that you...  
 ■ would like to get? ■ expect to get?



What, if anything, may prevent you from continuing your education after high school?\*

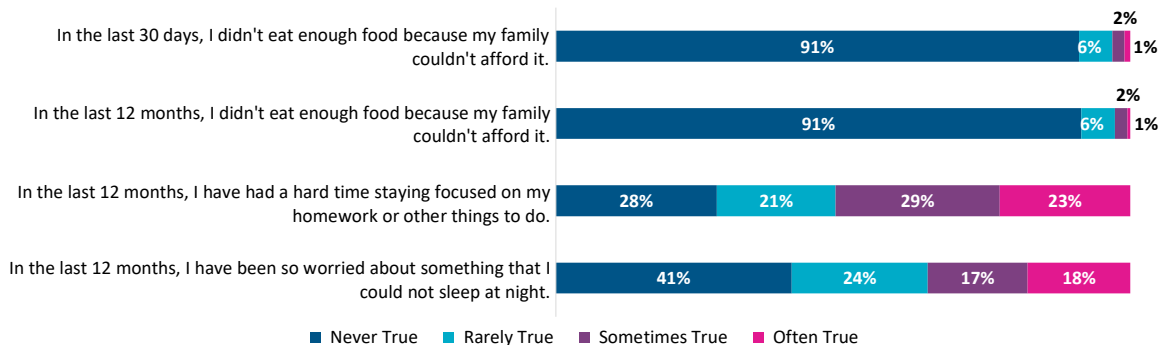
Concerns about COVID-19	63%
Family issues	138%
I need to work	288%
I plan to enlist in the military	81%
I want to work	325%
I won't receive/be eligible for enough financial aid	188%
It costs too much/I can't afford it	500%
My grades aren't good enough	231%
Other (please write in reason):	0%

Please read the following sentences below and think about how you are in most situations.



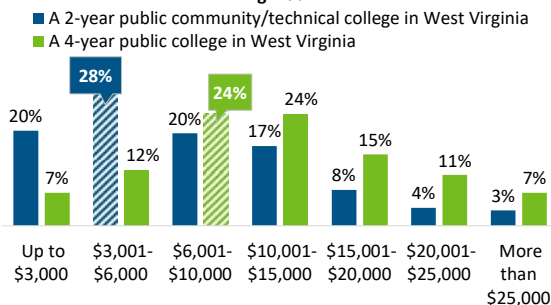


Please rate how much the following statements are true for you.

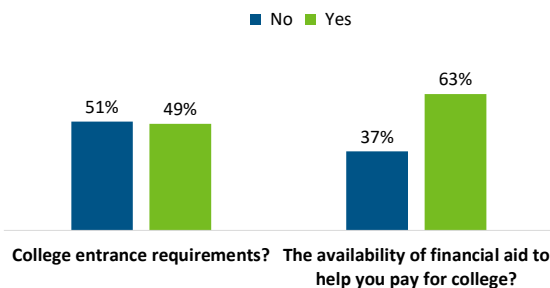


## Section 4: College Knowledge and Awareness

On average, how much do you think it costs for one year of in-state tuition to attend the following college options in West Virginia?<sup>^</sup>

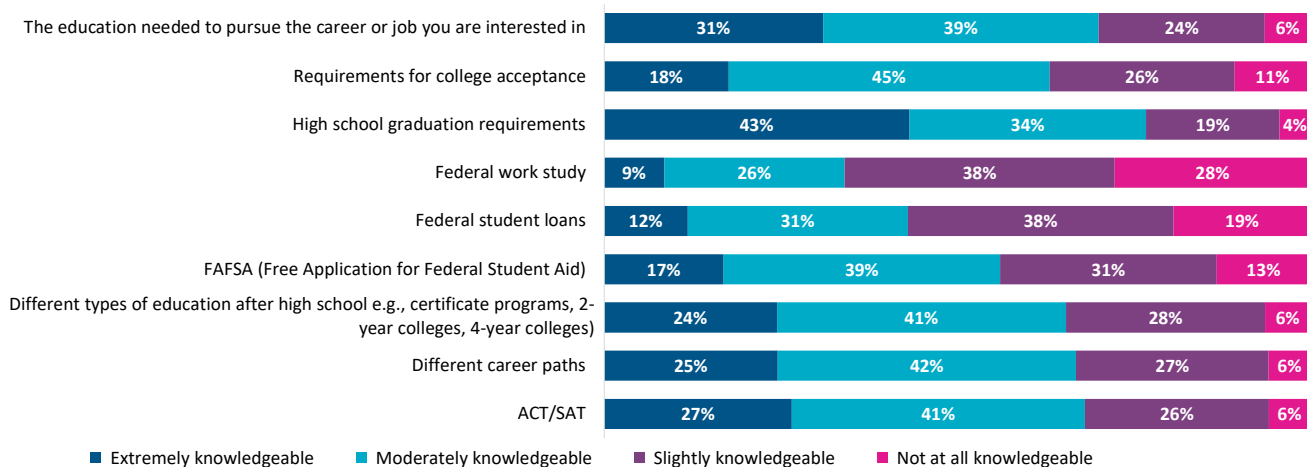


Has anyone from your school or GEAR UP ever spoken with you about...

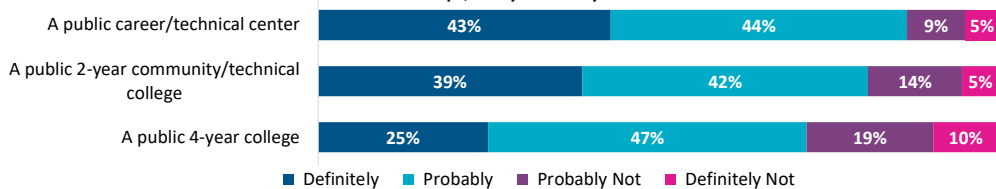


<sup>^</sup>The correct responses are indicated by pattern filled bar.

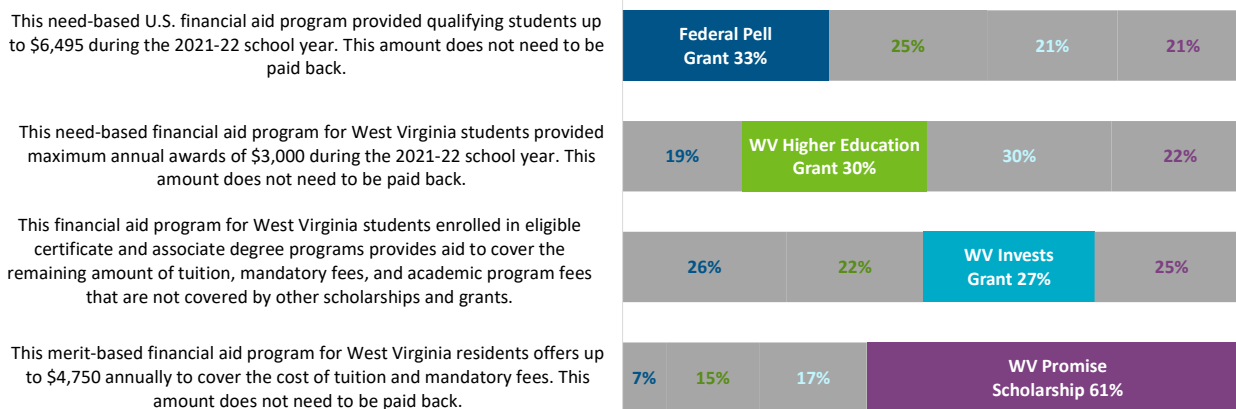
Please rate your level of knowledge about the following financial aid topics.



**Do you think that you could afford to attend one of the following types of colleges using financial aid, scholarships, and your family's resources?**



**Financial aid programs available to West Virginia Students<sup>^</sup>**



<sup>^</sup>The correct responses are indicated by filled bar.

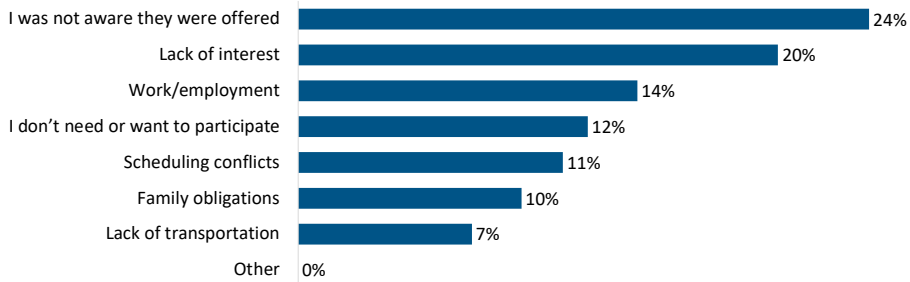
**Section 5: College and Career Activities and Services**

Have you participated in any of the activities below? If you did attend, how helpful was the activity in preparing you for your future?<sup>^</sup>

	extent participant found each of the following activities helpful					non-participation status		
	Extremely helpful	Moderately helpful	Slightly helpful	Not at all helpful	Number of participants	Not offered / does not apply	Offered, but I did not attend	Number of non-participants
Academic planning/career advising	20%	19%	48%	13%	97	64%	36%	88
Accessing CFWV.com portal	17%	17%	42%	24%	103	64%	36%	80
ACT/SAT preparation	18%	30%	41%	11%	105	45%	55%	77
Assistance with completing financial aid forms (FAFSA)	25%	23%	37%	15%	97	30%	70%	89
College Application and Exploration Week	23%	19%	44%	14%	84	66%	34%	103
College campus visits (virtual)	15%	27%	46%	13%	109	49%	51%	77
College Decision Day and/or other college acceptance events	22%	22%	40%	16%	90	59%	41%	95
Text for Success initiative	13%	22%	42%	23%	77	74%	26%	107

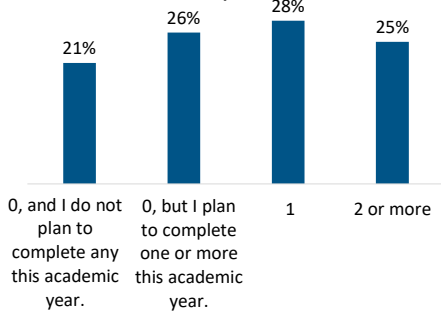
<sup>^</sup>Blue column percentages are based on those respondents who indicated participation in an activity. Pink column percentages are based on those respondents who indicated they did not participate in an activity.

**If you did not participate in one or more of these activities/services, why not?**

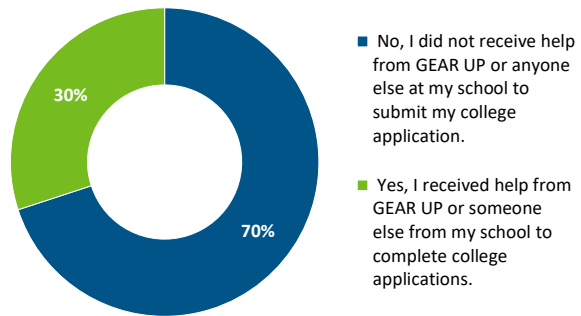


**Section 6: College Preparation Activities**

**How many college applications have you completed?**

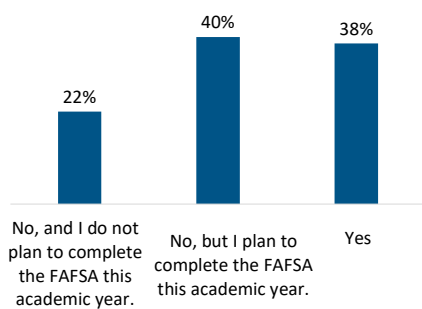


**Did you receive in-person and/or virtual help from GEAR UP or anyone else at your school to complete your college applications?<sup>^</sup>**

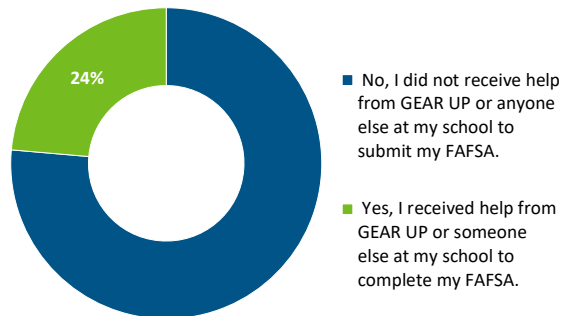


<sup>^</sup>Percentages are based on those students who completed an application or FAFSA.

**The Free Application for Federal Student Aid (FAFSA) is available to be completed. Have you completed your FAFSA yet?**

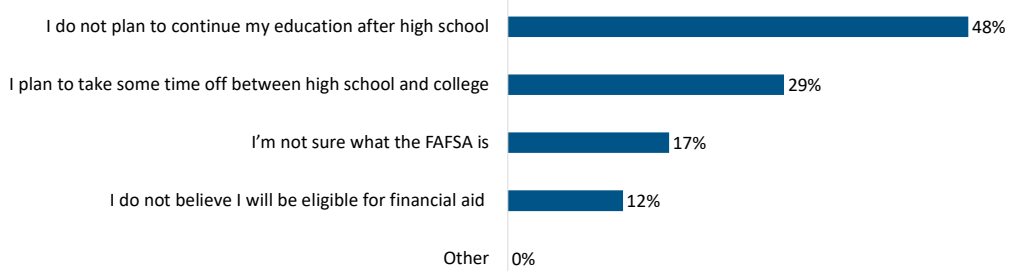


**Did you receive in-person and/or virtual help from GEAR UP or anyone else at your school to complete your FAFSA?<sup>^</sup>**

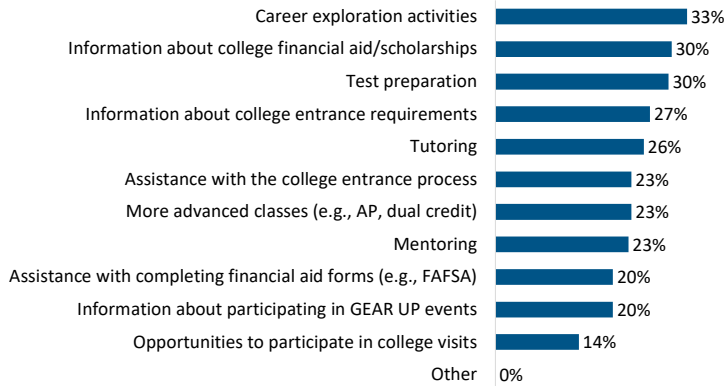


<sup>^</sup>Percentages are based on those students who completed an application or FAFSA.

**For those of you who selected No, and I do not plan to complete the FAFSA this academic year, what are the main reasons you do not plan to do so?\***



**Which of the following do you need from your school or GEAR UP to help you be more successful in school and more prepared for college?\***





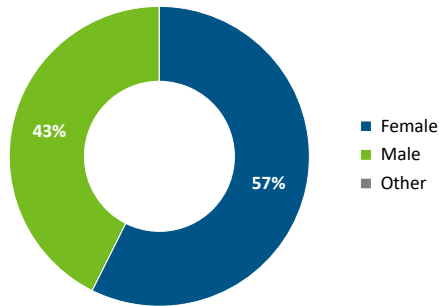
School Level Response Rates:	
Total Enrollment	83
Surveys Received	54
Response Rate	65%

School Name: **Tolsia High School**  
 Survey Type: **Grade 12 Survey Report**

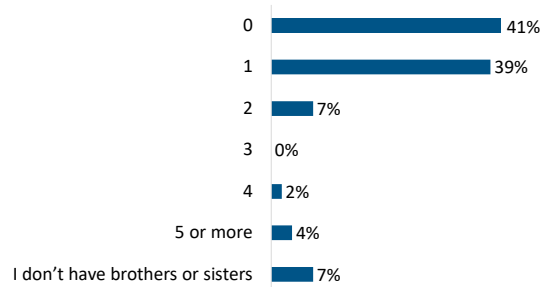
Notes: Throughout this report, all percentages are rounded to the nearest whole number; amounts lower than 0.5% are rounded down to 0%. An asterisk indicates a select all that apply question; amounts may exceed 100%.

## Section 1: Background/Demographics


What is your gender?



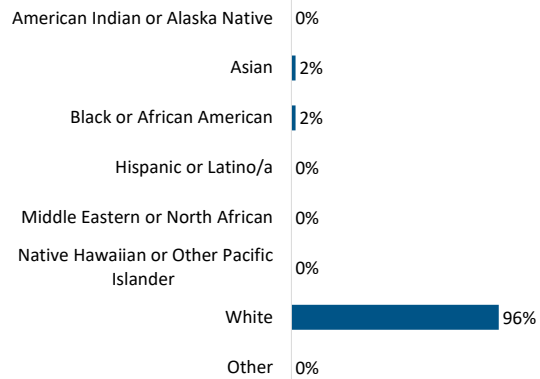
If you have brothers or sisters, how many have attended college in the past or are in college now?



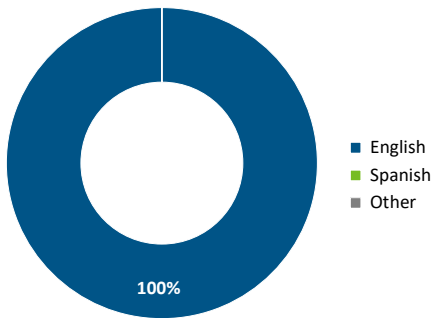
What is the highest level of education achieved by your parent(s)/guardian(s)?



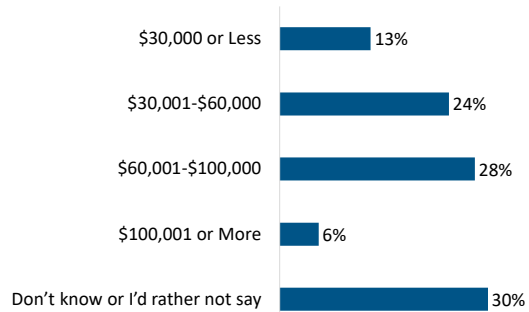
What is your race/ethnicity?



What is the main language you speak at home?

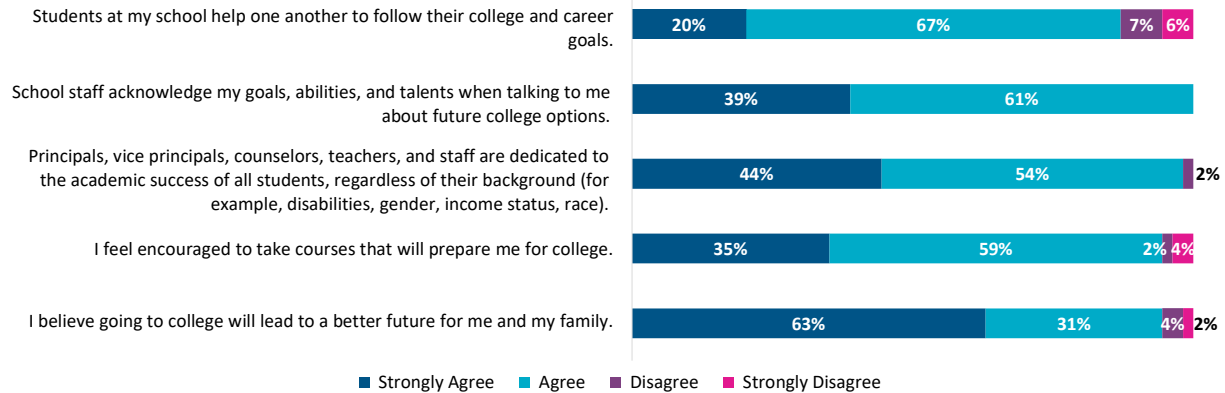


How much money do you think your family made (before taxes) during the past 12 months?



## Section 2: About Your School

Please select how much you agree with the following statements about your school.

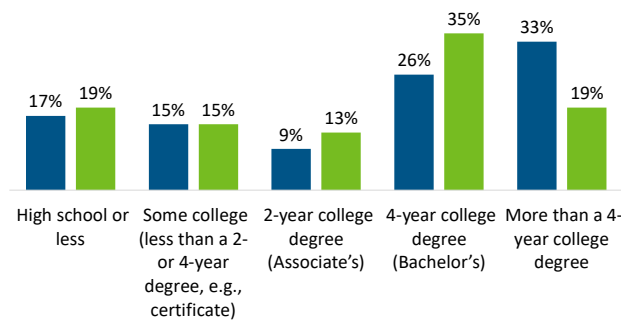


## Section 3: Educational Goals and Aspirations

Do you plan to continue your education after high school?



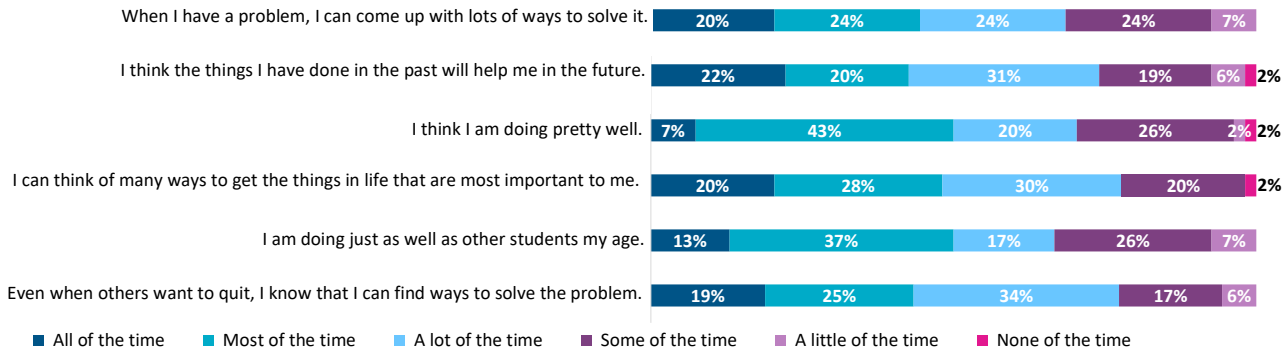
What is the highest level of education that you...  
 would like to get? expect to get?



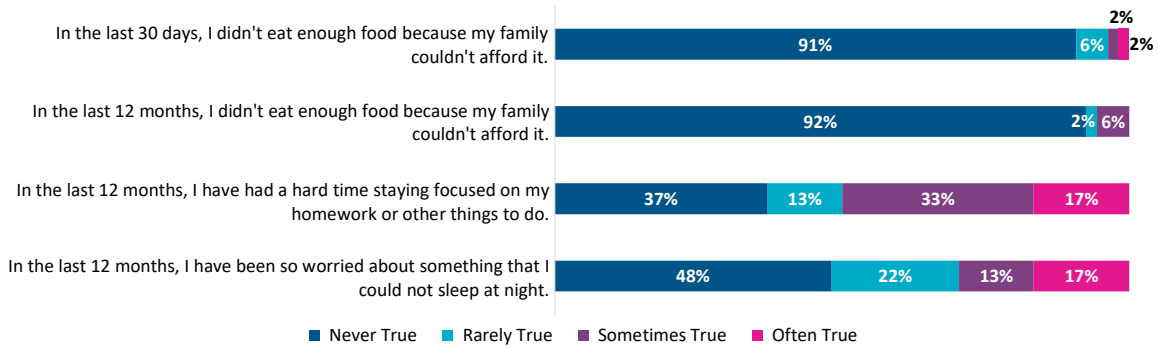
What, if anything, may prevent you from continuing your education after high school?\*

Concerns about COVID-19	6%
Family issues	15%
I need to work	37%
I plan to enlist in the military	2%
I want to work	41%
I won't receive/be eligible for enough financial aid	28%
It costs too much/I can't afford it	35%
My grades aren't good enough	15%
Other (please write in reason):	0%

Please read the following sentences below and think about how you are in most situations.



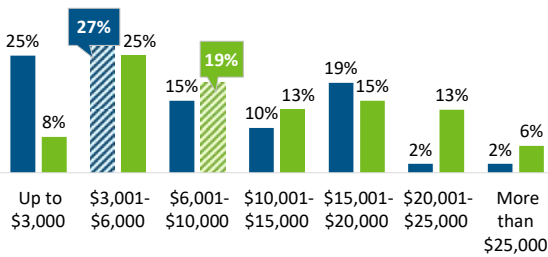
Please rate how much the following statements are true for you.



## Section 4: College Knowledge and Awareness

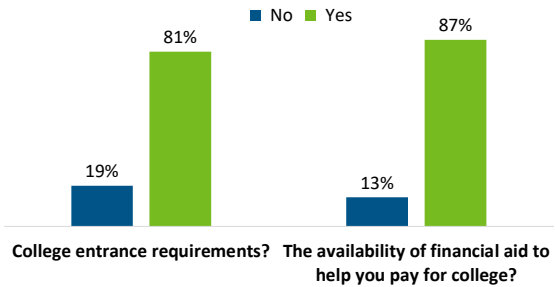
On average, how much do you think it costs for one year of in-state tuition to attend the following college options in West Virginia?<sup>^</sup>

■ A 2-year public community/technical college in West Virginia  
■ A 4-year public college in West Virginia

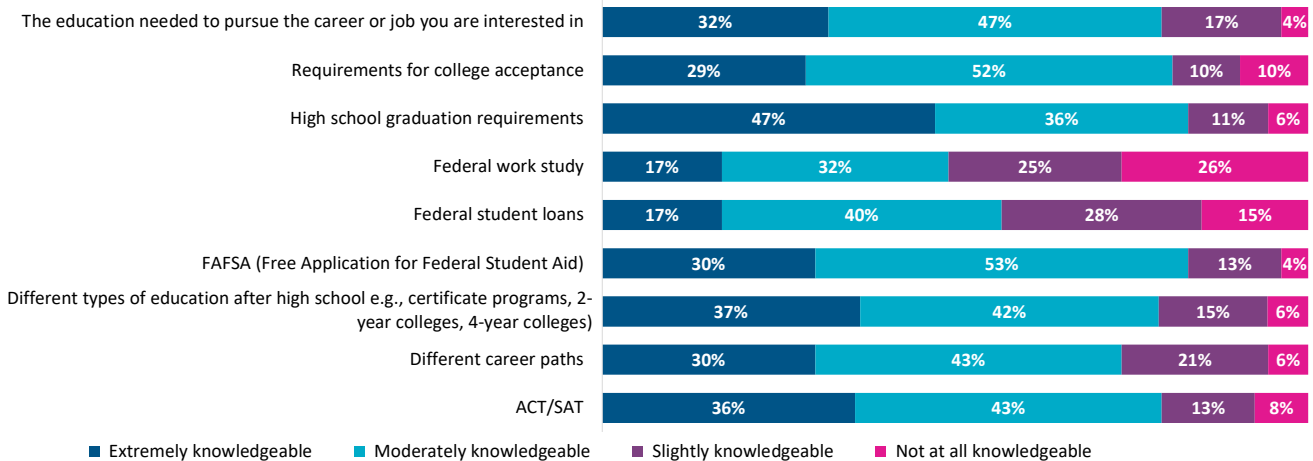


<sup>^</sup>The correct responses are indicated by pattern filled bar.

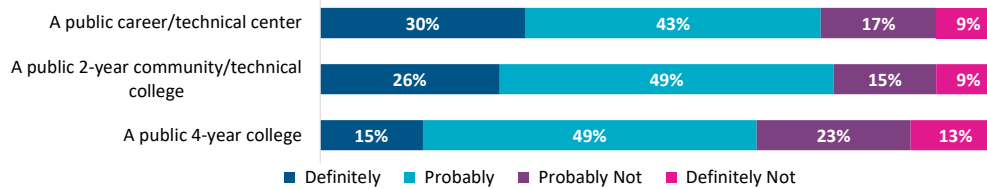
Has anyone from your school or GEAR UP ever spoken with you about...



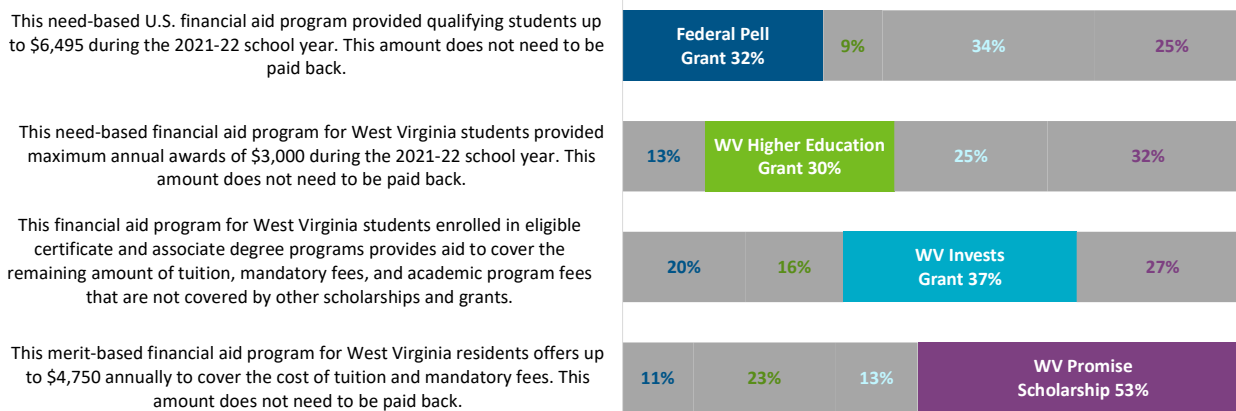
Please rate your level of knowledge about the following financial aid topics.



**Do you think that you could afford to attend one of the following types of colleges using financial aid, scholarships, and your family's resources?**



**Financial aid programs available to West Virginia Students<sup>^</sup>**



<sup>^</sup>The correct responses are indicated by filled bar.

**Section 5: College and Career Activities and Services**

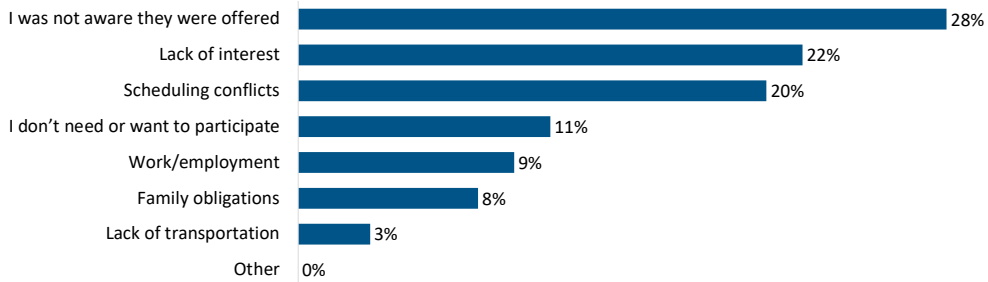
**Have you participated in any of the activities below? If you did attend, how helpful was the activity in preparing you for your future?<sup>^</sup>**

	extent participant found each of the following activities helpful					non-participation status		
	Extremely helpful	Moderately helpful	Slightly helpful	Not at all helpful	Number of participants	Not offered / does not apply	Offered, but I did not attend	Number of non-participants
Academic planning/career advising	24%	33%	39%	3%	33	65%	35%	20
Accessing CFWV.com portal	33%	30%	30%	6%	33	68%	32%	19
ACT/SAT preparation	21%	36%	38%	5%	39	57%	43%	14
Assistance with completing financial aid forms (FAFSA)	46%	32%	20%	2%	41	45%	55%	11
College Application and Exploration Week	22%	42%	28%	8%	36	47%	53%	17
College campus visits (virtual)	30%	30%	35%	5%	37	53%	47%	15
College Decision Day and/or other college acceptance events	26%	46%	26%	3%	35	56%	44%	18
Text for Success initiative	21%	14%	55%	10%	29	71%	29%	24

<sup>^</sup>Blue column percentages are based on those respondents who indicated participation in an activity. Pink column percentages are based on those respondents who indicated they did not participate in an activity.

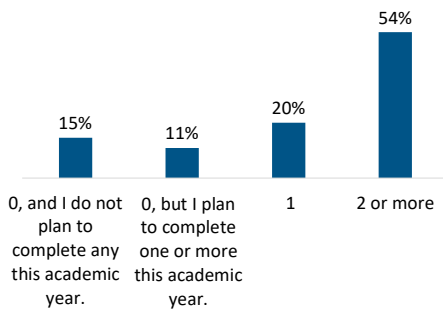


**If you did not participate in one or more of these activities/services, why not?**

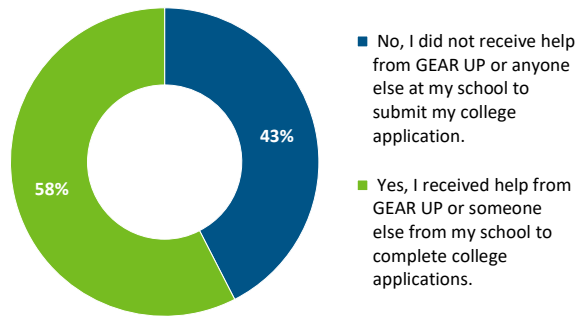


**Section 6: College Preparation Activities**

**How many college applications have you completed?**

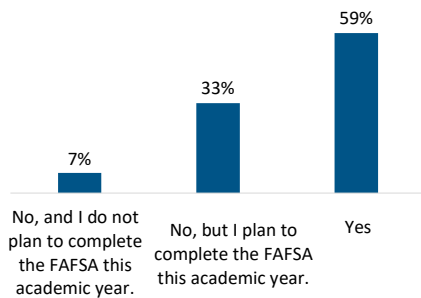


**Did you receive in-person and/or virtual help from GEAR UP or anyone else at your school to complete your college applications?^**

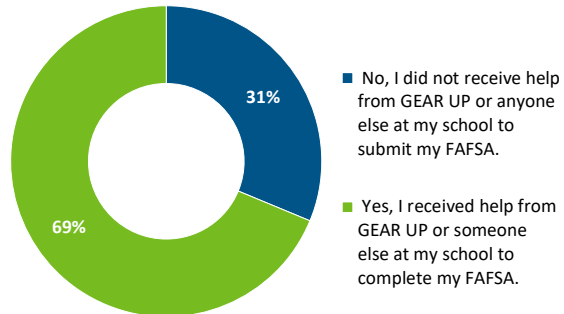


^Percentages are based on those students who completed an application or FAFSA.

**The Free Application for Federal Student Aid (FAFSA) is available to be completed. Have you completed your FAFSA yet?**

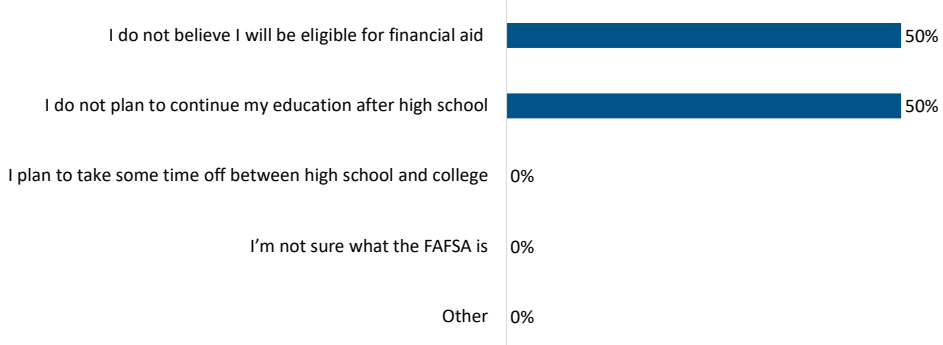


**Did you receive in-person and/or virtual help from GEAR UP or anyone else at your school to complete your FAFSA?^**




^Percentages are based on those students who completed an application or FAFSA.

**For those of you who selected No, and I do not plan to complete the FAFSA this academic year, what are the main reasons you do not plan to do so?\***



**Which of the following do you need from your school or GEAR UP to help you be more successful in school and more prepared for college?\***





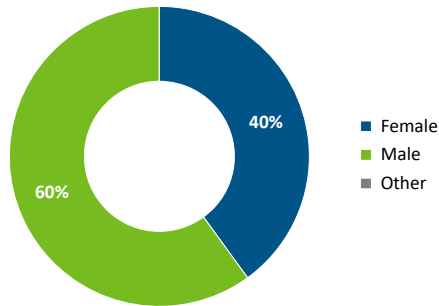
School Level Response Rates:	
Total Enrollment	71
Surveys Received	45
Response Rate	63%

School Name: **Tug Valley High School**  
 Survey Type: **Grade 12 Survey Report**

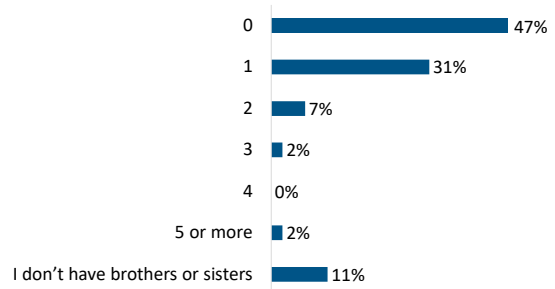
Notes: Throughout this report, all percentages are rounded to the nearest whole number; amounts lower than 0.5% are rounded down to 0%. An asterisk indicates a select all that apply question; amounts may exceed 100%.

## Section 1: Background/Demographics

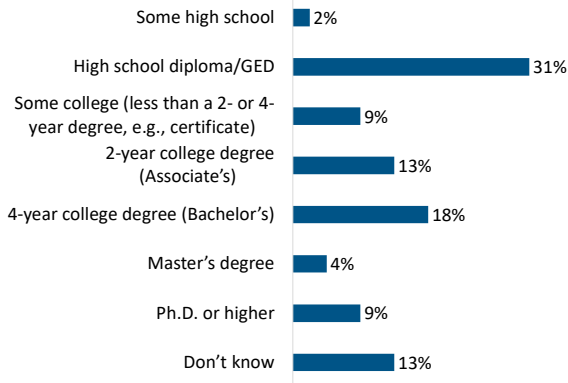
What is your gender?



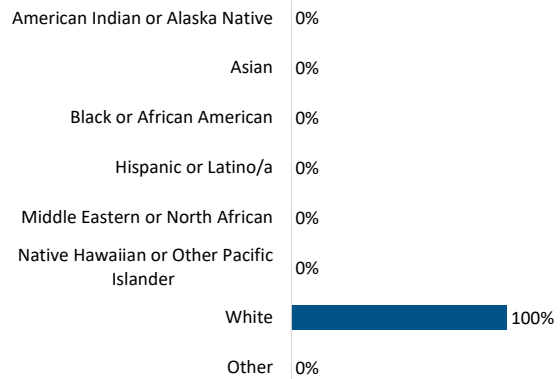
If you have brothers or sisters, how many have attended college in the past or are in college now?



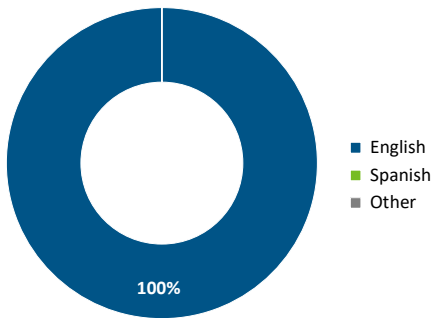
What is the highest level of education achieved by your parent(s)/guardian(s)?



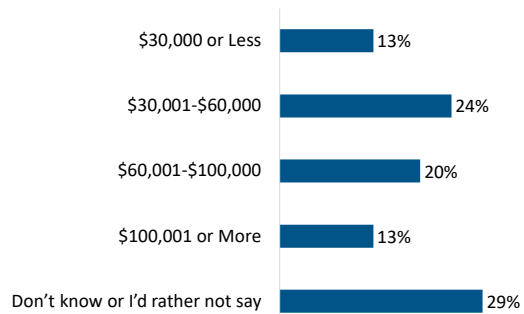
What is your race/ethnicity?



What is the main language you speak at home?

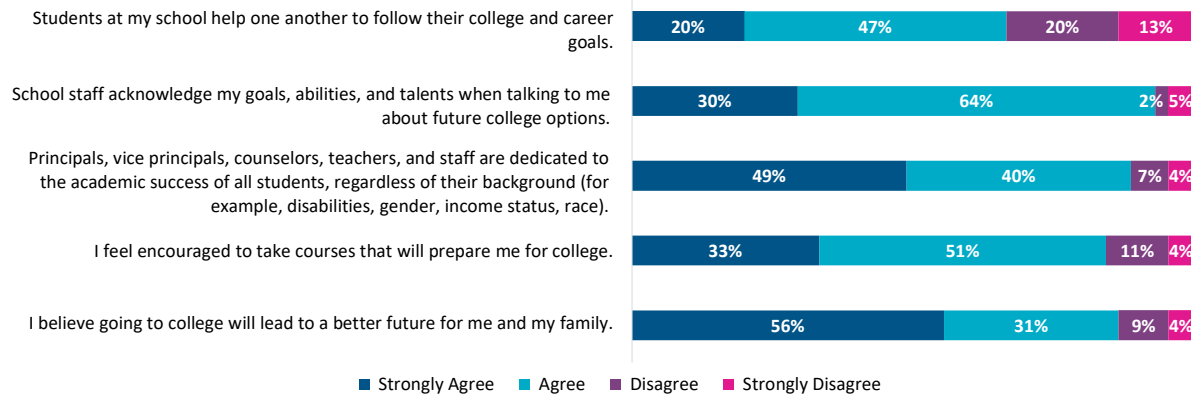


How much money do you think your family made (before taxes) during the past 12 months?



## Section 2: About Your School

Please select how much you agree with the following statements about your school.

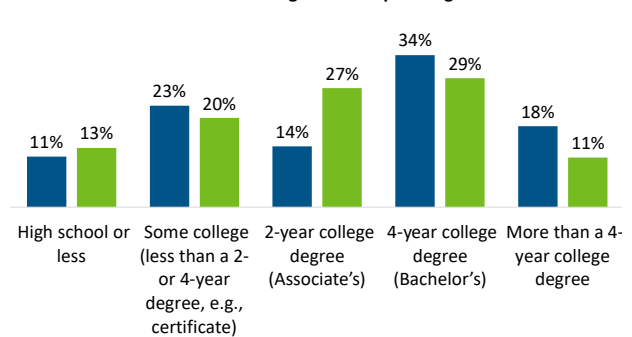


## Section 3: Educational Goals and Aspirations

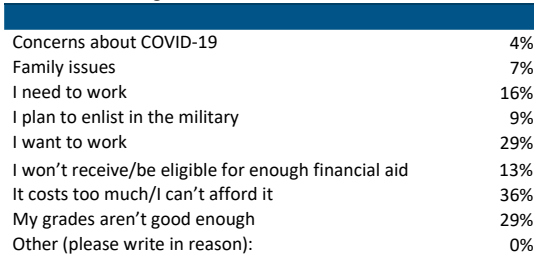
Do you plan to continue your education after high school?



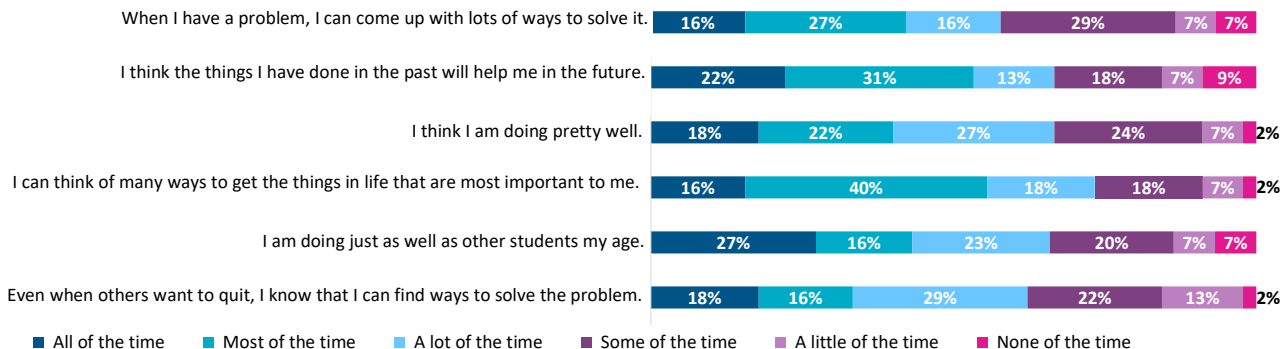
What is the highest level of education that you...  
 would like to get? expect to get?



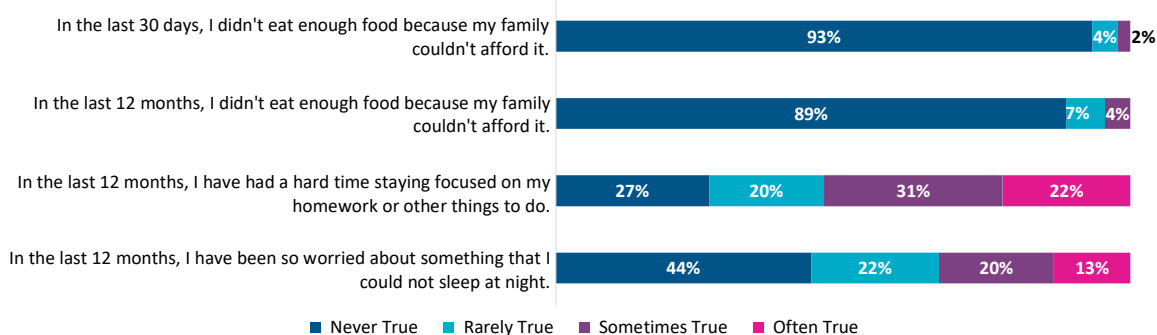
What, if anything, may prevent you from continuing your education after high school?\*



Please read the following sentences below and think about how you are in most situations.

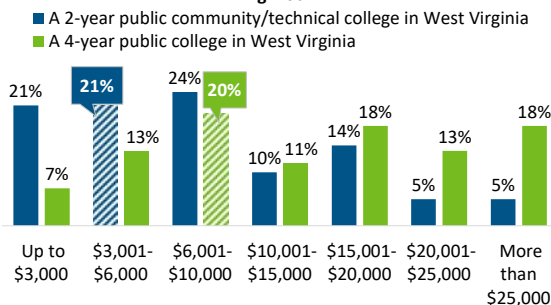


Please rate how much the following statements are true for you.

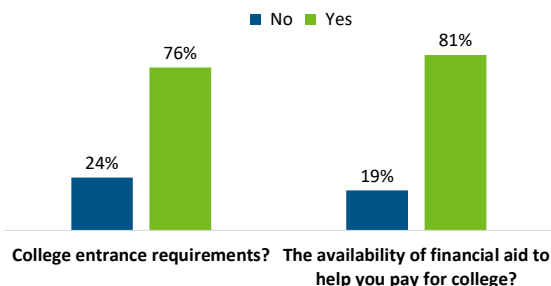


### Section 4: College Knowledge and Awareness

On average, how much do you think it costs for one year of in-state tuition to attend the following college options in West Virginia?<sup>^</sup>

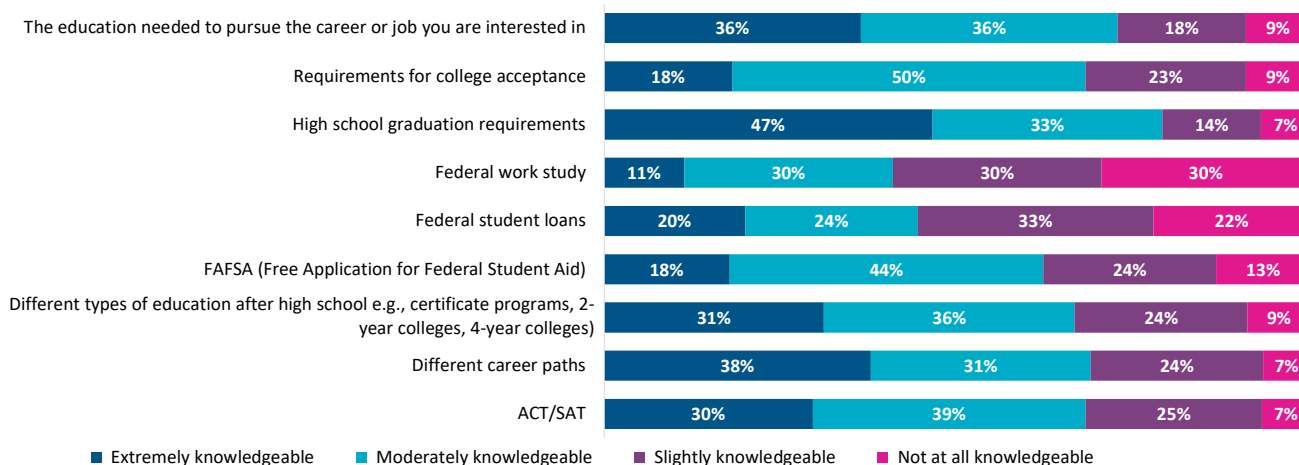


Has anyone from your school or GEAR UP ever spoken with you about...

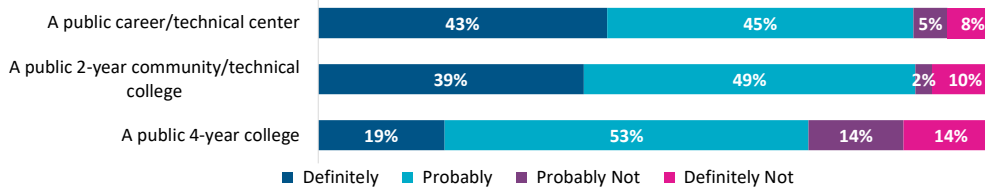


<sup>^</sup>The correct responses are indicated by pattern filled bar.

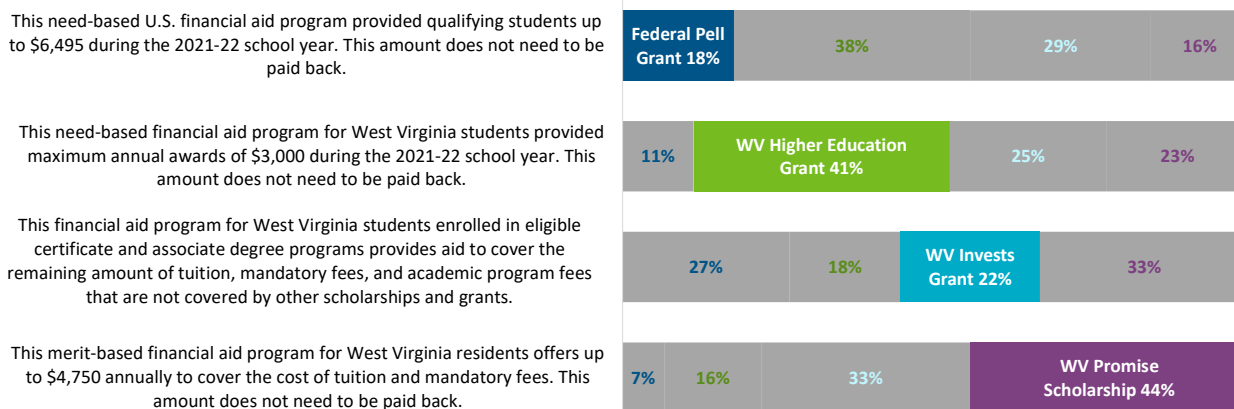
Please rate your level of knowledge about the following financial aid topics.



**Do you think that you could afford to attend one of the following types of colleges using financial aid, scholarships, and your family's resources?**



**Financial aid programs available to West Virginia Students<sup>^</sup>**



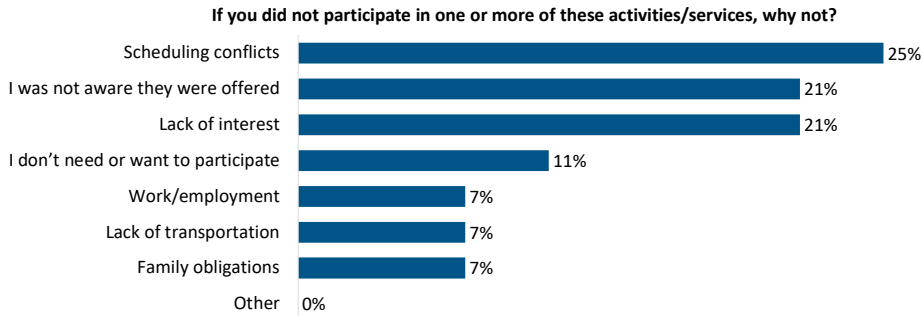
<sup>^</sup>The correct responses are indicated by filled bar.

**Section 5: College and Career Activities and Services**

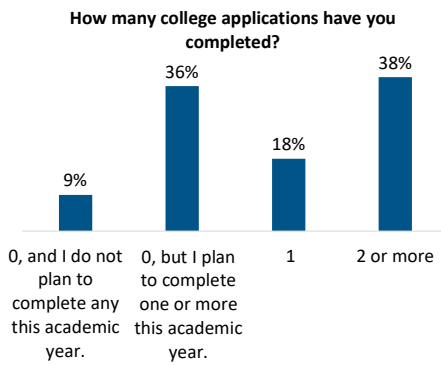
Have you participated in any of the activities below? If you did attend, how helpful was the activity in preparing you for your future?<sup>^</sup>

	extent participant found each of the following activities helpful					non-participation status		
	Extremely helpful	Moderately helpful	Slightly helpful	Not at all helpful	Number of participants	Not offered / does not apply	Offered, but I did not attend	Number of non-participants
Academic planning/career advising	27%	46%	23%	4%	26	44%	56%	18
Accessing CFWV.com portal	26%	43%	26%	4%	23	52%	48%	21
ACT/SAT preparation	38%	42%	19%	0%	26	44%	56%	18
Assistance with completing financial aid forms (FAFSA)	33%	56%	11%	0%	27	29%	71%	17
College Application and Exploration Week	31%	38%	25%	6%	16	59%	41%	29
College campus visits (virtual)	26%	39%	30%	4%	23	52%	48%	21
College Decision Day and/or other college acceptance events	33%	38%	24%	5%	21	52%	48%	23
Text for Success initiative	26%	37%	37%	0%	19	56%	44%	25

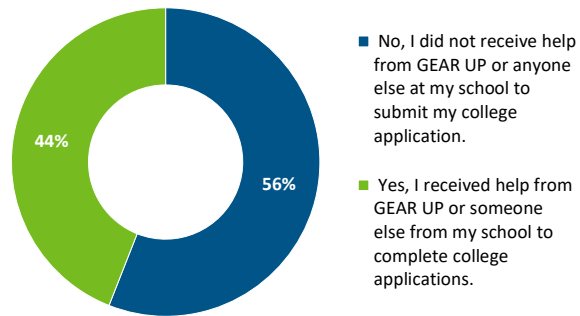
<sup>^</sup>Blue column percentages are based on those respondents who indicated participation in an activity. Pink column percentages are based on those respondents who indicated they did not participate in an activity.



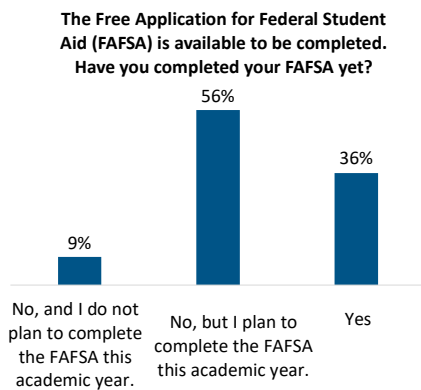
## Section 6: College Preparation Activities



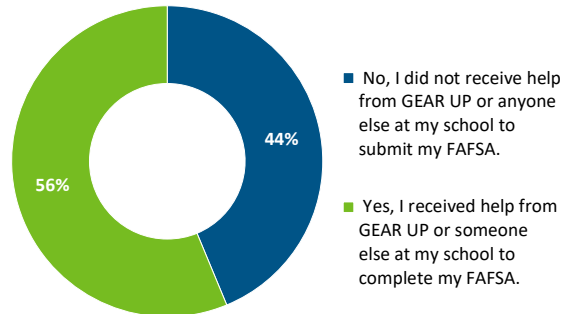
**Did you receive in-person and/or virtual help from GEAR UP or anyone else at your school to complete your college applications?<sup>^</sup>**



<sup>^</sup>Percentages are based on those students who completed an application or FAFSA.

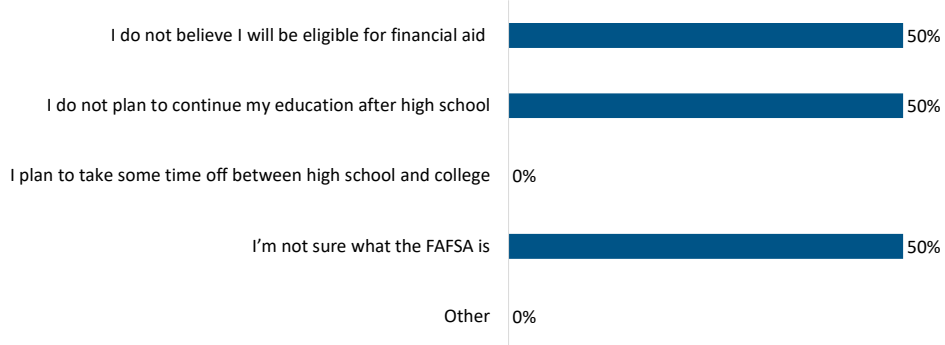


**Did you receive in-person and/or virtual help from GEAR UP or anyone else at your school to complete your FAFSA?<sup>^</sup>**

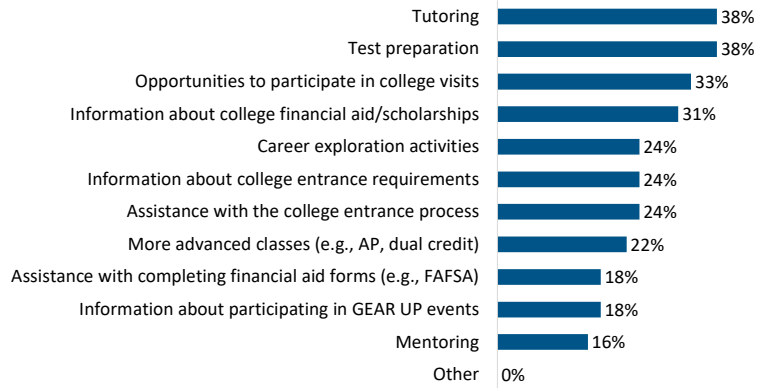


<sup>^</sup>Percentages are based on those students who completed an application or FAFSA.

**For those of you who selected No, and I do not plan to complete the FAFSA this academic year, what are the main reasons you do not plan to do so?\***



**Which of the following do you need from your school or GEAR UP to help you be more successful in school and more prepared for college?\***







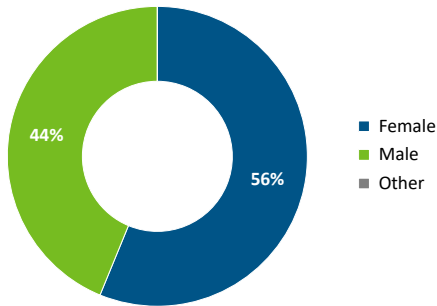
School Level Response Rates:	
Total Enrollment	25
Surveys Received	16
Response Rate	64%

School Name: Van Jr/Sr High School  
 Survey Type: Grade 12 Survey Report

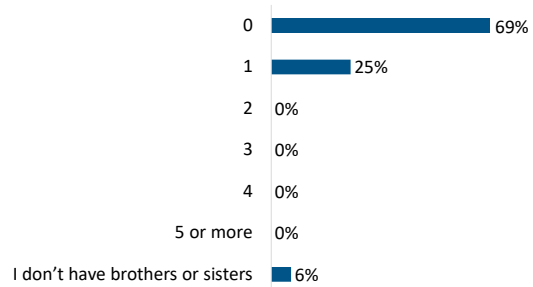
Notes: Throughout this report, all percentages are rounded to the nearest whole number; amounts lower than 0.5% are rounded down to 0%. An asterisk indicates a select all that apply question; amounts may exceed 100%.

## Section 1: Background/Demographics


What is your gender?



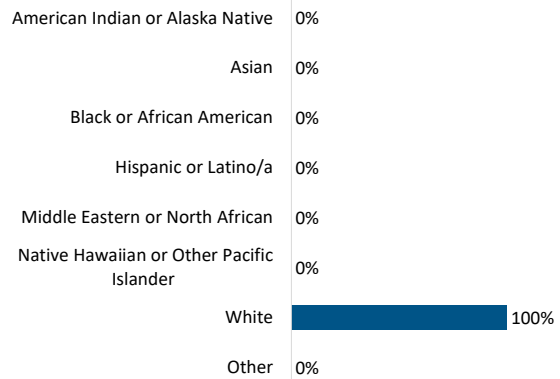
If you have brothers or sisters, how many have attended college in the past or are in college now?



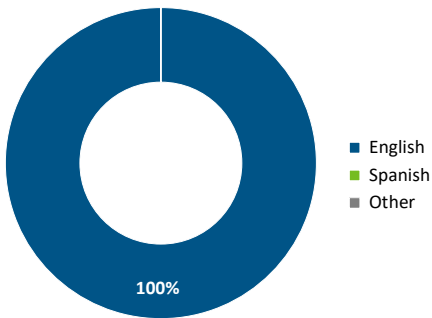
What is the highest level of education achieved by your parent(s)/guardian(s)?



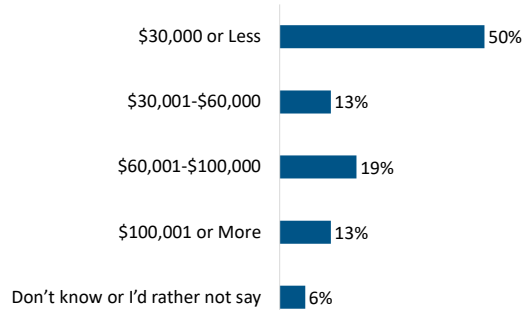
What is your race/ethnicity?



What is the main language you speak at home?

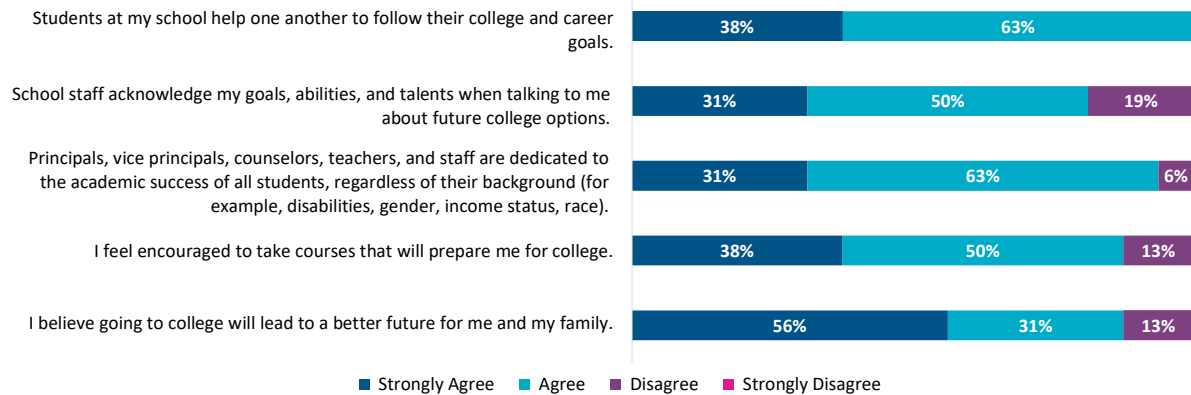


How much money do you think your family made (before taxes) during the past 12 months?



## Section 2: About Your School

Please select how much you agree with the following statements about your school.



## Section 3: Educational Goals and Aspirations

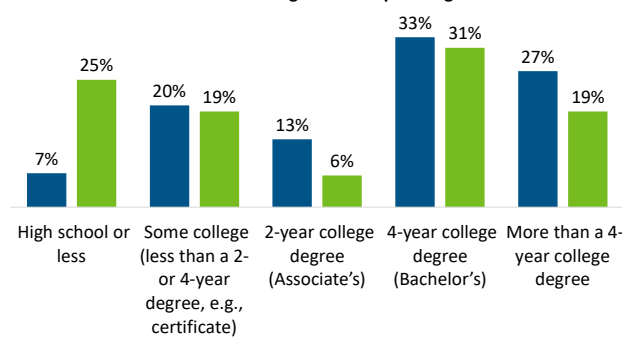
Do you plan to continue your education after high school?



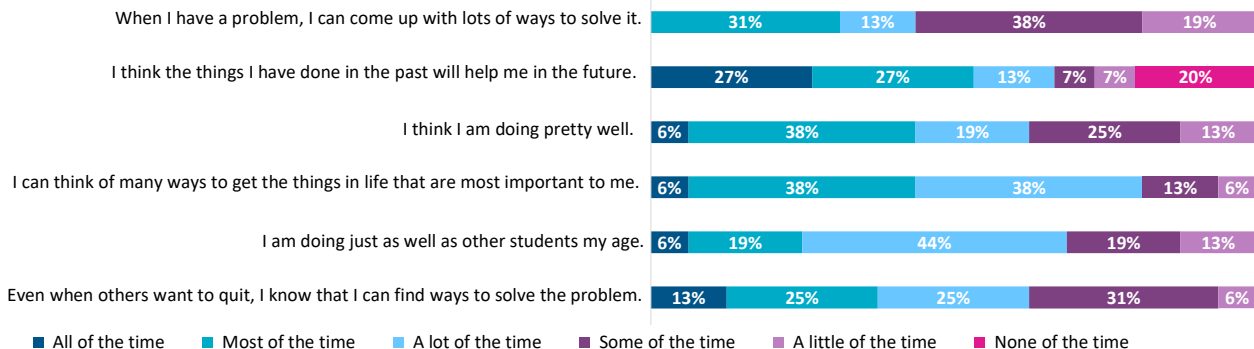
What, if anything, may prevent you from continuing your education after high school?\*

Concerns about COVID-19	6%
Family issues	19%
I need to work	6%
I plan to enlist in the military	6%
I want to work	31%
I won't receive/be eligible for enough financial aid	19%
It costs too much/I can't afford it	69%
My grades aren't good enough	6%
Other (please write in reason):	0%

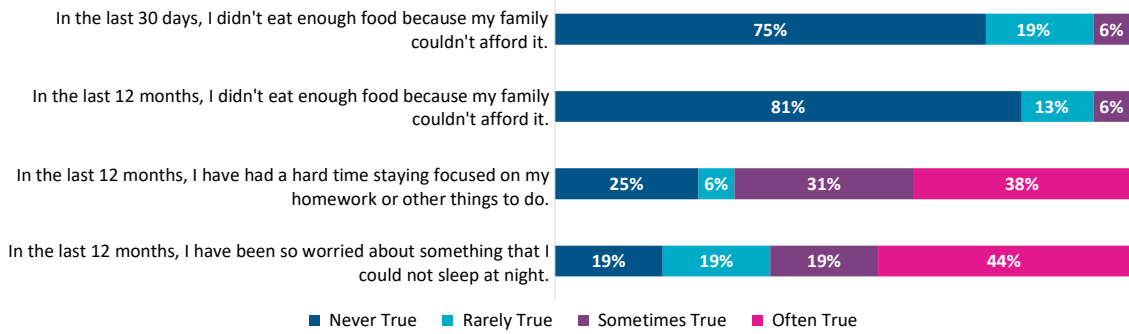
What is the highest level of education that you...  
 would like to get? expect to get?



Please read the following sentences below and think about how you are in most situations.

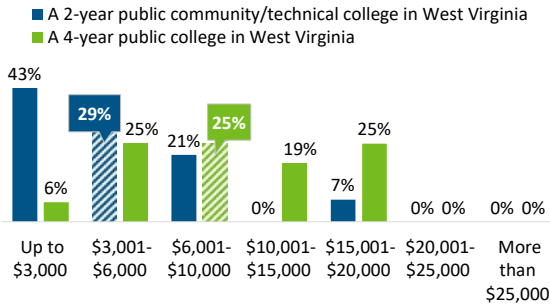


Please rate how much the following statements are true for you.



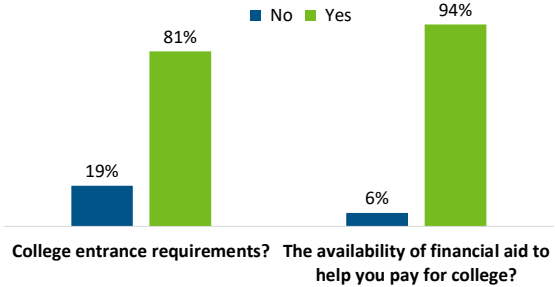
## Section 4: College Knowledge and Awareness

On average, how much do you think it costs for one year of in-state tuition to attend the following college options in West Virginia?<sup>^</sup>

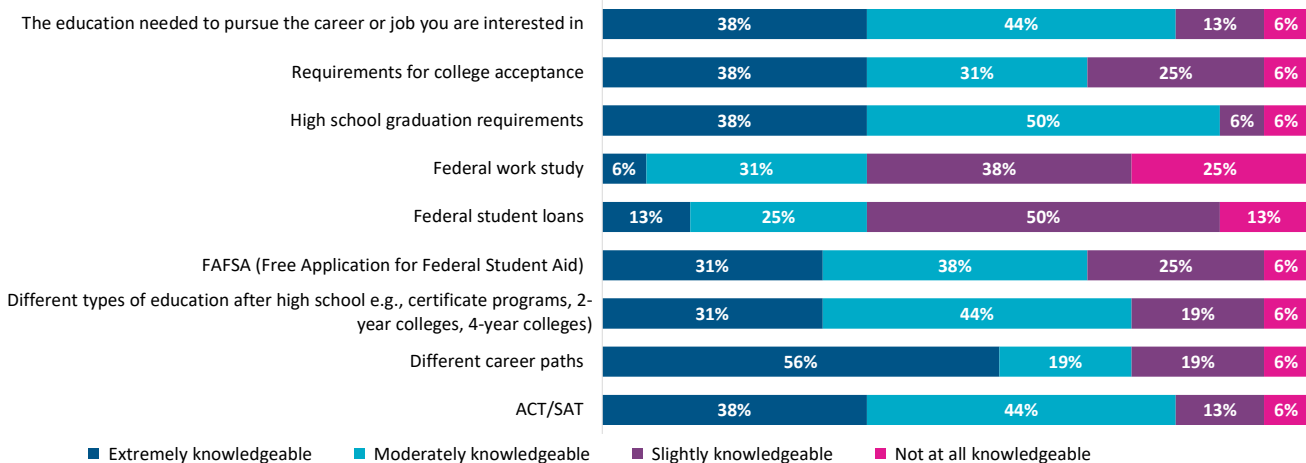


<sup>^</sup>The correct responses are indicated by pattern filled bar.

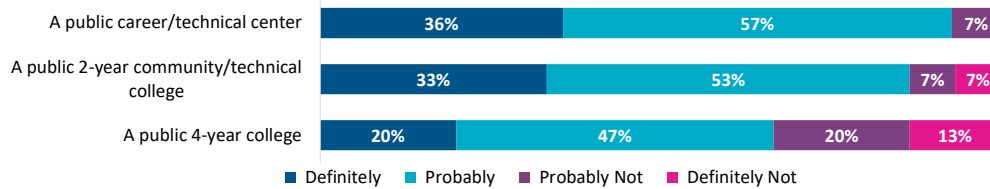
Has anyone from your school or GEAR UP ever spoken with you about...



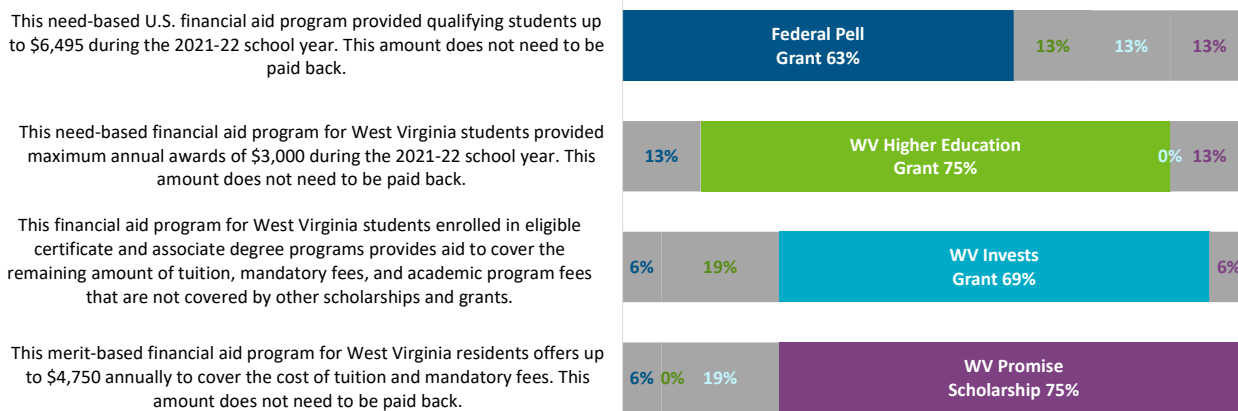
Please rate your level of knowledge about the following financial aid topics.



**Do you think that you could afford to attend one of the following types of colleges using financial aid, scholarships, and your family's resources?**



**Financial aid programs available to West Virginia Students<sup>^</sup>**



<sup>^</sup>The correct responses are indicated by filled bar.

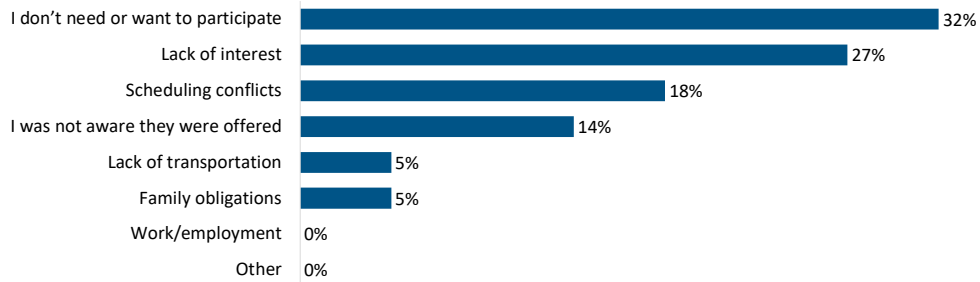
**Section 5: College and Career Activities and Services**

**Have you participated in any of the activities below? If you did attend, how helpful was the activity in preparing you for your future?<sup>^</sup>**

	extent participant found each of the following activities helpful					non-participation status		
	Extremely helpful	Moderately helpful	Slightly helpful	Not at all helpful	Number of participants	Not offered / does not apply	Offered, but I did not attend	Number of non-participants
Academic planning/career advising	17%	33%	50%	0%	6	67%	33%	9
Accessing CFWV.com portal	42%	8%	42%	8%	12	25%	75%	4
ACT/SAT preparation	44%	0%	44%	11%	9	29%	71%	7
Assistance with completing financial aid forms (FAFSA)	73%	18%	9%	0%	11	25%	75%	4
College Application and Exploration Week	18%	36%	36%	9%	11	50%	50%	4
College campus visits (virtual)	27%	9%	64%	0%	11	60%	40%	5
College Decision Day and/or other college acceptance events	30%	20%	40%	10%	10	83%	17%	6
Text for Success initiative	20%	0%	80%	0%	5	64%	36%	11

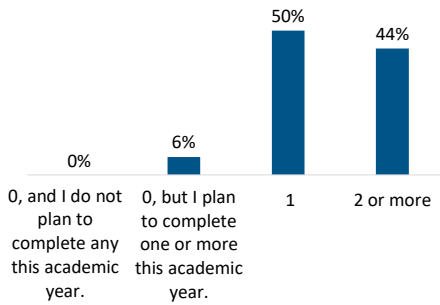
<sup>^</sup>Blue column percentages are based on those respondents who indicated participation in an activity. Pink column percentages are based on those respondents who indicated they did not participate in an activity.

**If you did not participate in one or more of these activities/services, why not?**

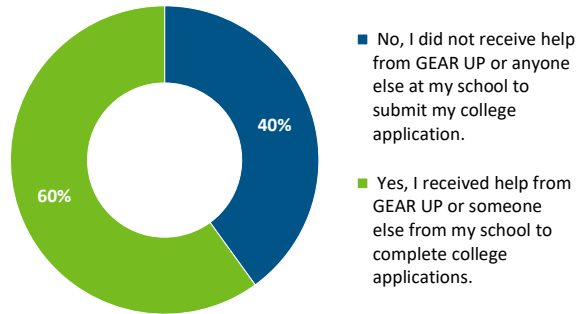


**Section 6: College Preparation Activities**

**How many college applications have you completed?**

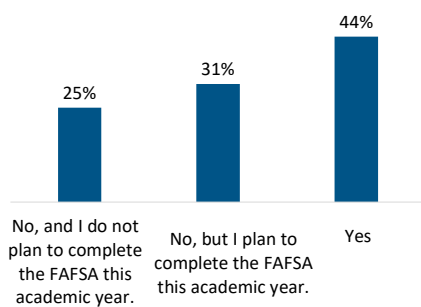


**Did you receive in-person and/or virtual help from GEAR UP or anyone else at your school to complete your college applications?^**

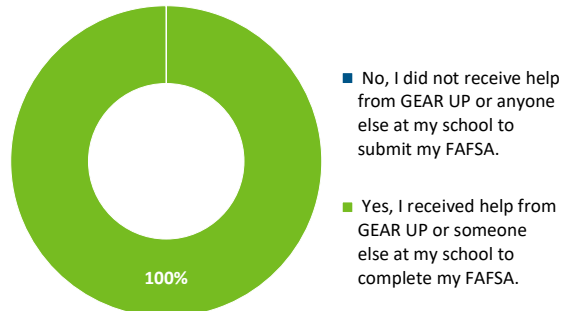


^Percentages are based on those students who completed an application or FAFSA.

**The Free Application for Federal Student Aid (FAFSA) is available to be completed. Have you completed your FAFSA yet?**

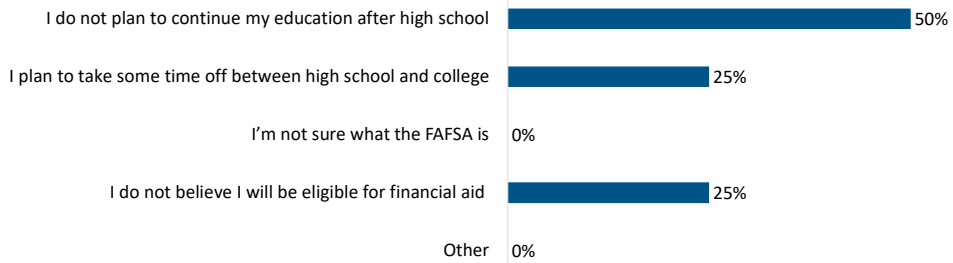


**Did you receive in-person and/or virtual help from GEAR UP or anyone else at your school to complete your FAFSA?^**

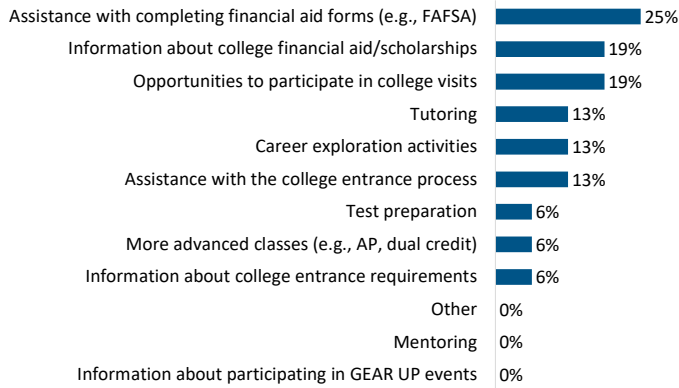


^Percentages are based on those students who completed an application or FAFSA.

**For those of you who selected No, and I do not plan to complete the FAFSA this academic year, what are the main reasons you do not plan to do so?\***



**Which of the following do you need from your school or GEAR UP to help you be more successful in school and more prepared for college?\***





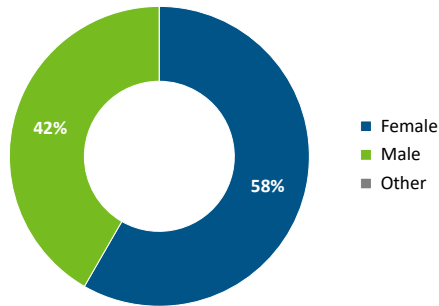
School Level Response Rates:	
Total Enrollment	61
Surveys Received	37
Response Rate	61%

School Name: **Wahama Jr/Sr High School**  
 Survey Type: **Grade 12 Survey Report**

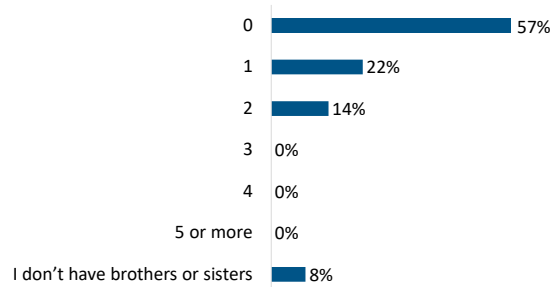
Notes: Throughout this report, all percentages are rounded to the nearest whole number; amounts lower than 0.5% are rounded down to 0%. An asterisk indicates a select all that apply question; amounts may exceed 100%.

## Section 1: Background/Demographics


What is your gender?



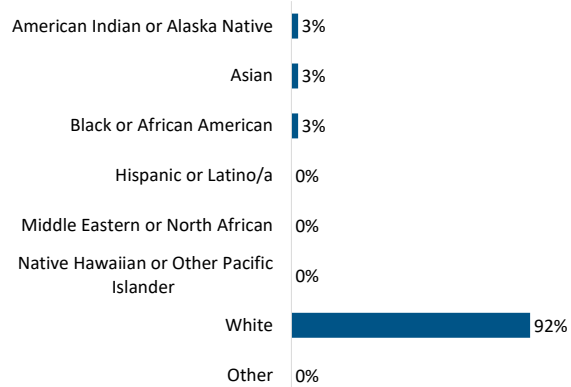
If you have brothers or sisters, how many have attended college in the past or are in college now?



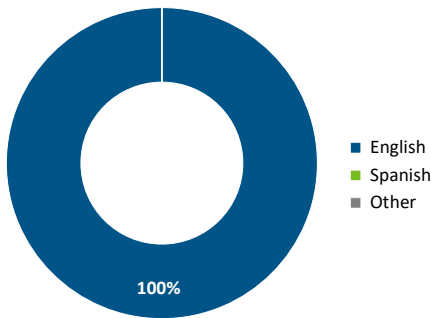
What is the highest level of education achieved by your parent(s)/guardian(s)?



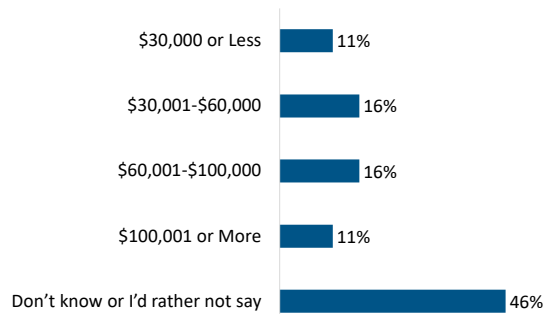
What is your race/ethnicity?



What is the main language you speak at home?

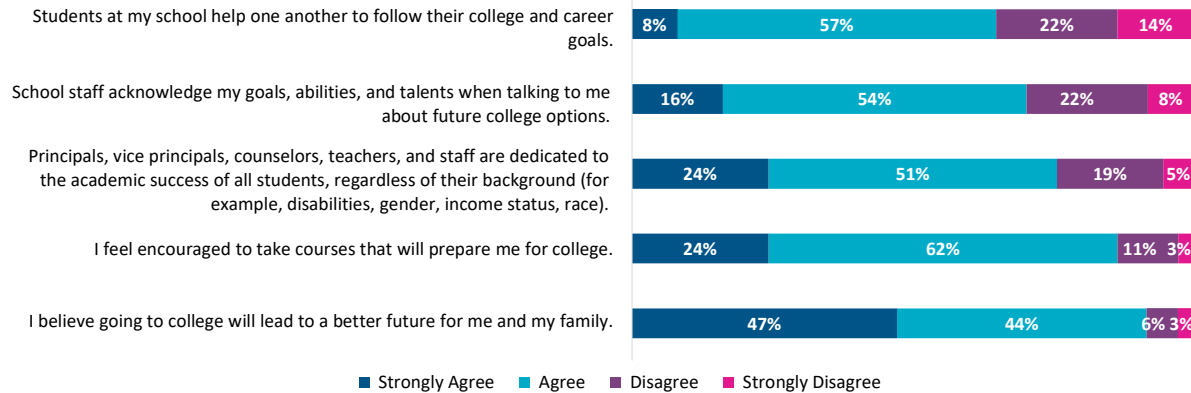


How much money do you think your family made (before taxes) during the past 12 months?



## Section 2: About Your School

Please select how much you agree with the following statements about your school.

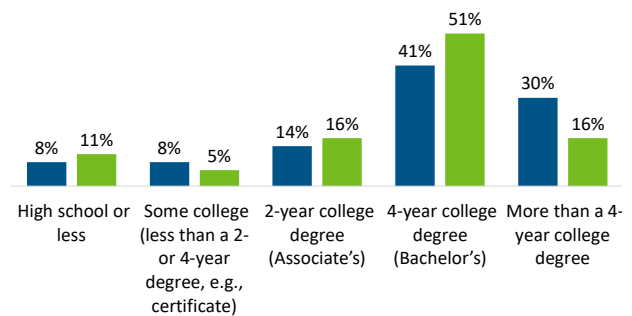


## Section 3: Educational Goals and Aspirations

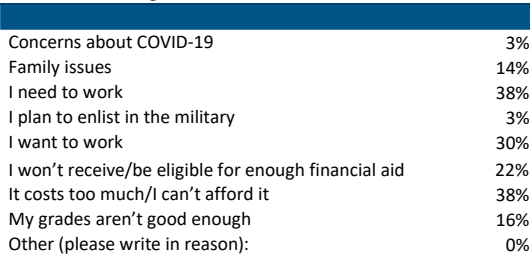
Do you plan to continue your education after high school?



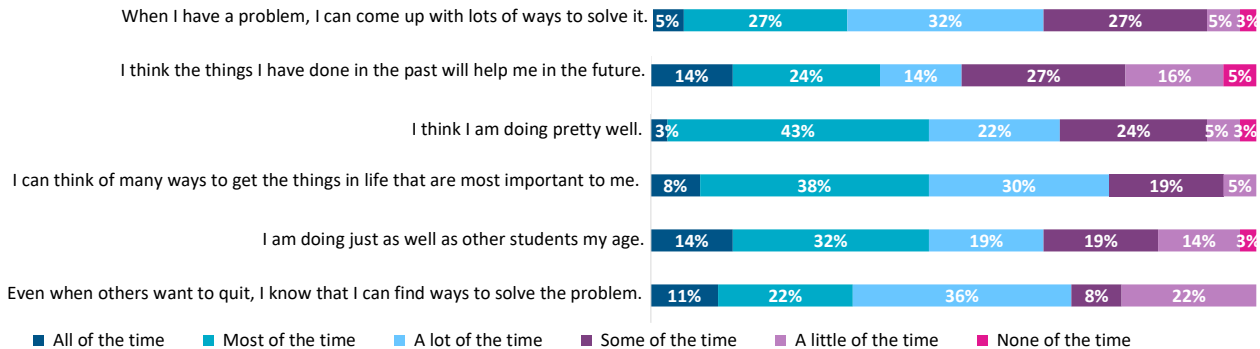
What is the highest level of education that you...  
 ■ would like to get? ■ expect to get?



What, if anything, may prevent you from continuing your education after high school?\*

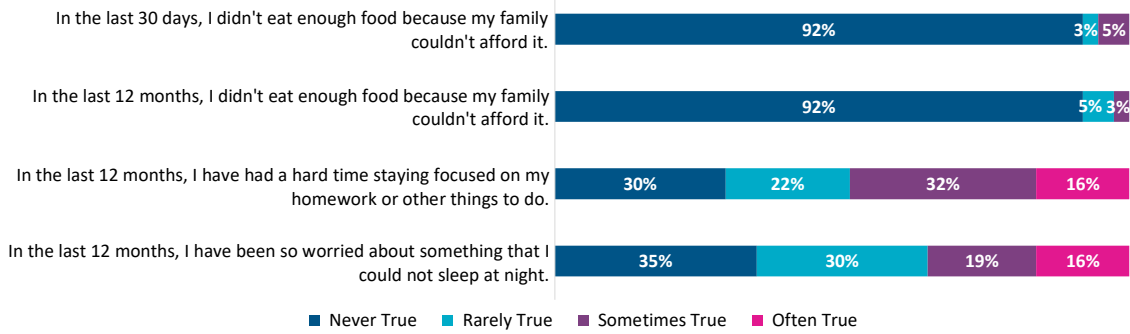


Please read the following sentences below and think about how you are in most situations.





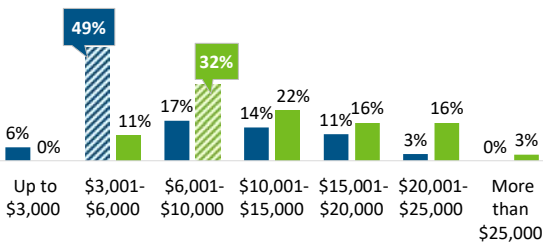
Please rate how much the following statements are true for you.



## Section 4: College Knowledge and Awareness

On average, how much do you think it costs for one year of in-state tuition to attend the following college options in West Virginia?<sup>^</sup>

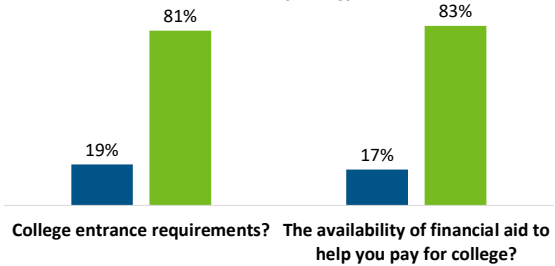
■ A 2-year public community/technical college in West Virginia  
■ A 4-year public college in West Virginia



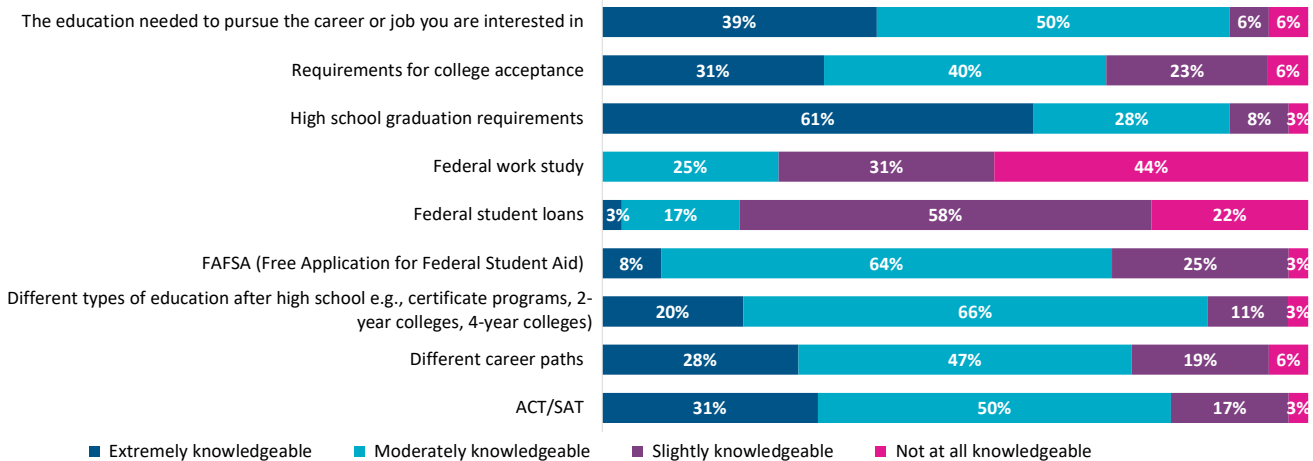
<sup>^</sup>The correct responses are indicated by pattern filled bar.

Has anyone from your school or GEAR UP ever spoken with you about...

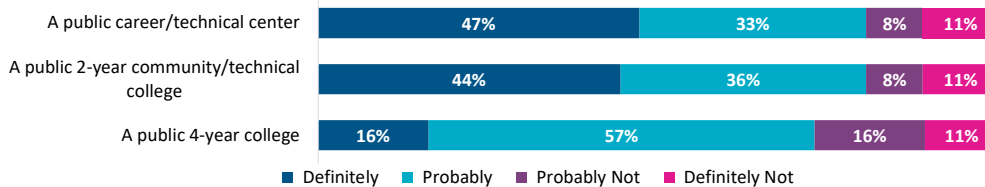
■ No ■ Yes



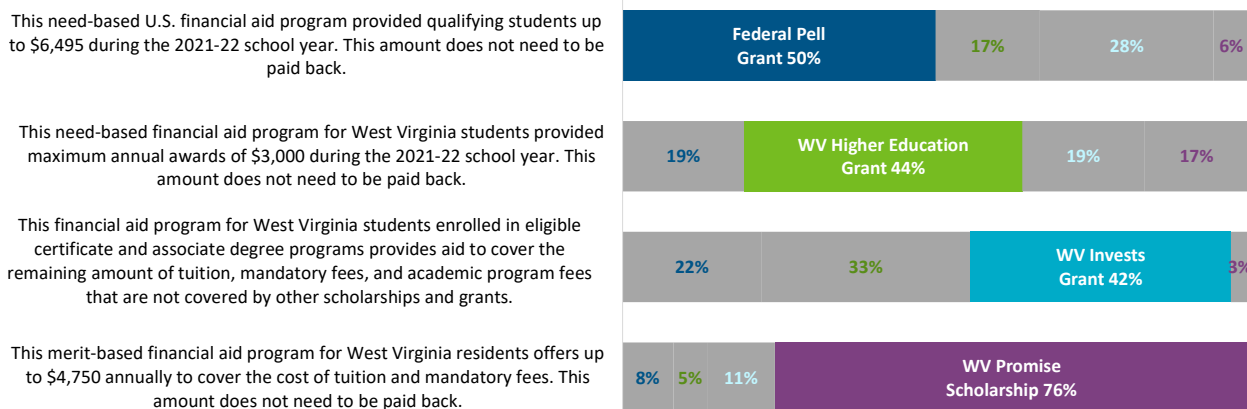
Please rate your level of knowledge about the following financial aid topics.



**Do you think that you could afford to attend one of the following types of colleges using financial aid, scholarships, and your family's resources?**



**Financial aid programs available to West Virginia Students<sup>^</sup>**



<sup>^</sup>The correct responses are indicated by filled bar.

**Section 5: College and Career Activities and Services**

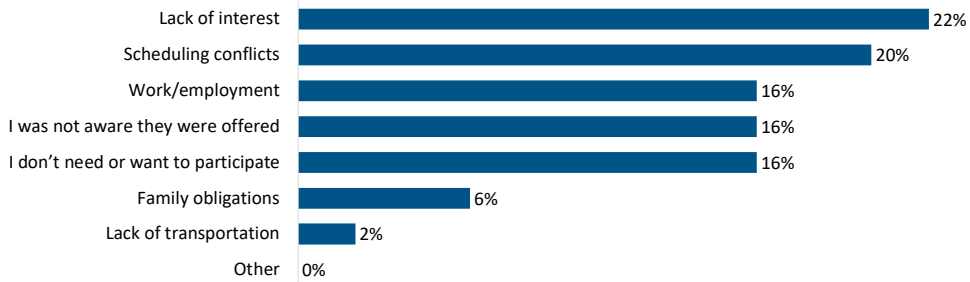
**Have you participated in any of the activities below? If you did attend, how helpful was the activity in preparing you for your future?<sup>^</sup>**

*extent participant found each of the following activities helpful*      *non-participation status*

					Number of participants	non-participation status		
	Extremely helpful	Moderately helpful	Slightly helpful	Not at all helpful		Not offered / does not apply	Offered, but I did not attend	Number of non-participants
Academic planning/career advising	21%	21%	38%	21%	24	55%	45%	11
Accessing CFWV.com portal	9%	27%	50%	14%	22	54%	46%	13
ACT/SAT preparation	9%	41%	45%	5%	22	38%	62%	13
Assistance with completing financial aid forms (FAFSA)	41%	32%	23%	5%	22	8%	92%	13
College Application and Exploration Week	12%	41%	47%	0%	17	53%	47%	17
College campus visits (virtual)	14%	43%	29%	14%	21	14%	86%	14
College Decision Day and/or other college acceptance events	0%	35%	65%	0%	17	59%	41%	17
Text for Success initiative	22%	0%	44%	33%	9	77%	23%	26

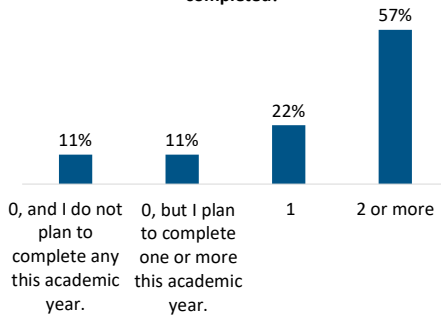
<sup>^</sup>Blue column percentages are based on those respondents who indicated participation in an activity. Pink column percentages are based on those respondents who indicated they did not participate in an activity.

**If you did not participate in one or more of these activities/services, why not?**

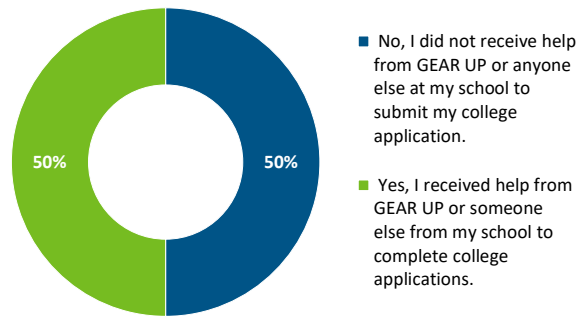


**Section 6: College Preparation Activities**

**How many college applications have you completed?**

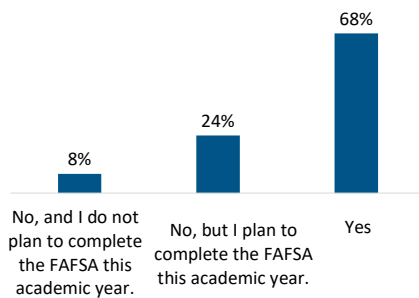


**Did you receive in-person and/or virtual help from GEAR UP or anyone else at your school to complete your college applications?<sup>^</sup>**

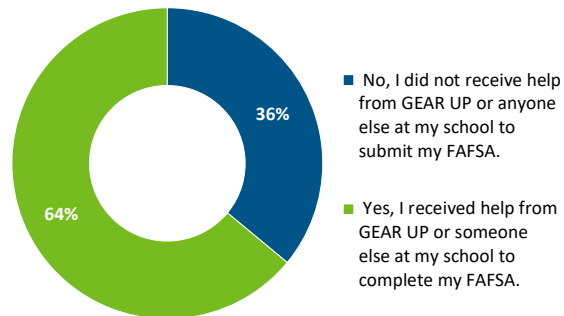


<sup>^</sup>Percentages are based on those students who completed an application or FAFSA.

**The Free Application for Federal Student Aid (FAFSA) is available to be completed. Have you completed your FAFSA yet?**

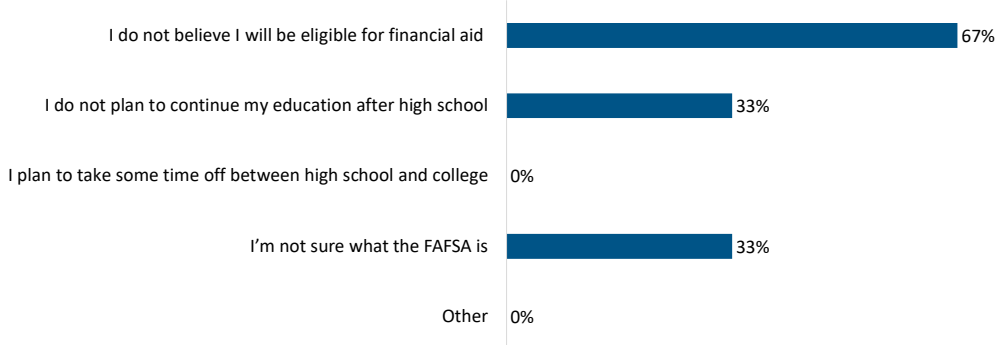


**Did you receive in-person and/or virtual help from GEAR UP or anyone else at your school to complete your FAFSA?<sup>^</sup>**

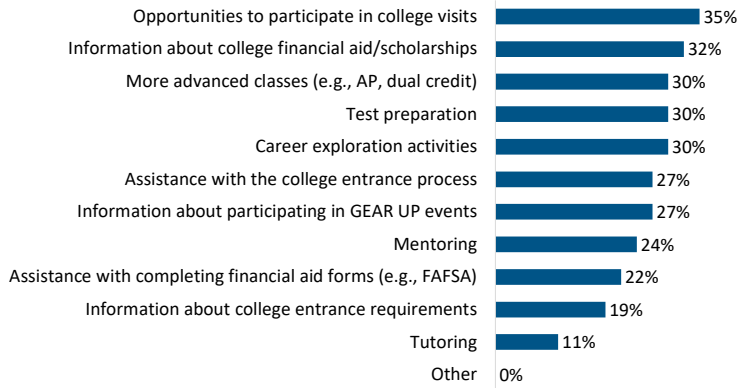


<sup>^</sup>Percentages are based on those students who completed an application or FAFSA.

**For those of you who selected No, and I do not plan to complete the FAFSA this academic year, what are the main reasons you do not plan to do so?\***



**Which of the following do you need from your school or GEAR UP to help you be more successful in school and more prepared for college?\***





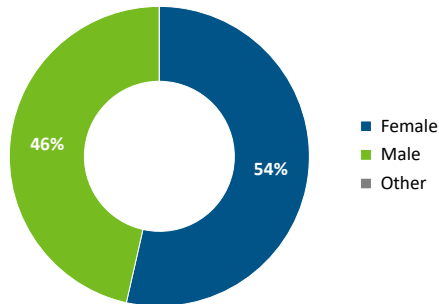
School Level Response Rates:	
Total Enrollment	130
Surveys Received	100
Response Rate	77%

School Name: Wayne High School  
 Survey Type: Grade 12 Survey Report

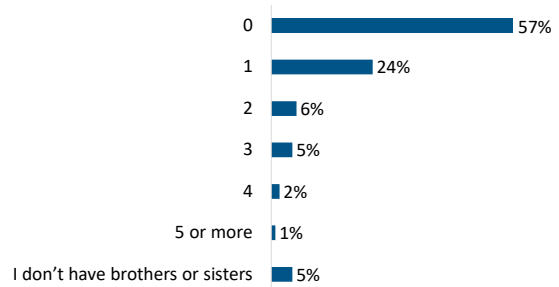
Notes: Throughout this report, all percentages are rounded to the nearest whole number; amounts lower than 0.5% are rounded down to 0%. An asterisk indicates a select all that apply question; amounts may exceed 100%.

## Section 1: Background/Demographics

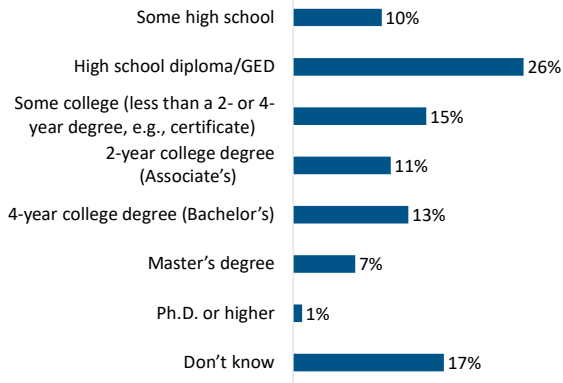
What is your gender?



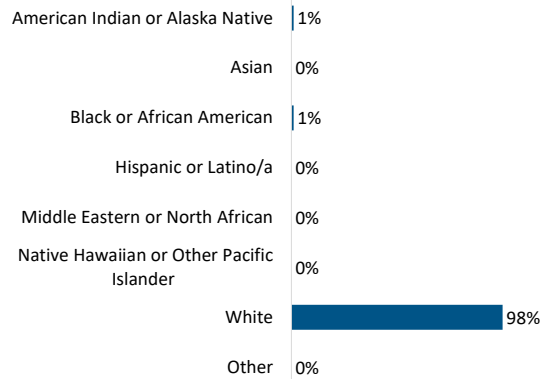
If you have brothers or sisters, how many have attended college in the past or are in college now?



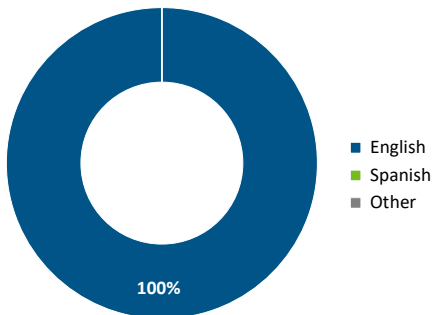
What is the highest level of education achieved by your parent(s)/guardian(s)?



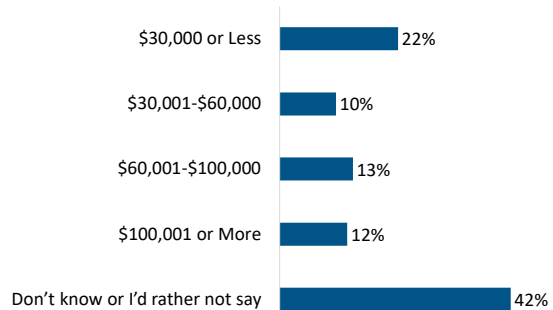
What is your race/ethnicity?



What is the main language you speak at home?

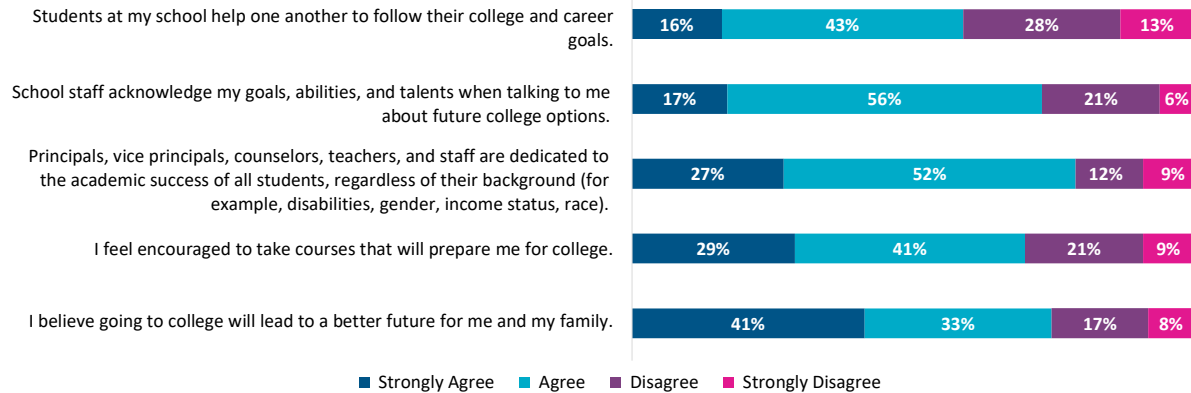


How much money do you think your family made (before taxes) during the past 12 months?



## Section 2: About Your School

Please select how much you agree with the following statements about your school.

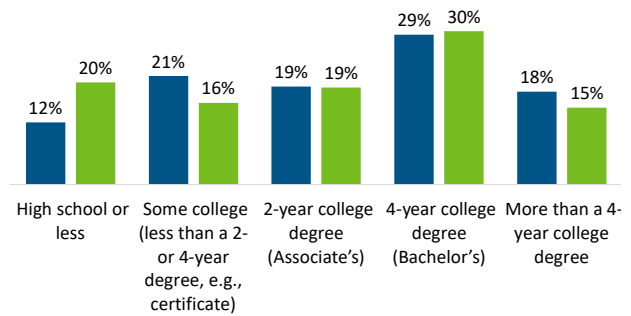


## Section 3: Educational Goals and Aspirations

Do you plan to continue your education after high school?



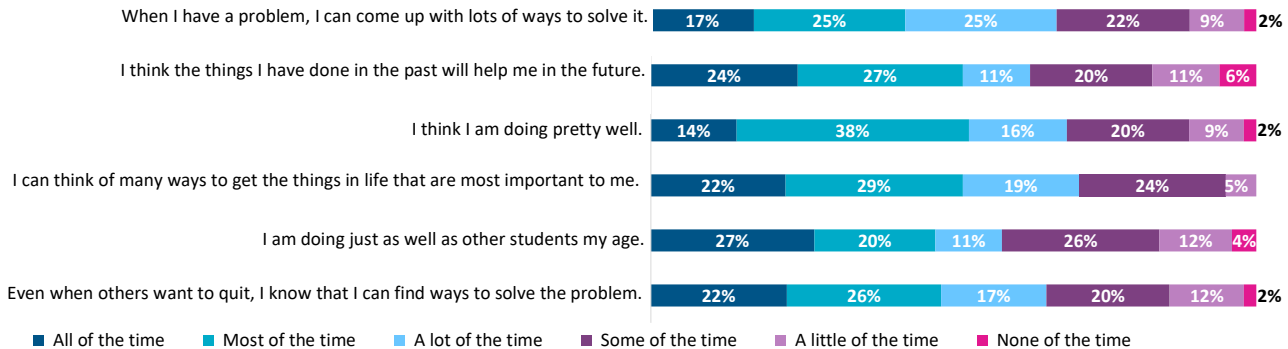
What is the highest level of education that you...  
 would like to get? expect to get?



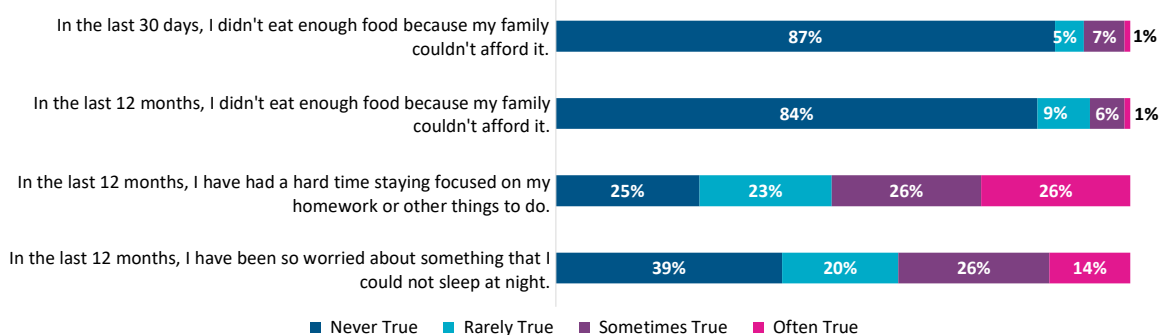
What, if anything, may prevent you from continuing your education after high school?\*

Concerns about COVID-19	3%
Family issues	11%
I need to work	22%
I plan to enlist in the military	5%
I want to work	35%
I won't receive/be eligible for enough financial aid	15%
It costs too much/I can't afford it	38%
My grades aren't good enough	17%
Other (please write in reason):	0%

Please read the following sentences below and think about how you are in most situations.

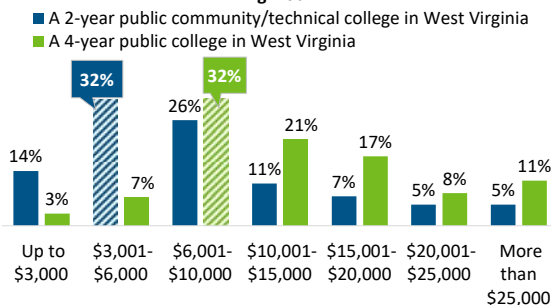


Please rate how much the following statements are true for you.

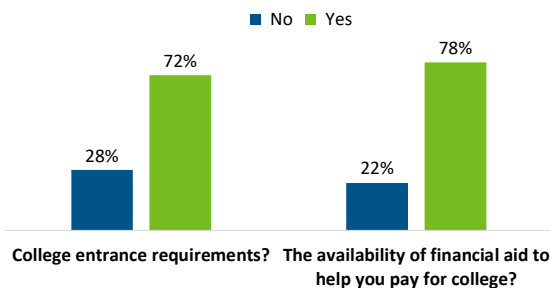


## Section 4: College Knowledge and Awareness

On average, how much do you think it costs for one year of in-state tuition to attend the following college options in West Virginia?<sup>^</sup>

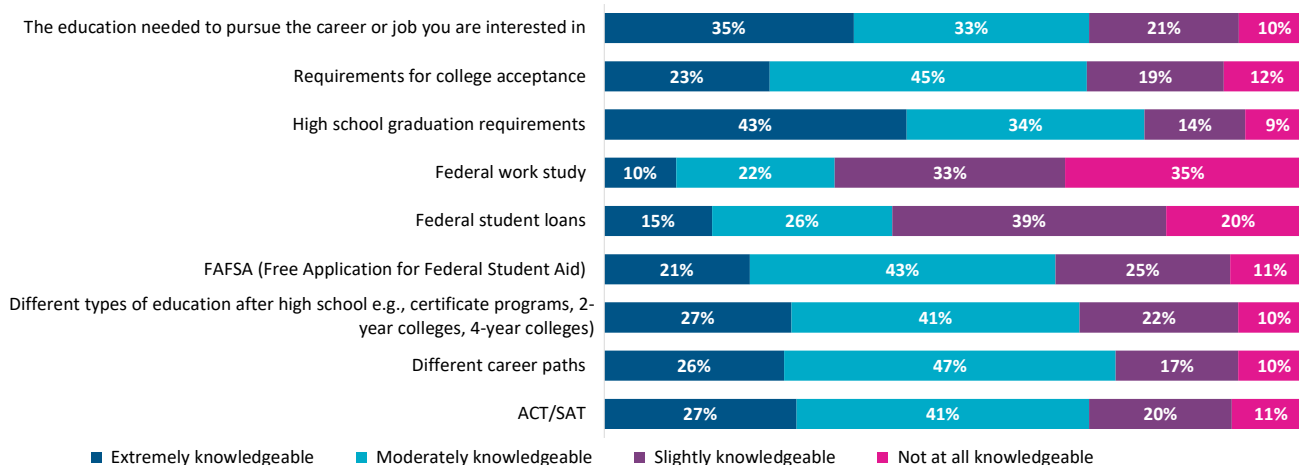


Has anyone from your school or GEAR UP ever spoken with you about...

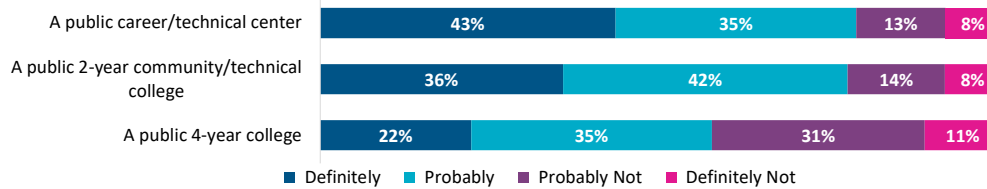


<sup>^</sup>The correct responses are indicated by pattern filled bar.

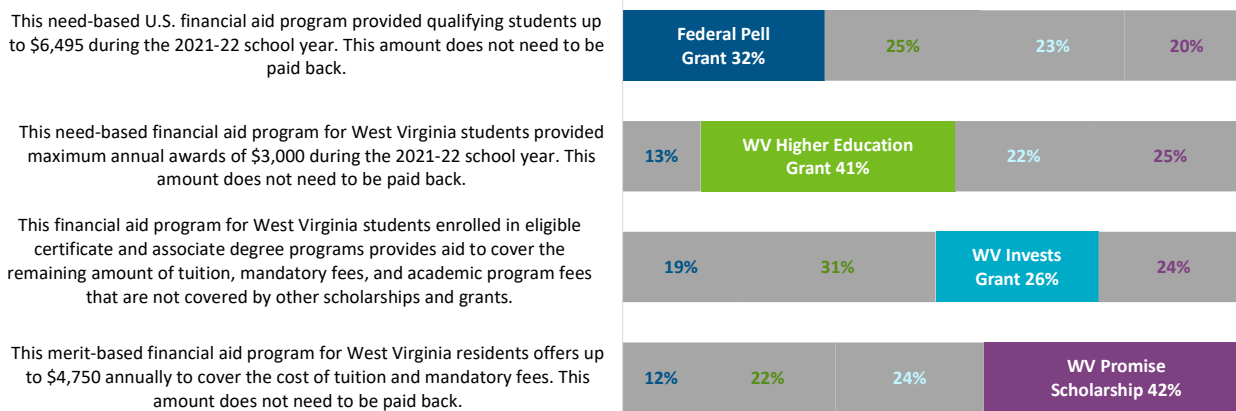
Please rate your level of knowledge about the following financial aid topics.



**Do you think that you could afford to attend one of the following types of colleges using financial aid, scholarships, and your family's resources?**



**Financial aid programs available to West Virginia Students<sup>^</sup>**



<sup>^</sup>The correct responses are indicated by filled bar.

**Section 5: College and Career Activities and Services**

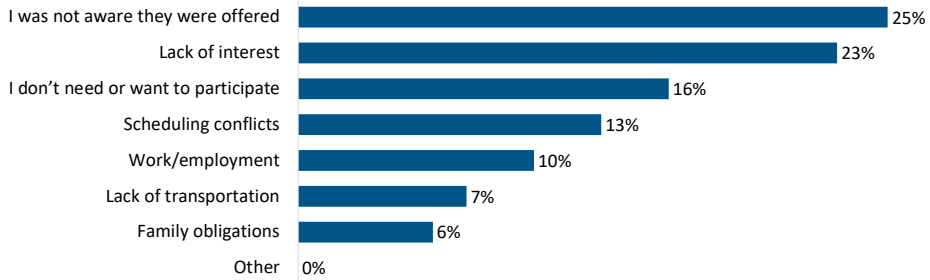
**Have you participated in any of the activities below? If you did attend, how helpful was the activity in preparing you for your future?<sup>^</sup>**

	extent participant found each of the following activities helpful					non-participation status		
	Extremely helpful	Moderately helpful	Slightly helpful	Not at all helpful	Number of participants	Not offered / does not apply	Offered, but I did not attend	Number of non-participants
Academic planning/career advising	20%	24%	43%	13%	54	67%	33%	43
Accessing CFWV.com portal	19%	22%	47%	12%	59	68%	32%	37
ACT/SAT preparation	25%	25%	42%	9%	65	45%	55%	31
Assistance with completing financial aid forms (FAFSA)	33%	23%	36%	8%	61	37%	63%	35
College Application and Exploration Week	21%	24%	40%	14%	42	62%	38%	55
College campus visits (virtual)	23%	18%	42%	17%	60	62%	38%	37
College Decision Day and/or other college acceptance events	19%	19%	49%	13%	53	62%	38%	45
Text for Success initiative	16%	11%	45%	27%	44	81%	19%	52

<sup>^</sup>Blue column percentages are based on those respondents who indicated participation in an activity. Pink column percentages are based on those respondents who indicated they did not participate in an activity.

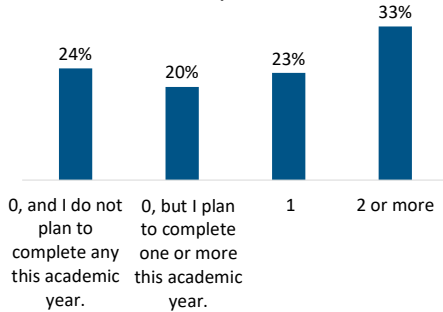


**If you did not participate in one or more of these activities/services, why not?**

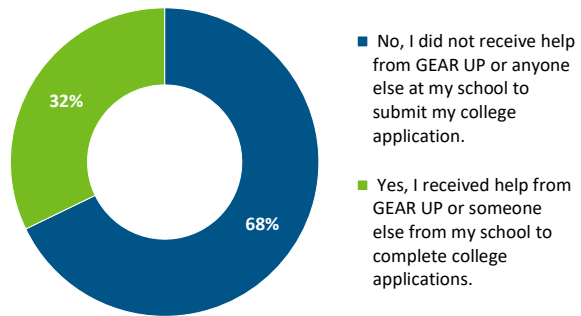


**Section 6: College Preparation Activities**

**How many college applications have you completed?**

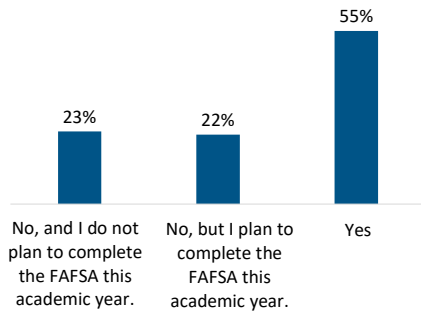


**Did you receive in-person and/or virtual help from GEAR UP or anyone else at your school to complete your college applications?<sup>^</sup>**

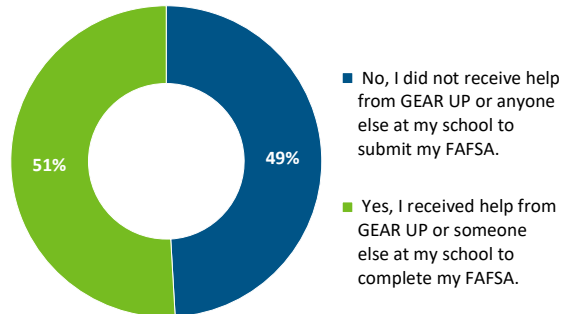


<sup>^</sup>Percentages are based on those students who completed an application or FAFSA.

**The Free Application for Federal Student Aid (FAFSA) is available to be completed. Have you completed your FAFSA yet?**

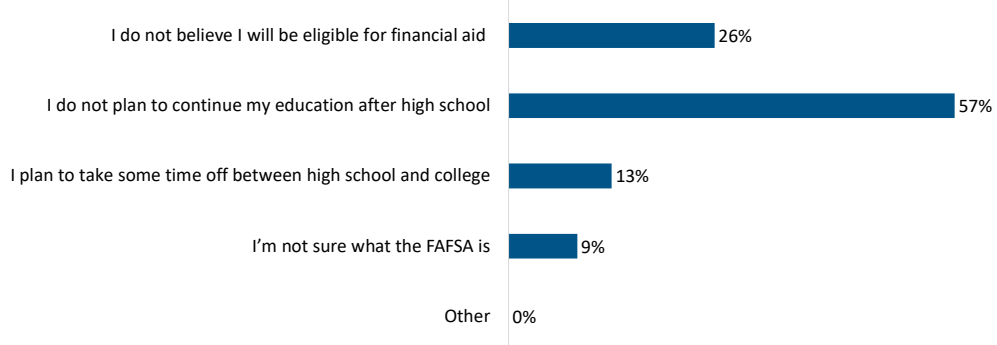


**Did you receive in-person and/or virtual help from GEAR UP or anyone else at your school to complete your FAFSA?<sup>^</sup>**

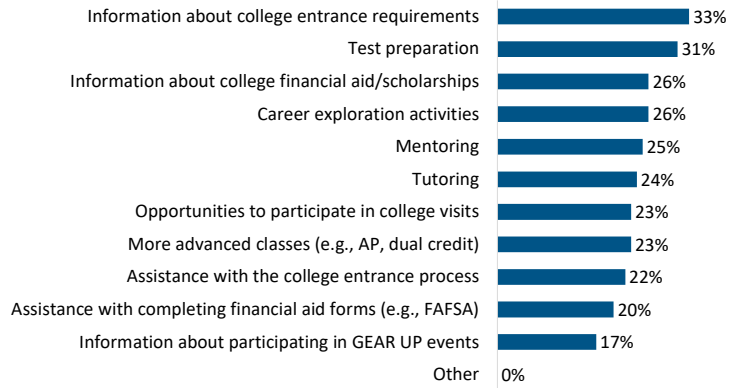


<sup>^</sup>Percentages are based on those students who completed an application or FAFSA.

**For those of you who selected No, and I do not plan to complete the FAFSA this academic year, what are the main reasons you do not plan to do so?\***



**Which of the following do you need from your school or GEAR UP to help you be more successful in school and more prepared for college?\***





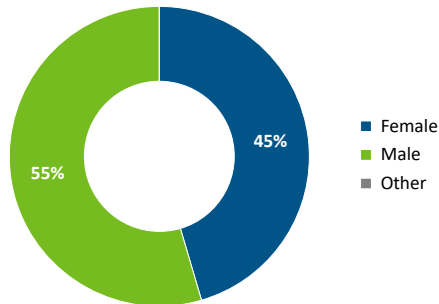
School Level Response Rates:	
Total Enrollment	95
Surveys Received	77
Response Rate	81%

School Name: Webster County High School  
 Survey Type: Grade 12 Survey Report

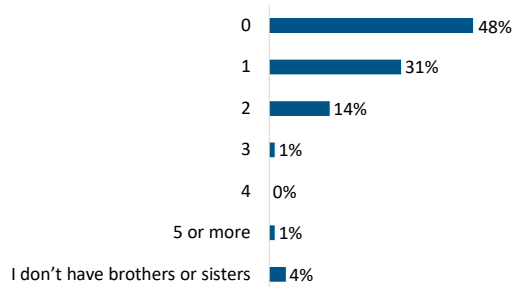
Notes: Throughout this report, all percentages are rounded to the nearest whole number; amounts lower than 0.5% are rounded down to 0%. An asterisk indicates a select all that apply question; amounts may exceed 100%.

## Section 1: Background/Demographics

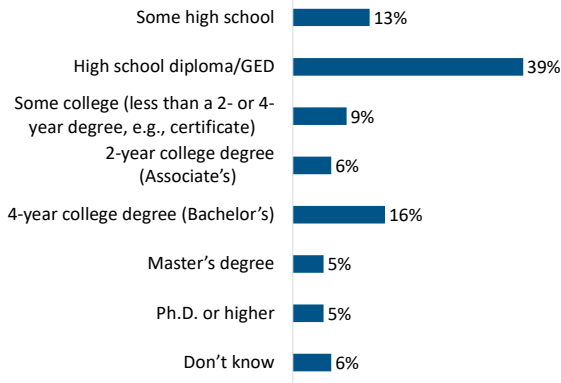
What is your gender?



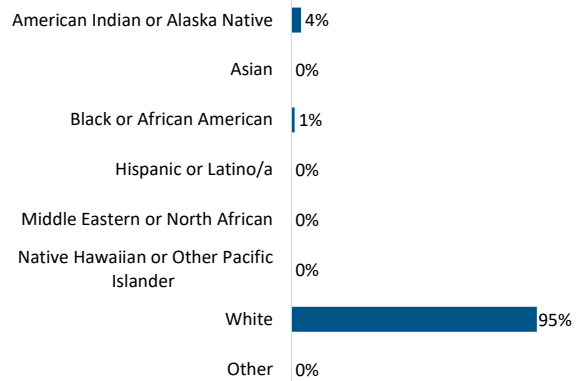
If you have brothers or sisters, how many have attended college in the past or are in college now?



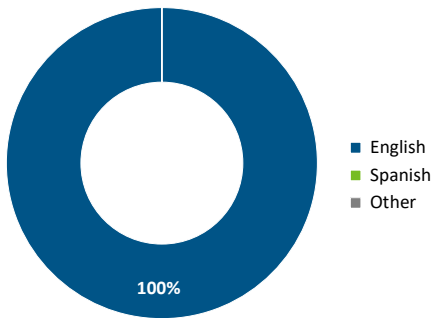
What is the highest level of education achieved by your parent(s)/guardian(s)?



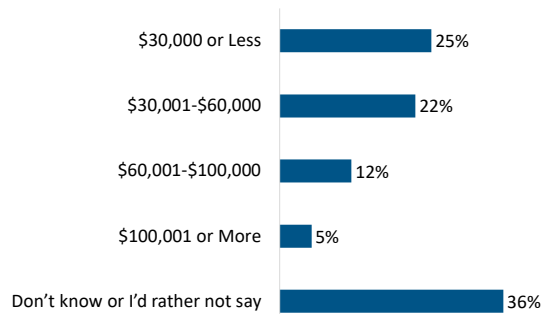
What is your race/ethnicity?



What is the main language you speak at home?

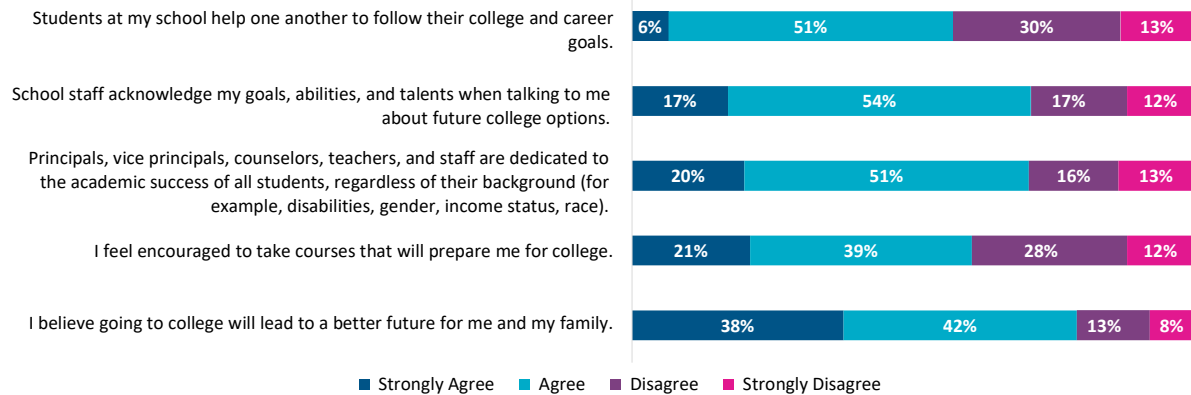


How much money do you think your family made (before taxes) during the past 12 months?



## Section 2: About Your School

Please select how much you agree with the following statements about your school.

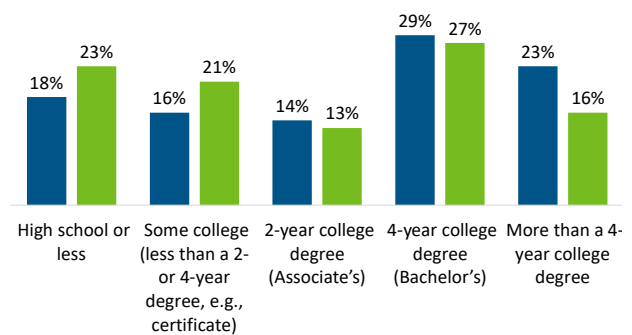


## Section 3: Educational Goals and Aspirations

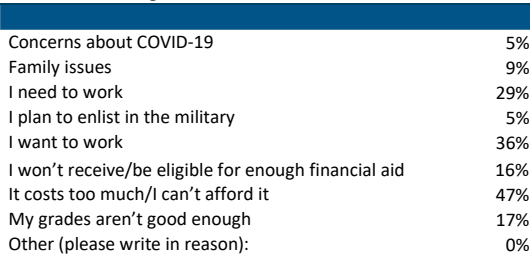
Do you plan to continue your education after high school?



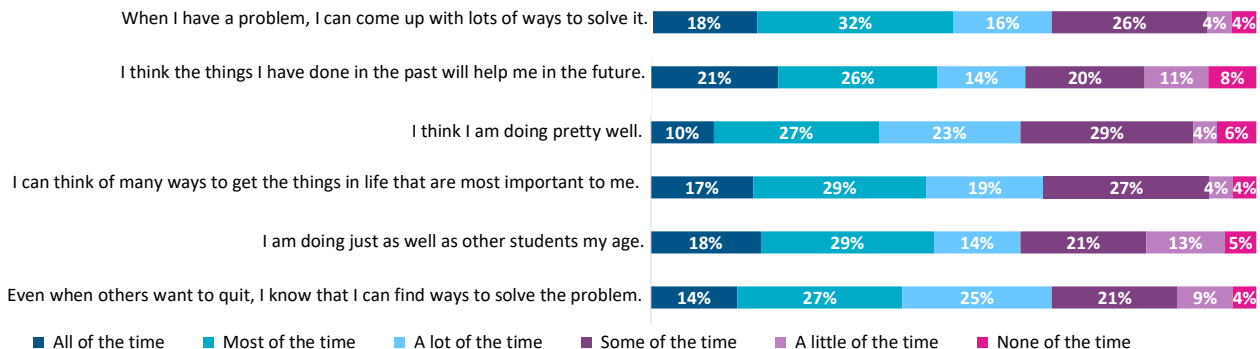
What is the highest level of education that you...  
 ■ would like to get? ■ expect to get?



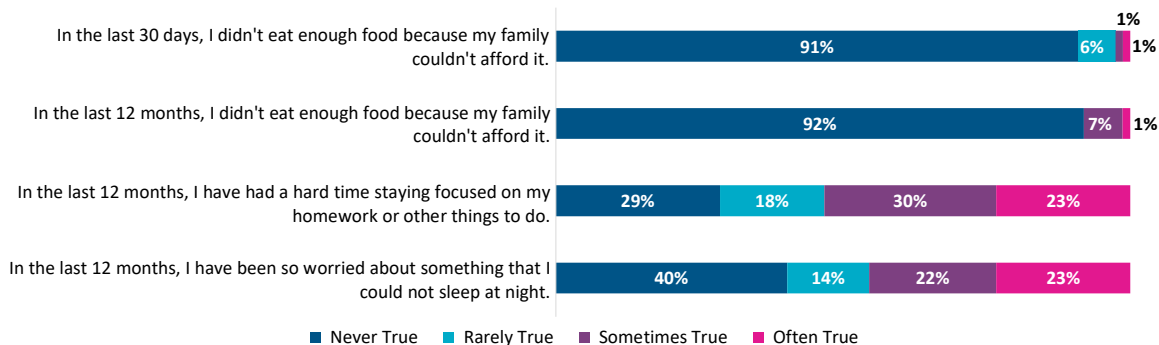
What, if anything, may prevent you from continuing your education after high school?\*



Please read the following sentences below and think about how you are in most situations.



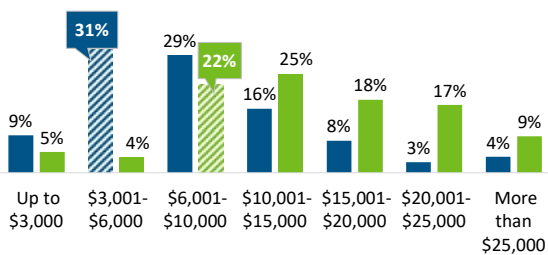
Please rate how much the following statements are true for you.



## Section 4: College Knowledge and Awareness

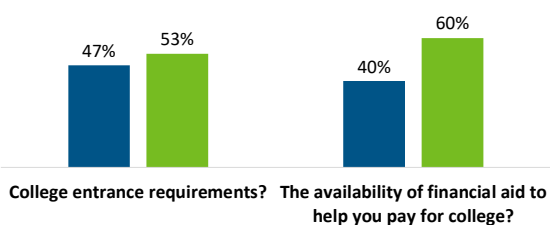
On average, how much do you think it costs for one year of in-state tuition to attend the following college options in West Virginia?<sup>^</sup>

■ A 2-year public community/technical college in West Virginia  
■ A 4-year public college in West Virginia



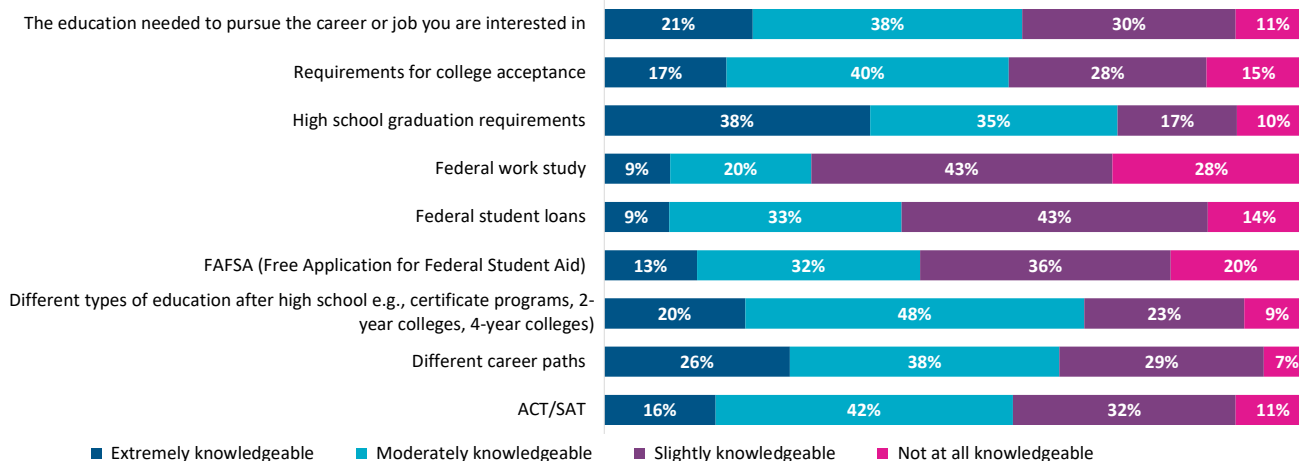
Has anyone from your school or GEAR UP ever spoken with you about...

■ No ■ Yes

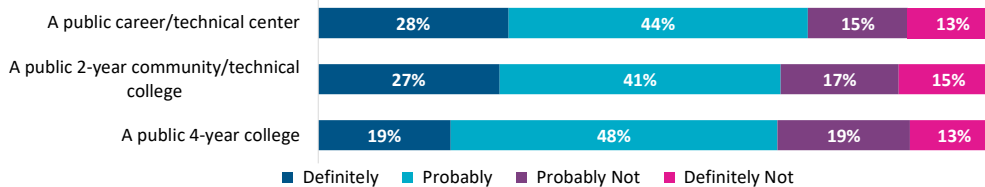


<sup>^</sup>The correct responses are indicated by pattern filled bar.

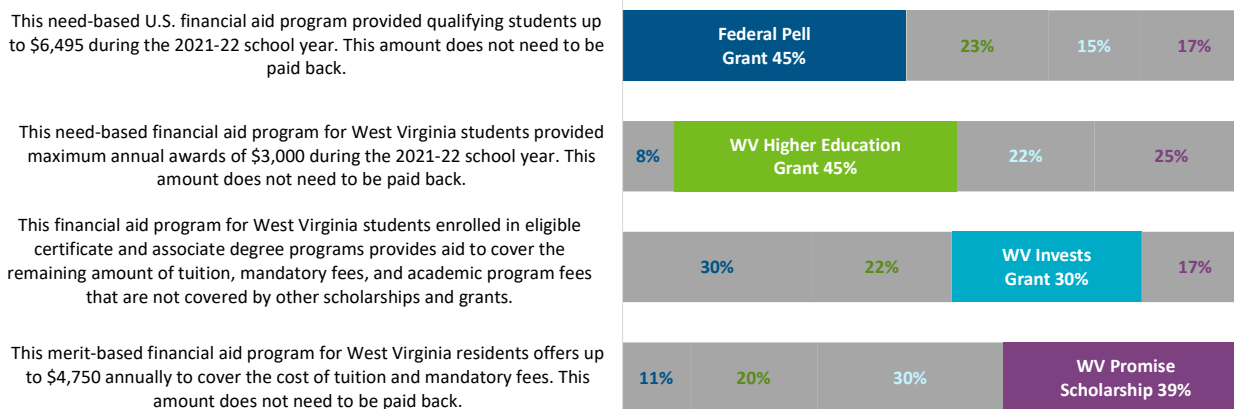
Please rate your level of knowledge about the following financial aid topics.



**Do you think that you could afford to attend one of the following types of colleges using financial aid, scholarships, and your family's resources?**



**Financial aid programs available to West Virginia Students<sup>^</sup>**



<sup>^</sup>The correct responses are indicated by filled bar.

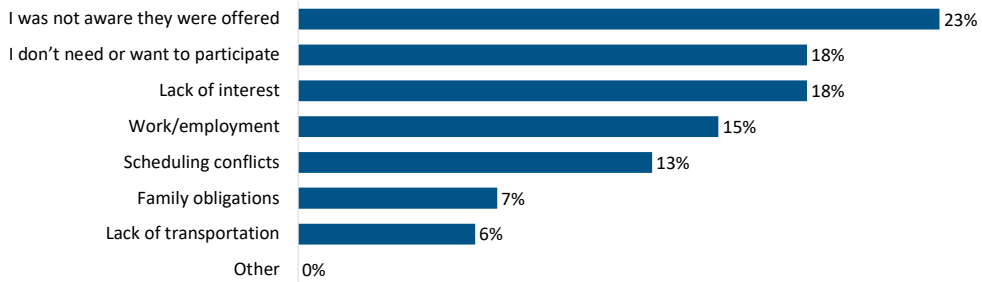
**Section 5: College and Career Activities and Services**

Have you participated in any of the activities below? If you did attend, how helpful was the activity in preparing you for your future?<sup>^</sup>

	extent participant found each of the following activities helpful					non-participation status		
	Extremely helpful	Moderately helpful	Slightly helpful	Not at all helpful	Number of participants	Not offered / does not apply	Offered, but I did not attend	Number of non-participants
Academic planning/career advising	9%	23%	40%	28%	43	53%	47%	32
Accessing CFWV.com portal	14%	23%	40%	23%	43	50%	50%	32
ACT/SAT preparation	16%	30%	33%	21%	43	44%	56%	32
Assistance with completing financial aid forms (FAFSA)	33%	16%	33%	18%	45	33%	67%	30
College Application and Exploration Week	17%	17%	56%	10%	41	50%	50%	34
College campus visits (virtual)	23%	18%	36%	23%	39	47%	53%	36
College Decision Day and/or other college acceptance events	20%	27%	34%	18%	44	47%	53%	32
Text for Success initiative	9%	21%	38%	32%	34	69%	31%	42

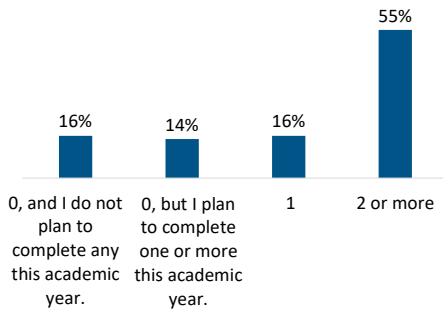
<sup>^</sup>Blue column percentages are based on those respondents who indicated participation in an activity. Pink column percentages are based on those respondents who indicated they did not participate in an activity.

**If you did not participate in one or more of these activities/services, why not?**

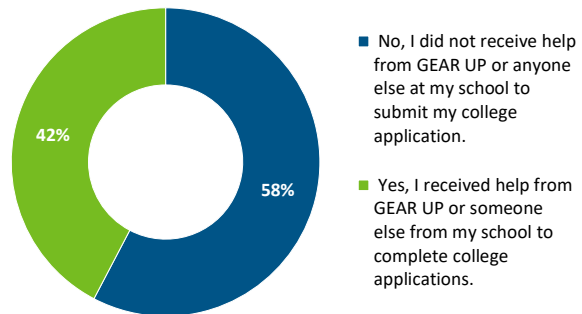


**Section 6: College Preparation Activities**

**How many college applications have you completed?**

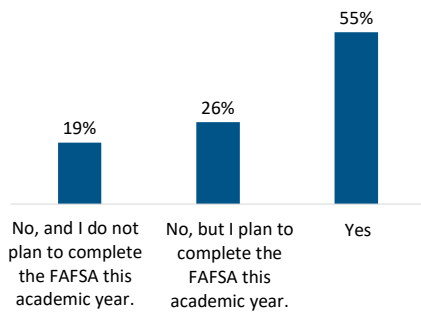


**Did you receive in-person and/or virtual help from GEAR UP or anyone else at your school to complete your college applications?<sup>^</sup>**

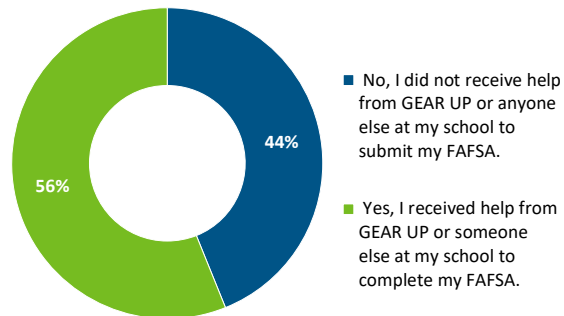


<sup>^</sup>Percentages are based on those students who completed an application or FAFSA.

**The Free Application for Federal Student Aid (FAFSA) is available to be completed. Have you completed your FAFSA yet?**

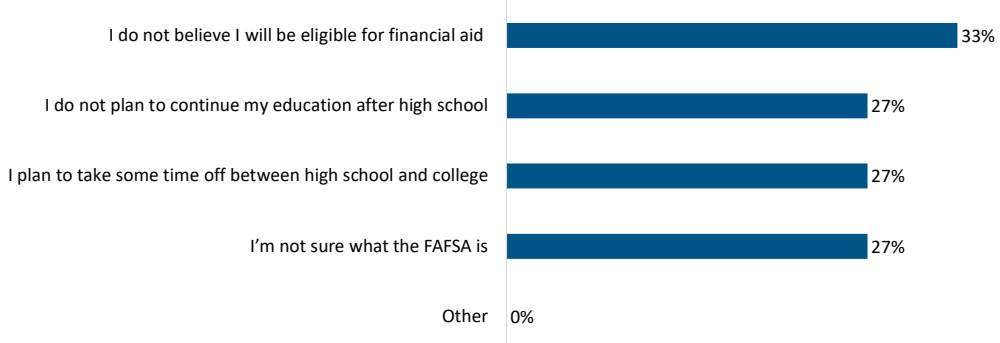


**Did you receive in-person and/or virtual help from GEAR UP or anyone else at your school to complete your FAFSA?<sup>^</sup>**

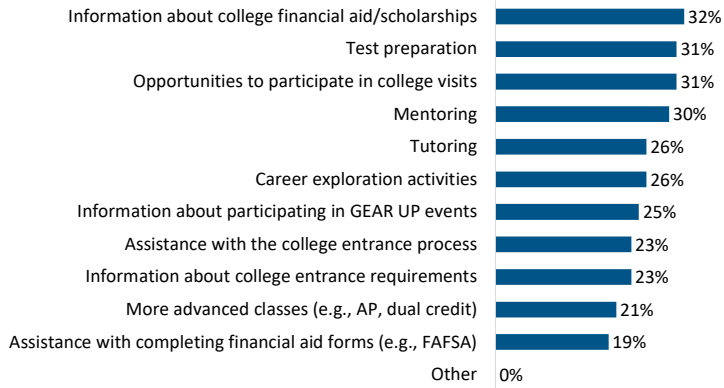


<sup>^</sup>Percentages are based on those students who completed an application or FAFSA.

**For those of you who selected No, and I do not plan to complete the FAFSA this academic year, what are the main reasons you do not plan to do so?\***



**Which of the following do you need from your school or GEAR UP to help you be more successful in school and more prepared for college?\***







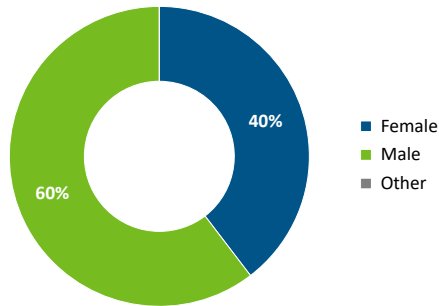
School Level Response Rates:	
Total Enrollment	64
Surveys Received	48
Response Rate	75%

School Name: **Wirt County High School**  
 Survey Type: **Grade 12 Survey Report**

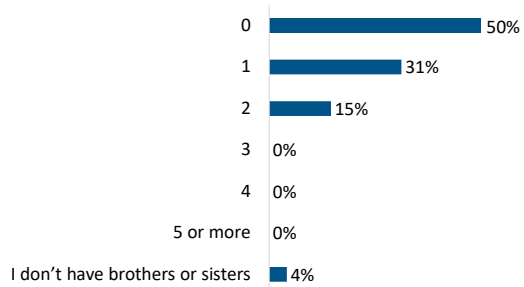
Notes: Throughout this report, all percentages are rounded to the nearest whole number; amounts lower than 0.5% are rounded down to 0%. An asterisk indicates a select all that apply question; amounts may exceed 100%.

## Section 1: Background/Demographics


What is your gender?



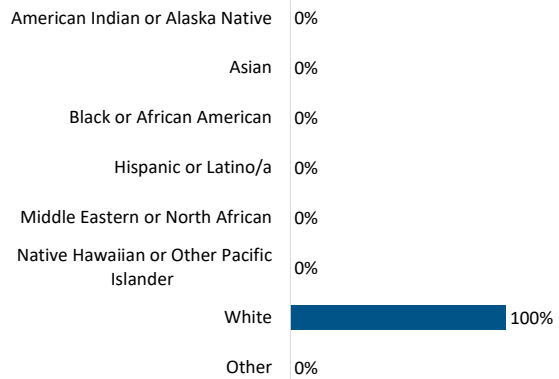
If you have brothers or sisters, how many have attended college in the past or are in college now?



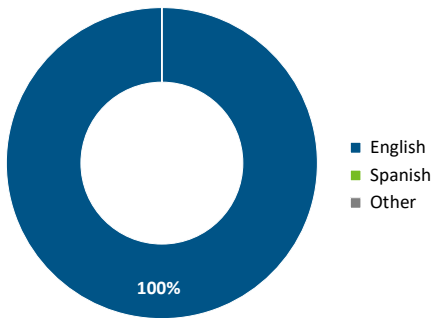
What is the highest level of education achieved by your parent(s)/guardian(s)?



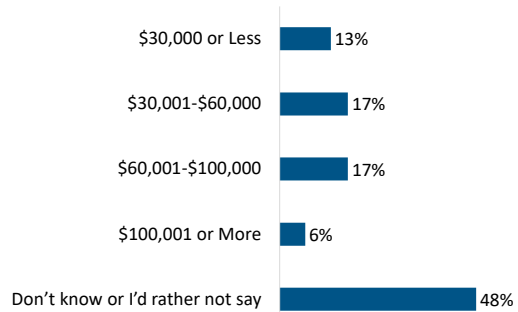
What is your race/ethnicity?



What is the main language you speak at home?

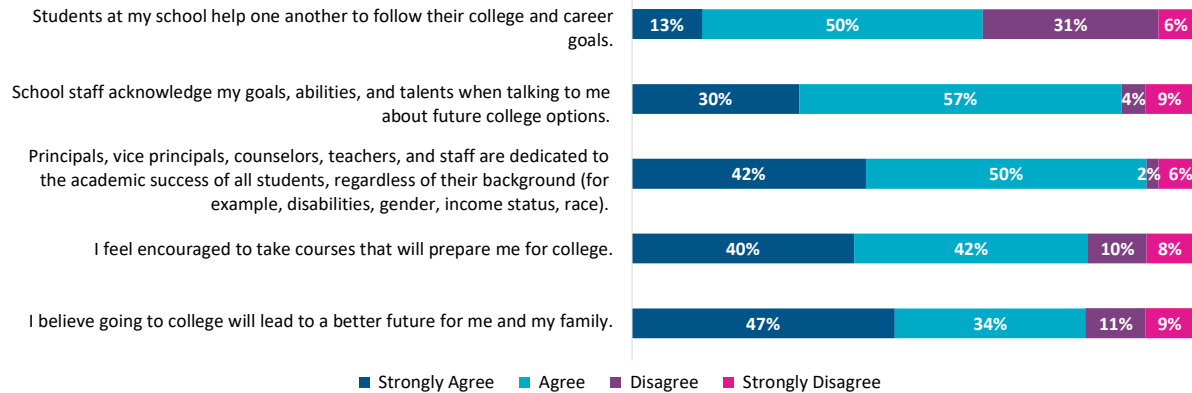


How much money do you think your family made (before taxes) during the past 12 months?



## Section 2: About Your School

Please select how much you agree with the following statements about your school.



## Section 3: Educational Goals and Aspirations

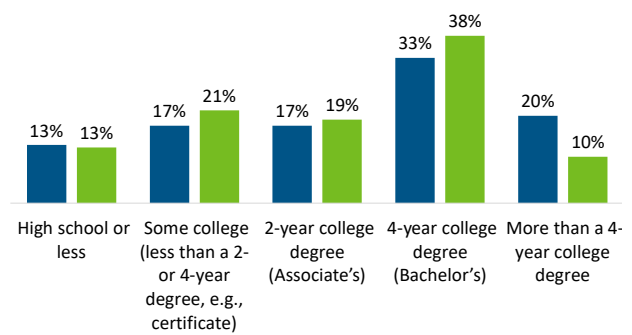
Do you plan to continue your education after high school?



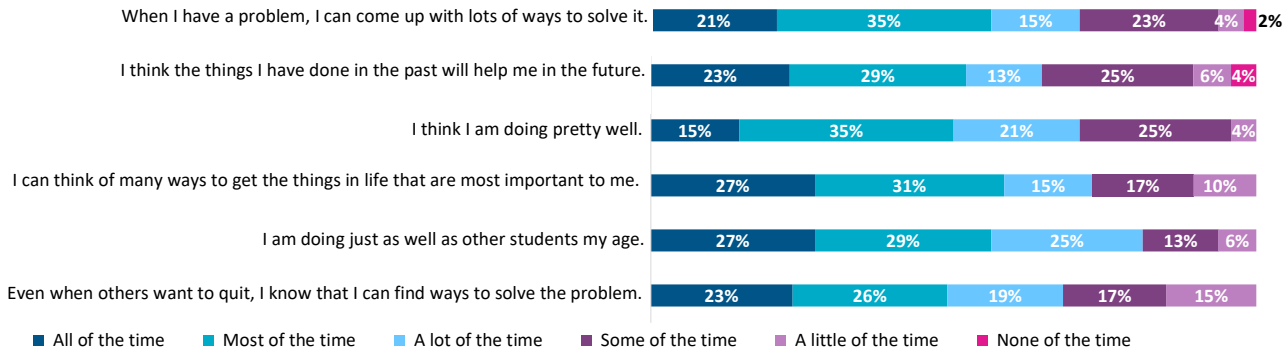
What, if anything, may prevent you from continuing your education after high school?\*

Concerns about COVID-19	4%
Family issues	8%
I need to work	6%
I plan to enlist in the military	4%
I want to work	35%
I won't receive/be eligible for enough financial aid	15%
It costs too much/I can't afford it	42%
My grades aren't good enough	6%
Other (please write in reason):	0%

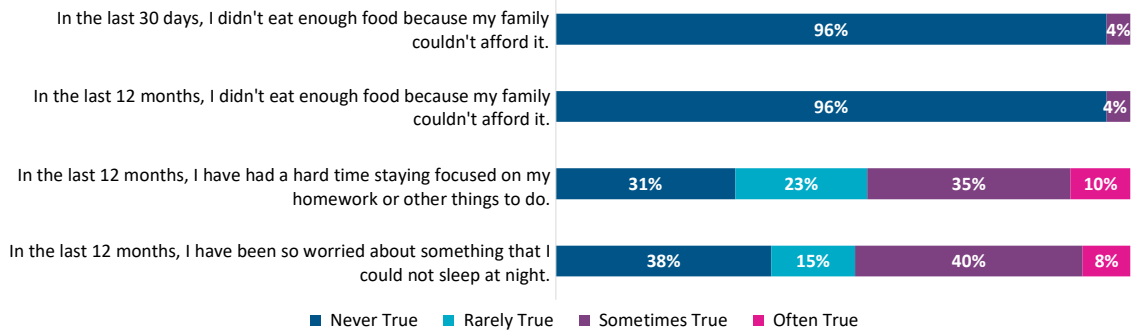
What is the highest level of education that you...  
 would like to get? expect to get?



Please read the following sentences below and think about how you are in most situations.



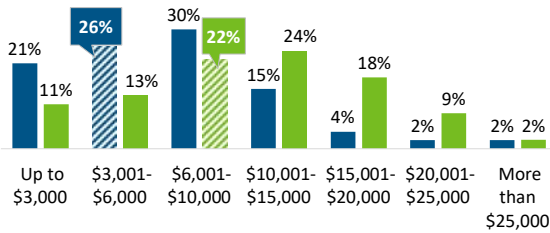
Please rate how much the following statements are true for you.



## Section 4: College Knowledge and Awareness

On average, how much do you think it costs for one year of in-state tuition to attend the following college options in West Virginia?<sup>^</sup>

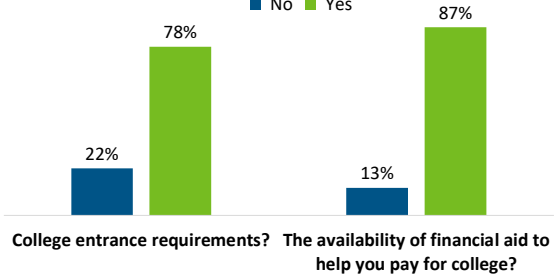
■ A 2-year public community/technical college in West Virginia  
■ A 4-year public college in West Virginia



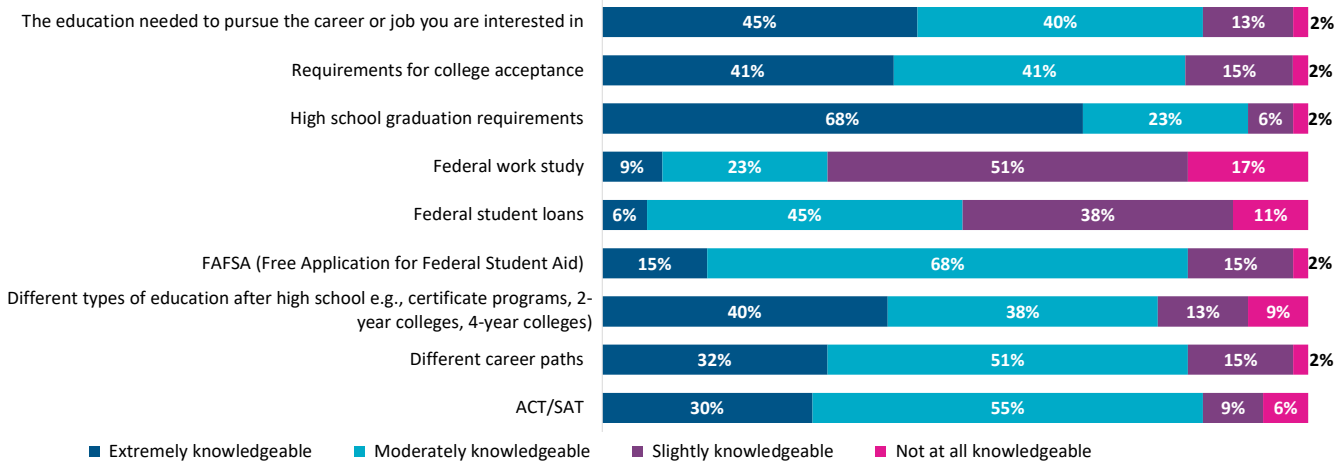
<sup>^</sup>The correct responses are indicated by pattern filled bar.

Has anyone from your school or GEAR UP ever spoken with you about...

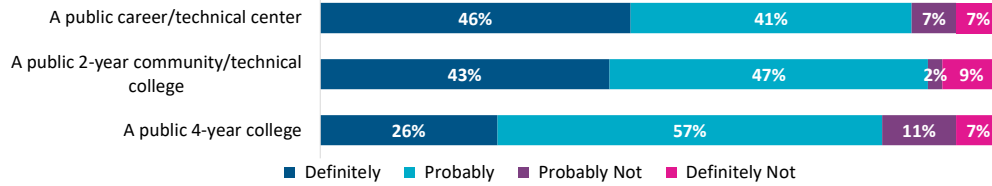
■ No ■ Yes



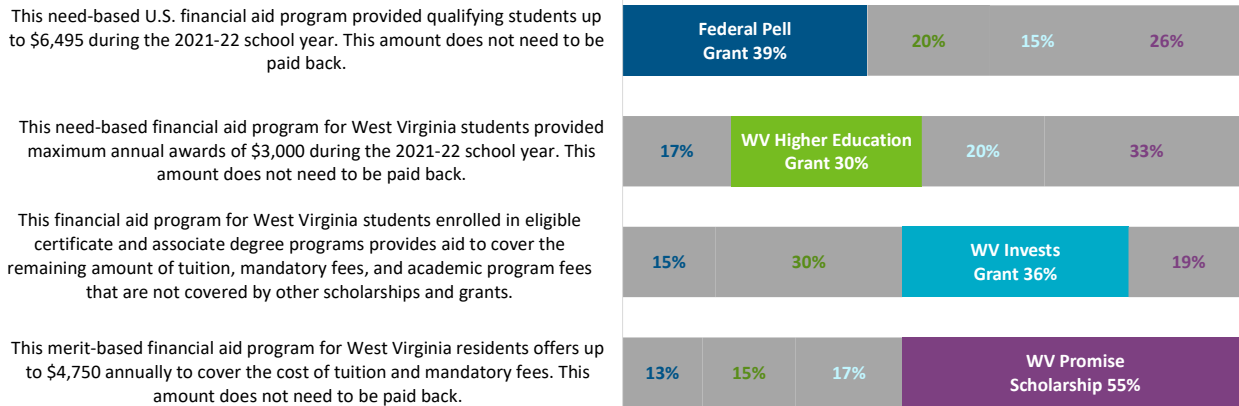
Please rate your level of knowledge about the following financial aid topics.



**Do you think that you could afford to attend one of the following types of colleges using financial aid, scholarships, and your family's resources?**



**Financial aid programs available to West Virginia Students<sup>^</sup>**



<sup>^</sup>The correct responses are indicated by filled bar.

**Section 5: College and Career Activities and Services**

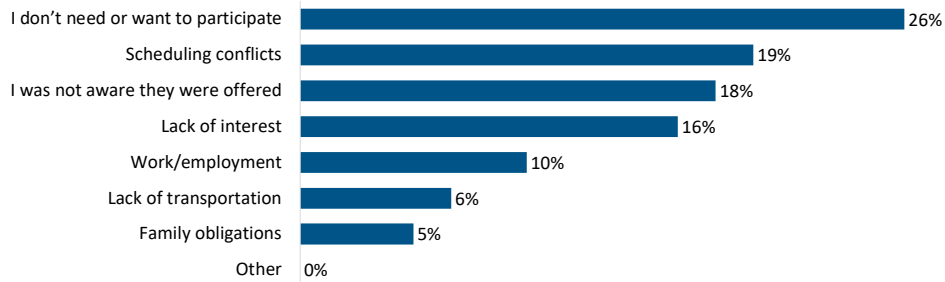
**Have you participated in any of the activities below? If you did attend, how helpful was the activity in preparing you for your future?<sup>^</sup>**

*extent participant found each of the following activities helpful*      *non-participation status*

	extent participant found each of the following activities helpful				Number of participants	non-participation status		
	Extremely helpful	Moderately helpful	Slightly helpful	Not at all helpful		Not offered / does not apply	Offered, but I did not attend	Number of non-participants
Academic planning/career advising	16%	27%	43%	14%	37	40%	60%	10
Accessing CFWV.com portal	24%	26%	29%	21%	34	50%	50%	12
ACT/SAT preparation	24%	38%	24%	15%	34	8%	92%	13
Assistance with completing financial aid forms (FAFSA)	30%	38%	24%	8%	37	9%	91%	11
College Application and Exploration Week	16%	42%	26%	16%	31	75%	25%	16
College campus visits (virtual)	24%	32%	26%	18%	34	38%	62%	13
College Decision Day and/or other college acceptance events	15%	33%	30%	22%	27	60%	40%	20
Text for Success initiative	14%	23%	23%	41%	22	67%	33%	24

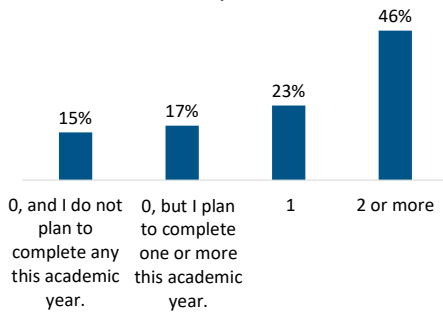
<sup>^</sup>Blue column percentages are based on those respondents who indicated participation in an activity. Pink column percentages are based on those respondents who indicated they did not participate in an activity.

**If you did not participate in one or more of these activities/services, why not?**

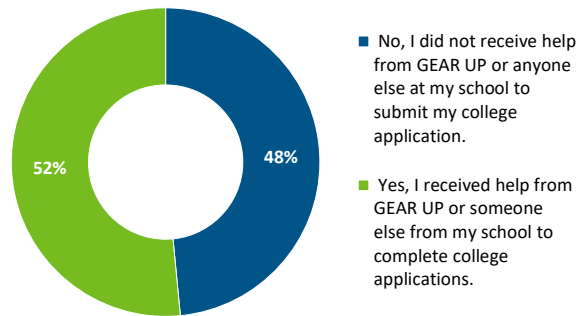


**Section 6: College Preparation Activities**

**How many college applications have you completed?**

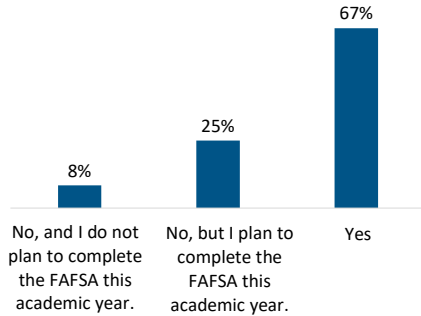


**Did you receive in-person and/or virtual help from GEAR UP or anyone else at your school to complete your college applications?<sup>^</sup>**

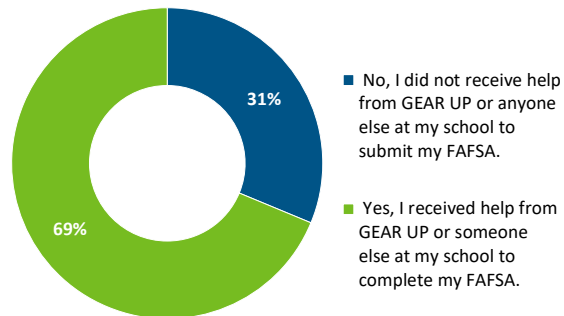


<sup>^</sup>Percentages are based on those students who completed an application or FAFSA.

**The Free Application for Federal Student Aid (FAFSA) is available to be completed. Have you completed your FAFSA yet?**

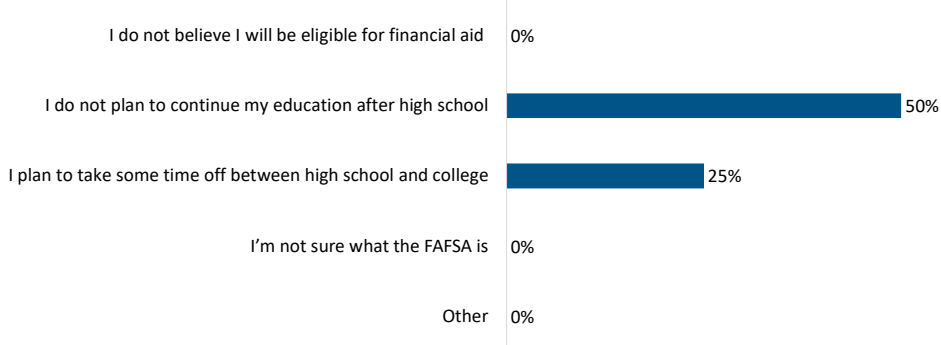


**Did you receive in-person and/or virtual help from GEAR UP or anyone else at your school to complete your FAFSA?<sup>^</sup>**



<sup>^</sup>Percentages are based on those students who completed an application or FAFSA.

**For those of you who selected No, and I do not plan to complete the FAFSA this academic year, what are the main reasons you do not plan to do so?\***



**Which of the following do you need from your school or GEAR UP to help you be more successful in school and more prepared for college?\***

