



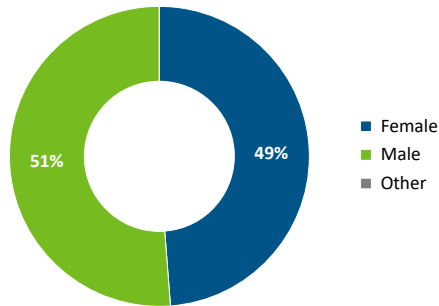
School Level Response Rates:	
Total Enrollment	243
Surveys Received	170
Response Rate	70%

County Name: Boone County
 Survey Type: Grade 12 Survey Report

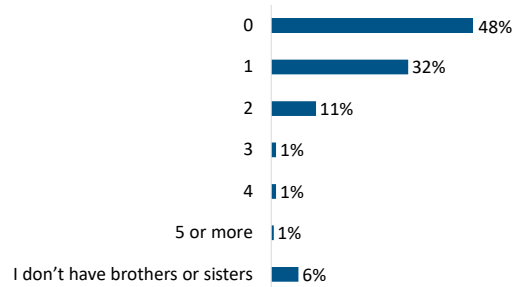
Notes: Throughout this report, all percentages are rounded to the nearest whole number; amounts lower than 0.5% are rounded down to 0%. An asterisk indicates a select all that apply question; amounts may exceed 100%.

Section 1: Background/Demographics

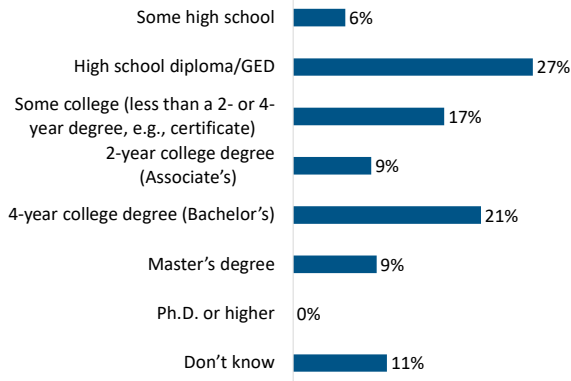
What is your gender?



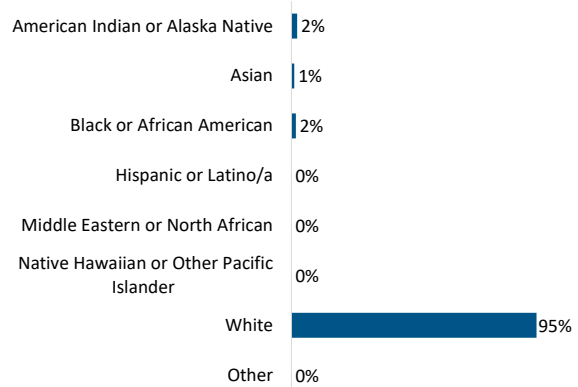
If you have brothers or sisters, how many have attended college in the past or are in college now?



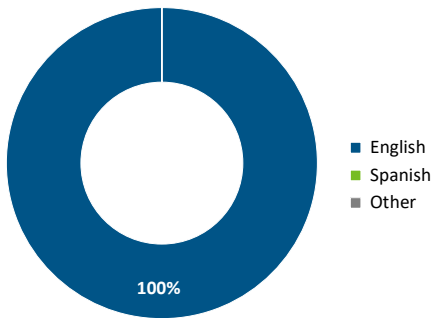
What is the highest level of education achieved by your parent(s)/guardian(s)?



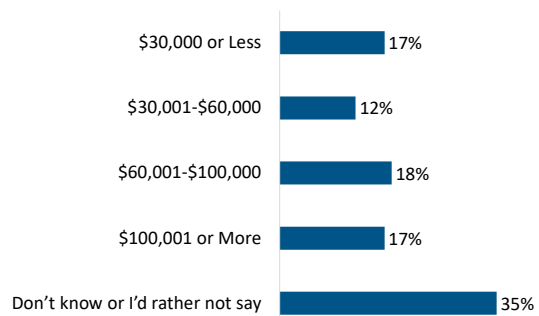
What is your race/ethnicity?



What is the main language you speak at home?

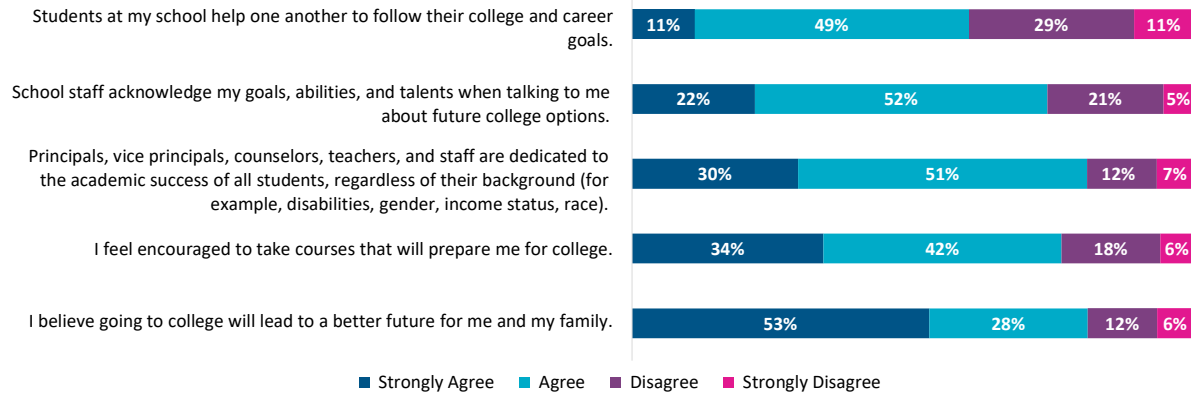


How much money do you think your family made (before taxes) during the past 12 months?



Section 2: About Your School

Please select how much you agree with the following statements about your school.

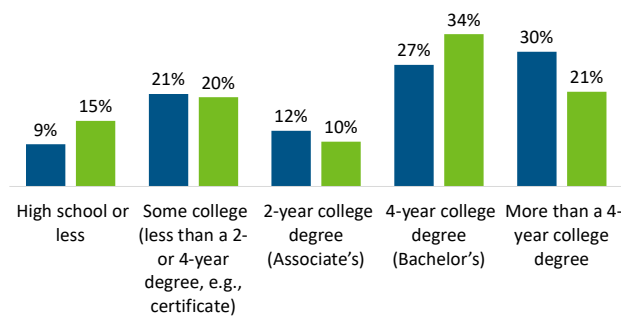


Section 3: Educational Goals and Aspirations

Do you plan to continue your education after high school?



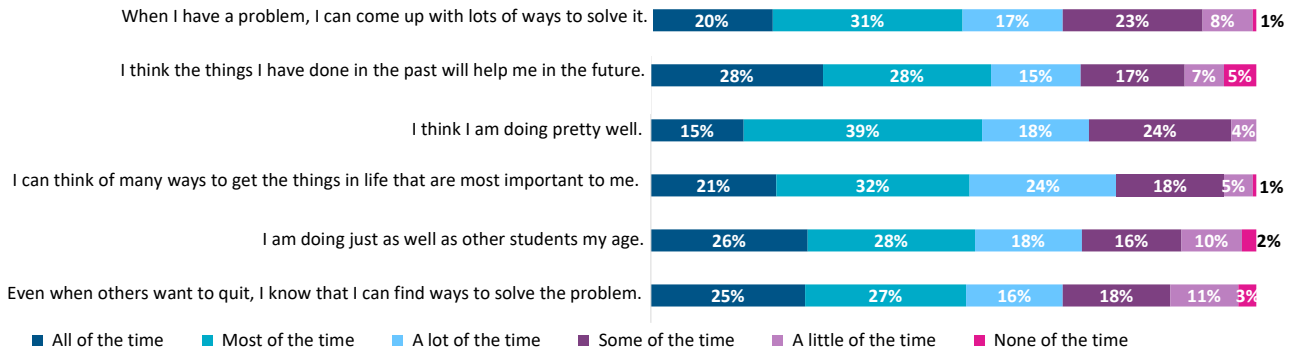
What is the highest level of education that you...
 would like to get? expect to get?



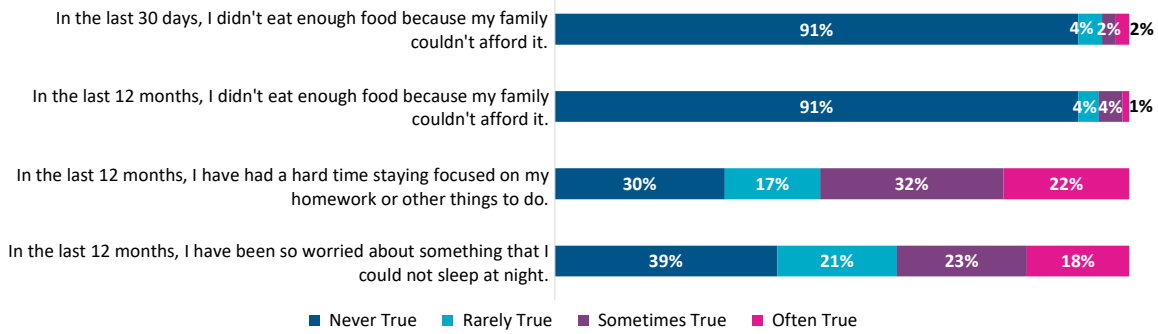
What, if anything, may prevent you from continuing your education after high school?*

Concerns about COVID-19	5%
Family issues	12%
I need to work	16%
I plan to enlist in the military	3%
I want to work	24%
I won't receive/be eligible for enough financial aid	18%
It costs too much/I can't afford it	41%
My grades aren't good enough	11%
Other (please write in reason):	0%

Please read the following sentences below and think about how you are in most situations.



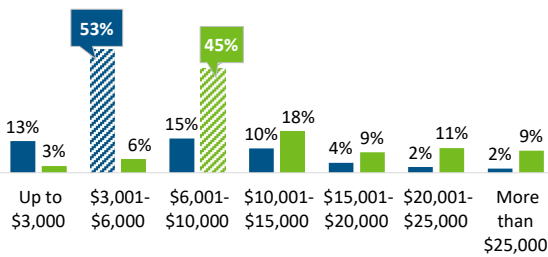
Please rate how much the following statements are true for you.



Section 4: College Knowledge and Awareness

On average, how much do you think it costs for one year of in-state tuition to attend the following college options in West Virginia?[^]

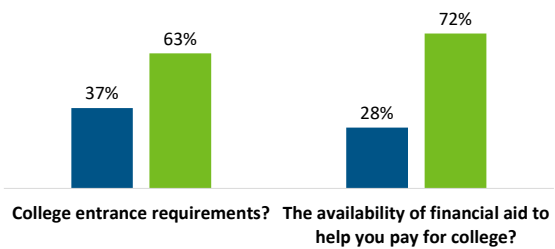
■ A 2-year public community/technical college in West Virginia
■ A 4-year public college in West Virginia



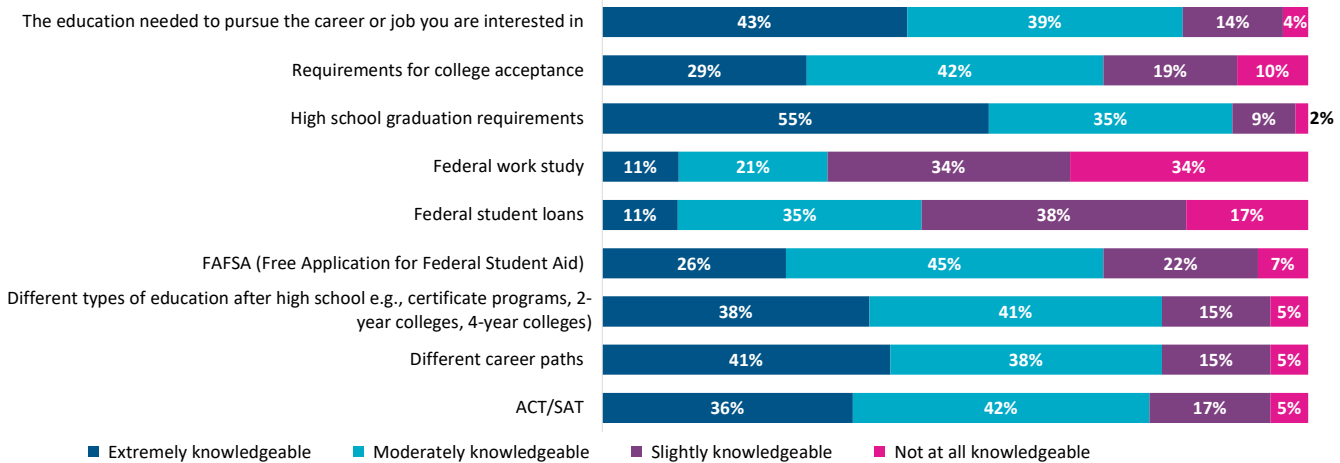
[^]The correct responses are indicated by pattern filled bar.

Has anyone from your school or GEAR UP ever spoken with you about...

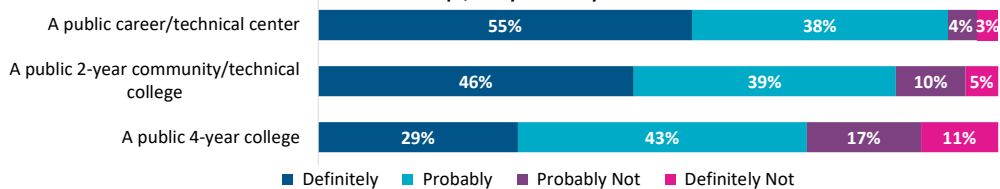
■ No ■ Yes



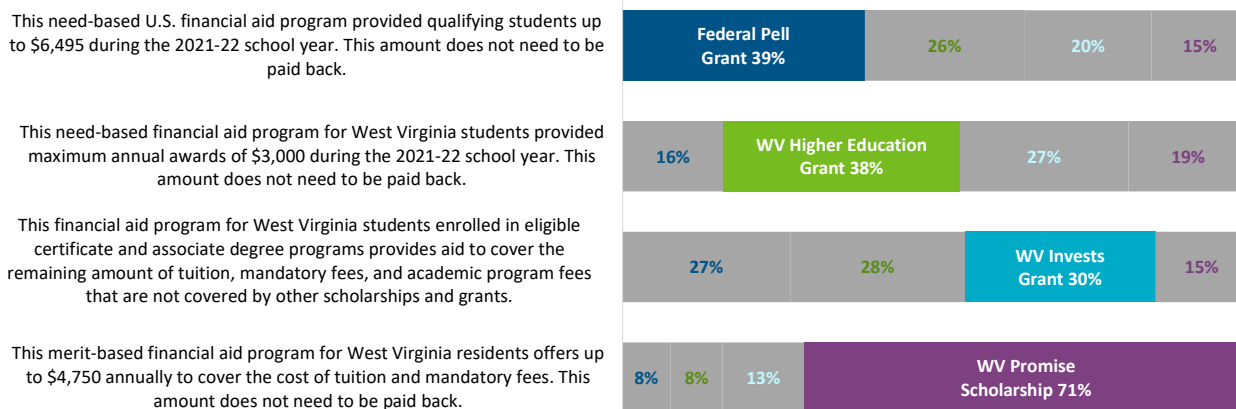
Please rate your level of knowledge about the following financial aid topics.



Do you think that you could afford to attend one of the following types of colleges using financial aid, scholarships, and your family's resources?



Financial aid programs available to West Virginia Students[^]



[^]The correct responses are indicated by filled bar.

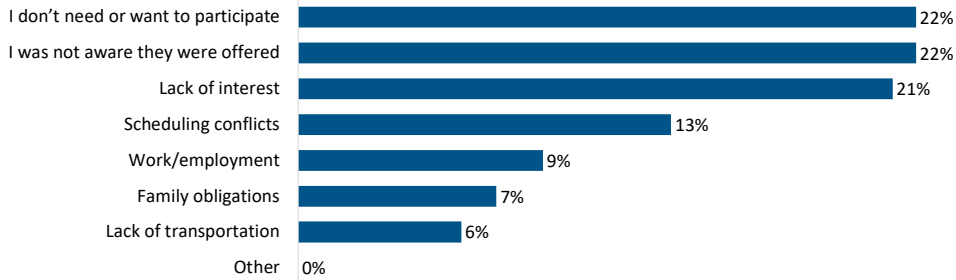
Section 5: College and Career Activities and Services

Have you participated in any of the activities below? If you did attend, how helpful was the activity in preparing you for your future?[^]

	extent participant found each of the following activities helpful				Number of participants	non-participation status		
	Extremely helpful	Moderately helpful	Slightly helpful	Not at all helpful		Not offered / does not apply	Offered, but I did not attend	Number of non-participants
Academic planning/career advising	22%	26%	40%	13%	86	66%	34%	82
Accessing CFWV.com portal	25%	22%	41%	12%	103	59%	41%	66
ACT/SAT preparation	26%	25%	35%	15%	110	40%	60%	60
Assistance with completing financial aid forms (FAFSA)	40%	25%	27%	8%	100	34%	66%	68
College Application and Exploration Week	28%	26%	31%	15%	87	62%	38%	82
College campus visits (virtual)	37%	24%	27%	12%	82	52%	48%	85
College Decision Day and/or other college acceptance events	29%	27%	30%	13%	89	62%	38%	81
Text for Success initiative	24%	17%	41%	17%	75	71%	29%	94

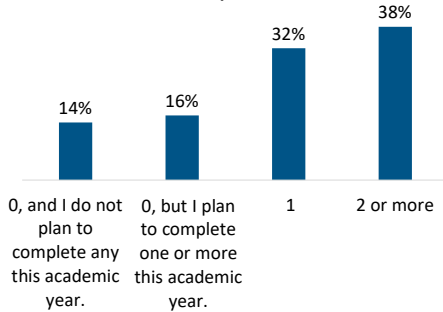
[^]Blue column percentages are based on those respondents who indicated participation in an activity. Pink column percentages are based on those respondents who indicated they did not participate in an activity.

If you did not participate in one or more of these activities/services, why not?

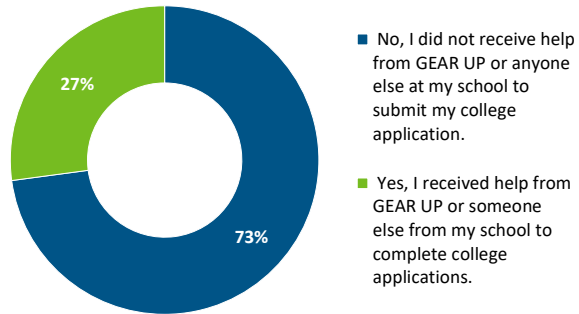


Section 6: College Preparation Activities

How many college applications have you completed?

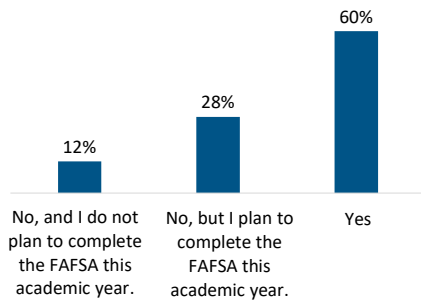


Did you receive in-person and/or virtual help from GEAR UP or anyone else at your school to complete your college applications?[^]

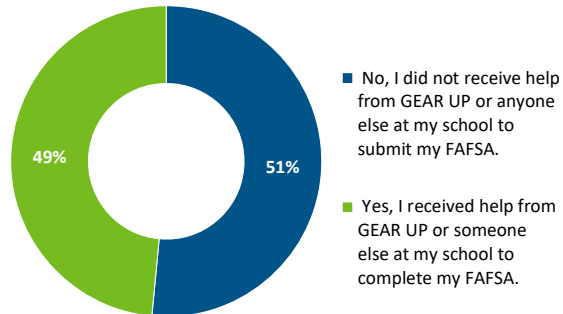


[^]Percentages are based on those students who completed an application or FAFSA.

The Free Application for Federal Student Aid (FAFSA) is available to be completed. Have you completed your FAFSA yet?

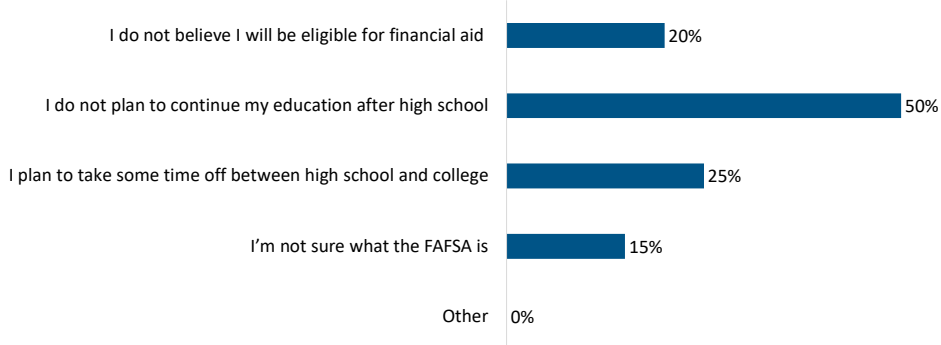


Did you receive in-person and/or virtual help from GEAR UP or anyone else at your school to complete your FAFSA?[^]

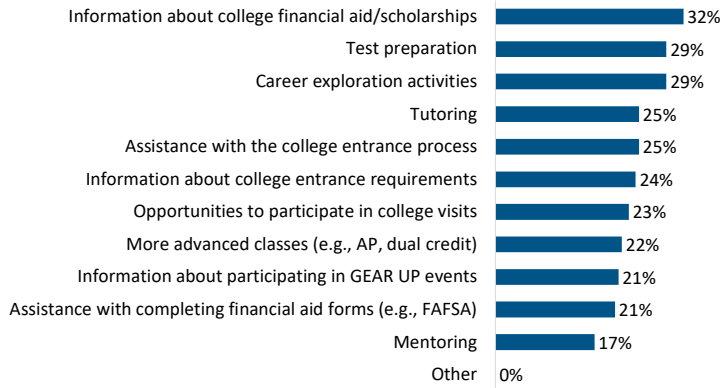


[^]Percentages are based on those students who completed an application or FAFSA.

For those of you who selected No, and I do not plan to complete the FAFSA this academic year, what are the main reasons you do not plan to do so?*



Which of the following do you need from your school or GEAR UP to help you be more successful in school and more prepared for college?*





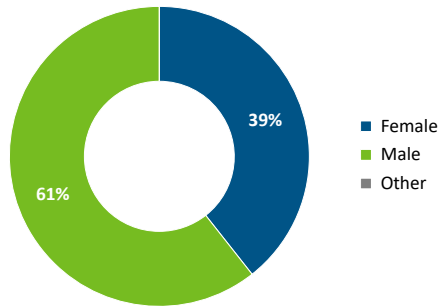
School Level Response Rates:	
Total Enrollment	132
Surveys Received	69
Response Rate	52%

School Name: Clay County High School
 Survey Type: Grade 12 Survey Report

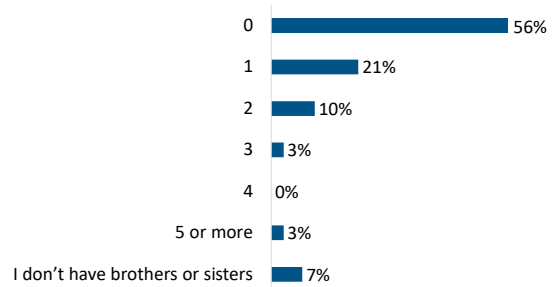
Notes: Throughout this report, all percentages are rounded to the nearest whole number; amounts lower than 0.5% are rounded down to 0%. An asterisk indicates a select all that apply question; amounts may exceed 100%.

Section 1: Background/Demographics


What is your gender?



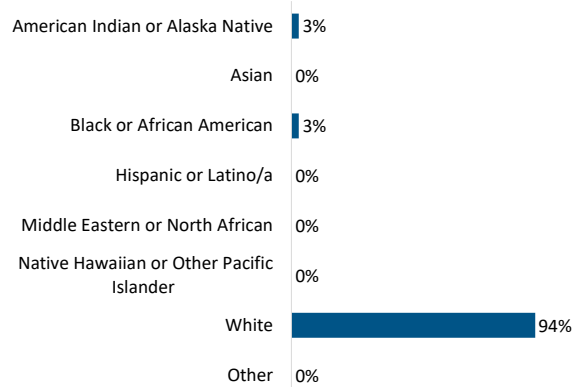
If you have brothers or sisters, how many have attended college in the past or are in college now?



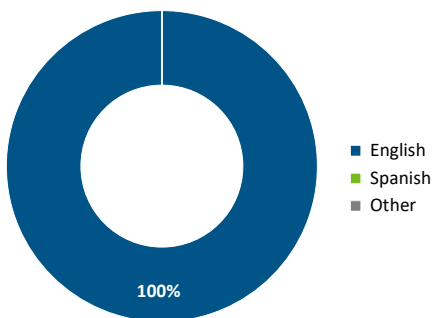
What is the highest level of education achieved by your parent(s)/guardian(s)?



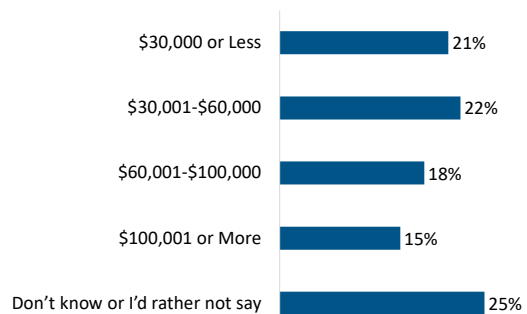
What is your race/ethnicity?



What is the main language you speak at home?

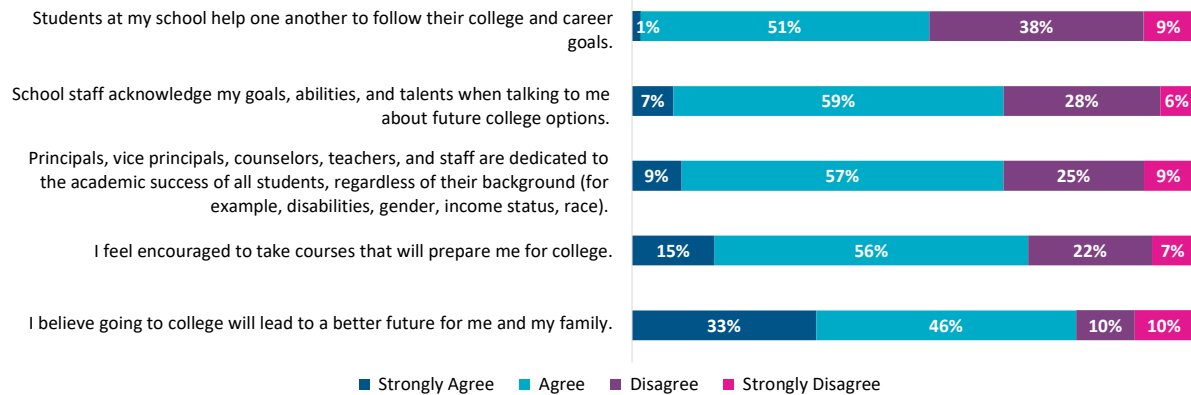


How much money do you think your family made (before taxes) during the past 12 months?



Section 2: About Your School

Please select how much you agree with the following statements about your school.



Section 3: Educational Goals and Aspirations

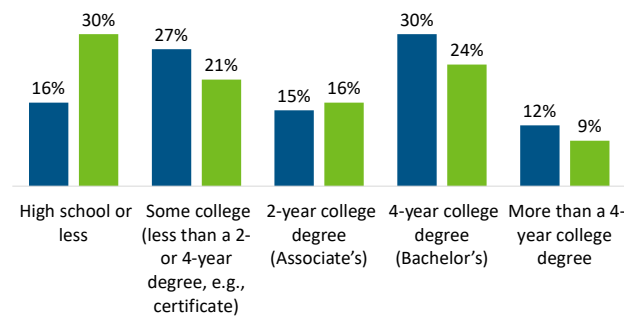
Do you plan to continue your education after high school?



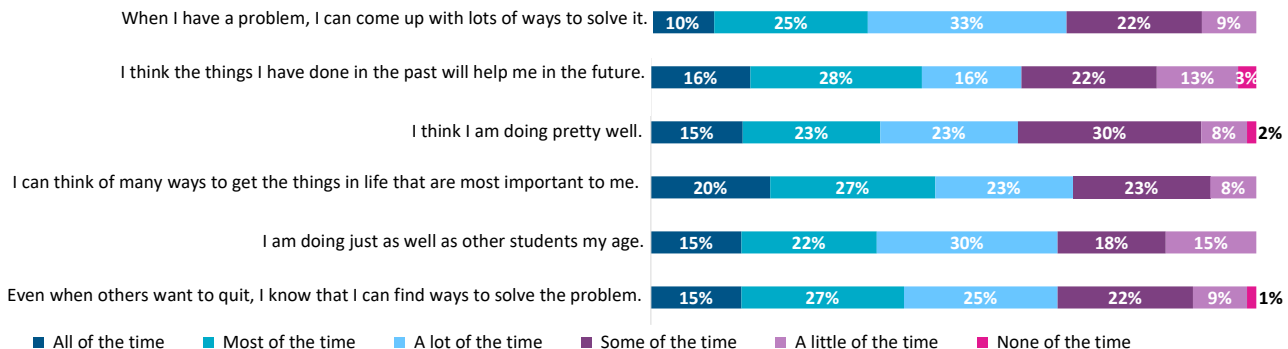
What, if anything, may prevent you from continuing your education after high school?*

Concerns about COVID-19	1%
Family issues	10%
I need to work	29%
I plan to enlist in the military	0%
I want to work	35%
I won't receive/be eligible for enough financial aid	20%
It costs too much/I can't afford it	52%
My grades aren't good enough	17%
Other (please write in reason):	0%

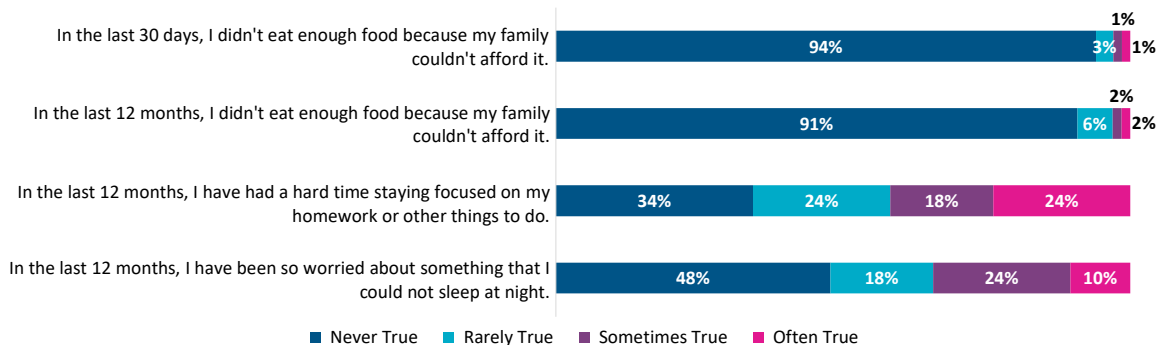
What is the highest level of education that you...
 ■ would like to get? ■ expect to get?



Please read the following sentences below and think about how you are in most situations.

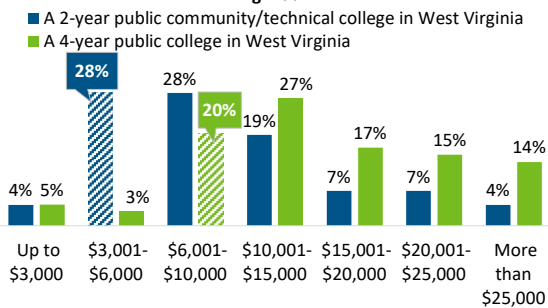


Please rate how much the following statements are true for you.



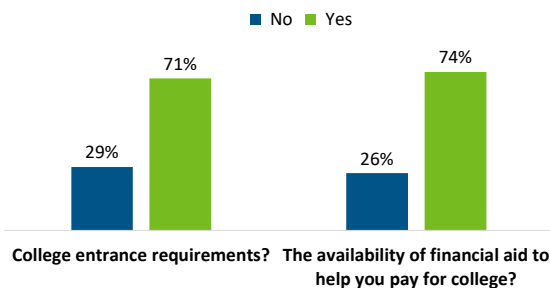
Section 4: College Knowledge and Awareness

On average, how much do you think it costs for one year of in-state tuition to attend the following college options in West Virginia?[^]

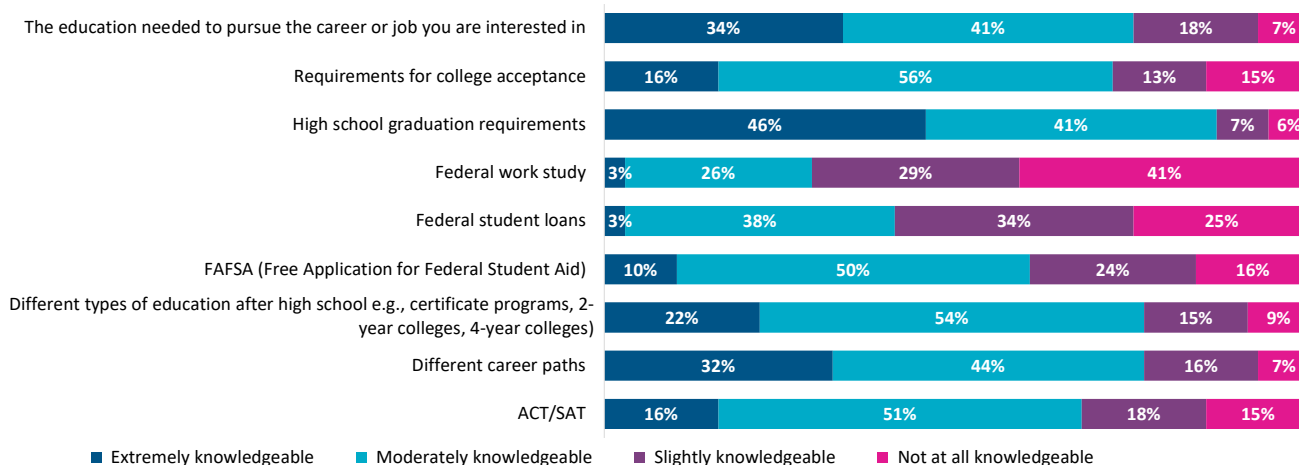


[^]The correct responses are indicated by pattern filled bar.

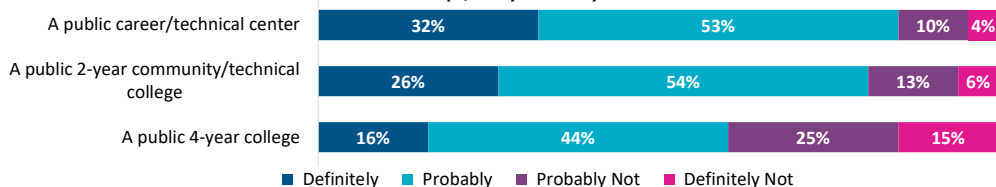
Has anyone from your school or GEAR UP ever spoken with you about...



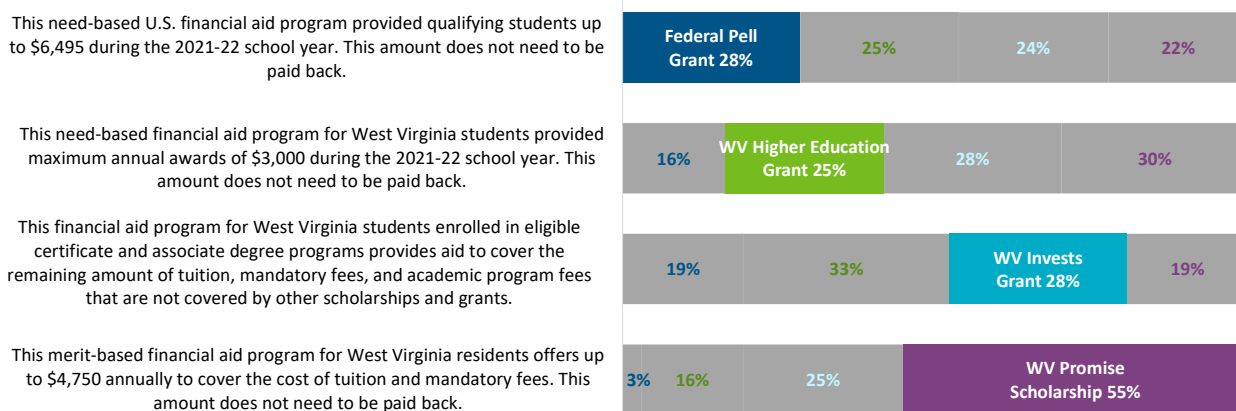
Please rate your level of knowledge about the following financial aid topics.



Do you think that you could afford to attend one of the following types of colleges using financial aid, scholarships, and your family's resources?



Financial aid programs available to West Virginia Students[^]



[^]The correct responses are indicated by filled bar.

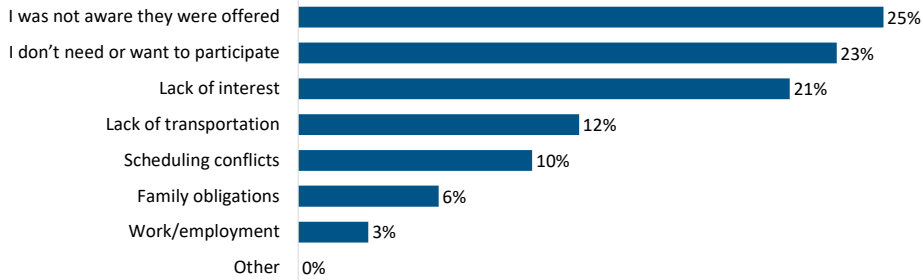
Section 5: College and Career Activities and Services

Have you participated in any of the activities below? If you did attend, how helpful was the activity in preparing you for your future?[^]

	extent participant found each of the following activities helpful					non-participation status		
	Extremely helpful	Moderately helpful	Slightly helpful	Not at all helpful	Number of participants	Not offered / does not apply	Offered, but I did not attend	Number of non-participants
Academic planning/career advising	16%	37%	30%	16%	43	73%	27%	22
Accessing CFWV.com portal	14%	25%	37%	24%	51	73%	27%	15
ACT/SAT preparation	9%	35%	46%	11%	46	68%	32%	19
Assistance with completing financial aid forms (FAFSA)	24%	42%	26%	8%	38	38%	62%	29
College Application and Exploration Week	19%	24%	46%	11%	37	70%	30%	30
College campus visits (virtual)	20%	34%	29%	17%	35	75%	25%	32
College Decision Day and/or other college acceptance events	16%	35%	30%	19%	37	70%	30%	30
Text for Success initiative	15%	31%	27%	27%	26	80%	20%	41

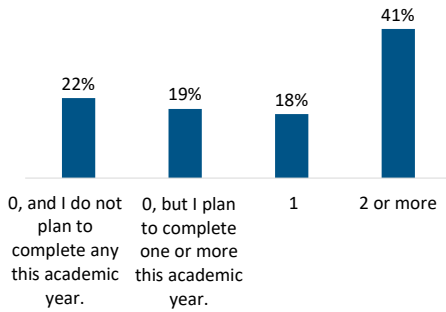
[^]Blue column percentages are based on those respondents who indicated participation in an activity. Pink column percentages are based on those respondents who indicated they did not participate in an activity.

If you did not participate in one or more of these activities/services, why not?

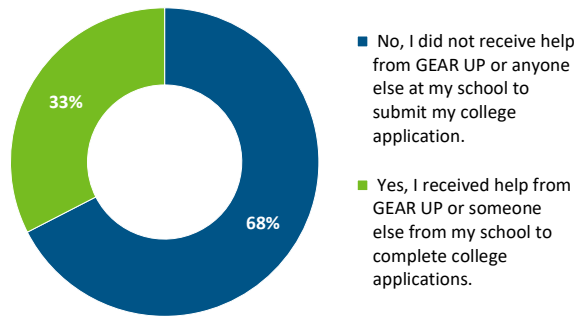


Section 6: College Preparation Activities

How many college applications have you completed?

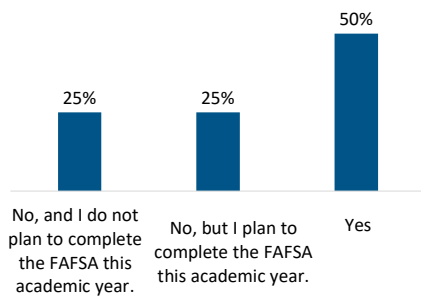


Did you receive in-person and/or virtual help from GEAR UP or anyone else at your school to complete your college applications?^

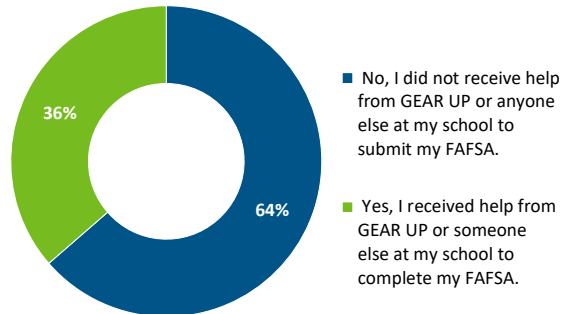


^Percentages are based on those students who completed an application or FAFSA.

The Free Application for Federal Student Aid (FAFSA) is available to be completed. Have you completed your FAFSA yet?

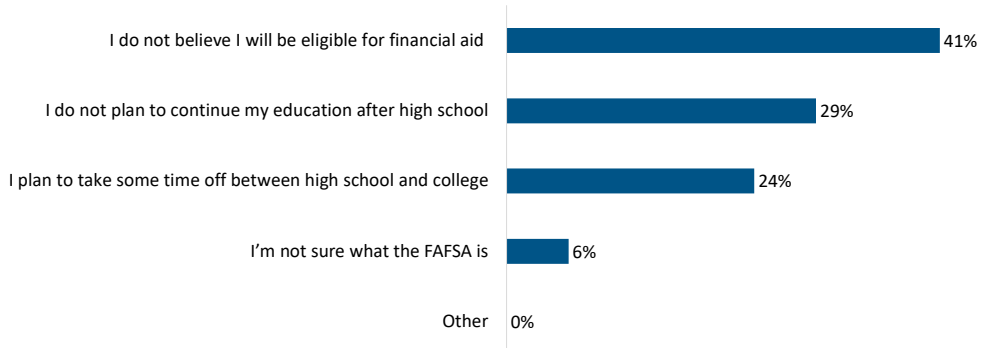


Did you receive in-person and/or virtual help from GEAR UP or anyone else at your school to complete your FAFSA?^

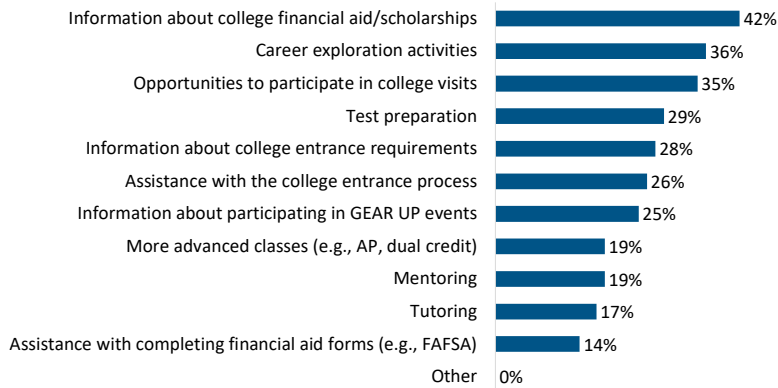


^Percentages are based on those students who completed an application or FAFSA.

For those of you who selected No, and I do not plan to complete the FAFSA this academic year, what are the main reasons you do not plan to do so?*



Which of the following do you need from your school or GEAR UP to help you be more successful in school and more prepared for college?*





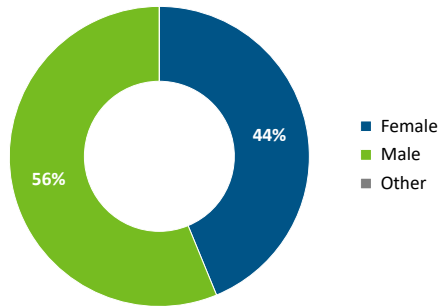
School Level Response Rates:	
Total Enrollment	219
Surveys Received	180
Response Rate	82%

School Name: Lincoln County High School
 Survey Type: Grade 12 Survey Report

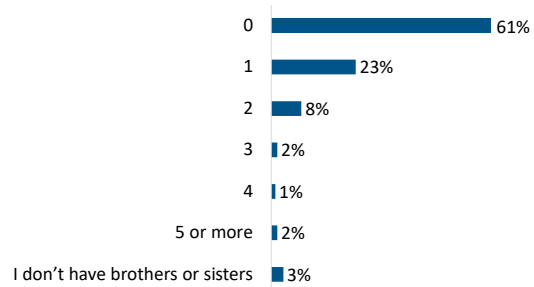
Notes: Throughout this report, all percentages are rounded to the nearest whole number; amounts lower than 0.5% are rounded down to 0%. An asterisk indicates a select all that apply question; amounts may exceed 100%.

Section 1: Background/Demographics

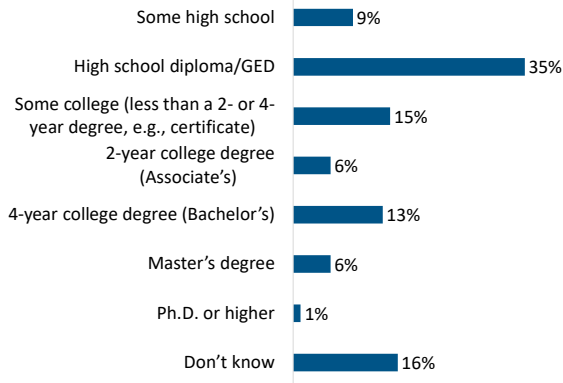
What is your gender?



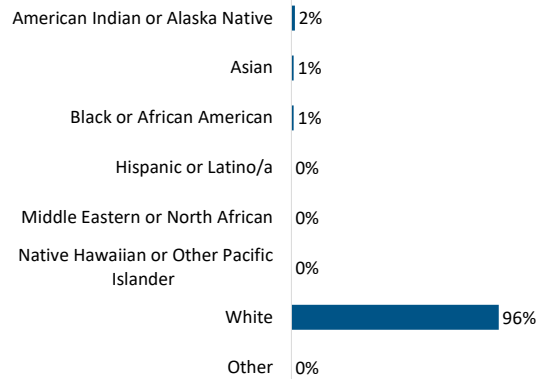
If you have brothers or sisters, how many have attended college in the past or are in college now?



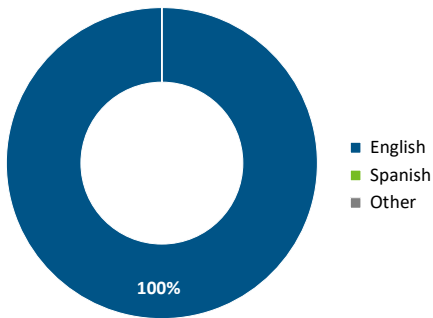
What is the highest level of education achieved by your parent(s)/guardian(s)?



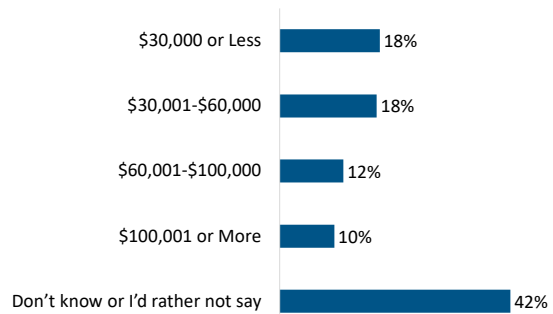
What is your race/ethnicity?



What is the main language you speak at home?

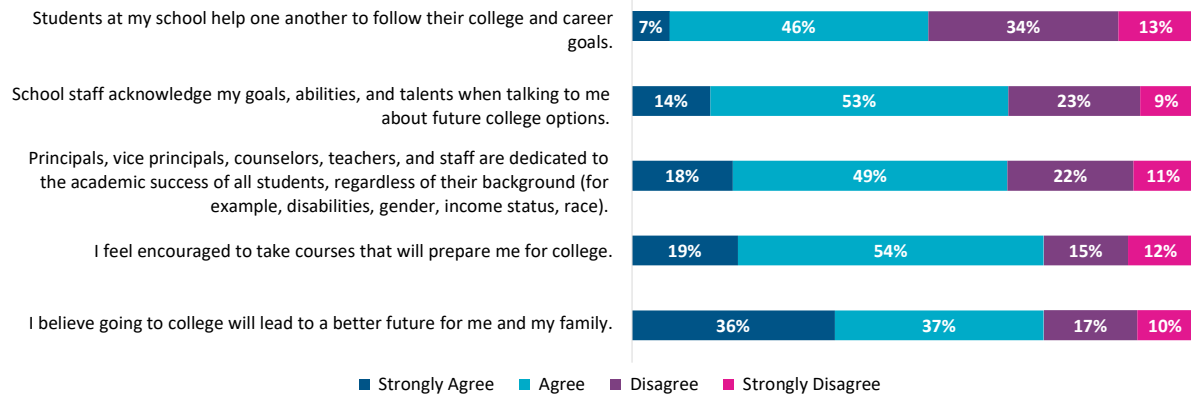


How much money do you think your family made (before taxes) during the past 12 months?



Section 2: About Your School

Please select how much you agree with the following statements about your school.

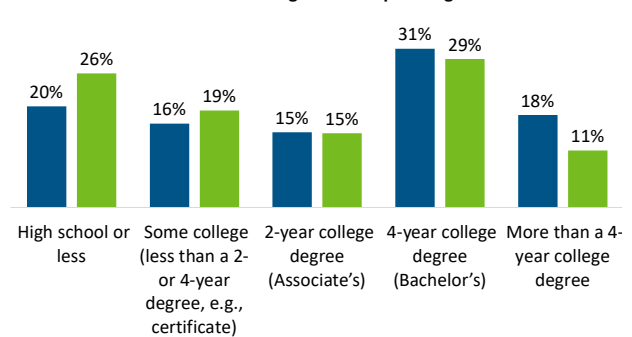


Section 3: Educational Goals and Aspirations

Do you plan to continue your education after high school?



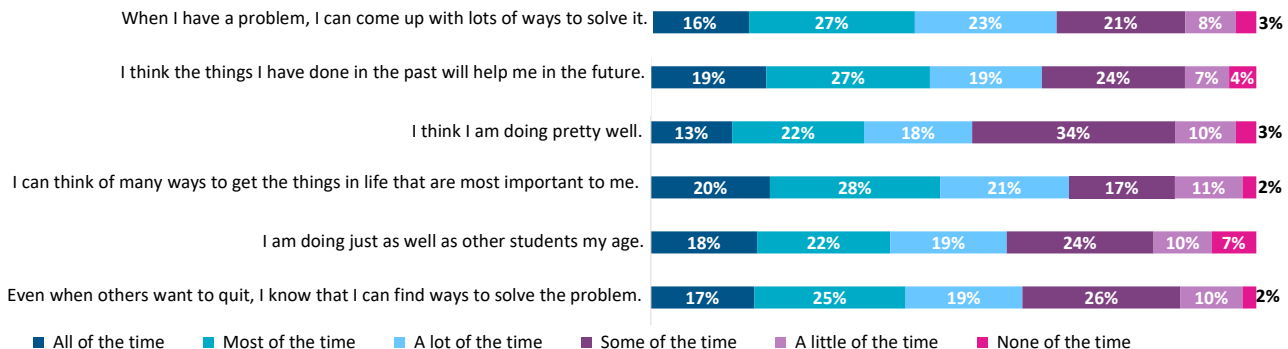
What is the highest level of education that you...
 would like to get? expect to get?



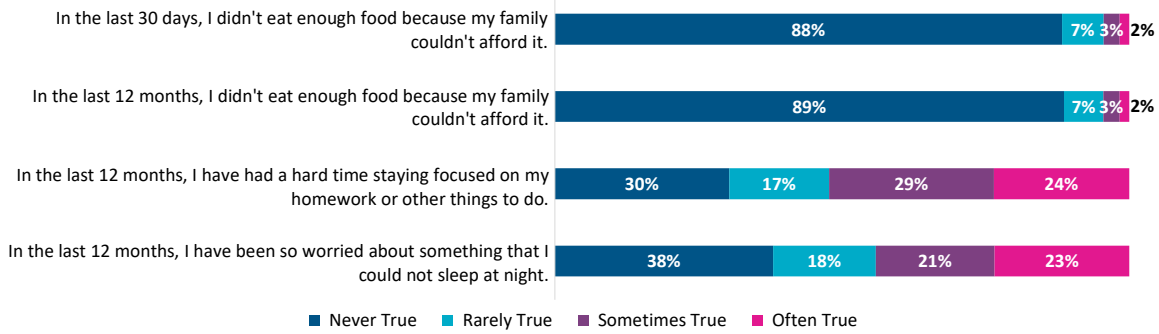
What, if anything, may prevent you from continuing your education after high school?*

Concerns about COVID-19	4%
Family issues	11%
I need to work	28%
I plan to enlist in the military	6%
I want to work	37%
I won't receive/be eligible for enough financial aid	22%
It costs too much/I can't afford it	43%
My grades aren't good enough	22%
Other (please write in reason):	0%

Please read the following sentences below and think about how you are in most situations.



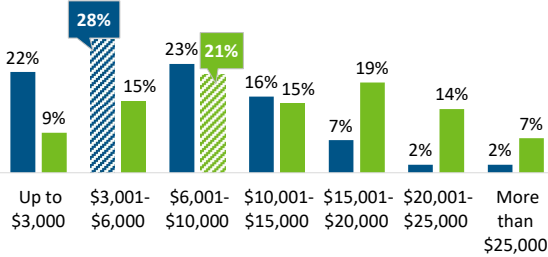
Please rate how much the following statements are true for you.



Section 4: College Knowledge and Awareness

On average, how much do you think it costs for one year of in-state tuition to attend the following college options in West Virginia?[^]

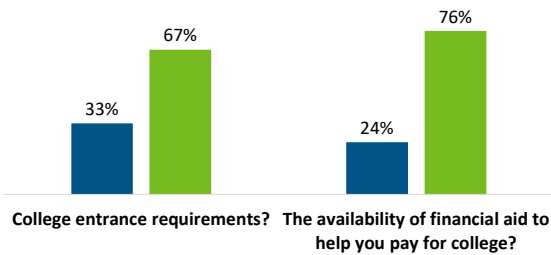
■ A 2-year public community/technical college in West Virginia
■ A 4-year public college in West Virginia



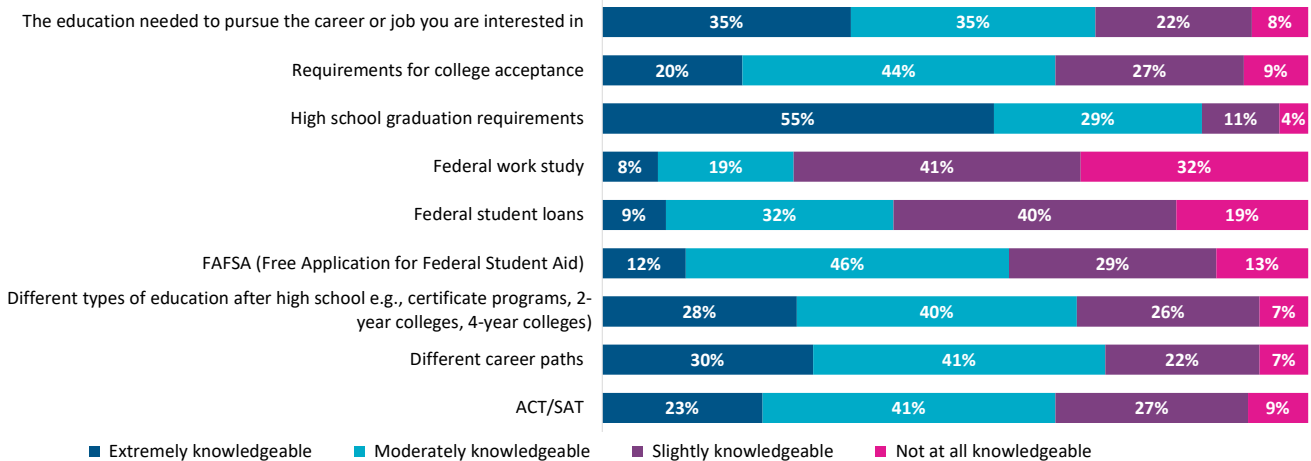
[^]The correct responses are indicated by pattern filled bar.

Has anyone from your school or GEAR UP ever spoken with you about...

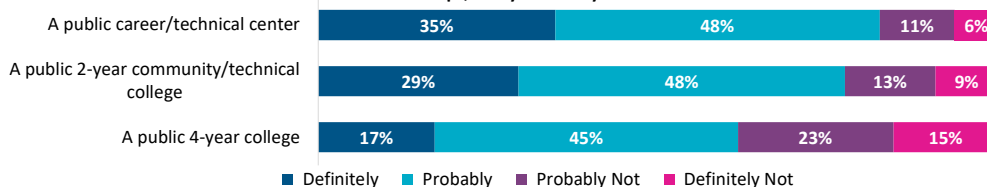
■ No ■ Yes



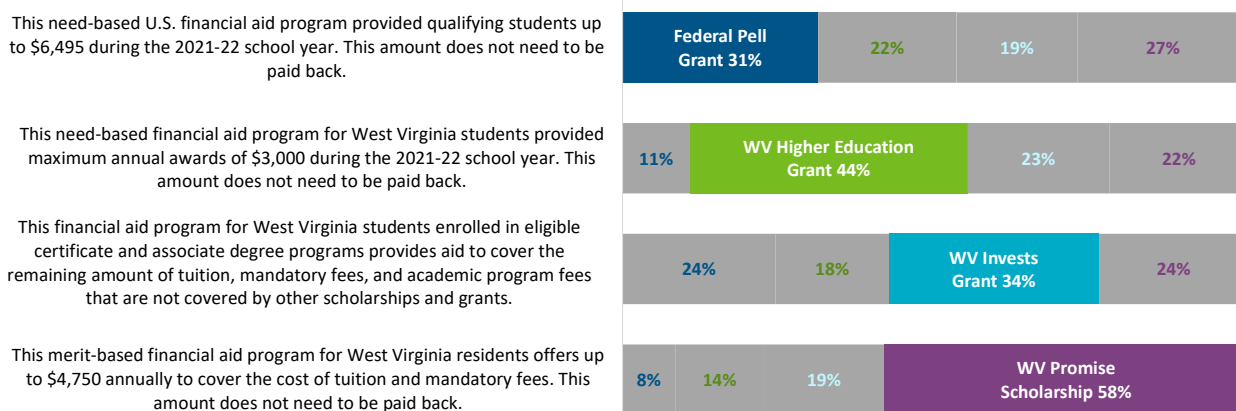
Please rate your level of knowledge about the following financial aid topics.



Do you think that you could afford to attend one of the following types of colleges using financial aid, scholarships, and your family's resources?



Financial aid programs available to West Virginia Students[^]



[^]The correct responses are indicated by filled bar.

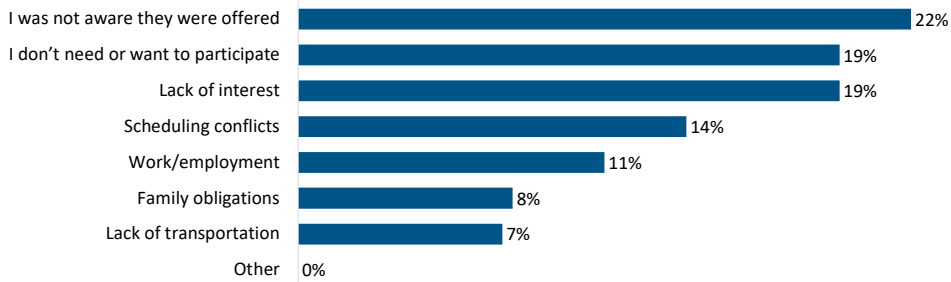
Section 5: College and Career Activities and Services

Have you participated in any of the activities below? If you did attend, how helpful was the activity in preparing you for your future?[^]

	extent participant found each of the following activities helpful					non-participation status		
	Extremely helpful	Moderately helpful	Slightly helpful	Not at all helpful	Number of participants	Not offered / does not apply	Offered, but I did not attend	Number of non-participants
Academic planning/career advising	16%	31%	39%	14%	90	57%	43%	83
Accessing CFWV.com portal	12%	27%	46%	16%	94	60%	40%	80
ACT/SAT preparation	19%	30%	38%	13%	105	33%	67%	69
Assistance with completing financial aid forms (FAFSA)	27%	30%	31%	12%	84	26%	74%	91
College Application and Exploration Week	25%	23%	42%	11%	57	58%	42%	120
College campus visits (virtual)	20%	32%	36%	12%	84	44%	56%	90
College Decision Day and/or other college acceptance events	16%	28%	39%	17%	69	63%	38%	104
Text for Success initiative	11%	23%	31%	34%	64	60%	40%	108

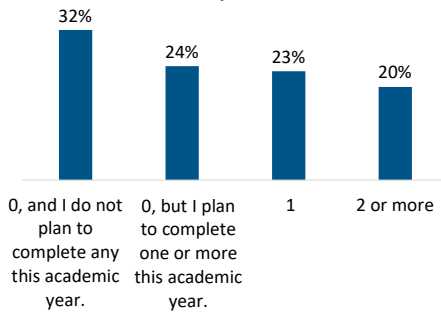
[^]Blue column percentages are based on those respondents who indicated participation in an activity. Pink column percentages are based on those respondents who indicated they did not participate in an activity.

If you did not participate in one or more of these activities/services, why not?

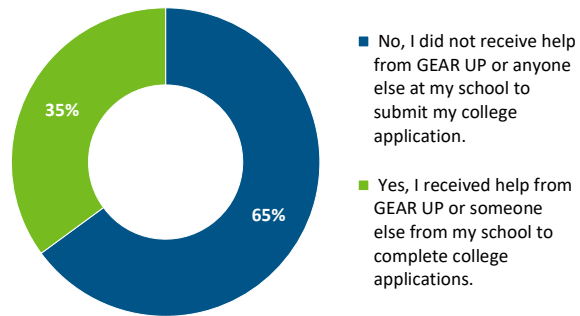


Section 6: College Preparation Activities

How many college applications have you completed?

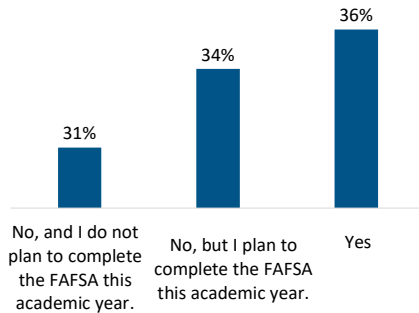


Did you receive in-person and/or virtual help from GEAR UP or anyone else at your school to complete your college applications?[^]

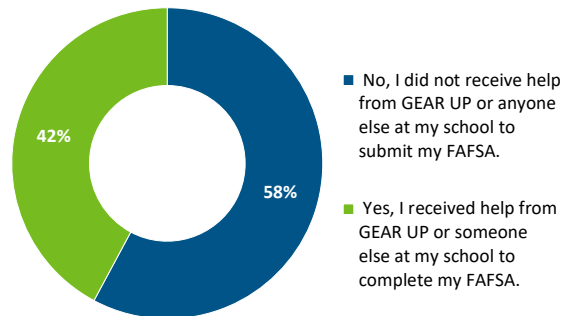


[^]Percentages are based on those students who completed an application or FAFSA.

The Free Application for Federal Student Aid (FAFSA) is available to be completed. Have you completed your FAFSA yet?

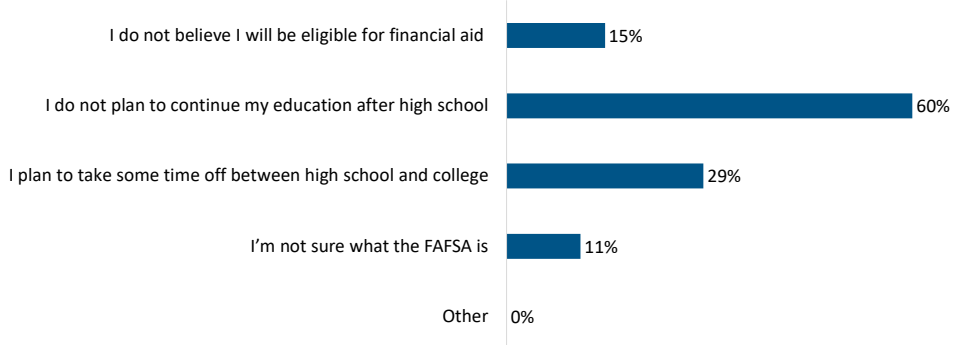


Did you receive in-person and/or virtual help from GEAR UP or anyone else at your school to complete your FAFSA?[^]

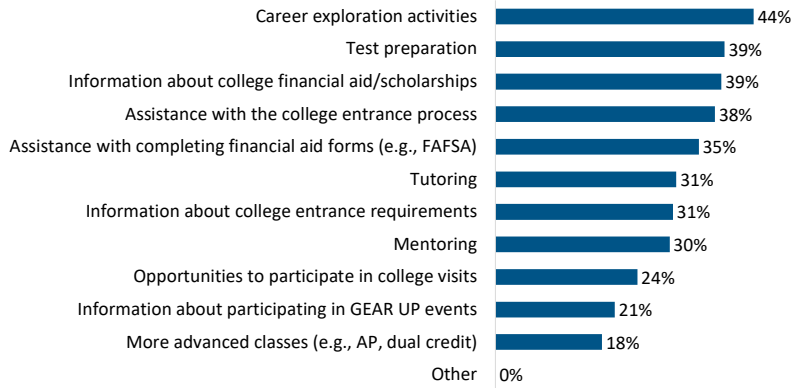


[^]Percentages are based on those students who completed an application or FAFSA.

For those of you who selected No, and I do not plan to complete the FAFSA this academic year, what are the main reasons you do not plan to do so?*



Which of the following do you need from your school or GEAR UP to help you be more successful in school and more prepared for college?*





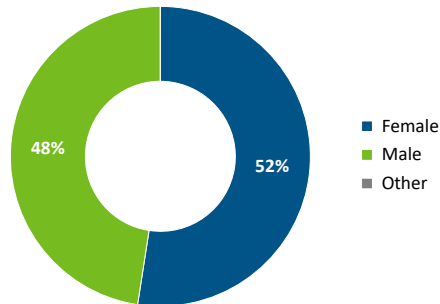
School Level Response Rates:	
Total Enrollment	374
Surveys Received	279
Response Rate	75%

County Name: Logan County
 Survey Type: Grade 12 Survey Report

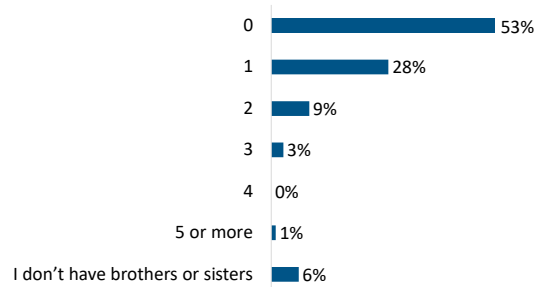
Notes: Throughout this report, all percentages are rounded to the nearest whole number; amounts lower than 0.5% are rounded down to 0%. An asterisk indicates a select all that apply question; amounts may exceed 100%.

Section 1: Background/Demographics


What is your gender?



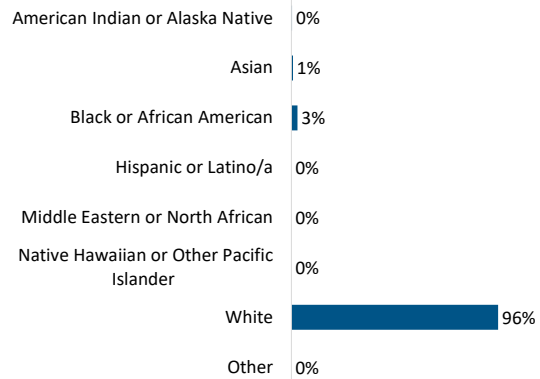
If you have brothers or sisters, how many have attended college in the past or are in college now?



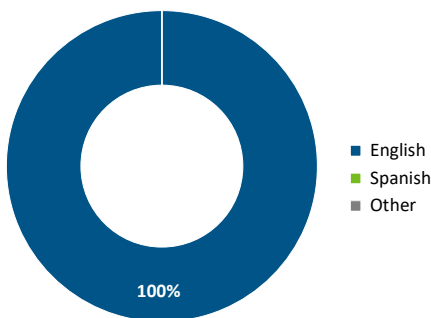
What is the highest level of education achieved by your parent(s)/guardian(s)?



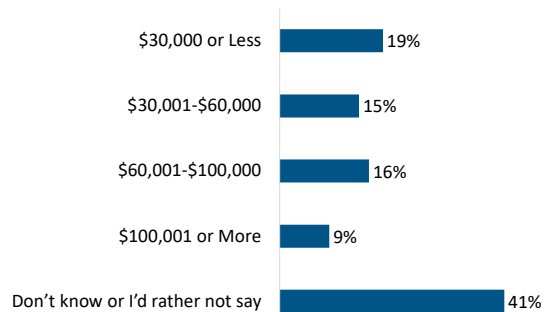
What is your race/ethnicity?



What is the main language you speak at home?

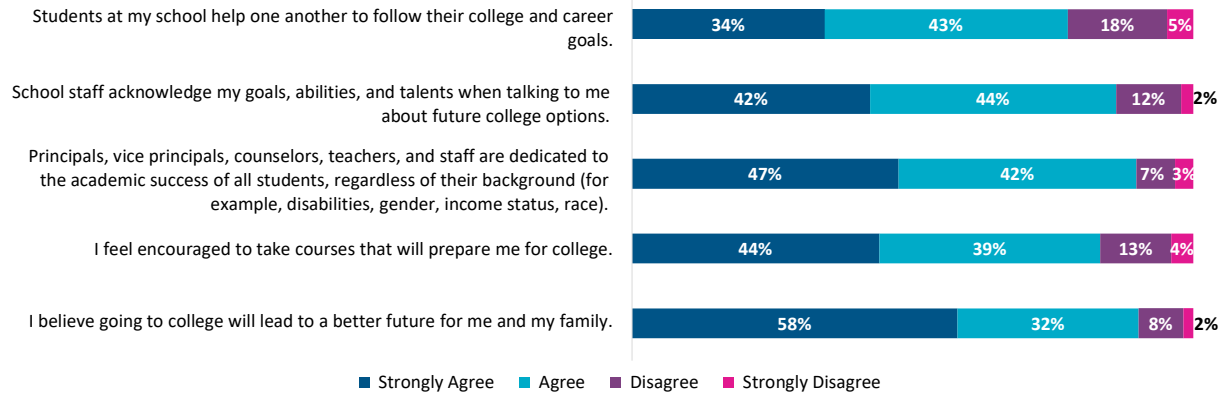


How much money do you think your family made (before taxes) during the past 12 months?



Section 2: About Your School

Please select how much you agree with the following statements about your school.



Section 3: Educational Goals and Aspirations

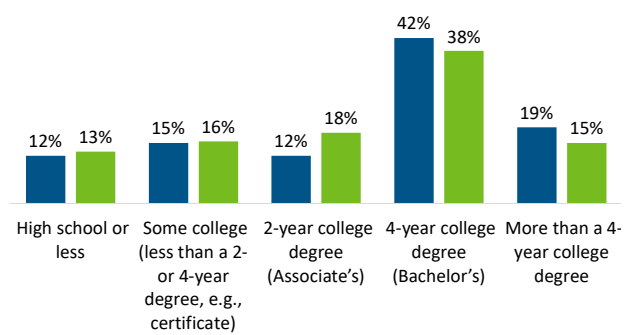
Do you plan to continue your education after high school?



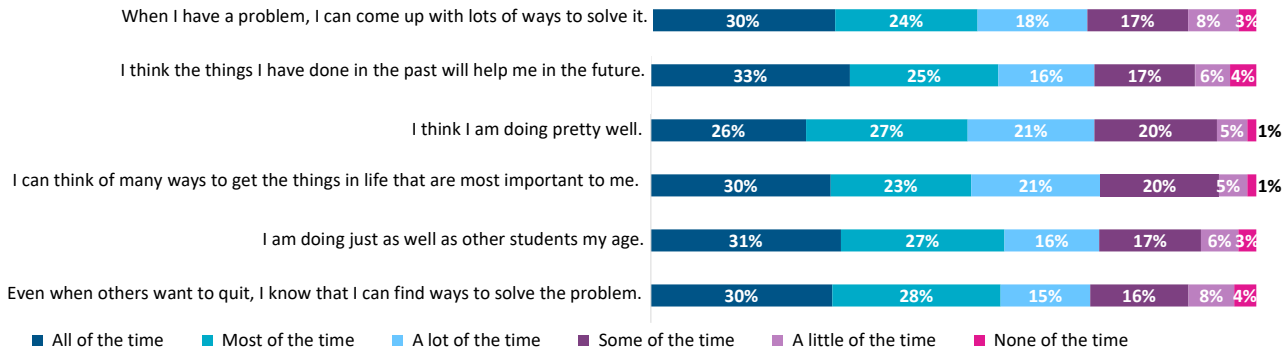
What, if anything, may prevent you from continuing your education after high school?*

Concerns about COVID-19	4%
Family issues	7%
I need to work	15%
I plan to enlist in the military	1%
I want to work	18%
I won't receive/be eligible for enough financial aid	13%
It costs too much/I can't afford it	32%
My grades aren't good enough	13%
Other (please write in reason):	0%

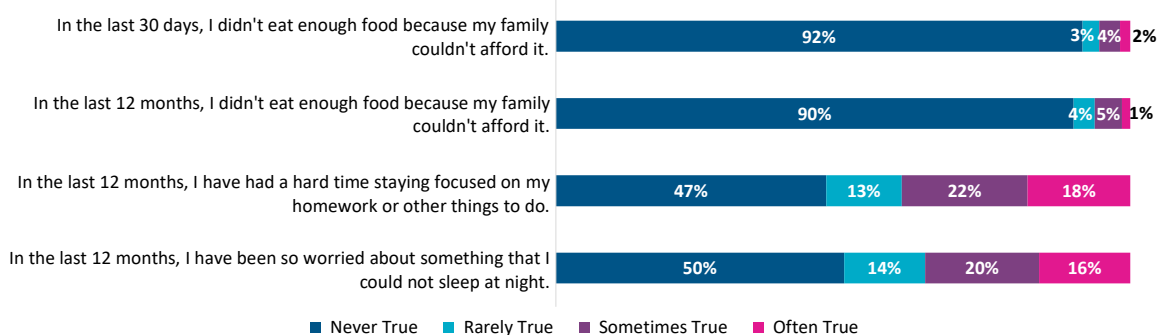
What is the highest level of education that you...
 would like to get? expect to get?



Please read the following sentences below and think about how you are in most situations.

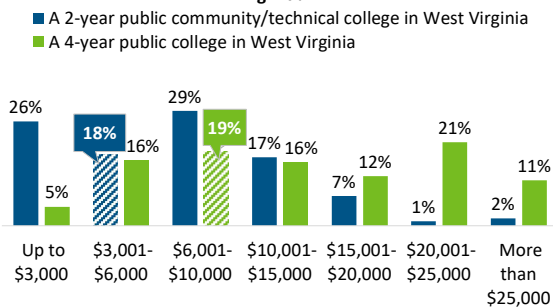


Please rate how much the following statements are true for you.



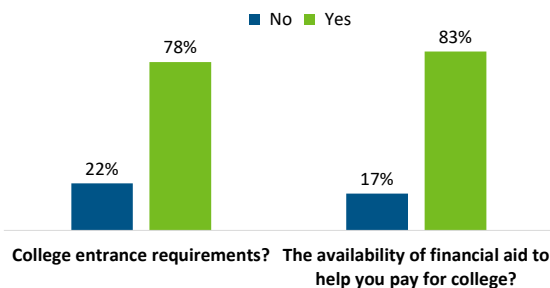
Section 4: College Knowledge and Awareness

On average, how much do you think it costs for one year of in-state tuition to attend the following college options in West Virginia?[^]

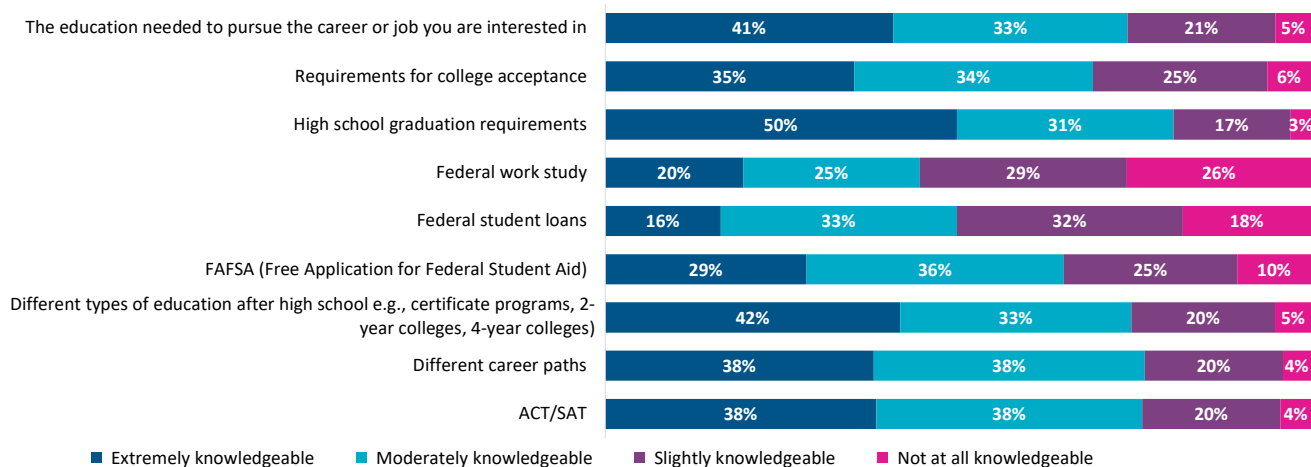


[^]The correct responses are indicated by pattern filled bar.

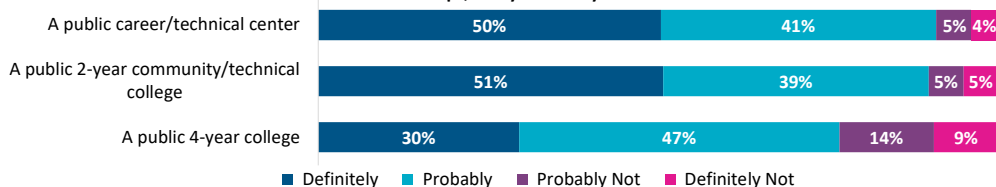
Has anyone from your school or GEAR UP ever spoken with you about...



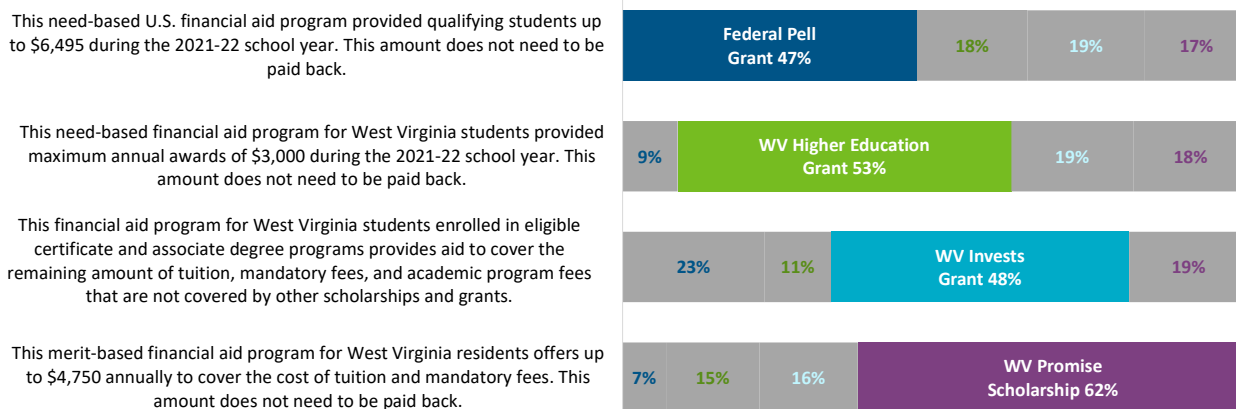
Please rate your level of knowledge about the following financial aid topics.



Do you think that you could afford to attend one of the following types of colleges using financial aid, scholarships, and your family's resources?



Financial aid programs available to West Virginia Students[^]



[^]The correct responses are indicated by filled bar.

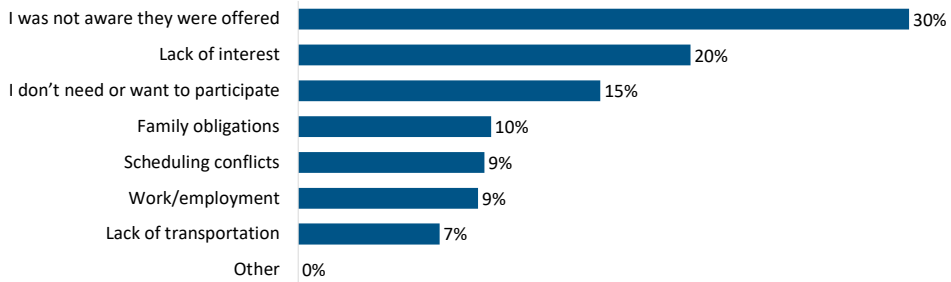
Section 5: College and Career Activities and Services

Have you participated in any of the activities below? If you did attend, how helpful was the activity in preparing you for your future?[^]

	extent participant found each of the following activities helpful					non-participation status		
	Extremely helpful	Moderately helpful	Slightly helpful	Not at all helpful	Number of participants	Not offered / does not apply	Offered, but I did not attend	Number of non-participants
Academic planning/career advising	40%	29%	24%	8%	172	69%	31%	101
Accessing CFWV.com portal	42%	31%	21%	6%	161	70%	30%	113
ACT/SAT preparation	42%	30%	22%	6%	191	45%	55%	86
Assistance with completing financial aid forms (FAFSA)	51%	28%	17%	4%	166	46%	54%	110
College Application and Exploration Week	49%	26%	21%	4%	136	72%	28%	139
College campus visits (virtual)	48%	27%	20%	5%	142	61%	39%	133
College Decision Day and/or other college acceptance events	47%	27%	19%	6%	142	76%	24%	133
Text for Success initiative	45%	26%	23%	6%	134	80%	20%	142

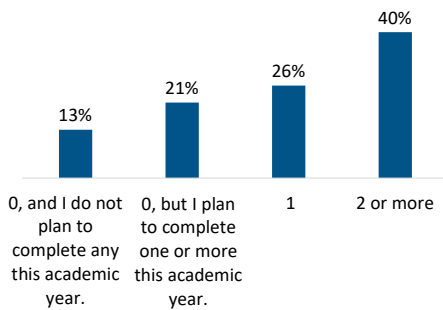
[^]Blue column percentages are based on those respondents who indicated participation in an activity. Pink column percentages are based on those respondents who indicated they did not participate in an activity.

If you did not participate in one or more of these activities/services, why not?

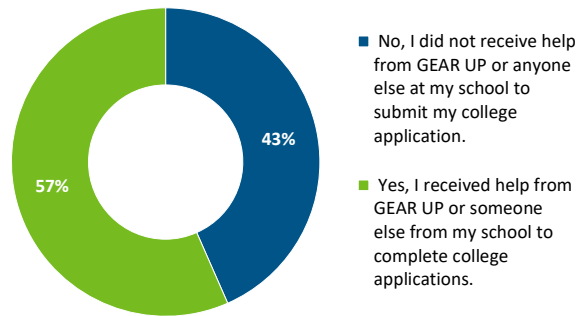


Section 6: College Preparation Activities

How many college applications have you completed?

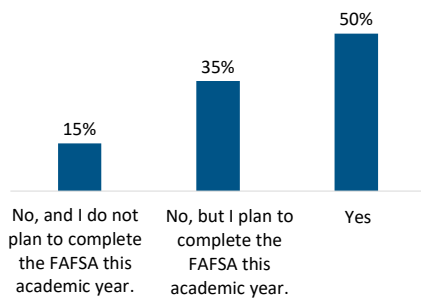


Did you receive in-person and/or virtual help from GEAR UP or anyone else at your school to complete your college applications?[^]

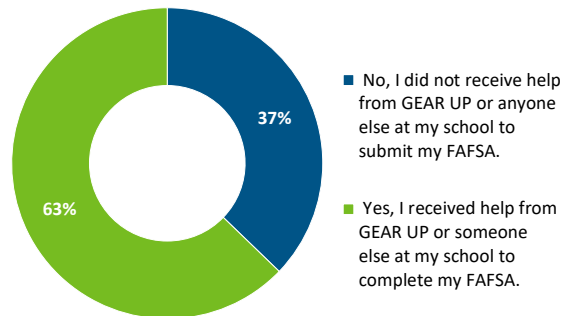


[^]Percentages are based on those students who completed an application or FAFSA.

The Free Application for Federal Student Aid (FAFSA) is available to be completed. Have you completed your FAFSA yet?

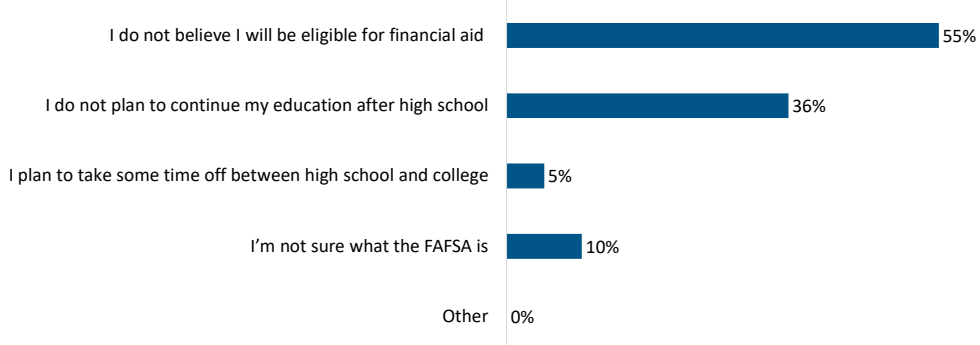


Did you receive in-person and/or virtual help from GEAR UP or anyone else at your school to complete your FAFSA?[^]

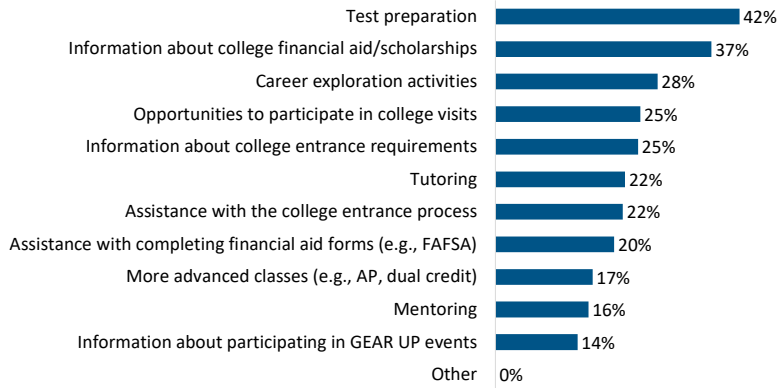


[^]Percentages are based on those students who completed an application or FAFSA.

For those of you who selected No, and I do not plan to complete the FAFSA this academic year, what are the main reasons you do not plan to do so?*



Which of the following do you need from your school or GEAR UP to help you be more successful in school and more prepared for college?*





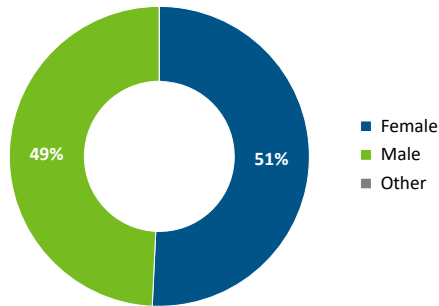
School Level Response Rates:	
Total Enrollment	302
Surveys Received	203
Response Rate	67%

County Name: **Mason County**
 Survey Type: **Grade 12 Survey Report**

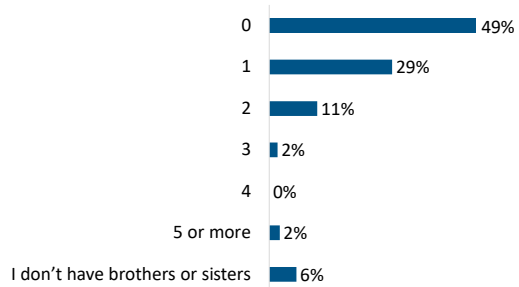
Notes: Throughout this report, all percentages are rounded to the nearest whole number; amounts lower than 0.5% are rounded down to 0%. An asterisk indicates a select all that apply question; amounts may exceed 100%.

Section 1: Background/Demographics

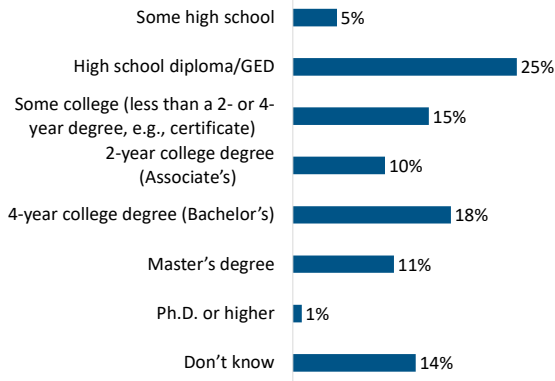
What is your gender?



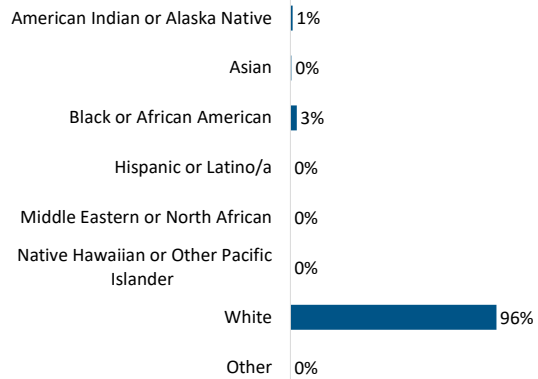
If you have brothers or sisters, how many have attended college in the past or are in college now?



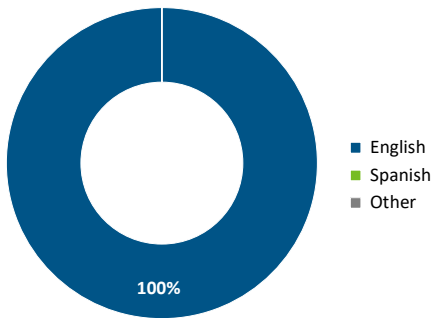
What is the highest level of education achieved by your parent(s)/guardian(s)?



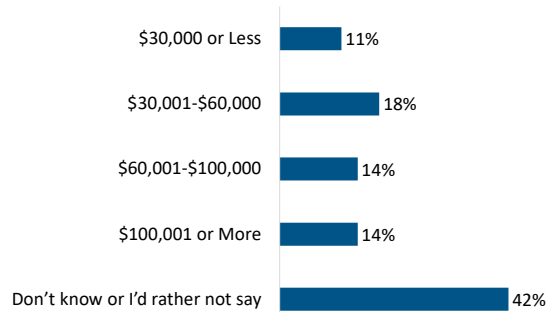
What is your race/ethnicity?



What is the main language you speak at home?

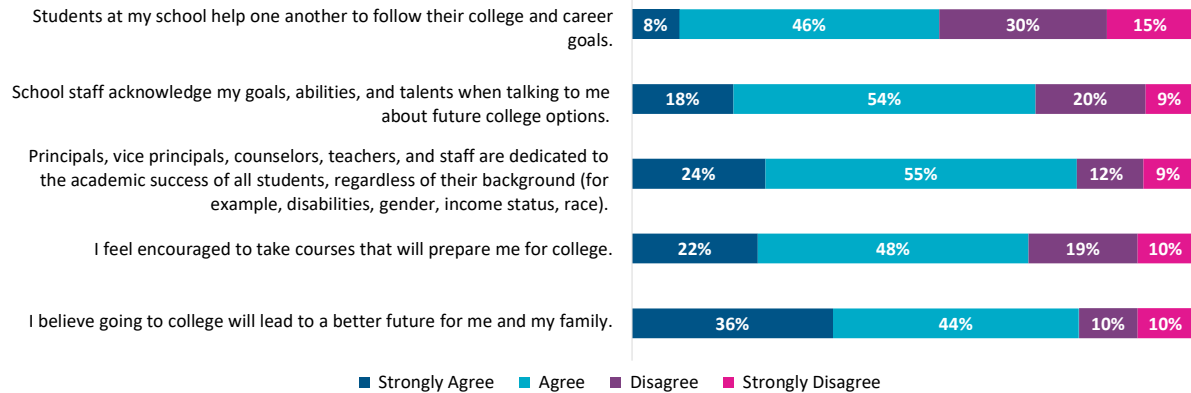


How much money do you think your family made (before taxes) during the past 12 months?



Section 2: About Your School

Please select how much you agree with the following statements about your school.

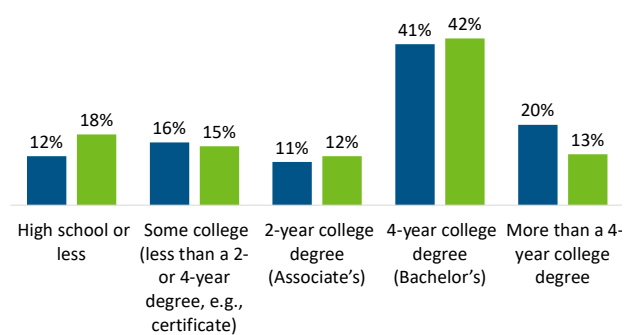


Section 3: Educational Goals and Aspirations

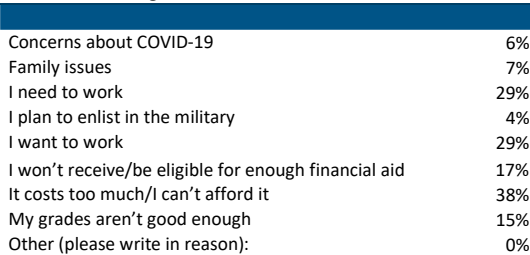
Do you plan to continue your education after high school?



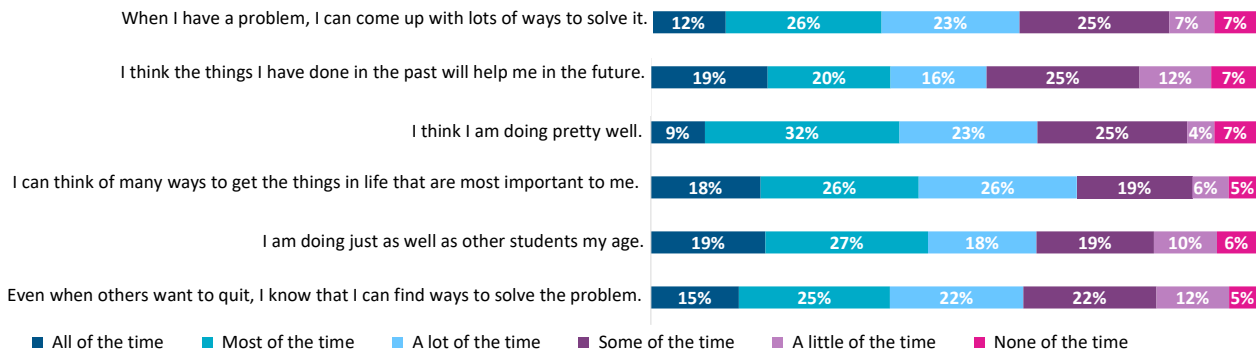
What is the highest level of education that you...
 would like to get? expect to get?



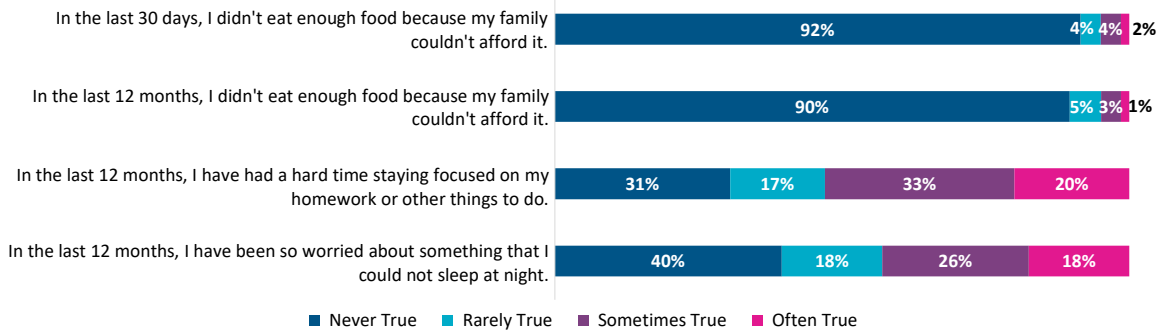
What, if anything, may prevent you from continuing your education after high school?*



Please read the following sentences below and think about how you are in most situations.



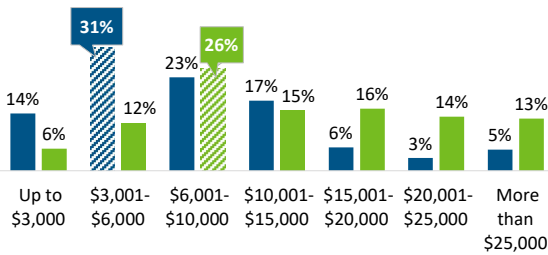
Please rate how much the following statements are true for you.



Section 4: College Knowledge and Awareness

On average, how much do you think it costs for one year of in-state tuition to attend the following college options in West Virginia?[^]

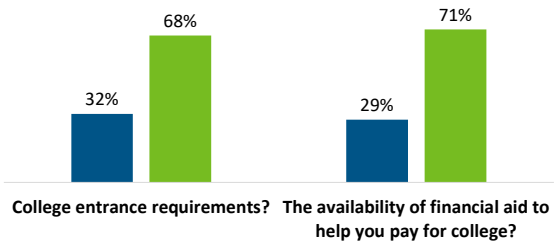
■ A 2-year public community/technical college in West Virginia
■ A 4-year public college in West Virginia



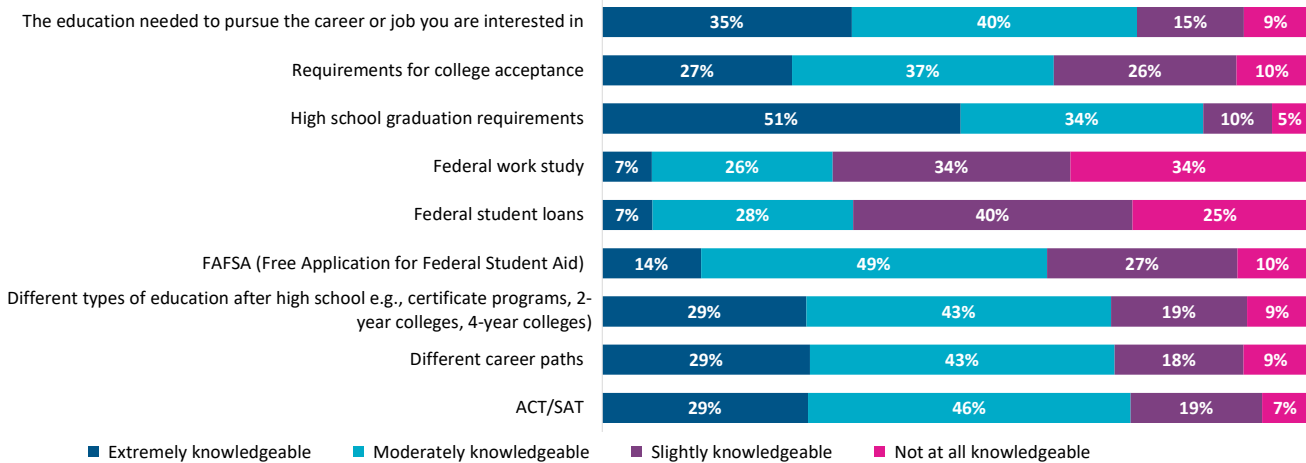
[^]The correct responses are indicated by pattern filled bar.

Has anyone from your school or GEAR UP ever spoken with you about...

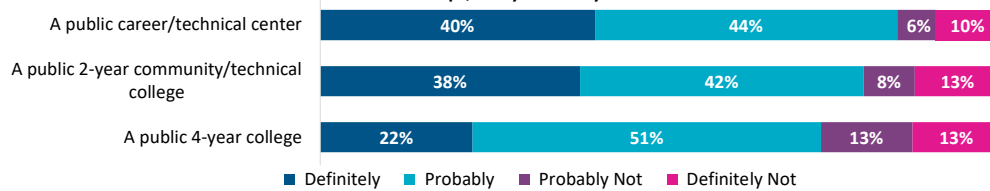
■ No ■ Yes



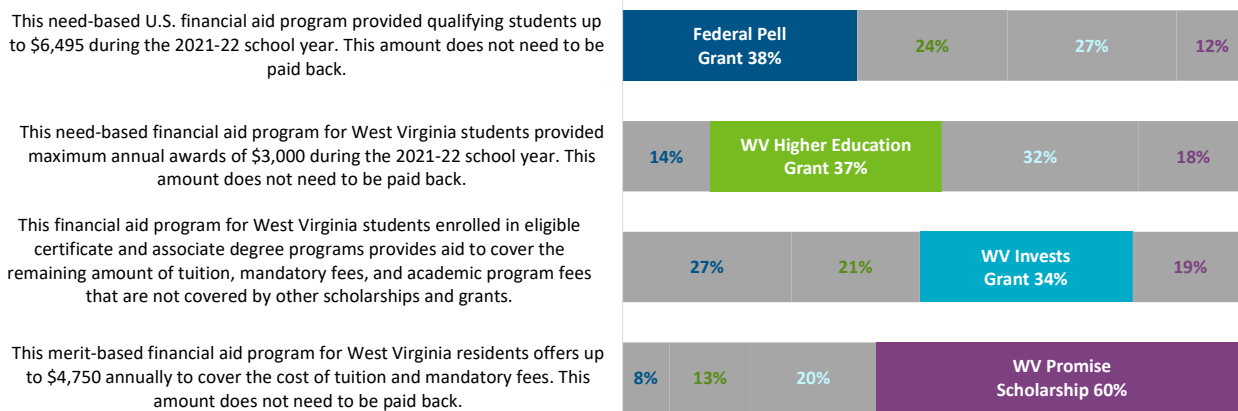
Please rate your level of knowledge about the following financial aid topics.



Do you think that you could afford to attend one of the following types of colleges using financial aid, scholarships, and your family's resources?



Financial aid programs available to West Virginia Students[^]



[^]The correct responses are indicated by filled bar.

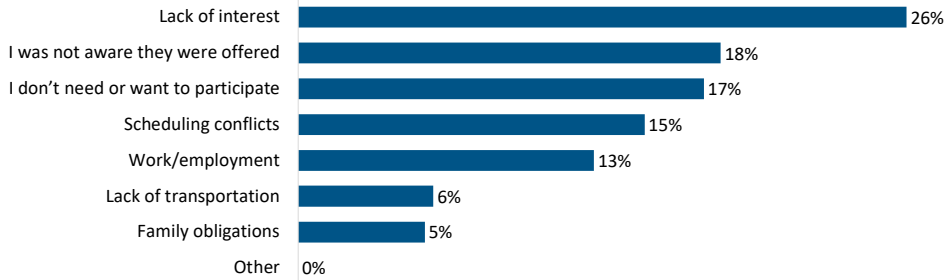
Section 5: College and Career Activities and Services

Have you participated in any of the activities below? If you did attend, how helpful was the activity in preparing you for your future?[^]

	extent participant found each of the following activities helpful				Number of participants	non-participation status		
	Extremely helpful	Moderately helpful	Slightly helpful	Not at all helpful		Not offered / does not apply	Offered, but I did not attend	Number of non-participants
Academic planning/career advising	14%	23%	45%	18%	118	49%	51%	78
Accessing CFWV.com portal	15%	30%	43%	13%	110	50%	50%	86
ACT/SAT preparation	21%	29%	40%	10%	131	34%	66%	65
Assistance with completing financial aid forms (FAFSA)	37%	29%	26%	9%	94	26%	74%	102
College Application and Exploration Week	11%	34%	47%	8%	85	54%	46%	111
College campus visits (virtual)	15%	34%	29%	21%	99	35%	65%	96
College Decision Day and/or other college acceptance events	13%	35%	43%	9%	95	53%	47%	100
Text for Success initiative	10%	19%	51%	19%	72	66%	34%	122

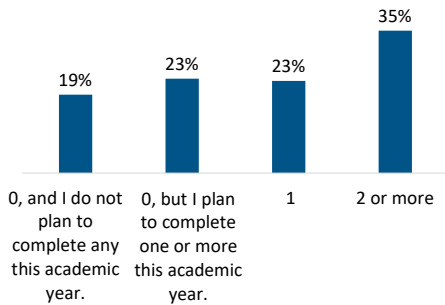
[^]Blue column percentages are based on those respondents who indicated participation in an activity. Pink column percentages are based on those respondents who indicated they did not participate in an activity.

If you did not participate in one or more of these activities/services, why not?

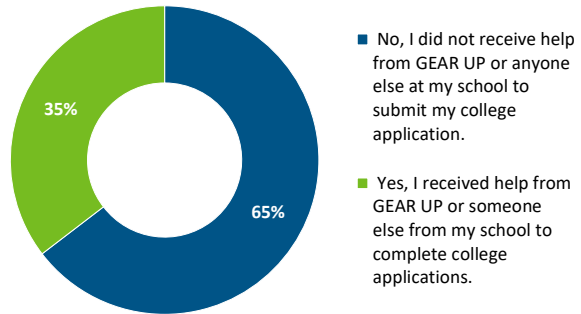


Section 6: College Preparation Activities

How many college applications have you completed?

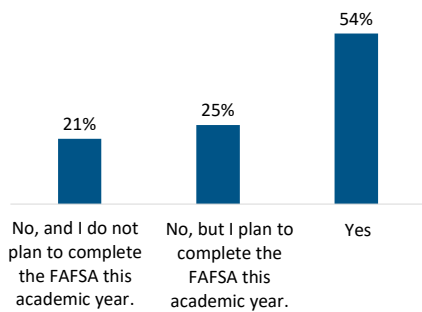


Did you receive in-person and/or virtual help from GEAR UP or anyone else at your school to complete your college applications?[^]

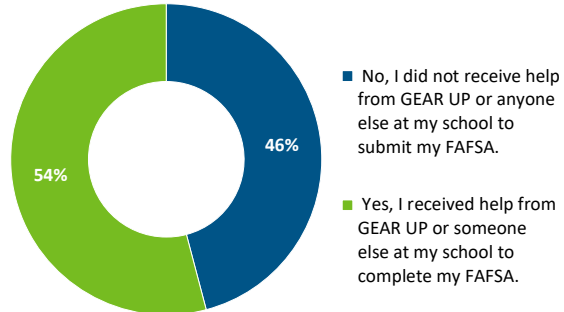


[^]Percentages are based on those students who completed an application or FAFSA.

The Free Application for Federal Student Aid (FAFSA) is available to be completed. Have you completed your FAFSA yet?

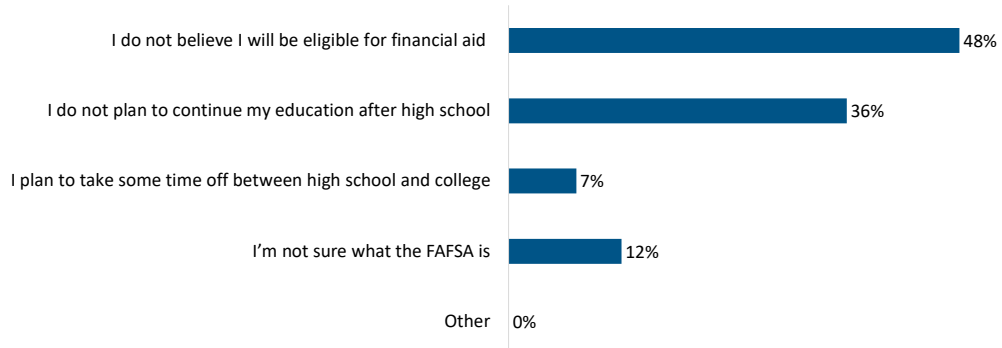


Did you receive in-person and/or virtual help from GEAR UP or anyone else at your school to complete your FAFSA?[^]

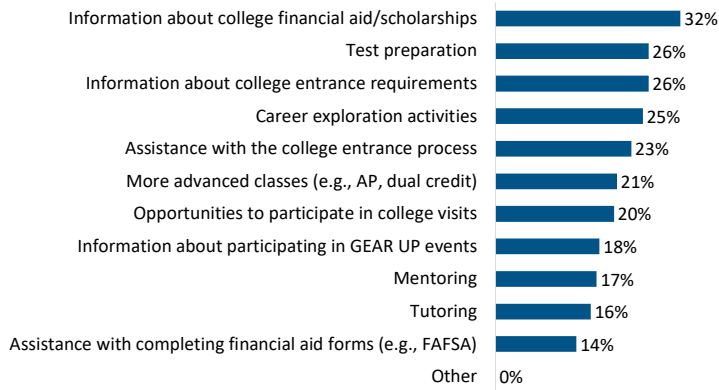


[^]Percentages are based on those students who completed an application or FAFSA.

For those of you who selected No, and I do not plan to complete the FAFSA this academic year, what are the main reasons you do not plan to do so?*



Which of the following do you need from your school or GEAR UP to help you be more successful in school and more prepared for college?*





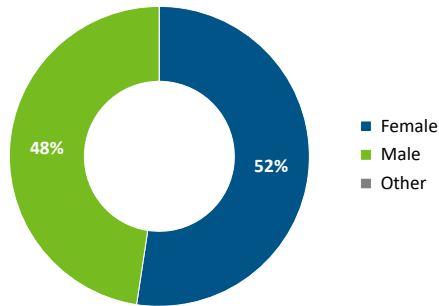
School Level Response Rates:	
Total Enrollment	242
Surveys Received	185
Response Rate	76%

County Name: **Mingo County**
 Survey Type: **Grade 12 Survey Report**

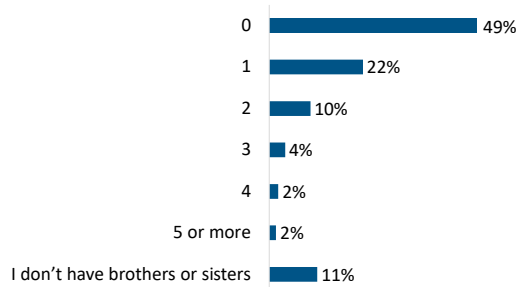
Notes: Throughout this report, all percentages are rounded to the nearest whole number; amounts lower than 0.5% are rounded down to 0%. An asterisk indicates a select all that apply question; amounts may exceed 100%.

Section 1: Background/Demographics


What is your gender?



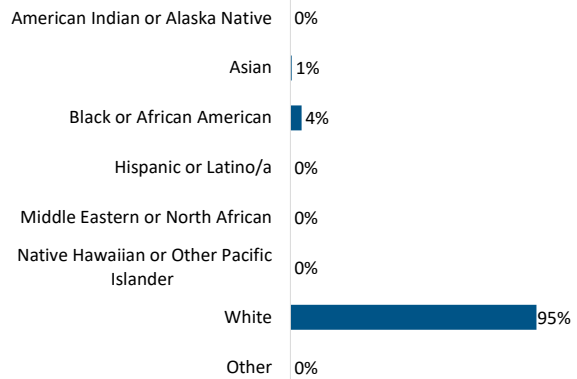
If you have brothers or sisters, how many have attended college in the past or are in college now?



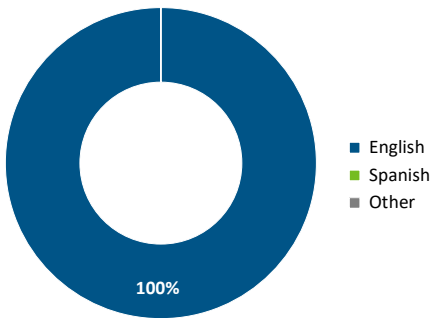
What is the highest level of education achieved by your parent(s)/guardian(s)?



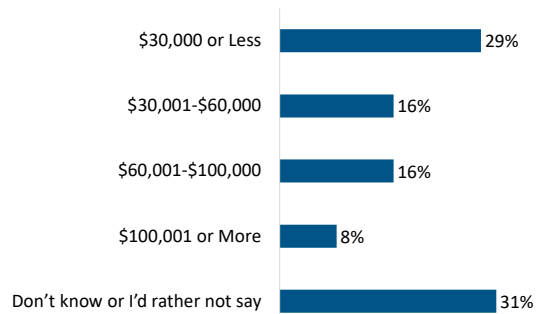
What is your race/ethnicity?



What is the main language you speak at home?

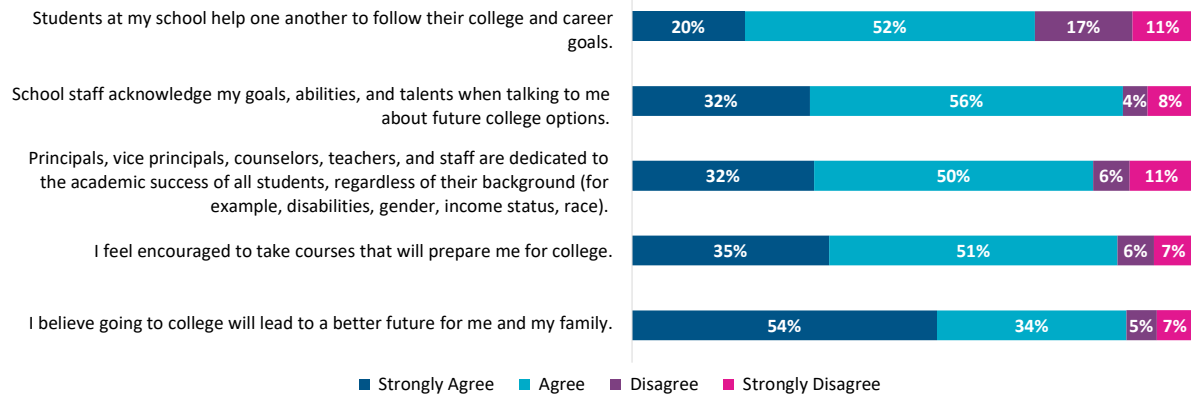


How much money do you think your family made (before taxes) during the past 12 months?



Section 2: About Your School

Please select how much you agree with the following statements about your school.

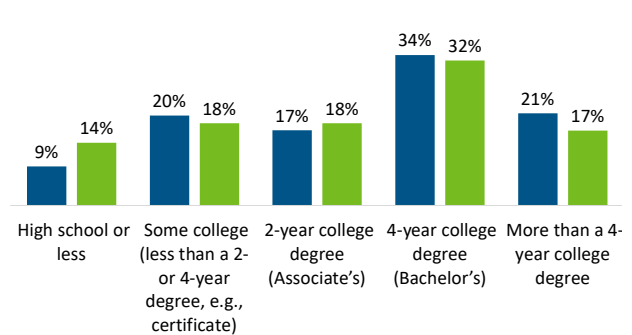


Section 3: Educational Goals and Aspirations

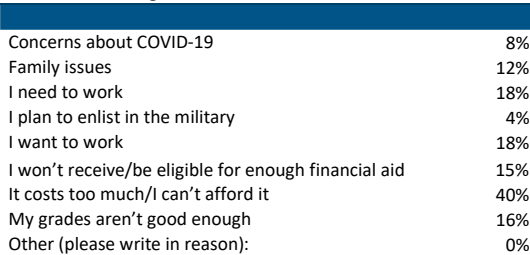
Do you plan to continue your education after high school?



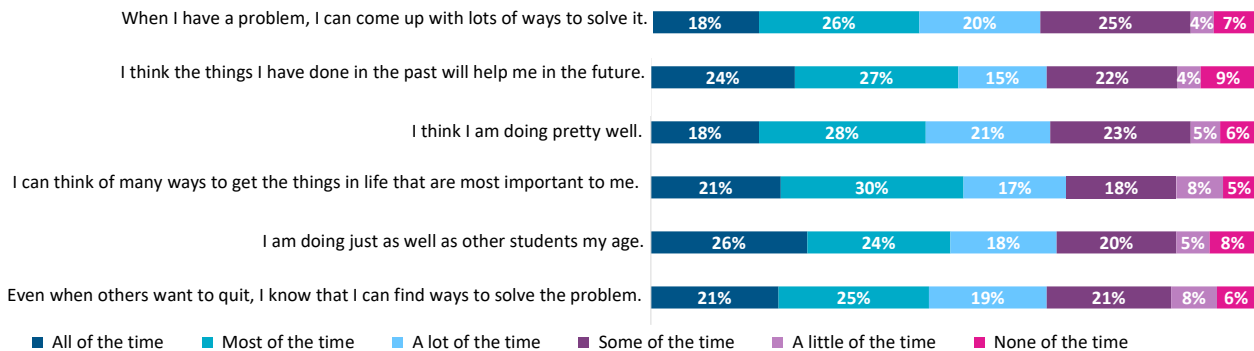
What is the highest level of education that you...
 would like to get? expect to get?



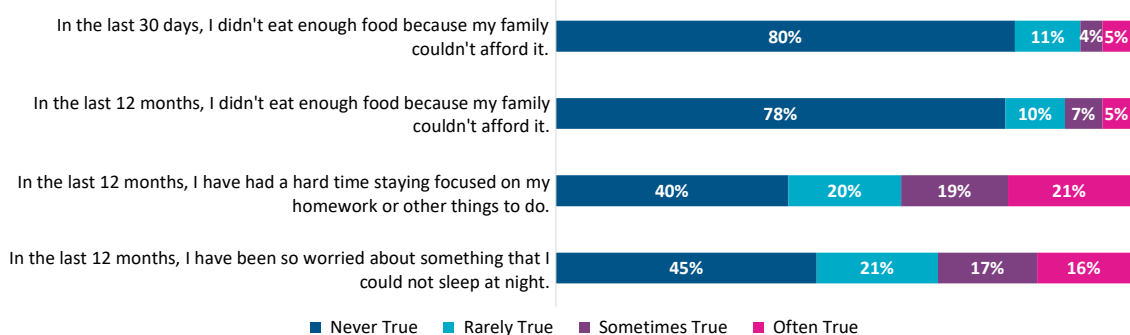
What, if anything, may prevent you from continuing your education after high school?*



Please read the following sentences below and think about how you are in most situations.

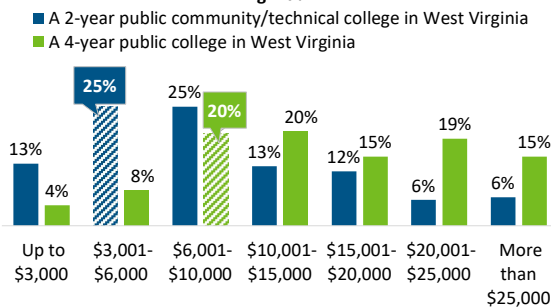


Please rate how much the following statements are true for you.

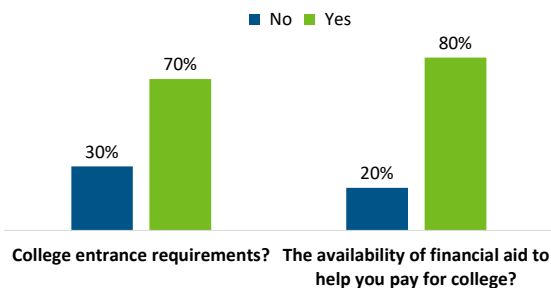


Section 4: College Knowledge and Awareness

On average, how much do you think it costs for one year of in-state tuition to attend the following college options in West Virginia?[^]

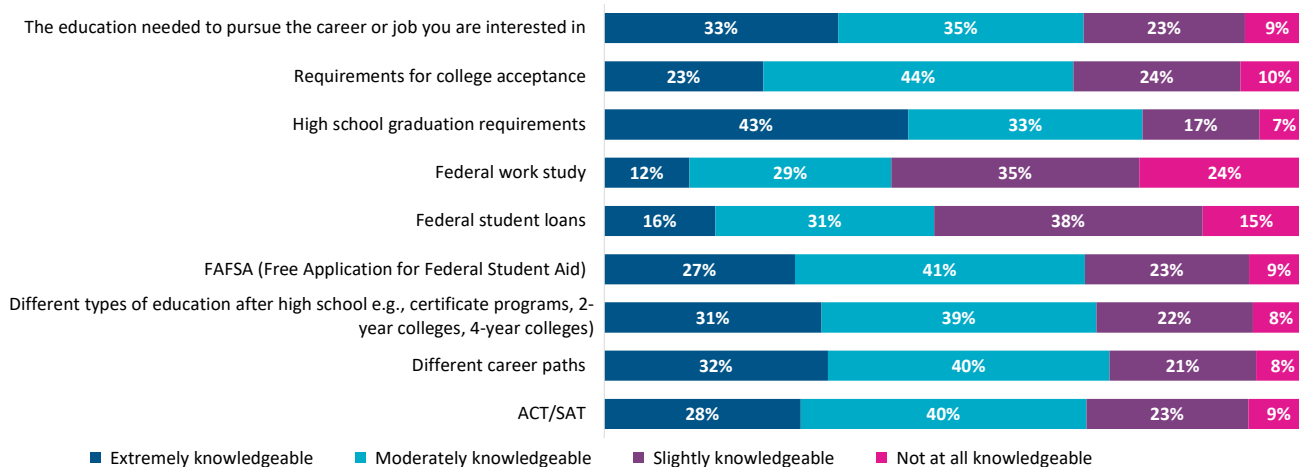


Has anyone from your school or GEAR UP ever spoken with you about...

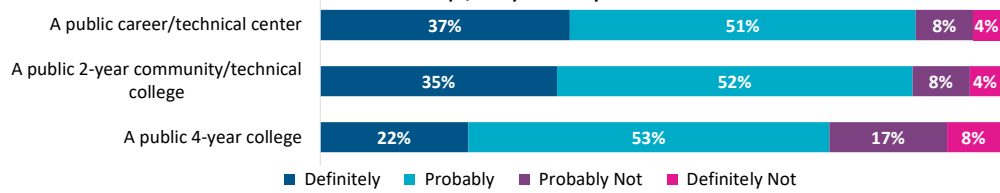


[^]The correct responses are indicated by pattern filled bar.

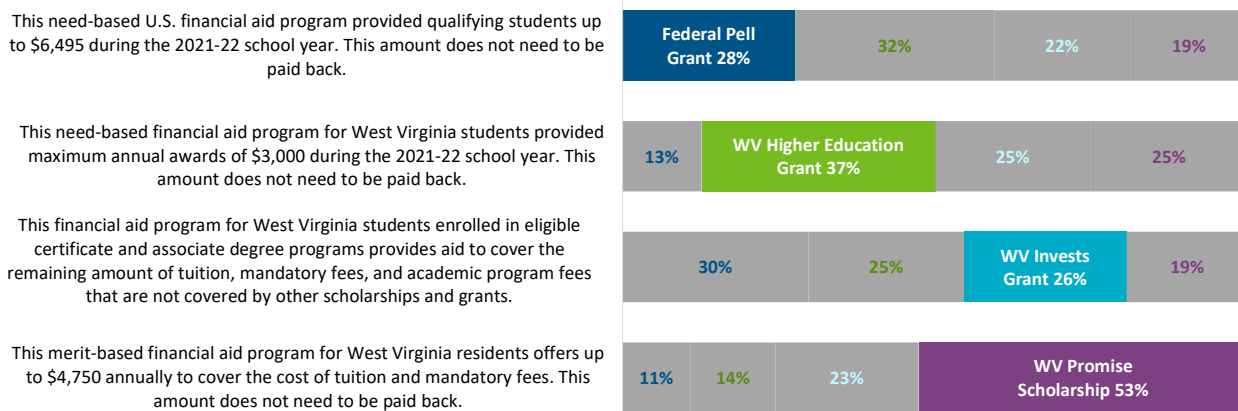
Please rate your level of knowledge about the following financial aid topics.



Do you think that you could afford to attend one of the following types of colleges using financial aid, scholarships, and your family's resources?



Financial aid programs available to West Virginia Students[^]



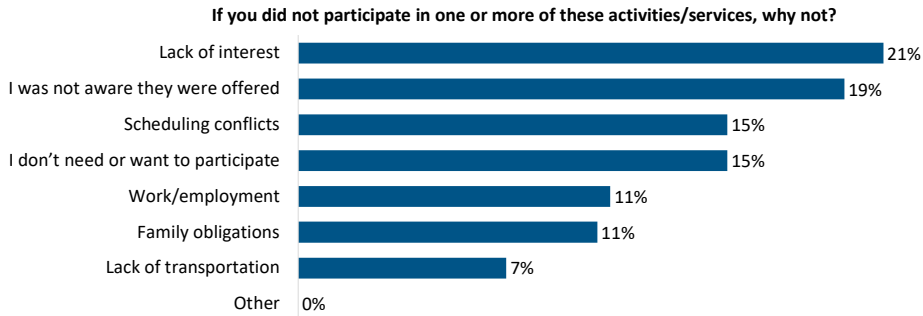
[^]The correct responses are indicated by filled bar.

Section 5: College and Career Activities and Services

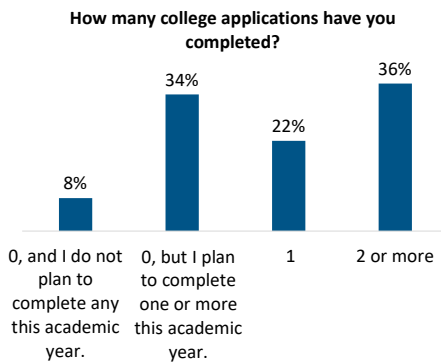
Have you participated in any of the activities below? If you did attend, how helpful was the activity in preparing you for your future?[^]

	extent participant found each of the following activities helpful				Number of participants	non-participation status		
	Extremely helpful	Moderately helpful	Slightly helpful	Not at all helpful		Not offered / does not apply	Offered, but I did not attend	Number of non-participants
Academic planning/career advising	25%	40%	28%	7%	114	45%	55%	65
Accessing CFWV.com portal	21%	39%	30%	11%	114	41%	59%	68
ACT/SAT preparation	30%	41%	23%	5%	116	30%	70%	66
Assistance with completing financial aid forms (FAFSA)	42%	35%	21%	3%	120	25%	75%	60
College Application and Exploration Week	31%	32%	31%	6%	106	40%	60%	77
College campus visits (virtual)	28%	39%	26%	7%	106	43%	57%	76
College Decision Day and/or other college acceptance events	31%	30%	31%	7%	109	48%	52%	73
Text for Success initiative	27%	28%	37%	9%	101	46%	54%	80

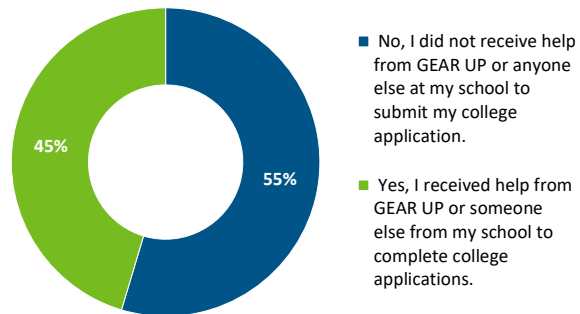
[^]Blue column percentages are based on those respondents who indicated participation in an activity. Pink column percentages are based on those respondents who indicated they did not participate in an activity.



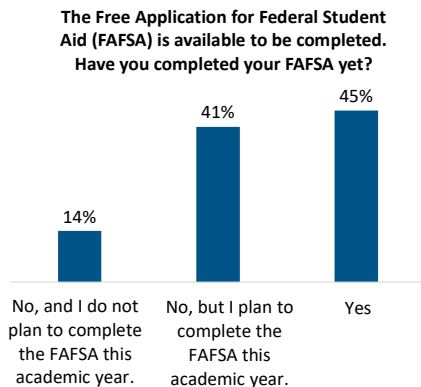
Section 6: College Preparation Activities



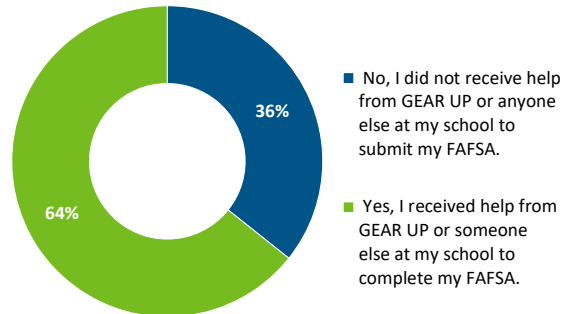
Did you receive in-person and/or virtual help from GEAR UP or anyone else at your school to complete your college applications?[^]



[^]Percentages are based on those students who completed an application or FAFSA.

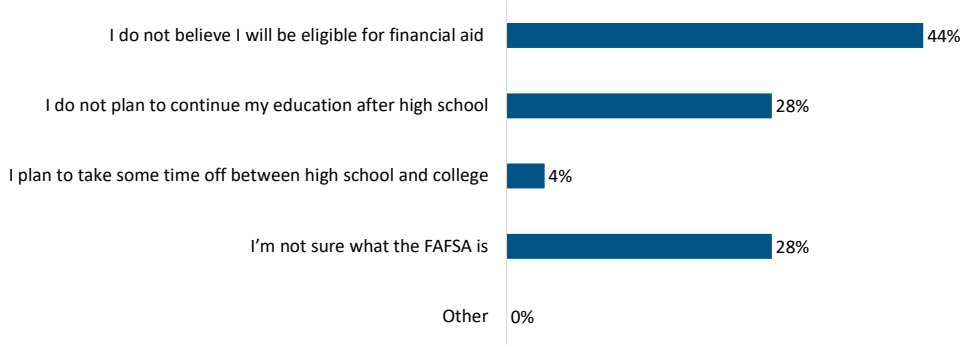


Did you receive in-person and/or virtual help from GEAR UP or anyone else at your school to complete your FAFSA?[^]

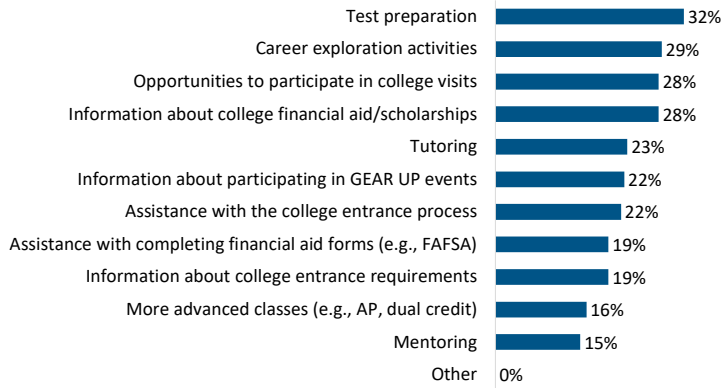


[^]Percentages are based on those students who completed an application or FAFSA.

For those of you who selected No, and I do not plan to complete the FAFSA this academic year, what are the main reasons you do not plan to do so?*



Which of the following do you need from your school or GEAR UP to help you be more successful in school and more prepared for college?*





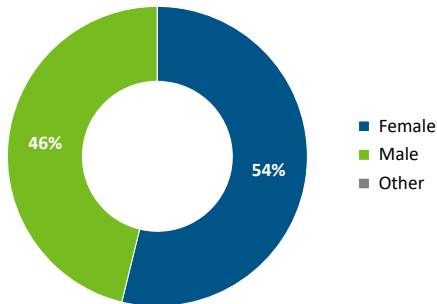
School Level Response Rates:	
Total Enrollment	234
Surveys Received	185
Response Rate	79%

County Name: **Nicholas County**
 Survey Type: **Grade 12 Survey Report**

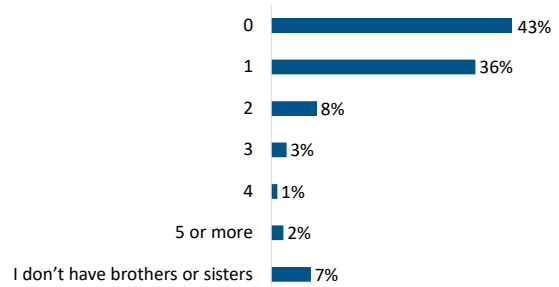
Notes: Throughout this report, all percentages are rounded to the nearest whole number; amounts lower than 0.5% are rounded down to 0%. An asterisk indicates a select all that apply question; amounts may exceed 100%.

Section 1: Background/Demographics

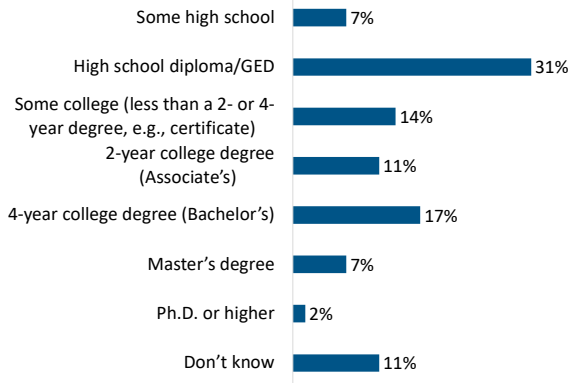
What is your gender?



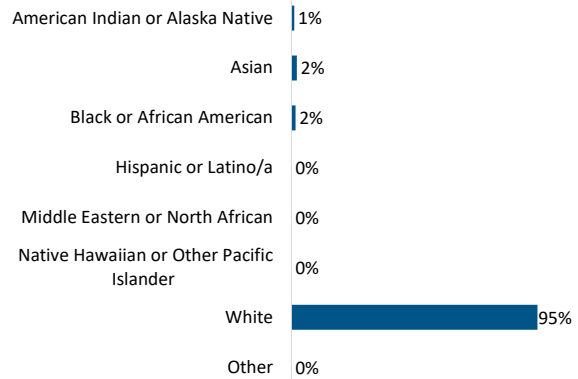
If you have brothers or sisters, how many have attended college in the past or are in college now?



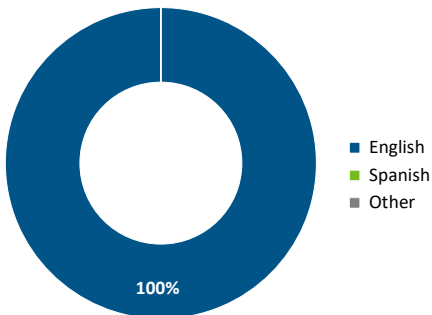
What is the highest level of education achieved by your parent(s)/guardian(s)?



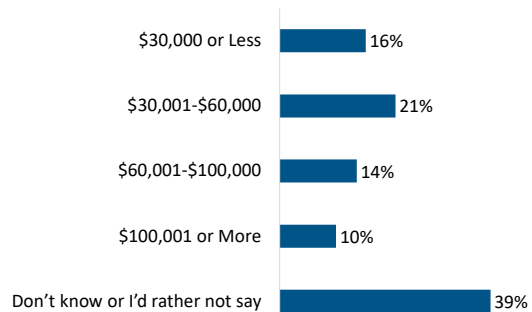
What is your race/ethnicity?



What is the main language you speak at home?

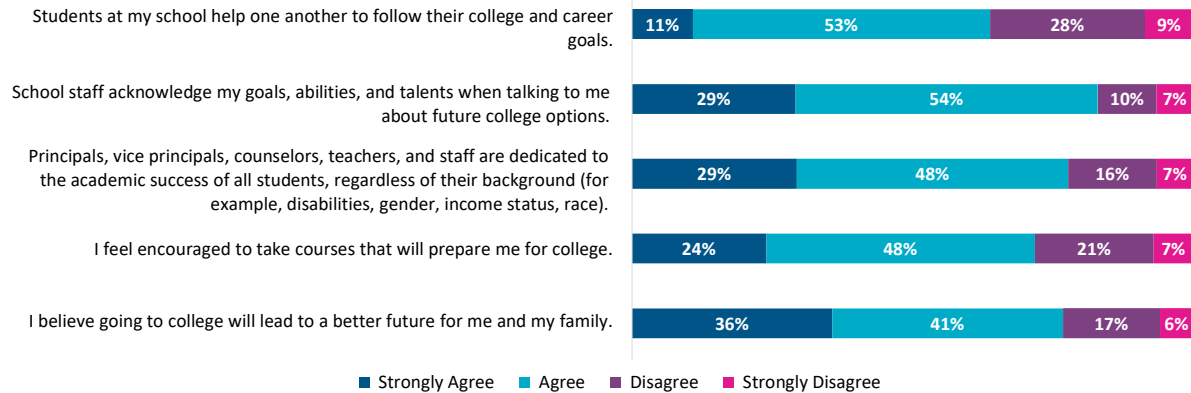


How much money do you think your family made (before taxes) during the past 12 months?



Section 2: About Your School

Please select how much you agree with the following statements about your school.

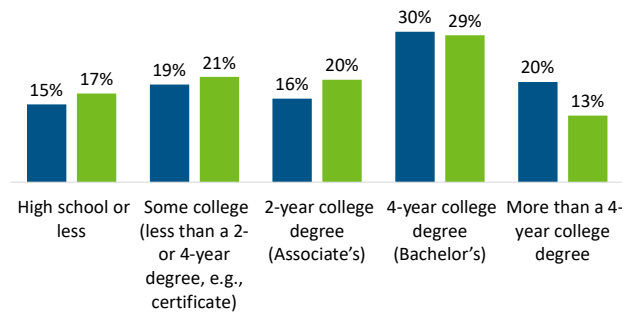


Section 3: Educational Goals and Aspirations

Do you plan to continue your education after high school?



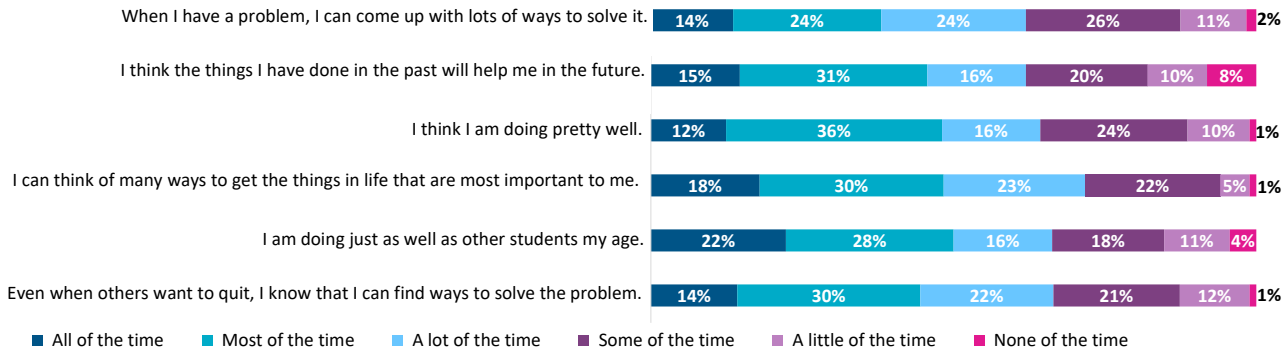
What is the highest level of education that you...
 ■ would like to get? ■ expect to get?



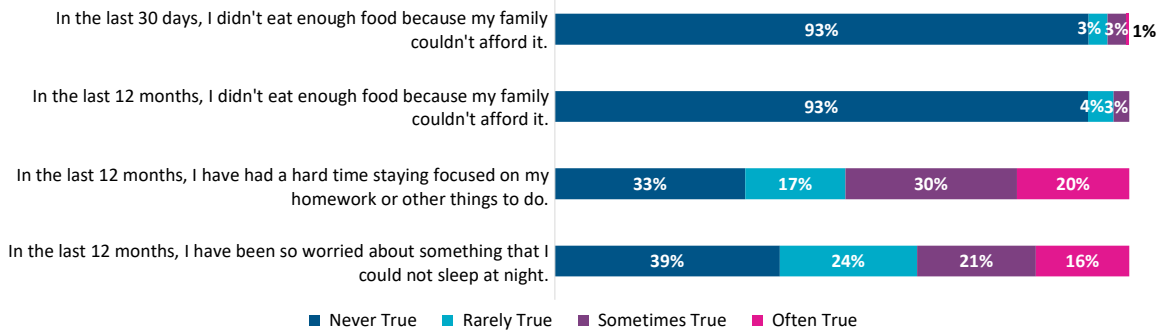
What, if anything, may prevent you from continuing your education after high school?*

Concerns about COVID-19	4%
Family issues	11%
I need to work	24%
I plan to enlist in the military	2%
I want to work	35%
I won't receive/be eligible for enough financial aid	16%
It costs too much/I can't afford it	42%
My grades aren't good enough	13%
Other (please write in reason):	0%

Please read the following sentences below and think about how you are in most situations.

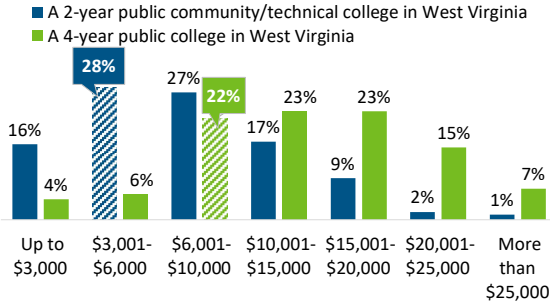


Please rate how much the following statements are true for you.

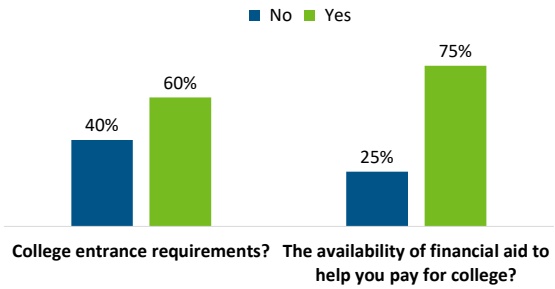


Section 4: College Knowledge and Awareness

On average, how much do you think it costs for one year of in-state tuition to attend the following college options in West Virginia?[^]

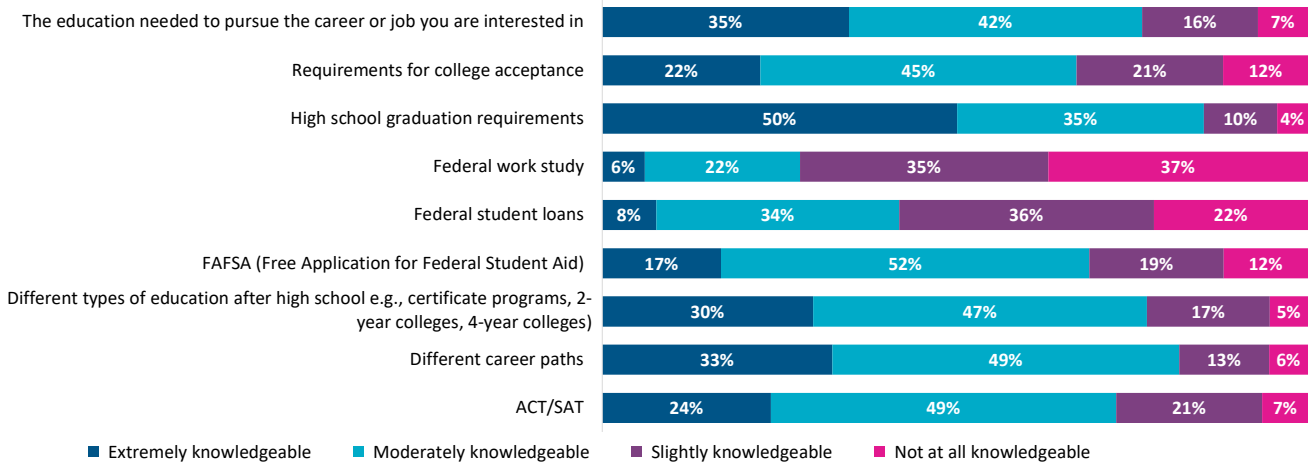


Has anyone from your school or GEAR UP ever spoken with you about...

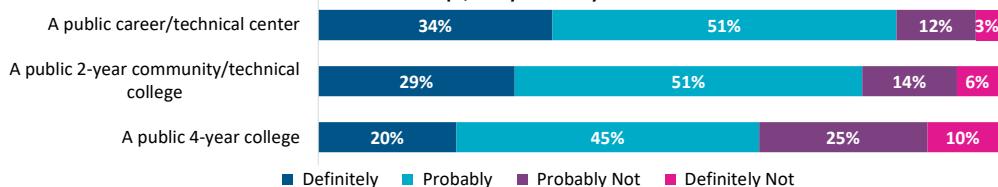


[^]The correct responses are indicated by pattern filled bar.

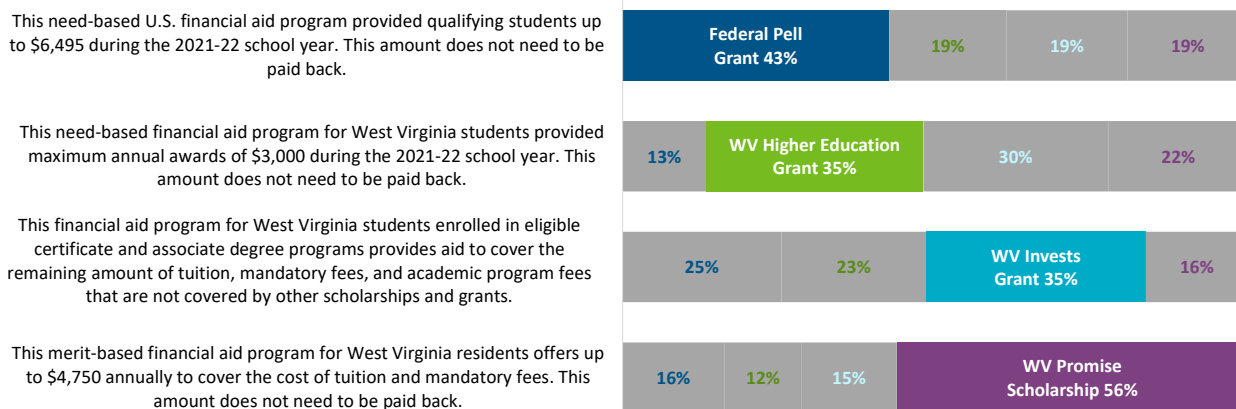
Please rate your level of knowledge about the following financial aid topics.



Do you think that you could afford to attend one of the following types of colleges using financial aid, scholarships, and your family's resources?



Financial aid programs available to West Virginia Students[^]



[^]The correct responses are indicated by filled bar.

Section 5: College and Career Activities and Services

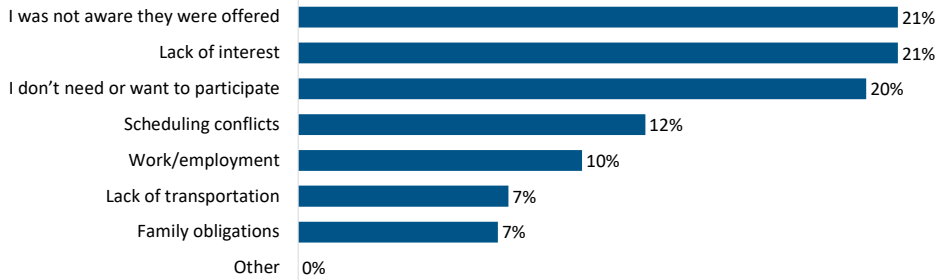
Have you participated in any of the activities below? If you did attend, how helpful was the activity in preparing you for your future?[^]

extent participant found each of the following activities helpful *non-participation status*

	extent participant found each of the following activities helpful				Number of participants	non-participation status		
	Extremely helpful	Moderately helpful	Slightly helpful	Not at all helpful		Not offered / does not apply	Offered, but I did not attend	Number of non-participants
Academic planning/career advising	23%	31%	38%	8%	91	57%	43%	88
Accessing CFWV.com portal	26%	35%	31%	7%	96	56%	44%	84
ACT/SAT preparation	21%	30%	41%	8%	116	48%	52%	67
Assistance with completing financial aid forms (FAFSA)	34%	27%	34%	4%	102	29%	71%	80
College Application and Exploration Week	23%	30%	43%	5%	88	47%	53%	93
College campus visits (virtual)	25%	33%	29%	13%	83	38%	62%	98
College Decision Day and/or other college acceptance events	28%	30%	39%	4%	80	56%	44%	102
Text for Success initiative	18%	19%	45%	19%	74	64%	36%	108

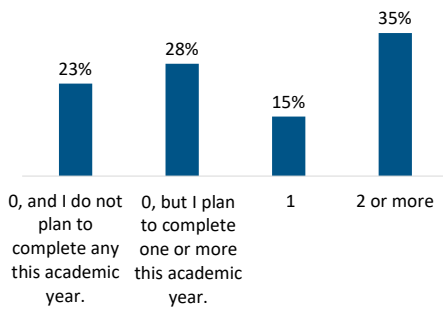
[^]Blue column percentages are based on those respondents who indicated participation in an activity. Pink column percentages are based on those respondents who indicated they did not participate in an activity.

If you did not participate in one or more of these activities/services, why not?

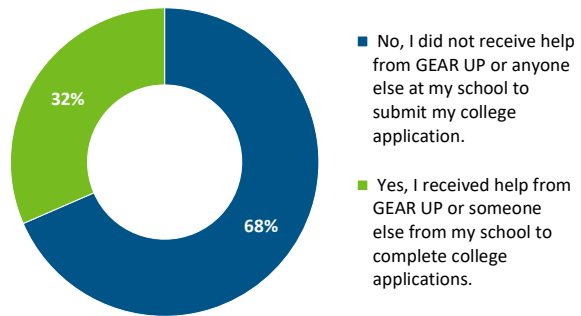


Section 6: College Preparation Activities

How many college applications have you completed?

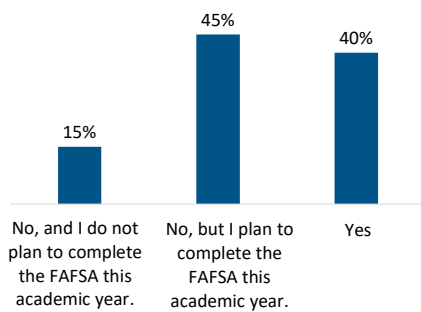


Did you receive in-person and/or virtual help from GEAR UP or anyone else at your school to complete your college applications?[^]

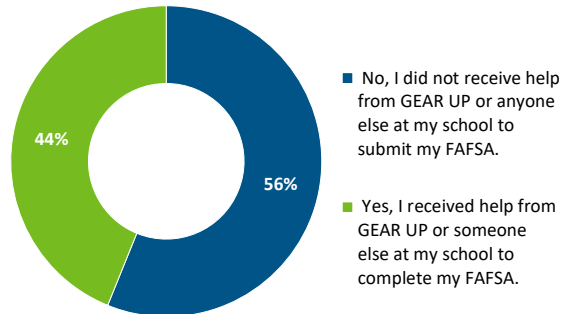


[^]Percentages are based on those students who completed an application or FAFSA.

The Free Application for Federal Student Aid (FAFSA) is available to be completed. Have you completed your FAFSA yet?

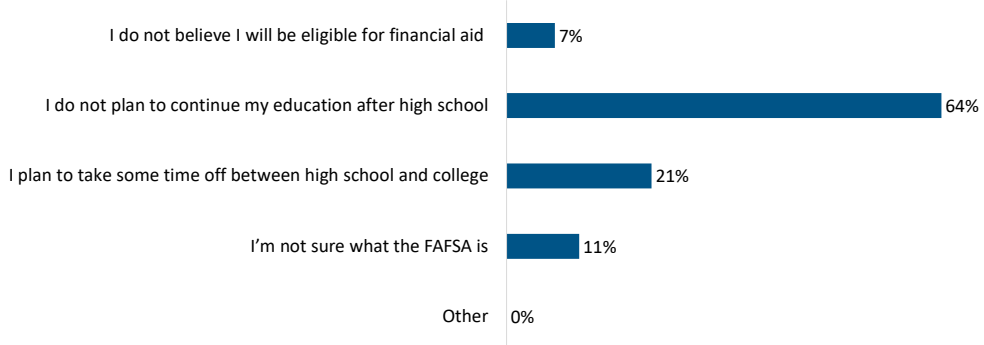


Did you receive in-person and/or virtual help from GEAR UP or anyone else at your school to complete your FAFSA?[^]

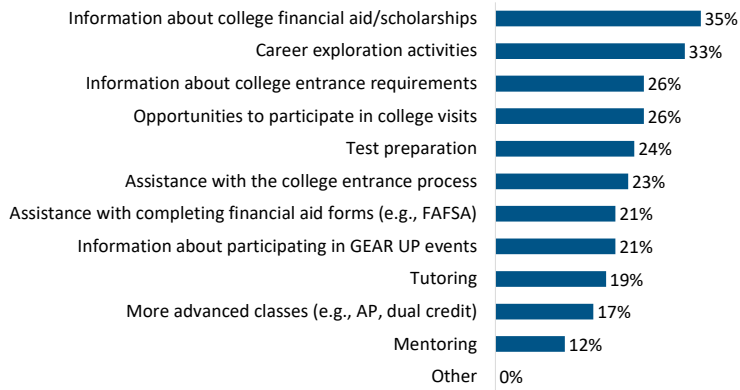


[^]Percentages are based on those students who completed an application or FAFSA.

For those of you who selected No, and I do not plan to complete the FAFSA this academic year, what are the main reasons you do not plan to do so?*



Which of the following do you need from your school or GEAR UP to help you be more successful in school and more prepared for college?*





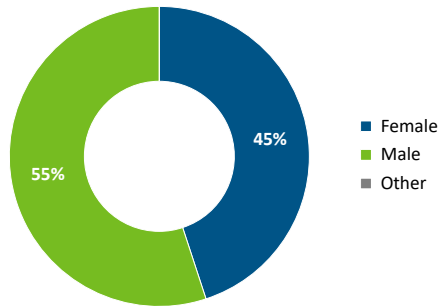
School Level Response Rates:	
Total Enrollment	127
Surveys Received	110
Response Rate	87%

School Name: **Roane County High School**
 Survey Type: **Grade 12 Survey Report**

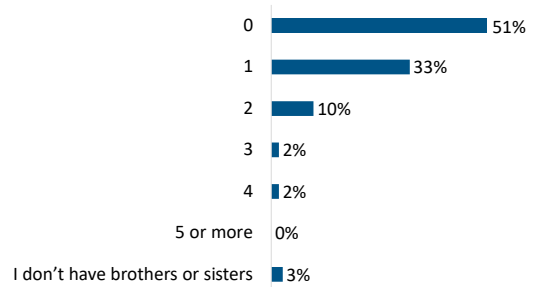
Notes: Throughout this report, all percentages are rounded to the nearest whole number; amounts lower than 0.5% are rounded down to 0%. An asterisk indicates a select all that apply question; amounts may exceed 100%.

Section 1: Background/Demographics

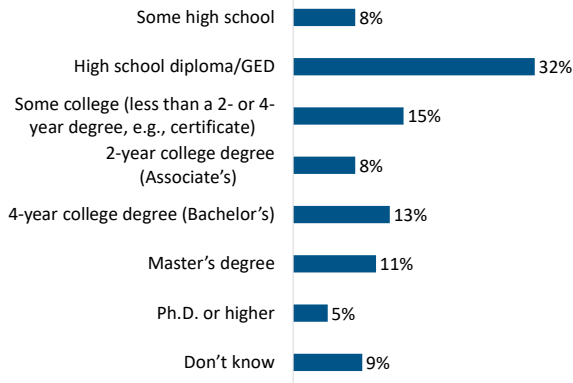
What is your gender?



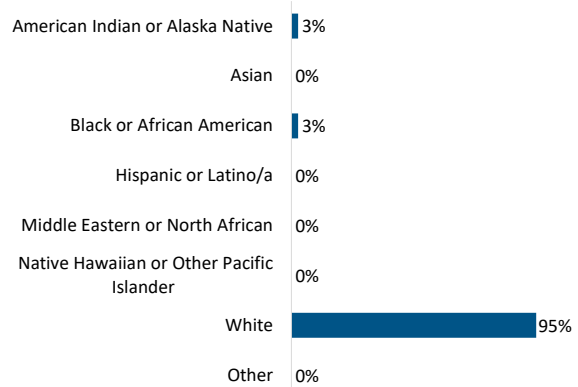
If you have brothers or sisters, how many have attended college in the past or are in college now?



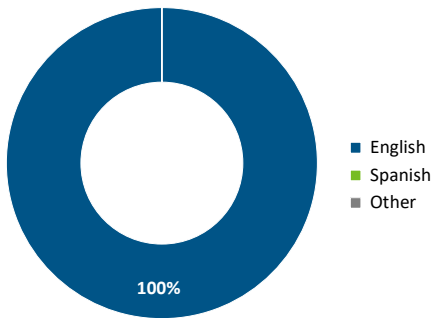
What is the highest level of education achieved by your parent(s)/guardian(s)?



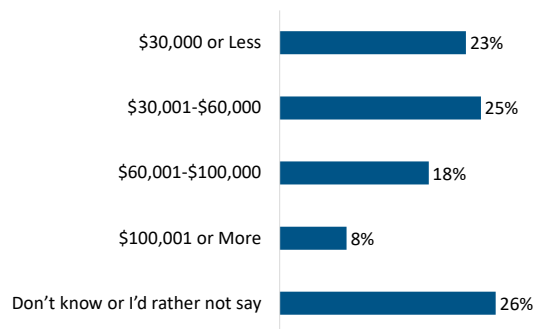
What is your race/ethnicity?



What is the main language you speak at home?

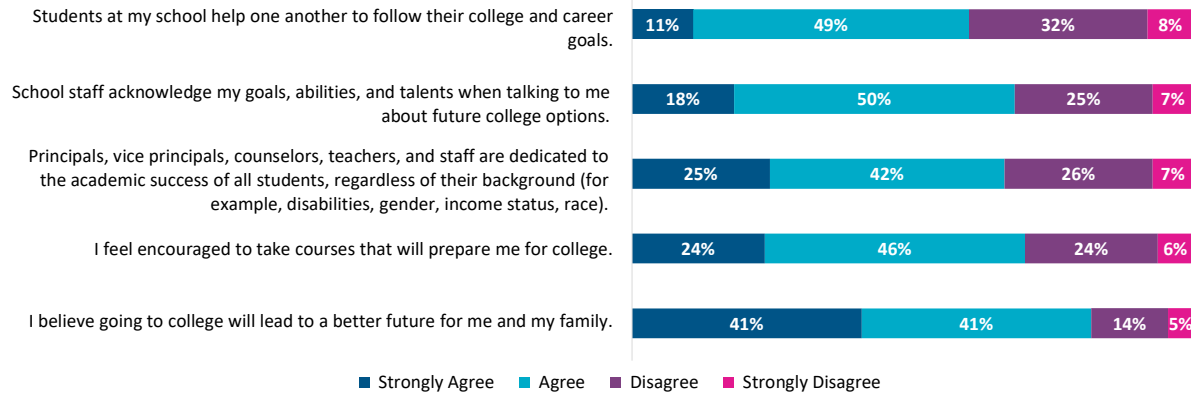


How much money do you think your family made (before taxes) during the past 12 months?



Section 2: About Your School

Please select how much you agree with the following statements about your school.

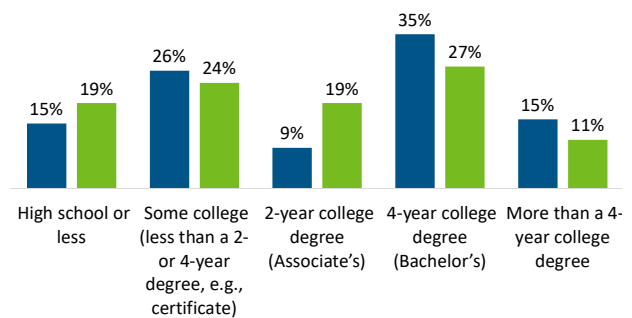


Section 3: Educational Goals and Aspirations

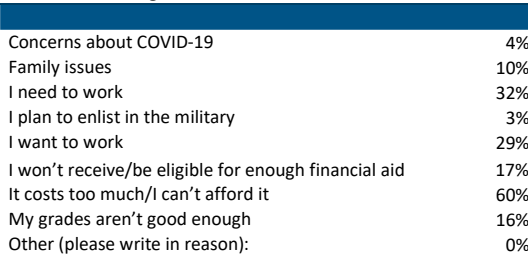
Do you plan to continue your education after high school?



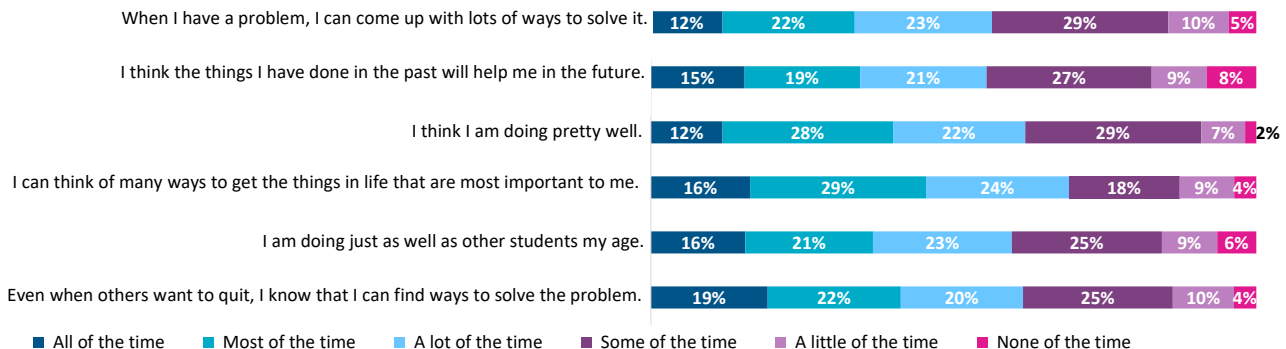
What is the highest level of education that you...
 ■ would like to get? ■ expect to get?



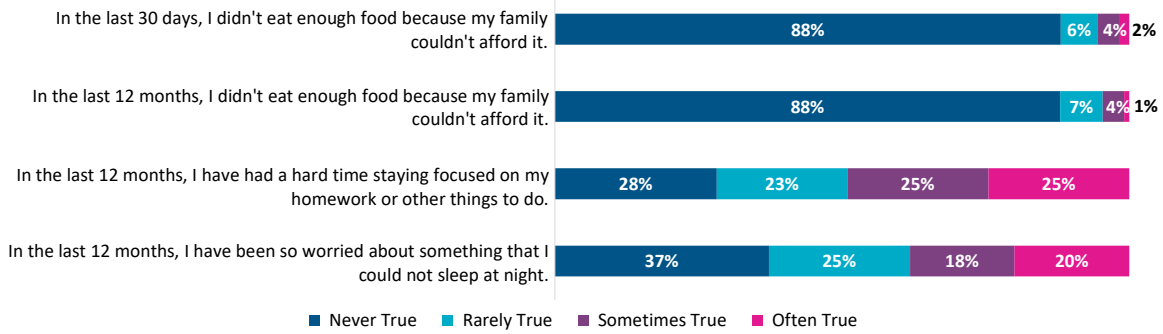
What, if anything, may prevent you from continuing your education after high school?*



Please read the following sentences below and think about how you are in most situations.



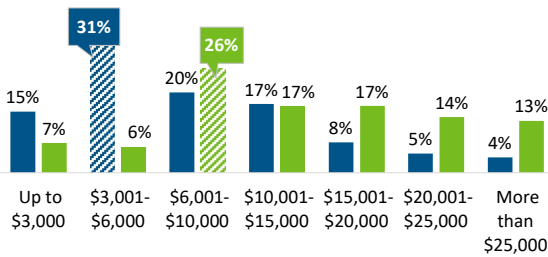
Please rate how much the following statements are true for you.



Section 4: College Knowledge and Awareness

On average, how much do you think it costs for one year of in-state tuition to attend the following college options in West Virginia?[^]

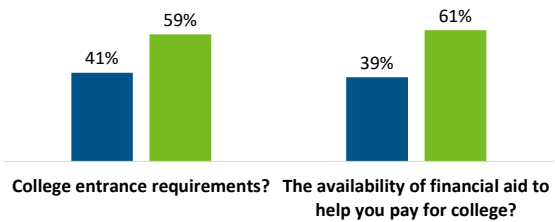
■ A 2-year public community/technical college in West Virginia
■ A 4-year public college in West Virginia



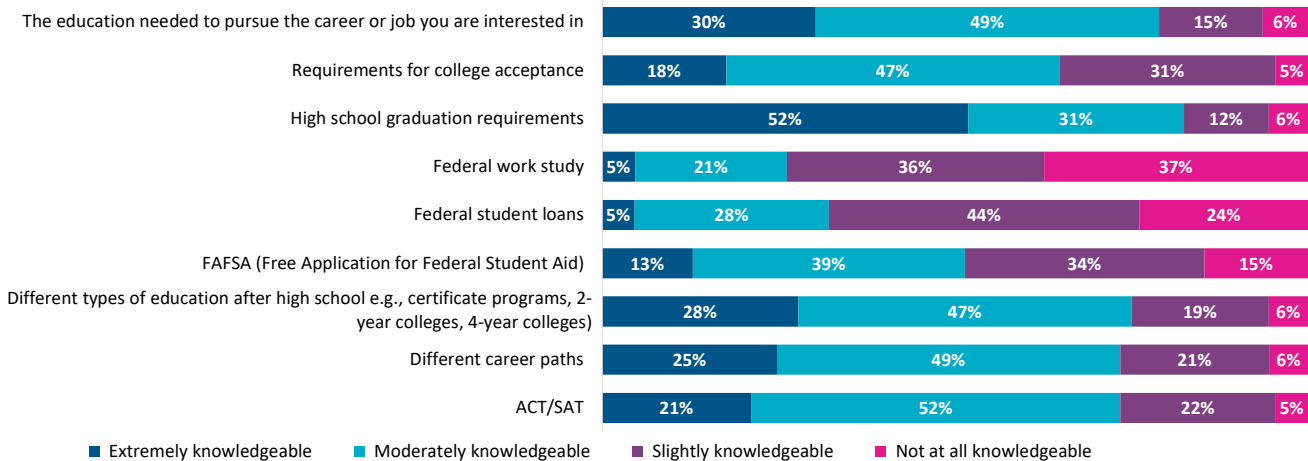
[^]The correct responses are indicated by pattern filled bar.

Has anyone from your school or GEAR UP ever spoken with you about...

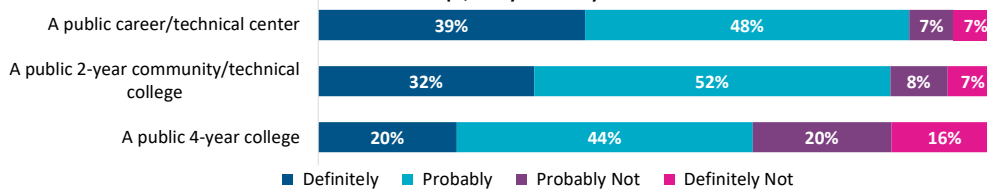
■ No ■ Yes



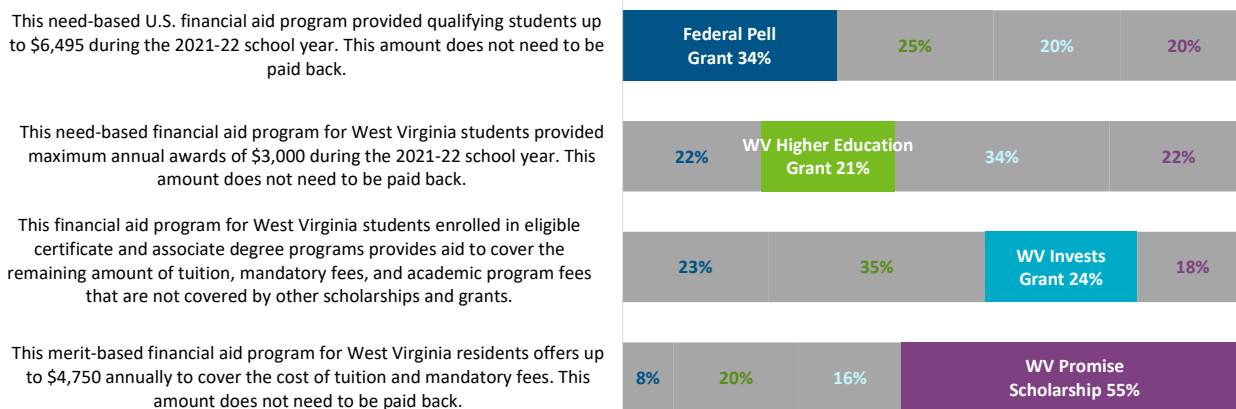
Please rate your level of knowledge about the following financial aid topics.



Do you think that you could afford to attend one of the following types of colleges using financial aid, scholarships, and your family's resources?



Financial aid programs available to West Virginia Students[^]



[^]The correct responses are indicated by filled bar.

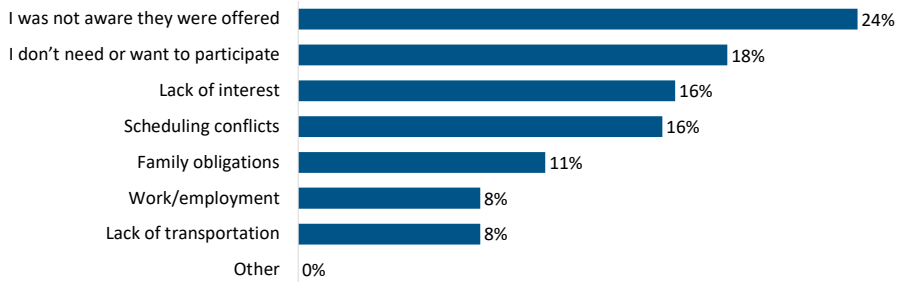
Section 5: College and Career Activities and Services

Have you participated in any of the activities below? If you did attend, how helpful was the activity in preparing you for your future?[^]

	extent participant found each of the following activities helpful					non-participation status		
	Extremely helpful	Moderately helpful	Slightly helpful	Not at all helpful	Number of participants	Not offered / does not apply	Offered, but I did not attend	Number of non-participants
Academic planning/career advising	13%	27%	43%	17%	63	61%	39%	46
Accessing CFWV.com portal	20%	22%	39%	19%	69	78%	23%	40
ACT/SAT preparation	12%	33%	40%	15%	67	43%	57%	42
Assistance with completing financial aid forms (FAFSA)	24%	32%	36%	8%	59	44%	56%	50
College Application and Exploration Week	12%	25%	53%	10%	51	81%	19%	57
College campus visits (virtual)	29%	22%	40%	9%	58	51%	49%	51
College Decision Day and/or other college acceptance events	14%	25%	45%	16%	56	75%	25%	53
Text for Success initiative	10%	22%	44%	24%	41	75%	25%	68

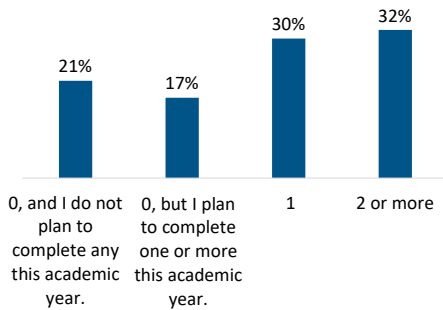
[^]Blue column percentages are based on those respondents who indicated participation in an activity. Pink column percentages are based on those respondents who indicated they did not participate in an activity.

If you did not participate in one or more of these activities/services, why not?

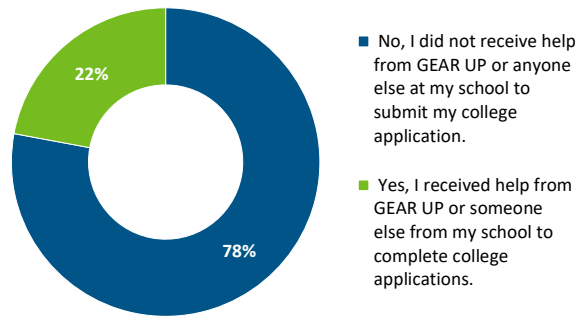


Section 6: College Preparation Activities

How many college applications have you completed?

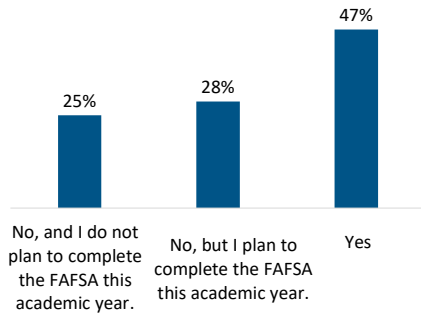


Did you receive in-person and/or virtual help from GEAR UP or anyone else at your school to complete your college applications?[^]

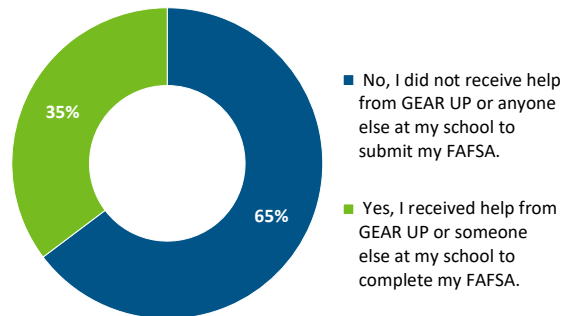


[^]Percentages are based on those students who completed an application or FAFSA.

The Free Application for Federal Student Aid (FAFSA) is available to be completed. Have you completed your FAFSA yet?

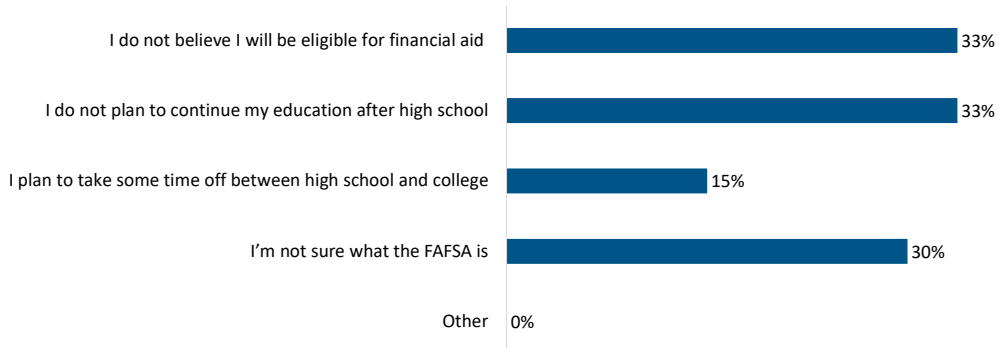


Did you receive in-person and/or virtual help from GEAR UP or anyone else at your school to complete your FAFSA?[^]

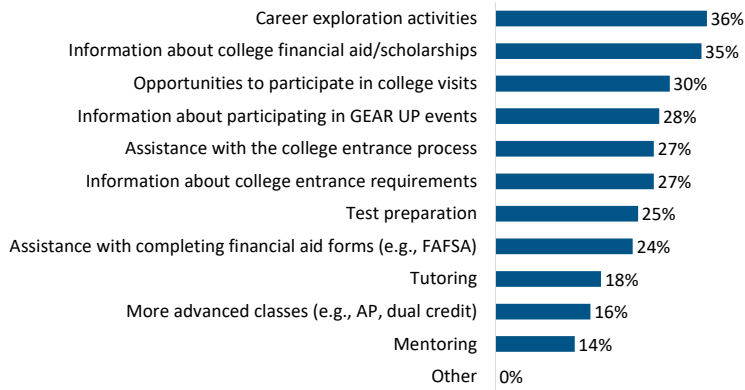


[^]Percentages are based on those students who completed an application or FAFSA.

For those of you who selected No, and I do not plan to complete the FAFSA this academic year, what are the main reasons you do not plan to do so?*



Which of the following do you need from your school or GEAR UP to help you be more successful in school and more prepared for college?*





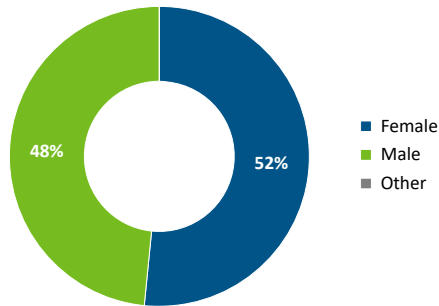
School Level Response Rates:	
Total Enrollment	467
Surveys Received	342
Response Rate	73%

County Name: **Wayne County**
 Survey Type: **Grade 12 Survey Report**

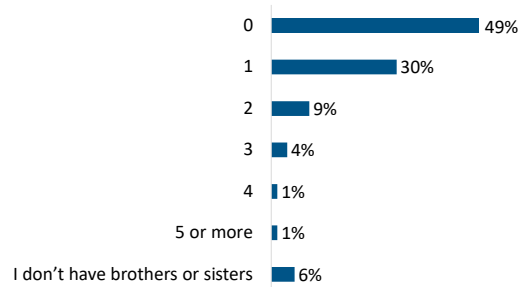
Notes: Throughout this report, all percentages are rounded to the nearest whole number; amounts lower than 0.5% are rounded down to 0%. An asterisk indicates a select all that apply question; amounts may exceed 100%.

Section 1: Background/Demographics


What is your gender?



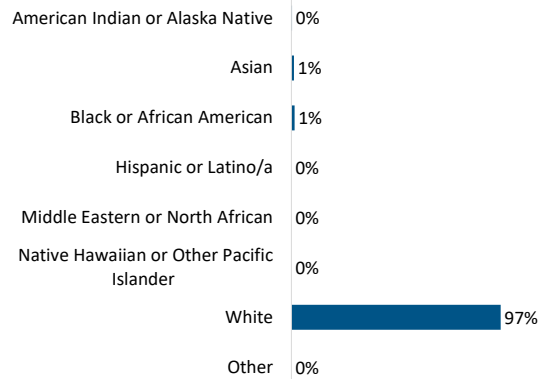
If you have brothers or sisters, how many have attended college in the past or are in college now?



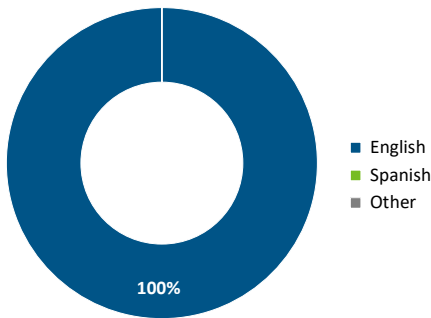
What is the highest level of education achieved by your parent(s)/guardian(s)?



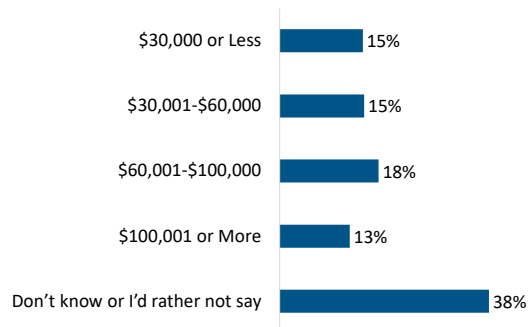
What is your race/ethnicity?



What is the main language you speak at home?

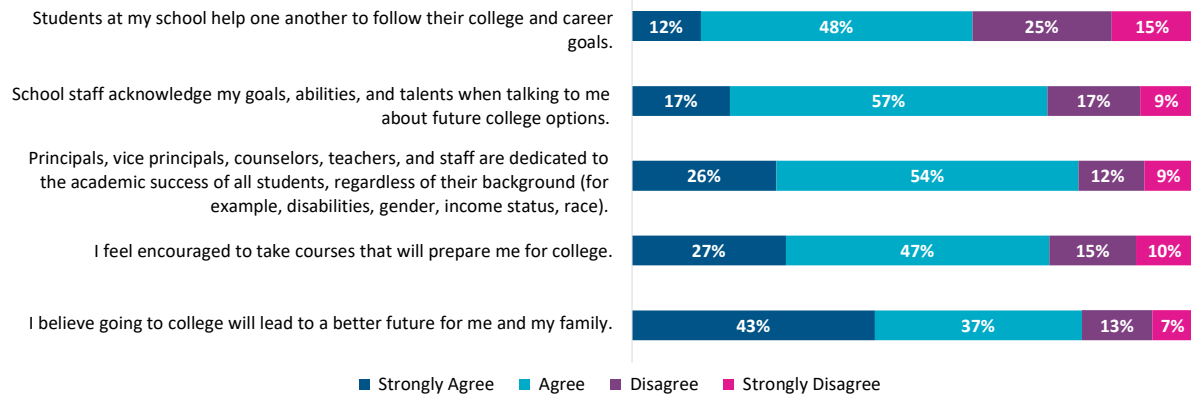


How much money do you think your family made (before taxes) during the past 12 months?



Section 2: About Your School

Please select how much you agree with the following statements about your school.

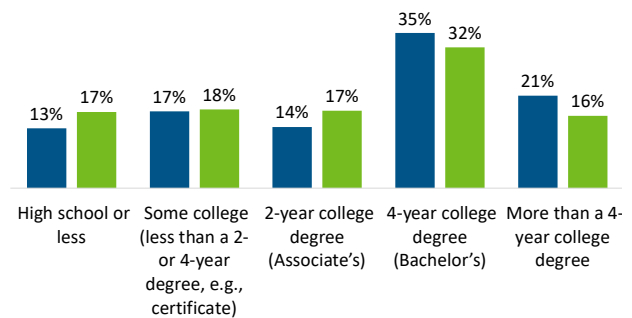


Section 3: Educational Goals and Aspirations

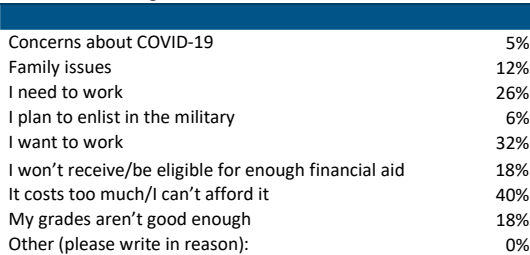
Do you plan to continue your education after high school?



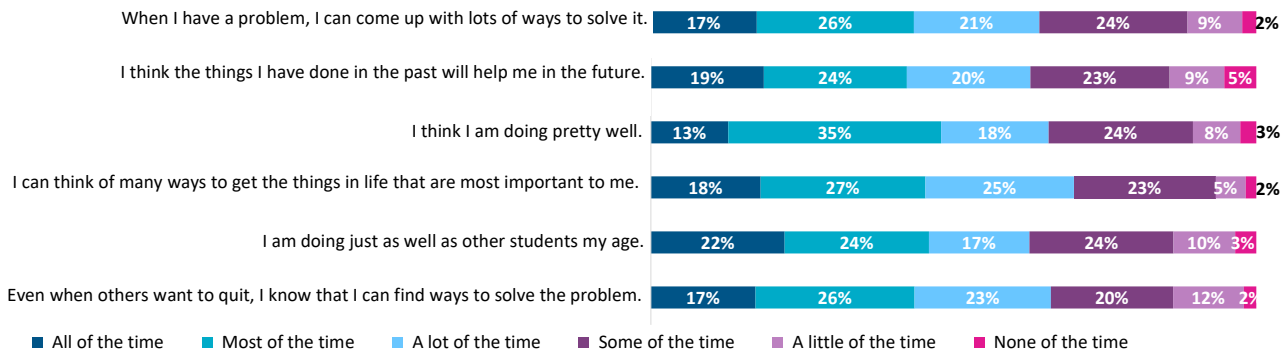
What is the highest level of education that you...
 ■ would like to get? ■ expect to get?



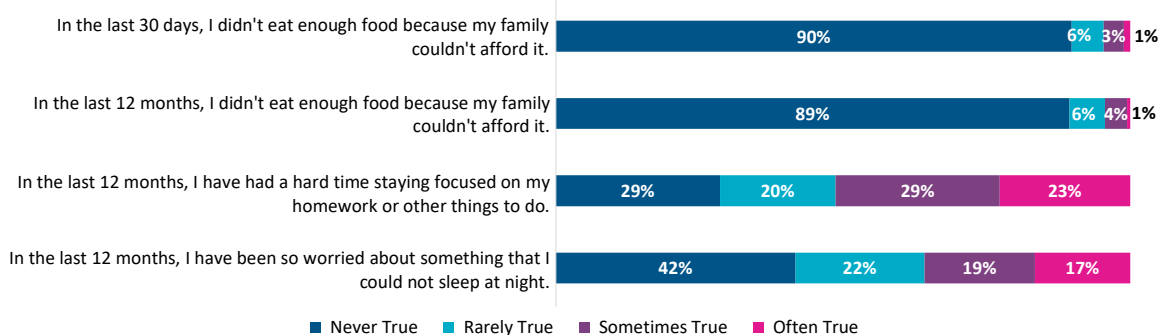
What, if anything, may prevent you from continuing your education after high school?*



Please read the following sentences below and think about how you are in most situations.

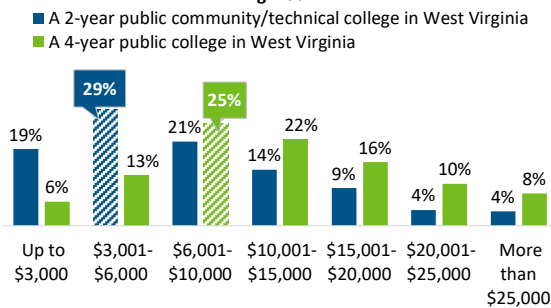


Please rate how much the following statements are true for you.

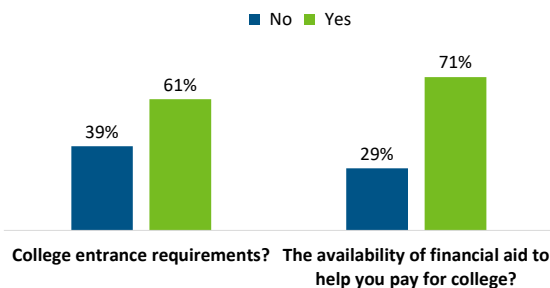


Section 4: College Knowledge and Awareness

On average, how much do you think it costs for one year of in-state tuition to attend the following college options in West Virginia?[^]

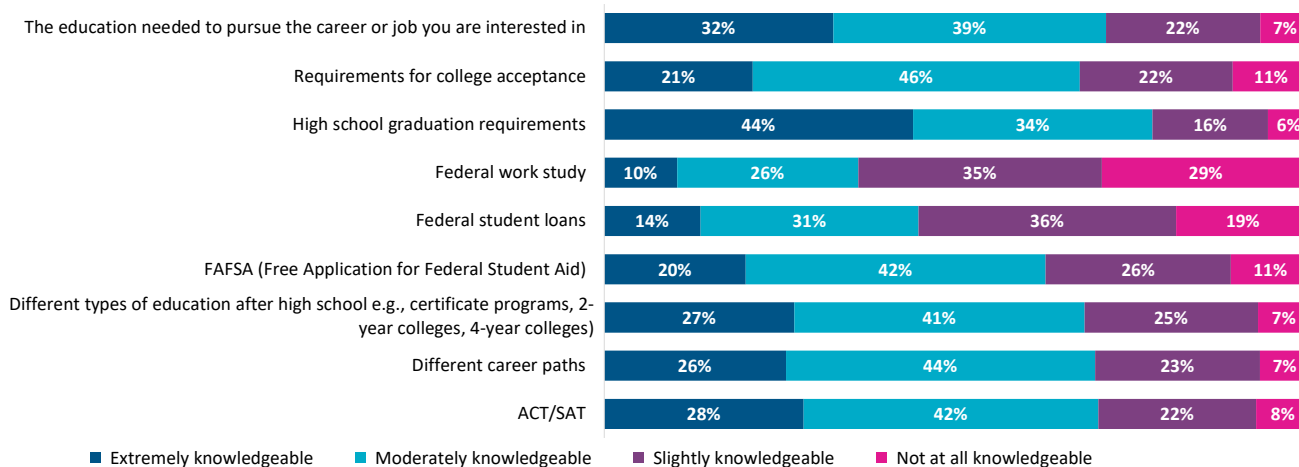


Has anyone from your school or GEAR UP ever spoken with you about...

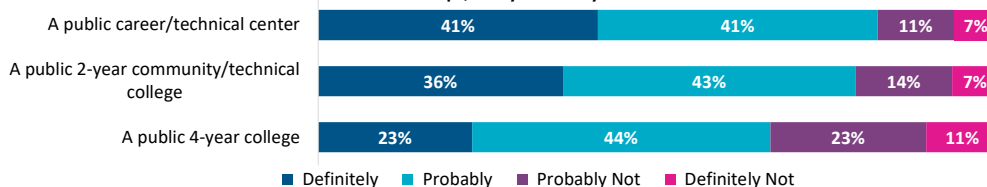


[^]The correct responses are indicated by pattern filled bar.

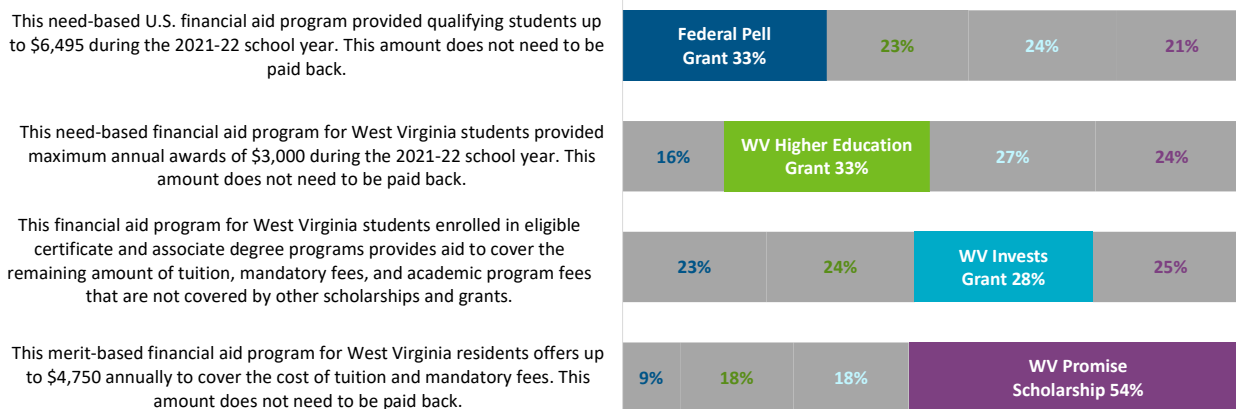
Please rate your level of knowledge about the following financial aid topics.



Do you think that you could afford to attend one of the following types of colleges using financial aid, scholarships, and your family's resources?



Financial aid programs available to West Virginia Students[^]



[^]The correct responses are indicated by filled bar.

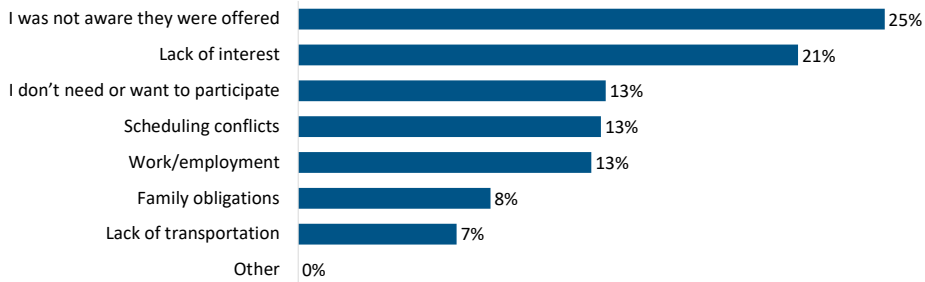
Section 5: College and Career Activities and Services

Have you participated in any of the activities below? If you did attend, how helpful was the activity in preparing you for your future?[^]

	extent participant found each of the following activities helpful					non-participation status		
	Extremely helpful	Moderately helpful	Slightly helpful	Not at all helpful	Number of participants	Not offered / does not apply	Offered, but I did not attend	Number of non-participants
Academic planning/career advising	21%	23%	45%	11%	184	65%	35%	151
Accessing CFWV.com portal	20%	21%	42%	17%	195	65%	35%	136
ACT/SAT preparation	21%	29%	41%	10%	209	47%	53%	122
Assistance with completing financial aid forms (FAFSA)	32%	25%	33%	11%	199	33%	67%	135
College Application and Exploration Week	22%	25%	40%	13%	162	63%	37%	175
College campus visits (virtual)	20%	25%	43%	13%	206	53%	47%	129
College Decision Day and/or other college acceptance events	22%	26%	40%	12%	178	59%	41%	158
Text for Success initiative	15%	17%	45%	22%	150	75%	25%	183

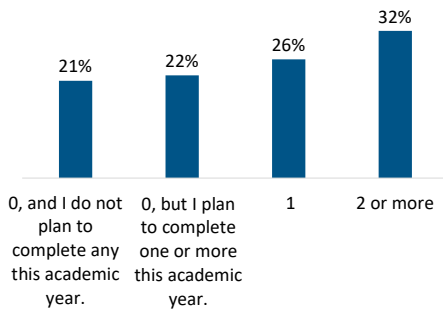
[^]Blue column percentages are based on those respondents who indicated participation in an activity. Pink column percentages are based on those respondents who indicated they did not participate in an activity.

If you did not participate in one or more of these activities/services, why not?

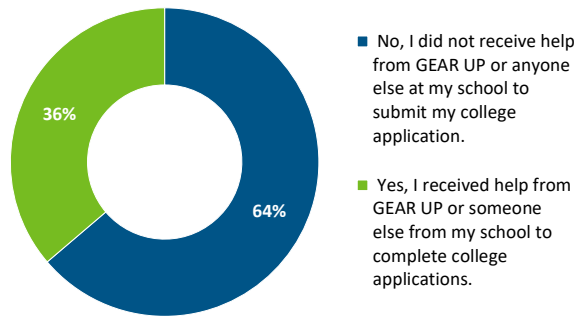


Section 6: College Preparation Activities

How many college applications have you completed?

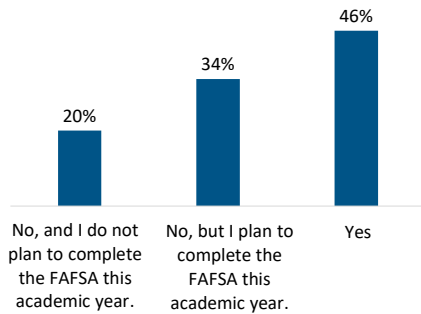


Did you receive in-person and/or virtual help from GEAR UP or anyone else at your school to complete your college applications?^

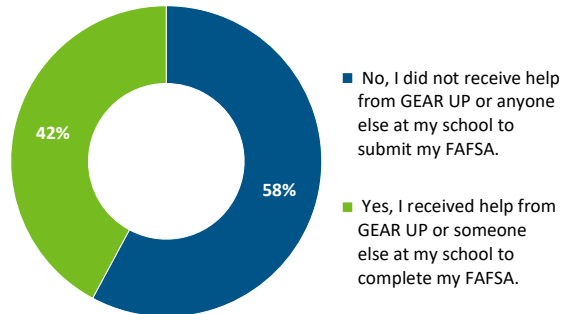


^Percentages are based on those students who completed an application or FAFSA.

The Free Application for Federal Student Aid (FAFSA) is available to be completed. Have you completed your FAFSA yet?

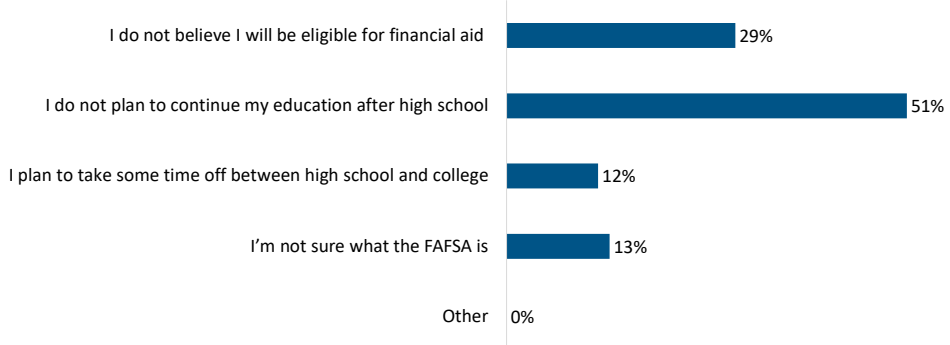


Did you receive in-person and/or virtual help from GEAR UP or anyone else at your school to complete your FAFSA?^

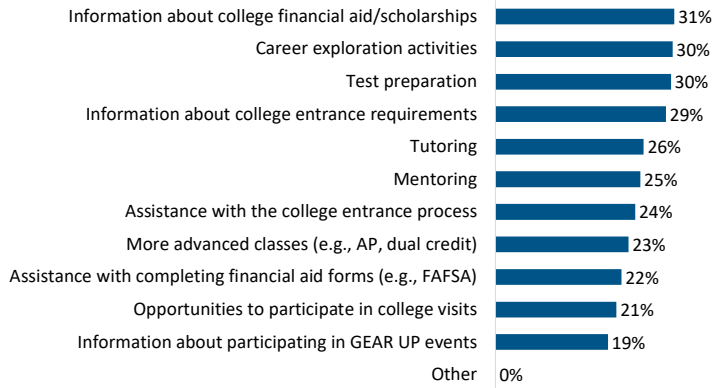


^Percentages are based on those students who completed an application or FAFSA.

For those of you who selected No, and I do not plan to complete the FAFSA this academic year, what are the main reasons you do not plan to do so?*



Which of the following do you need from your school or GEAR UP to help you be more successful in school and more prepared for college?*





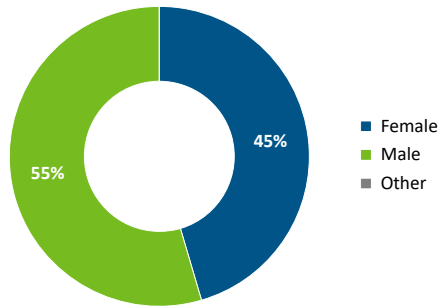
School Level Response Rates:	
Total Enrollment	95
Surveys Received	77
Response Rate	81%

School Name: Webster County High School
 Survey Type: Grade 12 Survey Report

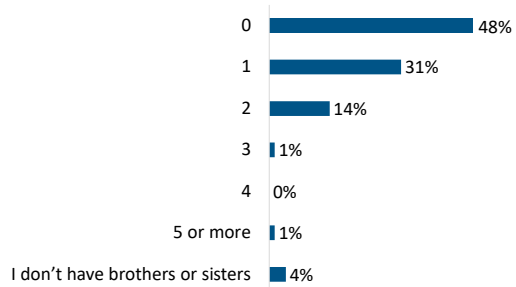
Notes: Throughout this report, all percentages are rounded to the nearest whole number; amounts lower than 0.5% are rounded down to 0%. An asterisk indicates a select all that apply question; amounts may exceed 100%.

Section 1: Background/Demographics

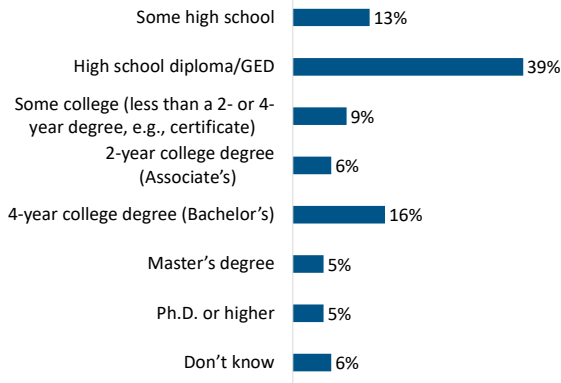
What is your gender?



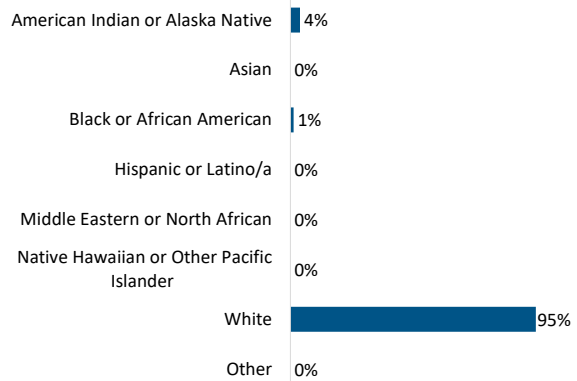
If you have brothers or sisters, how many have attended college in the past or are in college now?



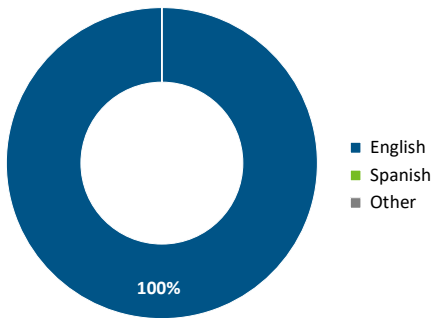
What is the highest level of education achieved by your parent(s)/guardian(s)?



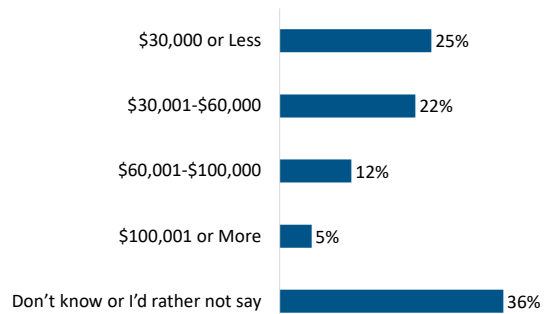
What is your race/ethnicity?



What is the main language you speak at home?

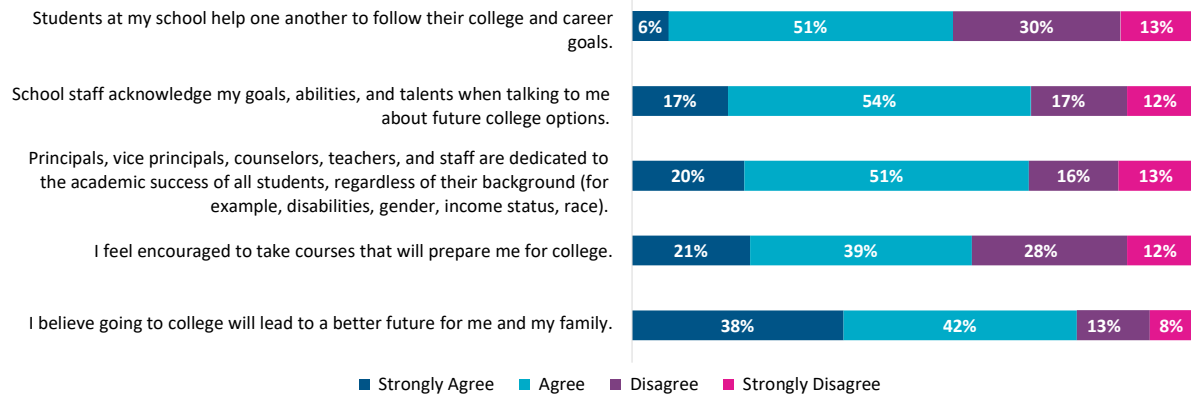


How much money do you think your family made (before taxes) during the past 12 months?



Section 2: About Your School

Please select how much you agree with the following statements about your school.

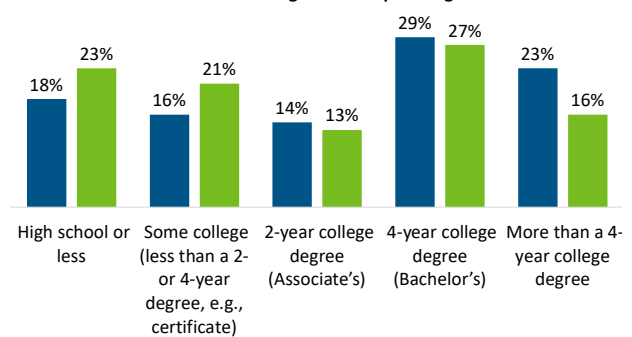


Section 3: Educational Goals and Aspirations

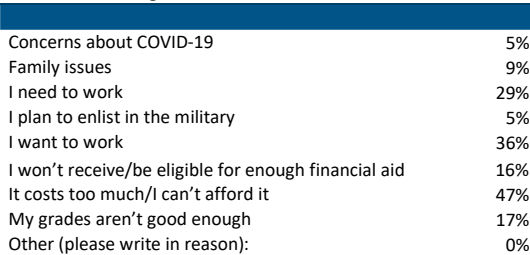
Do you plan to continue your education after high school?



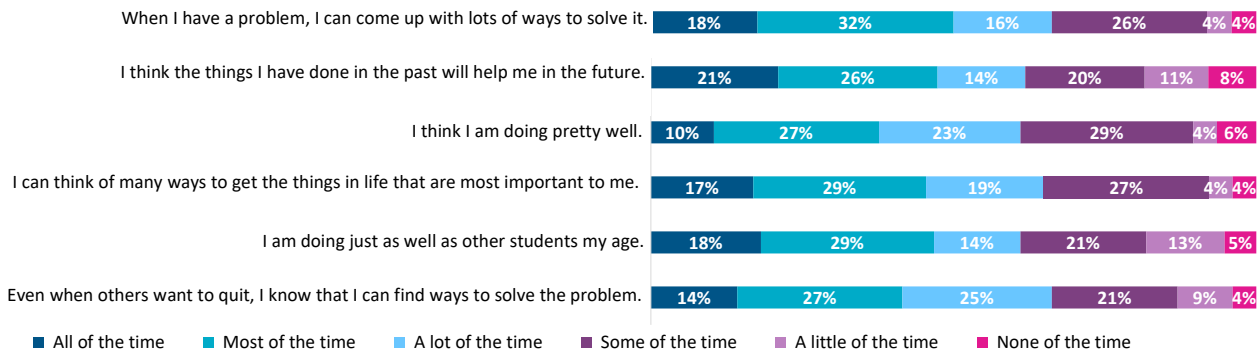
What is the highest level of education that you...
 would like to get? expect to get?



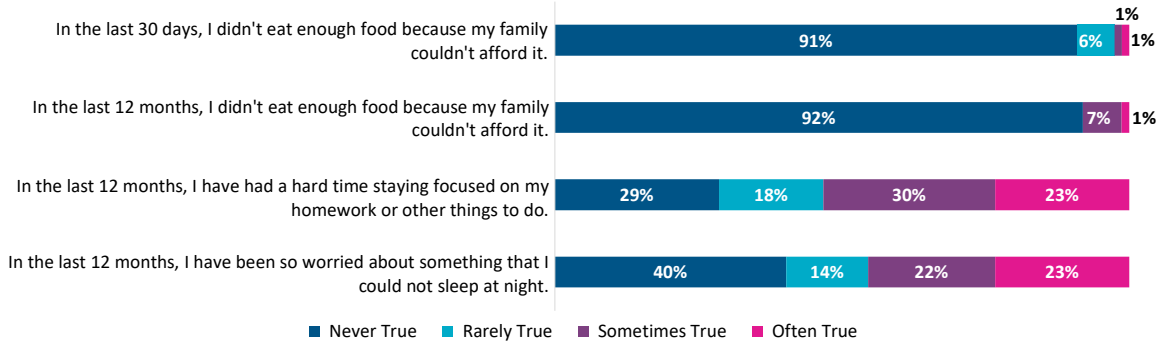
What, if anything, may prevent you from continuing your education after high school?*



Please read the following sentences below and think about how you are in most situations.



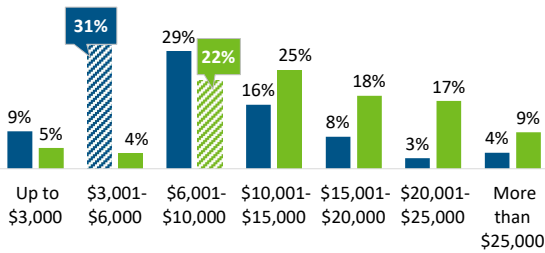
Please rate how much the following statements are true for you.



Section 4: College Knowledge and Awareness

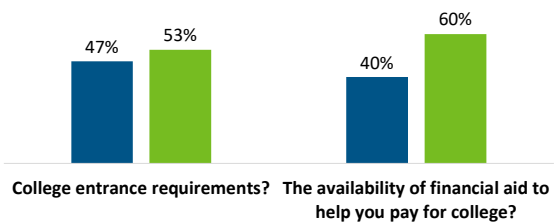
On average, how much do you think it costs for one year of in-state tuition to attend the following college options in West Virginia?[^]

■ A 2-year public community/technical college in West Virginia
■ A 4-year public college in West Virginia



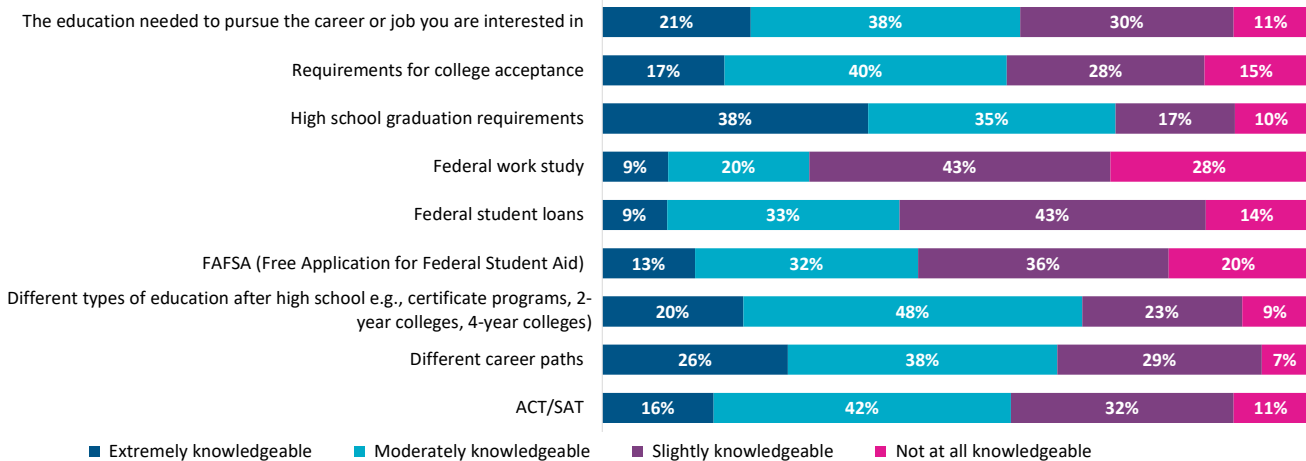
Has anyone from your school or GEAR UP ever spoken with you about...

■ No ■ Yes

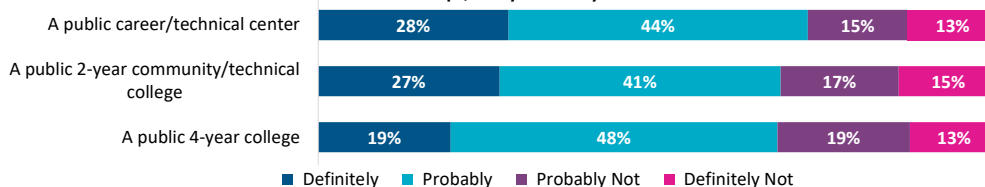


[^]The correct responses are indicated by pattern filled bar.

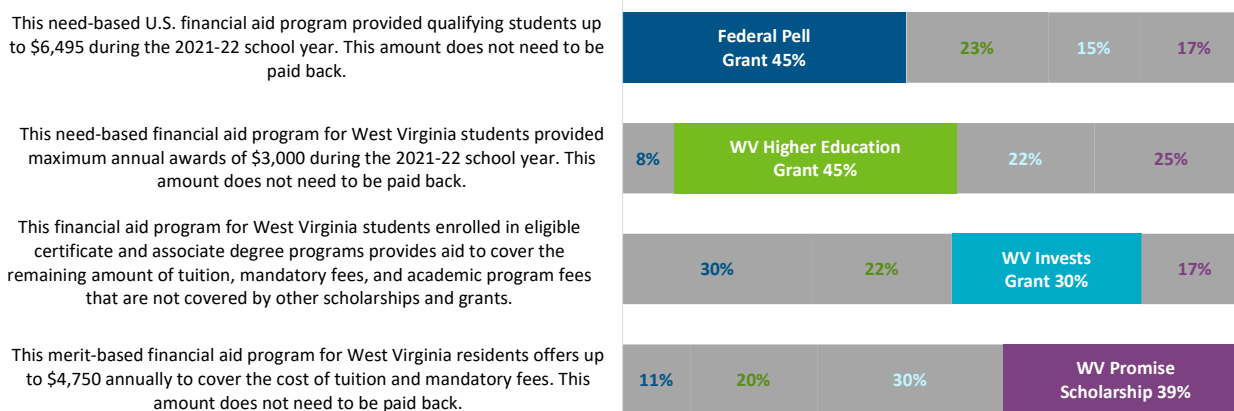
Please rate your level of knowledge about the following financial aid topics.



Do you think that you could afford to attend one of the following types of colleges using financial aid, scholarships, and your family's resources?



Financial aid programs available to West Virginia Students[^]



[^]The correct responses are indicated by filled bar.

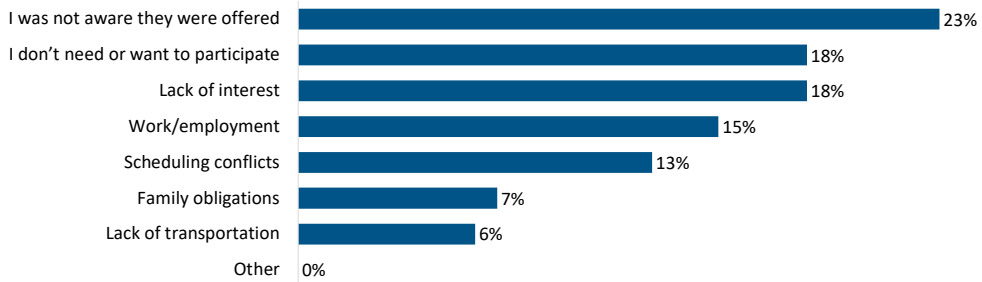
Section 5: College and Career Activities and Services

Have you participated in any of the activities below? If you did attend, how helpful was the activity in preparing you for your future?[^]

	extent participant found each of the following activities helpful					non-participation status		
	Extremely helpful	Moderately helpful	Slightly helpful	Not at all helpful	Number of participants	Not offered / does not apply	Offered, but I did not attend	Number of non-participants
Academic planning/career advising	9%	23%	40%	28%	43	53%	47%	32
Accessing CFWV.com portal	14%	23%	40%	23%	43	50%	50%	32
ACT/SAT preparation	16%	30%	33%	21%	43	44%	56%	32
Assistance with completing financial aid forms (FAFSA)	33%	16%	33%	18%	45	33%	67%	30
College Application and Exploration Week	17%	17%	56%	10%	41	50%	50%	34
College campus visits (virtual)	23%	18%	36%	23%	39	47%	53%	36
College Decision Day and/or other college acceptance events	20%	27%	34%	18%	44	47%	53%	32
Text for Success initiative	9%	21%	38%	32%	34	69%	31%	42

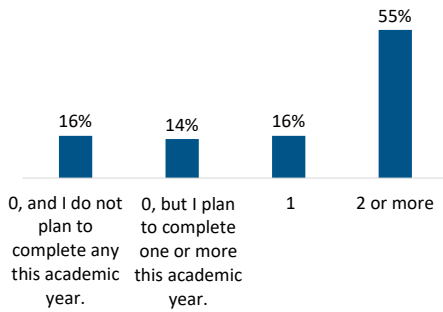
[^]Blue column percentages are based on those respondents who indicated participation in an activity. Pink column percentages are based on those respondents who indicated they did not participate in an activity.

If you did not participate in one or more of these activities/services, why not?

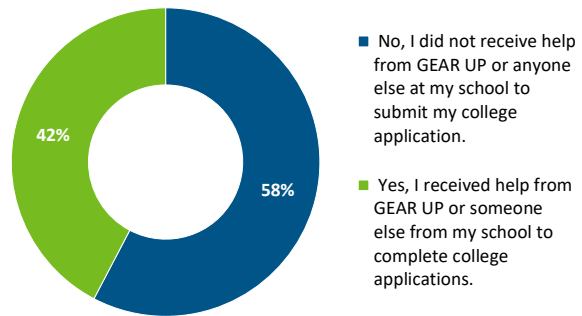


Section 6: College Preparation Activities

How many college applications have you completed?

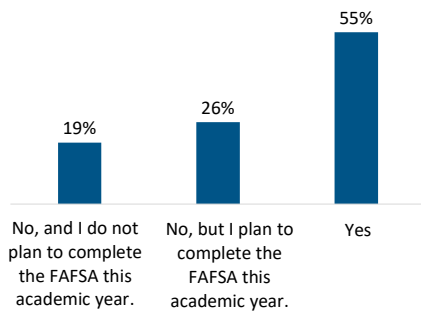


Did you receive in-person and/or virtual help from GEAR UP or anyone else at your school to complete your college applications?[^]

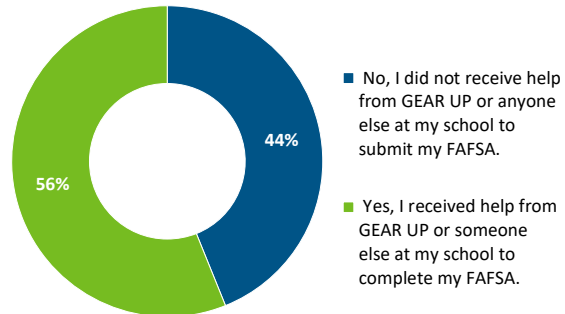


[^]Percentages are based on those students who completed an application or FAFSA.

The Free Application for Federal Student Aid (FAFSA) is available to be completed. Have you completed your FAFSA yet?

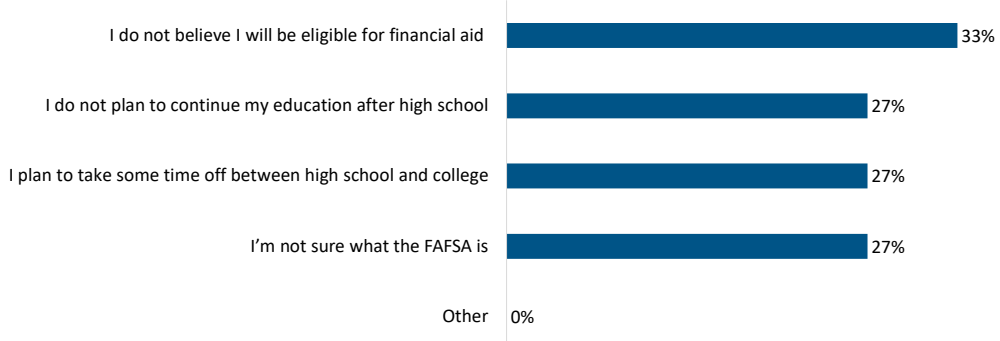


Did you receive in-person and/or virtual help from GEAR UP or anyone else at your school to complete your FAFSA?[^]

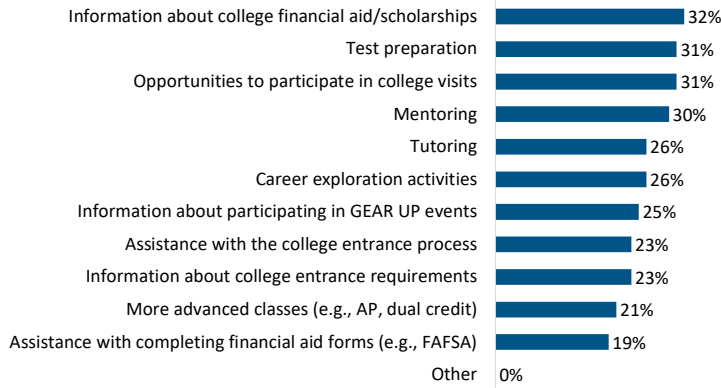


[^]Percentages are based on those students who completed an application or FAFSA.

For those of you who selected No, and I do not plan to complete the FAFSA this academic year, what are the main reasons you do not plan to do so?*



Which of the following do you need from your school or GEAR UP to help you be more successful in school and more prepared for college?*





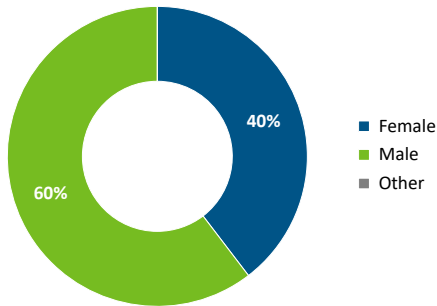
School Level Response Rates:	
Total Enrollment	64
Surveys Received	48
Response Rate	75%

School Name: **Wirt County High School**
 Survey Type: **Grade 12 Survey Report**

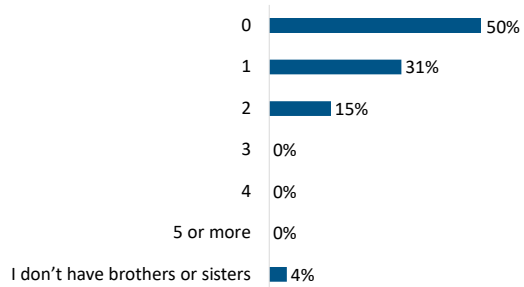
Notes: Throughout this report, all percentages are rounded to the nearest whole number; amounts lower than 0.5% are rounded down to 0%. An asterisk indicates a select all that apply question; amounts may exceed 100%.

Section 1: Background/Demographics


What is your gender?



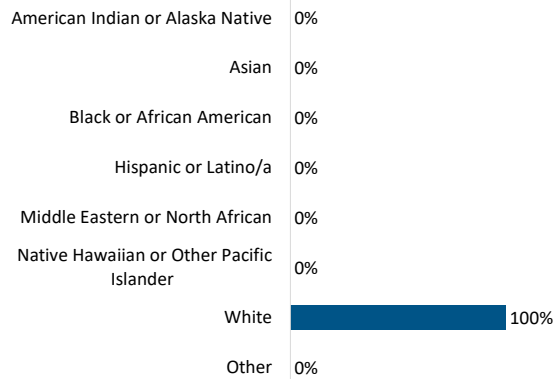
If you have brothers or sisters, how many have attended college in the past or are in college now?



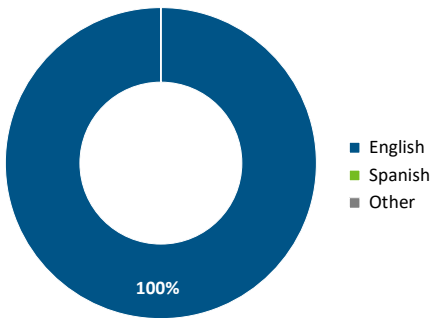
What is the highest level of education achieved by your parent(s)/guardian(s)?



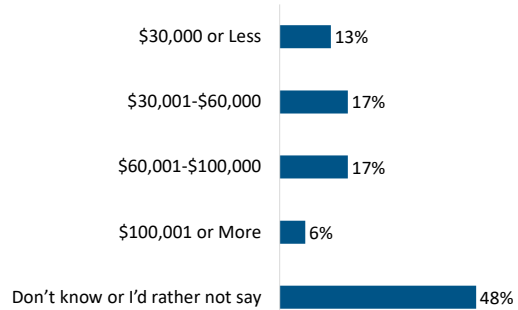
What is your race/ethnicity?



What is the main language you speak at home?

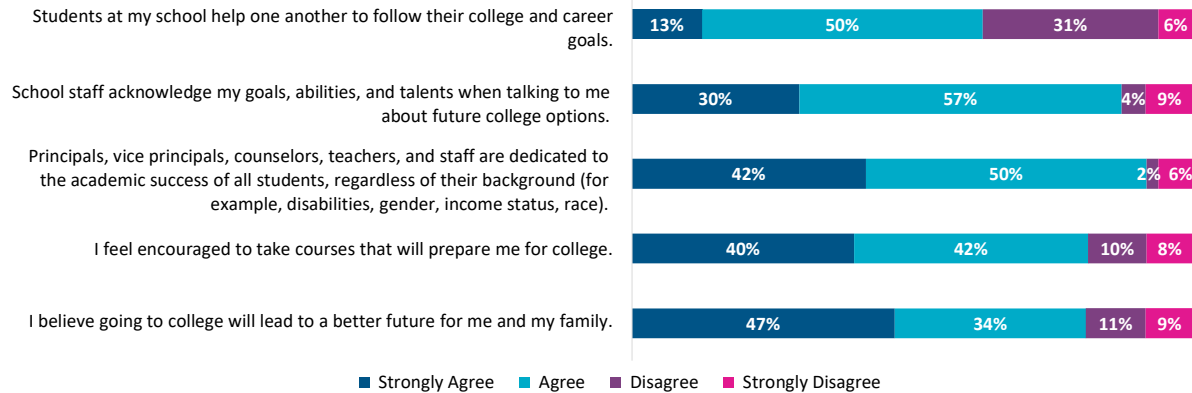


How much money do you think your family made (before taxes) during the past 12 months?



Section 2: About Your School

Please select how much you agree with the following statements about your school.



Section 3: Educational Goals and Aspirations

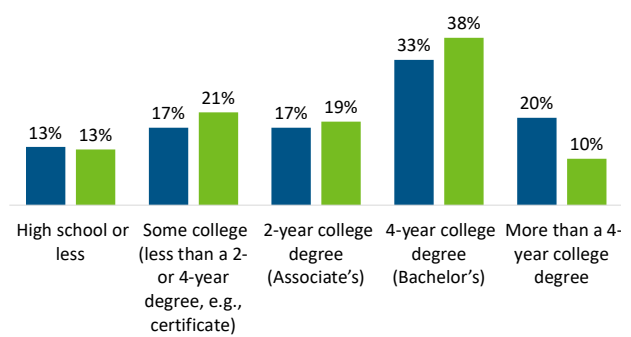
Do you plan to continue your education after high school?



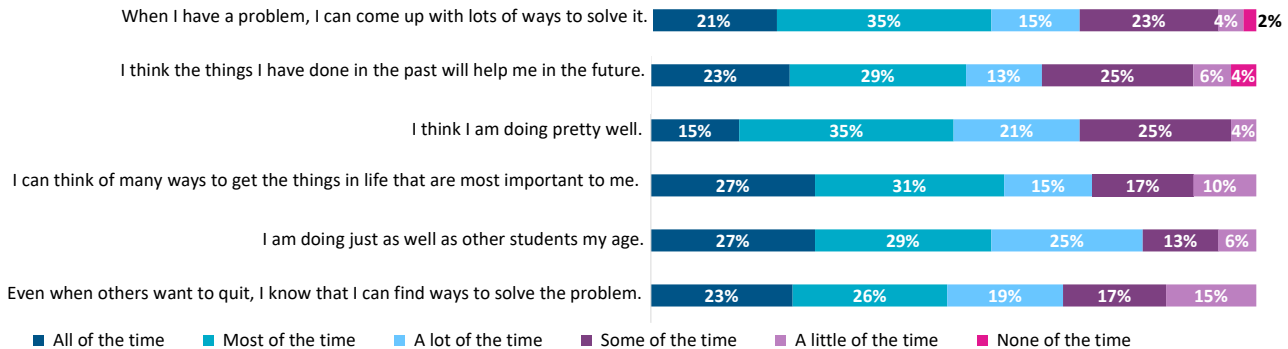
What, if anything, may prevent you from continuing your education after high school?*

Concerns about COVID-19	4%
Family issues	8%
I need to work	6%
I plan to enlist in the military	4%
I want to work	35%
I won't receive/be eligible for enough financial aid	15%
It costs too much/I can't afford it	42%
My grades aren't good enough	6%
Other (please write in reason):	0%

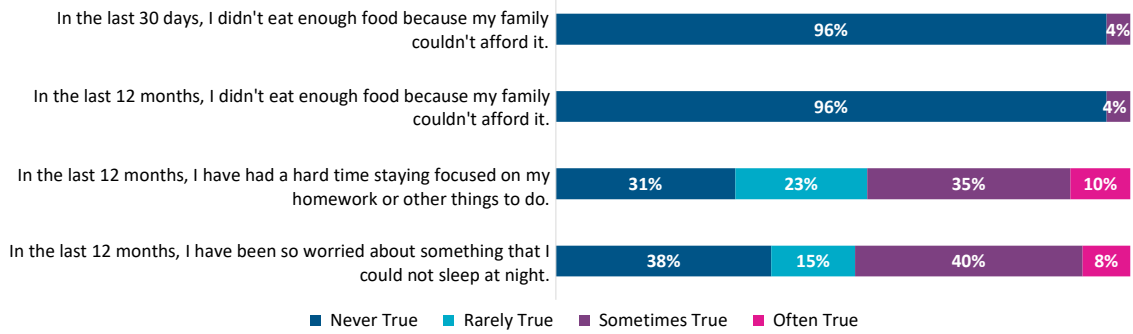
What is the highest level of education that you...
 would like to get? expect to get?



Please read the following sentences below and think about how you are in most situations.



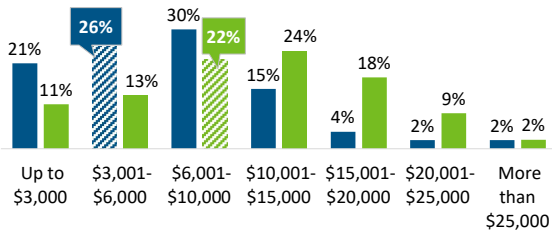
Please rate how much the following statements are true for you.



Section 4: College Knowledge and Awareness

On average, how much do you think it costs for one year of in-state tuition to attend the following college options in West Virginia?[^]

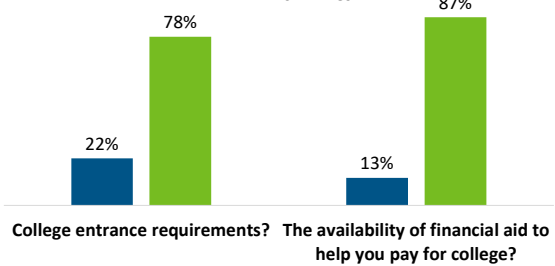
■ A 2-year public community/technical college in West Virginia
■ A 4-year public college in West Virginia



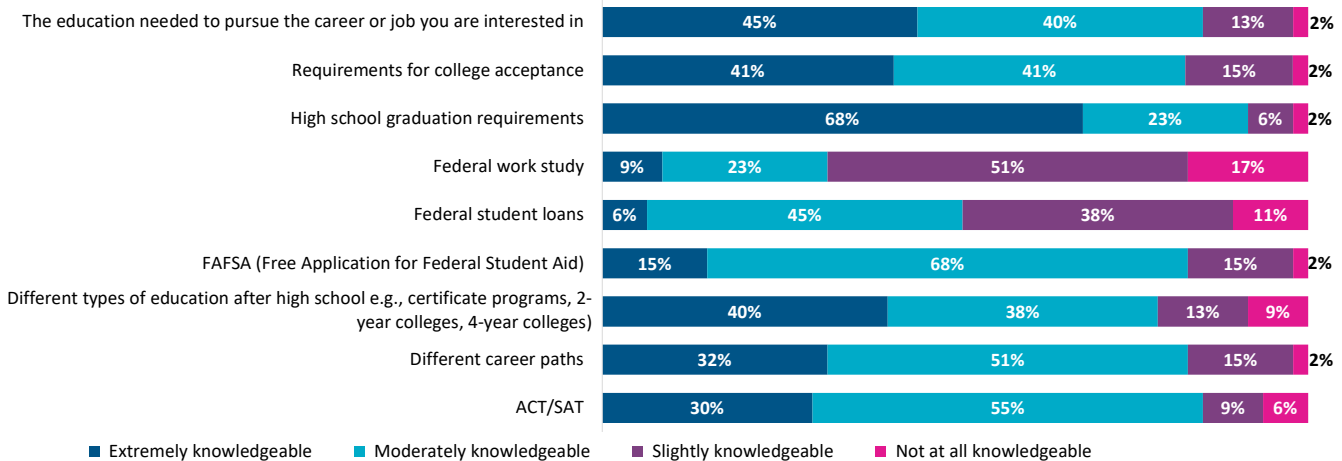
[^]The correct responses are indicated by pattern filled bar.

Has anyone from your school or GEAR UP ever spoken with you about...

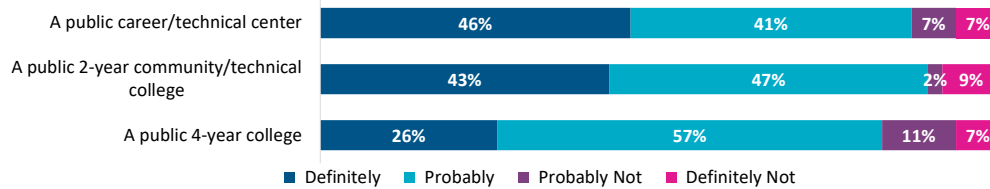
■ No ■ Yes



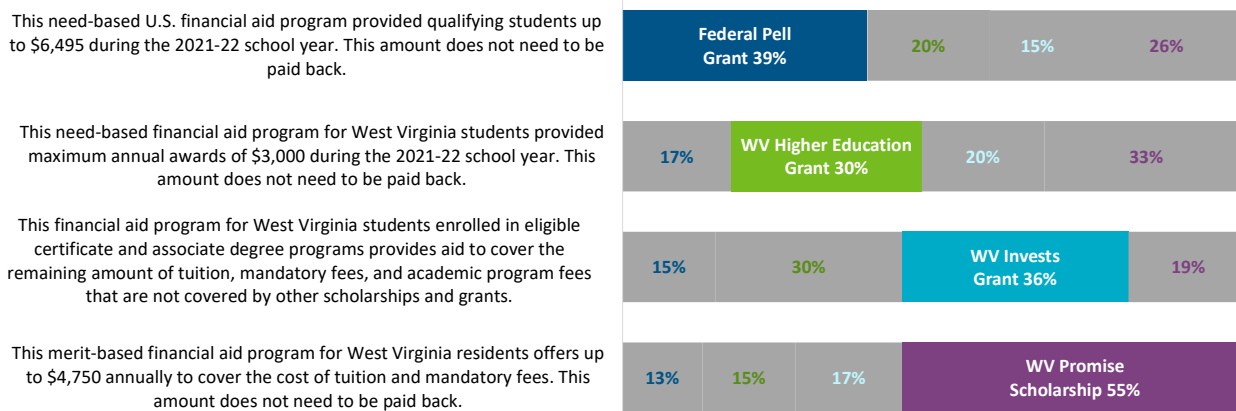
Please rate your level of knowledge about the following financial aid topics.



Do you think that you could afford to attend one of the following types of colleges using financial aid, scholarships, and your family's resources?



Financial aid programs available to West Virginia Students[^]



[^]The correct responses are indicated by filled bar.

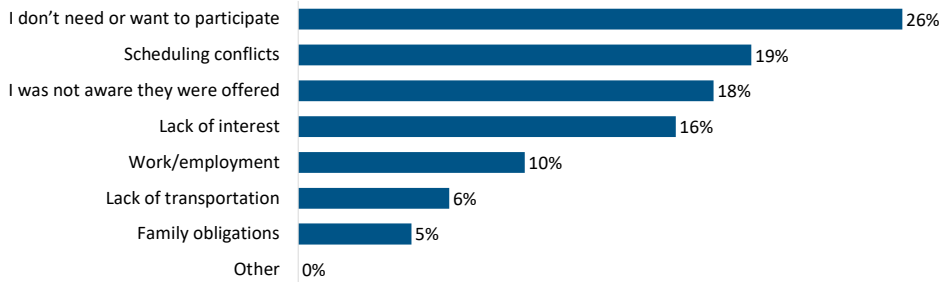
Section 5: College and Career Activities and Services

Have you participated in any of the activities below? If you did attend, how helpful was the activity in preparing you for your future?[^]

	extent participant found each of the following activities helpful				Number of participants	non-participation status		
	Extremely helpful	Moderately helpful	Slightly helpful	Not at all helpful		Not offered / does not apply	Offered, but I did not attend	Number of non-participants
Academic planning/career advising	16%	27%	43%	14%	37	40%	60%	10
Accessing CFWV.com portal	24%	26%	29%	21%	34	50%	50%	12
ACT/SAT preparation	24%	38%	24%	15%	34	8%	92%	13
Assistance with completing financial aid forms (FAFSA)	30%	38%	24%	8%	37	9%	91%	11
College Application and Exploration Week	16%	42%	26%	16%	31	75%	25%	16
College campus visits (virtual)	24%	32%	26%	18%	34	38%	62%	13
College Decision Day and/or other college acceptance events	15%	33%	30%	22%	27	60%	40%	20
Text for Success initiative	14%	23%	23%	41%	22	67%	33%	24

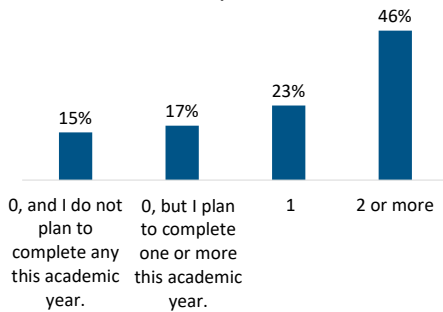
[^]Blue column percentages are based on those respondents who indicated participation in an activity. Pink column percentages are based on those respondents who indicated they did not participate in an activity.

If you did not participate in one or more of these activities/services, why not?

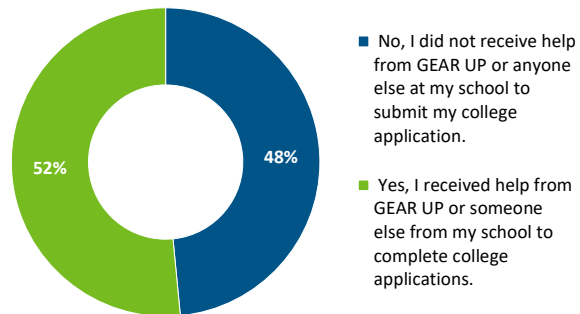


Section 6: College Preparation Activities

How many college applications have you completed?

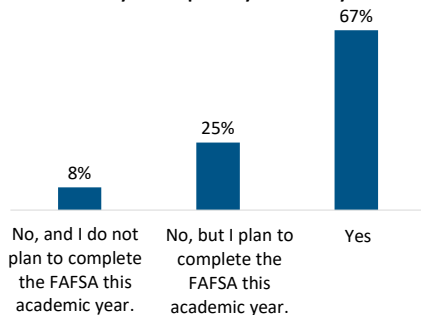


Did you receive in-person and/or virtual help from GEAR UP or anyone else at your school to complete your college applications?[^]

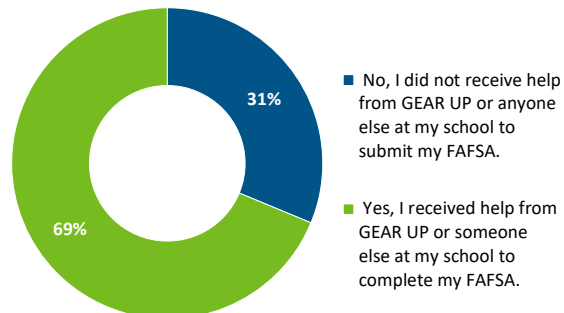


[^]Percentages are based on those students who completed an application or FAFSA.

The Free Application for Federal Student Aid (FAFSA) is available to be completed. Have you completed your FAFSA yet?

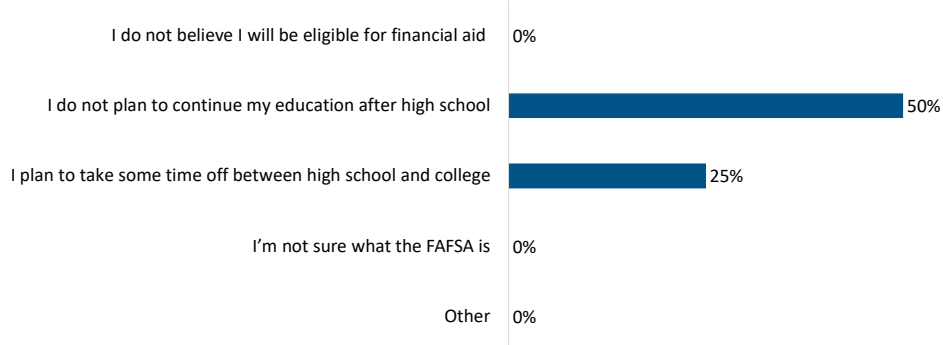


Did you receive in-person and/or virtual help from GEAR UP or anyone else at your school to complete your FAFSA?[^]



[^]Percentages are based on those students who completed an application or FAFSA.

For those of you who selected No, and I do not plan to complete the FAFSA this academic year, what are the main reasons you do not plan to do so?*



Which of the following do you need from your school or GEAR UP to help you be more successful in school and more prepared for college?*

