

2008-2014 West Virginia **GEARUP**

Dropout Report

Division of Student Affairs

*West Virginia Higher Education Policy Commission*

# Table of Contents

## **Program and Regional Level – 2**

### **Southwest Region**

Boone County Schools - 4

Lincoln County Schools - 6

Mingo County Schools - 8

### **Southern Region**

McDowell County Schools - 11

Summers County Schools - 12

Wyoming County Schools - 14

### **Central Region**

Clay County Schools - 16

Roane County Schools - 17

Webster County Schools - 19

Wirt County Schools - 21

### **Appendices**

Six Year Dropout Rate Data - 23

Dropout Definition - 24

West Virginia GEAR UP has collected dropout rate data from the West Virginia Department of Education, Office of Data Management & Analysis, from the 2006/07 school year to the 2013/14 school year. Dropout rate data is one of many measurable objectives used by the WV GEAR UP program to measure change in the student population throughout the duration of the program. Activities such as credit recovery, tutoring, dual credit, summer academies, ACT prep, mentoring, HEROs clubs, high school transition events, and FAFSA completion were provided to students to help reduce the dropout rate. Parents participated in financial aid and dropout prevention events, and school personnel attended conferences with sessions focused on dropout prevention methods, anti-bullying techniques, and received training on new classroom enhancement technologies.

Beginning in the baseline year of the GEAR UP program (2007/08), dropout rate data for GEAR UP students followed the same declining trend as other students statewide. Figure 1 shows that from 2007/08 to 2013/14, GEAR UP students reduced the dropout rate by 56%, while statewide, all other students reduced the dropout rate by 55%. It is encouraging to know that the dropout rate for GEAR UP students declined faster than other students statewide, even when the difference is only 1%. In years 2, 5 and 6 of the program, GEAR UP students came very close to meeting the statewide average dropout rate. In year 4 of the program, the GEAR UP students completed the 10<sup>th</sup> grade and had the biggest year-to-year reduction in dropout rate (-30%).

## “[I’m] thinking of dropping out.”

2014 Cohort student in the 8<sup>th</sup> grade while at a visit to the Cultural Center, State Capitol and University of Charleston college visit

The transition from middle school to high school can be challenging for students and program coordinators alike. As seen in Figure 1, year 3 was the only year that the dropout rate increased for students in the GEAR UP program. From year 2, when the GEAR UP 2014 Cohort students were in the 8<sup>th</sup> grade, to year 3, when the Cohort students were in the 9<sup>th</sup> grade, the dropout rate increased 7%. Some program coordinators were challenged by the increased high school student population served by the grant, in year 3.

It is worth considering that in year 3, the percent of GEAR UP Priority group (11<sup>th</sup> and 12<sup>th</sup> grade) students who reported having a conversation about college entrance requirements with someone at their school or GEAR UP, dropped by nearly 6%. Similarly, fewer Priority group students reported that they had conversations about the availability of financial aid with someone at their school or GEAR UP, in year 3. From year 2 to year 3, Priority group student’s conversations about the availability of financial aid reduced by over 9%.

Schools in the GEAR UP program also experienced their first consolidation in year 3. Big Creek High and Iaeger High consolidated into River View High in McDowell County. The same year, McDowell County underwent a major leadership change and received a new Superintendent. The dropout rate increased over 1 percentage point in year 3 at McDowell County.

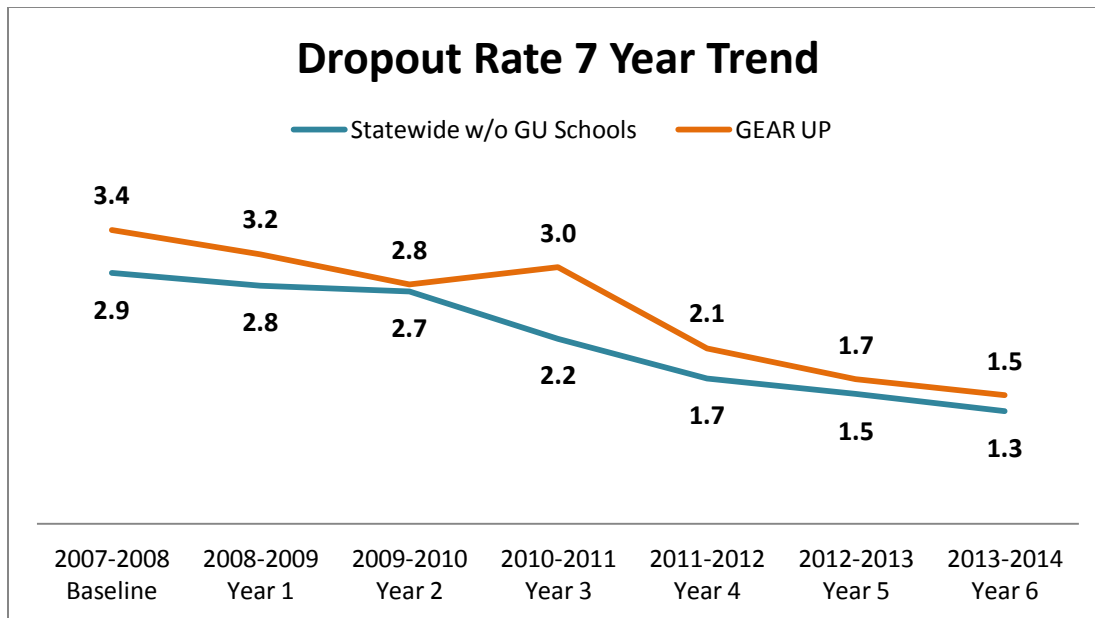


Figure 1. Seven-year dropout rate comparison of non-WV GEAR UP schools statewide and WV GEAR UP schools

The GEAR UP service area is divided into three regions; Central, Southwest and Southern. The Central region serves four counties and the Southern and Southwestern regions each serve three counties. Figure 2 details the dropout rate trend for each region, from 2007/08 to 2013/14. In years 1 and 2 of the GEAR UP program, when the cohort students were still in middle school, there was little change in the dropout rate for each region. By the third year of the program each region struggled to decrease the dropout rate, and as a program the overall dropout rate increased by 7%; during which time the GEAR UP cohort students completed the 9<sup>th</sup> grade. In fact, this year 3 bump in GEAR UP dropout rates was significant enough to increase the overall statewide dropout rate by a 10<sup>th</sup> of a percentage point (0.10). In other words, the statewide dropout rate for 2010/11 is 2.3% and when the GEAR UP students are removed from the statewide dropout rate, it drops to 2.2%. This is the only programmatic year where the GEAR UP student dropout rate data impacted the overall statewide dropout rate data.

However, by the fourth year the Southern (-30%) and Southwest (-43%) regions had the greatest year-to-year reduction, and by the fifth year of the program the Central (-41%) region had the greatest year-to-year reduction of dropout rate. This surge in dropout rate decline, in year 4, corresponds with the first year of the HEROs student program. Student-led college and career readiness initiatives were spearheaded in year 4. In the first two years of the HEROs program, students heavily supported their upperclassmen to take the necessary steps to complete high school and prepare for postsecondary education.

During the six years of the GEAR UP program, the Southwest region reduced their dropout rate by 57%. The Southern region reduced their dropout rate by 53%, and the Central region reduced the dropout rate for their schools by 59%.

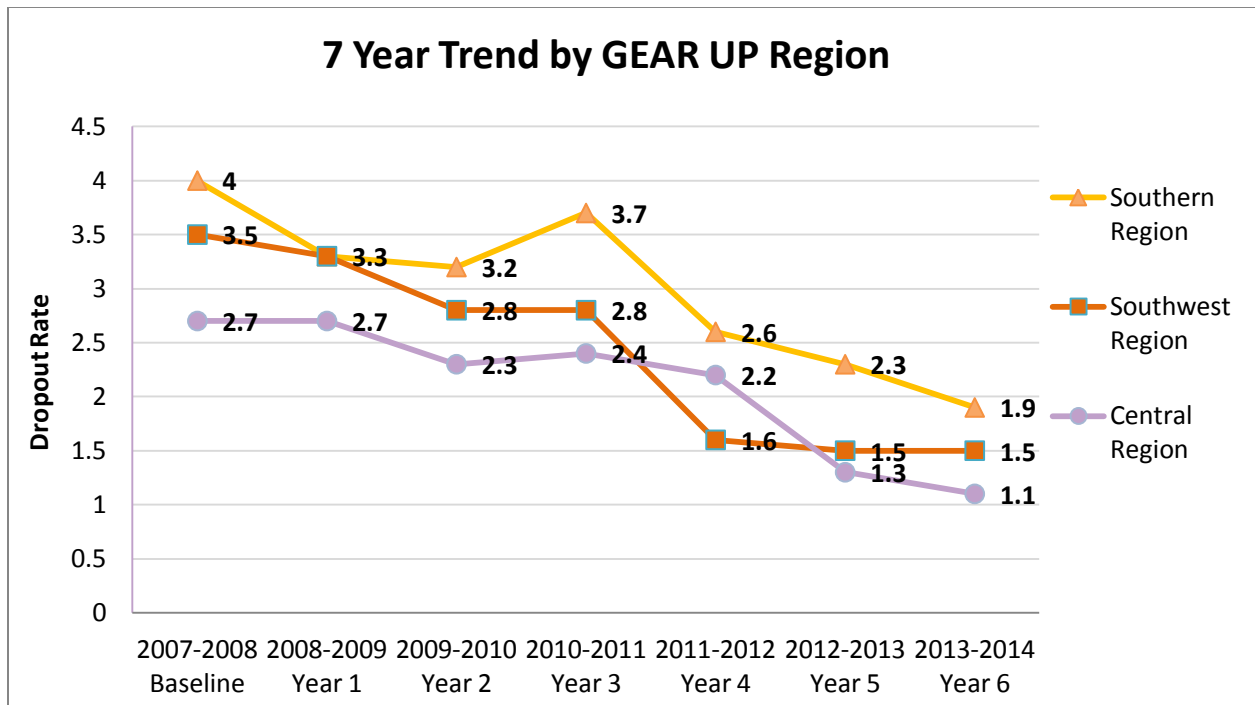


Figure 2. Seven-year dropout rate comparison by GEAR UP region

## Southwest Region

### Boone County Schools

The four service schools for the 2008/14 GEAR UP program are Madison Middle, Sherman Junior High, Scott High and Sherman High School. Together these schools had the third largest 7-12<sup>th</sup> grade enrollment (10,269) among all of the GEAR UP service Counties in years 1-6 of the program. A total of 231 students dropped out of Boone County GEAR UP service schools during the program, which equals a 2.2% dropout rate for the six-year program span.

Figure 3 shows that Boone County GEAR UP schools reduced their dropout rate by 45% during the life of the program. In years 3-5 Boone County schools saw the most significant decrease (-2.5 points) in their dropout rate (76%).

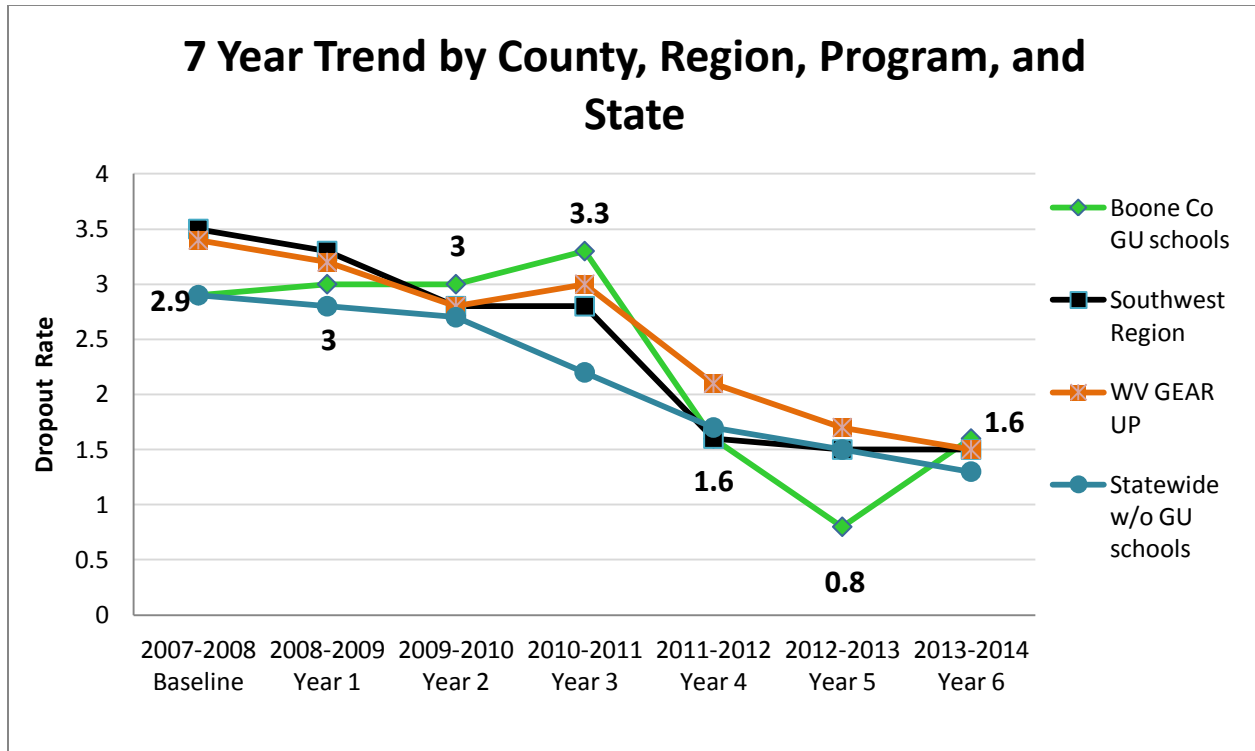


Figure 3. Seven-year dropout rate comparison of Boone County GEAR UP schools, Southwest Region, WV GEAR UP program, and statewide results

Figure 4 illustrates that from the 2008/09 school year to the 2013/14 school year, Madison Middle school reduced their dropout rate by 100%. At the beginning of the program Madison Middle school had a 0.3 dropout rate, reduced it to 0.2 in the following year and remained at 0.0 for the duration of the program. Sherman Junior High retained a 0.0 dropout rate for the entire program. Scott High school lowered their dropout rate by 39% overall during the 6 years of the program. During the last four years of the program, Scott students had the largest decrease in dropout rates (52%). Sherman High school lowered their dropout rate by 49% during the 6 years of the program (-2.8 points). As GEAR UP cohort students were in the 9<sup>th</sup>, 10<sup>th</sup> and 11<sup>th</sup> grades, the dropout rate fell 92% in three years at Sherman High.

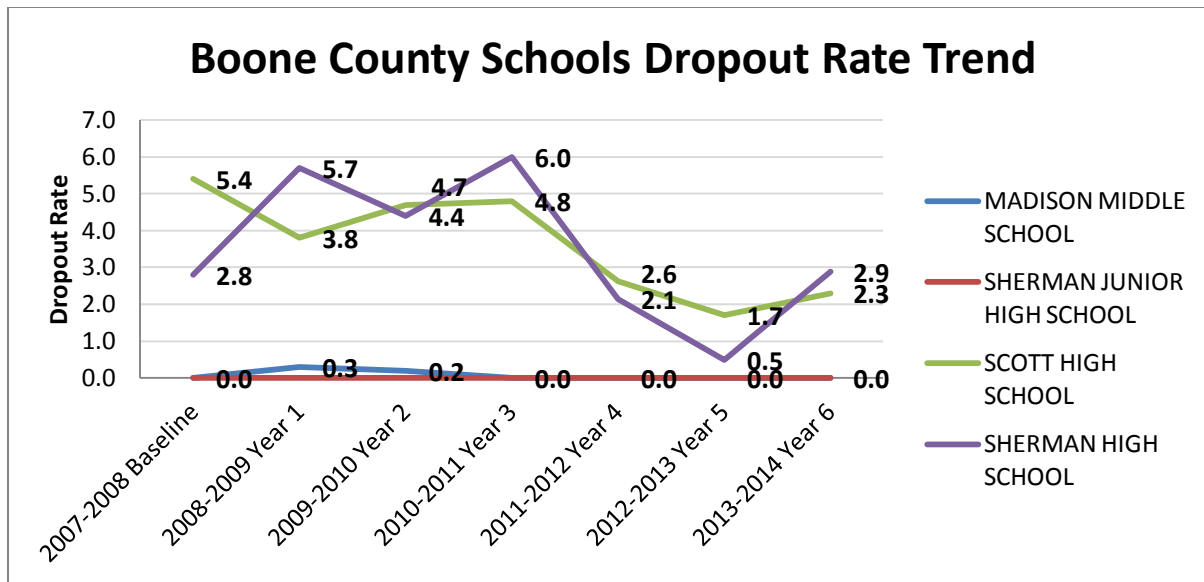


Figure 4. Seven-year dropout rate trend data for schools served by WV GEAR UP in Boone County.

### Lincoln County Schools

The five service schools for the 2008/14 GEAR UP program are Duval PK-8, Hamlin PK-8, Harts Intermediate, Guyan Valley Middle and Lincoln County High School. Together these schools had the fifth largest 7-12<sup>th</sup> grade enrollment (8,619) among all of our service Counties in years 1-6 of the program. A total of 185 students dropped out of Lincoln County GEAR UP schools during the program, resulting in a 2.1% dropout rate for the six year program span.

Figure 5 reveals that Lincoln County GEAR UP schools reduced their dropout rate by 57% during the life of the program. In years 1-2 Lincoln County schools saw the most significant decrease (-1.6 points) in their year-to-year dropout rate (50%).

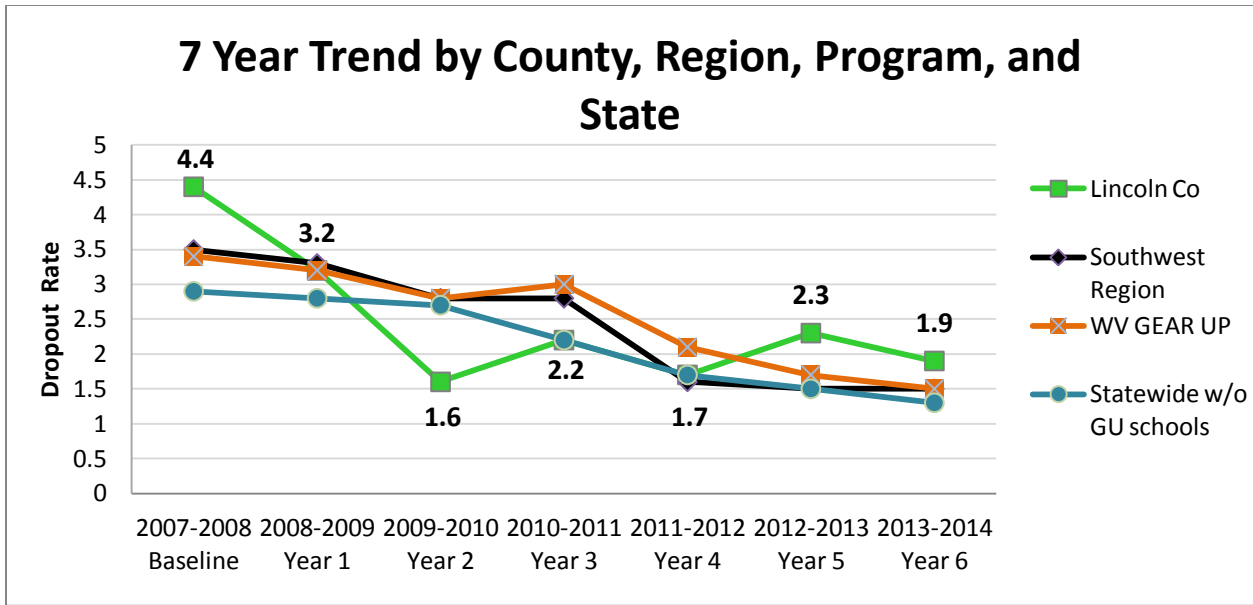


Figure 5. Seven year dropout rate comparison of Lincoln County GEAR UP schools, Southwest Region, WV GEAR UP program, and statewide results.

Figure 6 illustrates that from the 2008/09 school year to the 2013/14 school year, Hamlin PK-8 reduced their dropout rate by 100%. At the beginning of the program Hamlin PK-8 had a 0.9 dropout rate and then remained at 0.0 for the duration of the program. Duval PK-8 and Harts Intermediate PK-8 retained a 0.0 dropout rate for the entire program. Year 2 was the only year that students dropped out at Guyan Valley Middle school which increased their dropout rate to 0.5 when the Cohort students were in the 8<sup>th</sup> grade. Lincoln County High school lowered their dropout rate by 38% overall during the 6 years of the program. During the first two years of the program, Lincoln County High students had the largest decrease in dropout rates (50%).



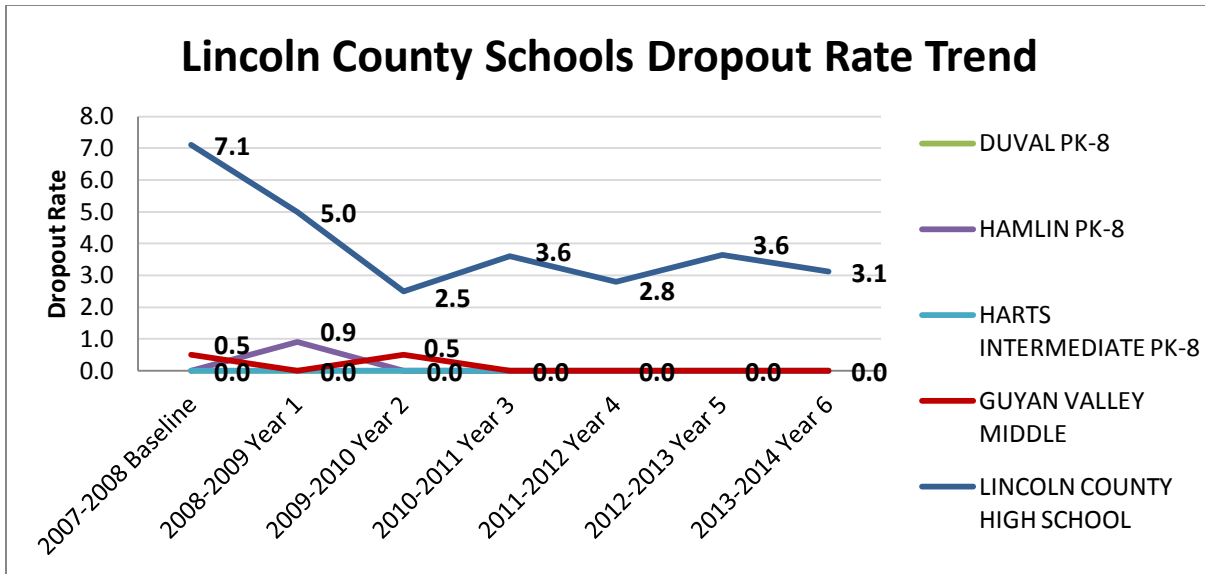


Figure 6. Seven-year dropout rate trend data for schools served by WV GEAR UP in Lincoln County

### Mingo County Schools

The 12 service schools for the 2008/14 GEAR UP program are Lenore K-8, Kermit Area K-8, Williamson Middle, Matewan Middle, Burch Middle/High, Gilbert Middle/High, Matewan High, Williamson High, Tug Valley High and Mingo Central High School. Together these schools had the largest 7-12<sup>th</sup> grade enrollment (10,983) among all of our service Counties in years 1-6 of the program. A total of 261 students dropped out of Mingo County GEAR UP schools during the program, resulting in a 2.4% dropout rate for the six year program span.

Figure 7 reveals that Mingo County GEAR UP schools reduced their dropout rate by 74% during the life of the program. In years 3-4 Mingo County schools saw the most significant decrease (-1.4 points) in their year-to-year dropout rate (48%). Collectively, Mingo County schools lowered their dropout rate every year which helped them have the second highest percent of change in their dropout rate in all of the GEAR UP districts.

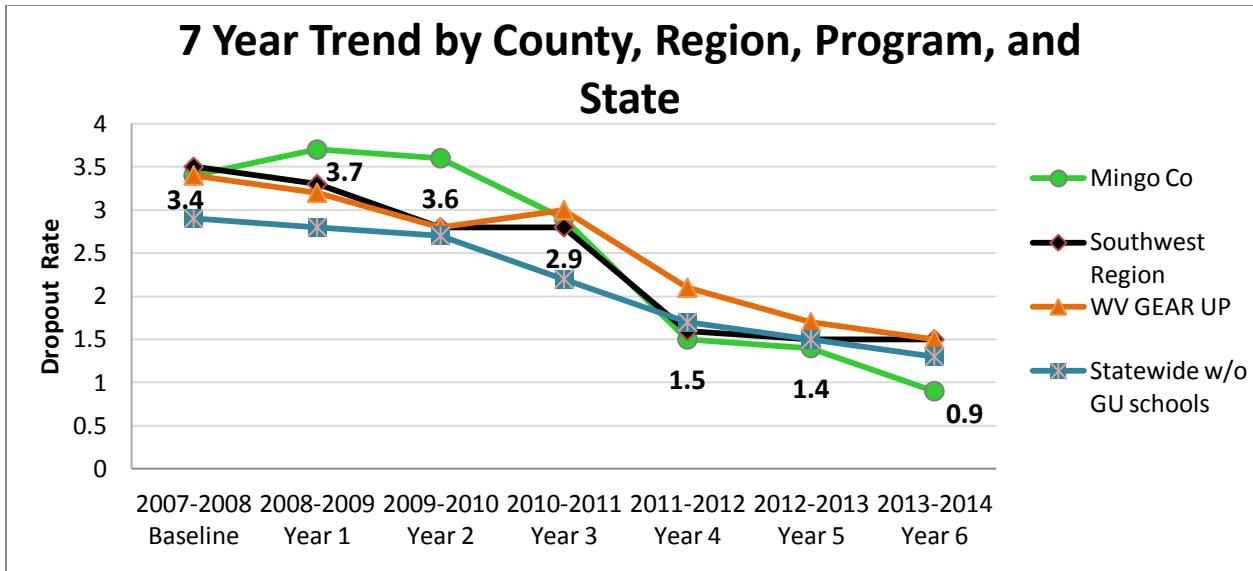


Figure 7. Seven year dropout rate comparison of Mingo County GEAR UP schools, Southwest Region, WV GEAR UP program, and statewide results

Figure 8 illustrates that from the 2008/09 school year to the 2013/14 school year, Tug Valley High reduced their dropout rate by 79%. At the beginning of the program Tug Valley increased their dropout rate, but then declined from years 3-5 at a rate of 87% reduction. Lenore K-8 and Kermit Area K-8 retained a 0.0 dropout rate for the entire program.

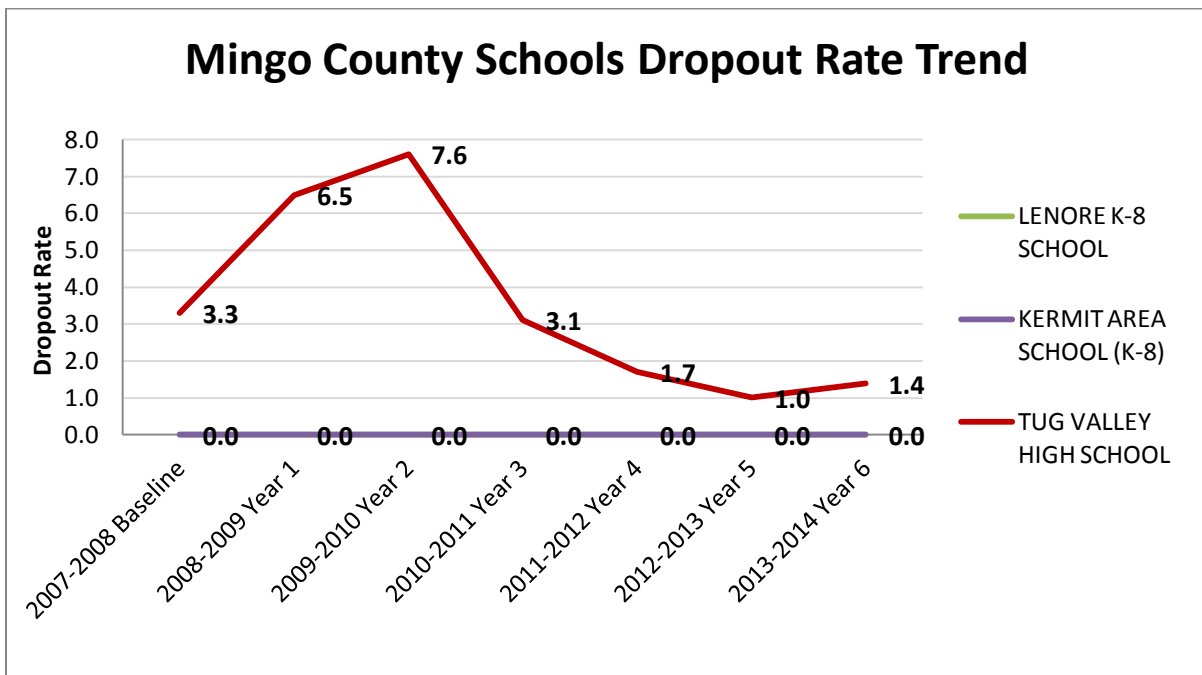


Figure 8. Seven-year dropout rate trend data for Tug Valley High and feeder schools served by WV GEAR UP in Mingo County

Figure 9 illustrates that from the 2008/09 school year to the 2013/14 school year, Williamson Middle, Matewan Middle, Burch Middle and Gilbert Middle all maintained a 0.0 dropout rate for the entire program. Burch and Gilbert High schools both increased their dropout rate in the first few years of the program. From year 2-3, Burch High decreased their dropout rate by 16% and Gilbert decreased their dropout rate by 37%. Matewan High school continued to lower their dropout rate all 3 years by a total of 56% before consolidation. Williamson High has the smallest enrollment of all Mingo County high schools, and therefore, had a lot of fluctuation in their dropout rate. From year 1-2 the dropout rate for Williamson High shrank 72% and then rose by 435% by year 3. Overall the dropout rate for Williamson High rose 49% in the 3 years before consolidation. Mingo Central High reduced their dropout rate by 39% by and large. From year 4-5 Mingo Central increased their dropout rate but then declined from years 5-6 at a rate of 47%.

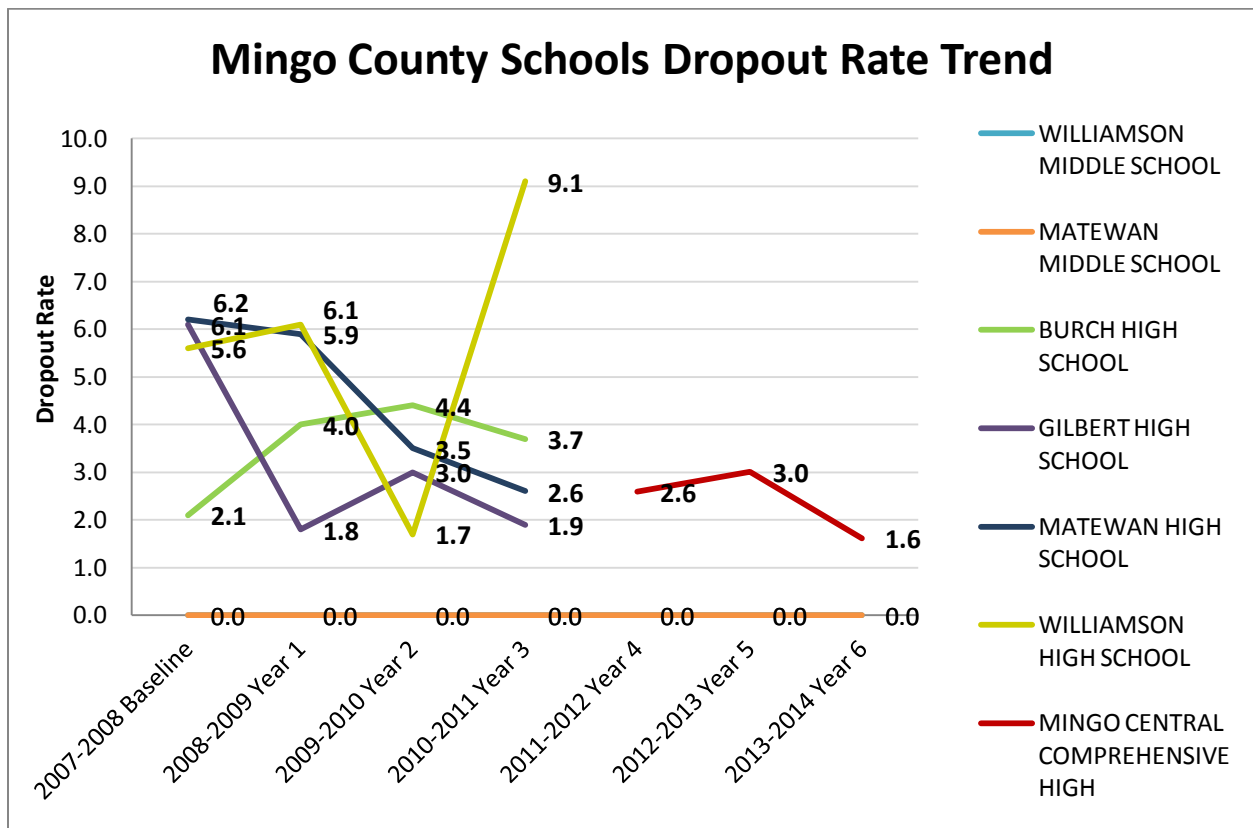


Figure 9. Seven-year dropout rate trend data for Mingo Central High and feeder schools served by WV GEAR UP in Mingo County

## Southern Region

### McDowell County Schools

Southside K-8, Sandy River Middle, Big Creek High, laeger High, River View High and Mount View High School are the six service schools for the 2008/14 GEAR UP program. Together these schools had the fourth largest 7-12<sup>th</sup> grade enrollment (9,087) among all of our service Counties in years 1-6 of the program. A total of 285 students dropped out of McDowell County GEAR UP service schools during the program, which gives us a 3.1% County dropout rate for the six year program span.

Figure 10 shows that McDowell County GEAR UP schools reduced their dropout rate by 38% during the life of the program. In years 3-5 McDowell County schools had the most significant decrease (-2.7 points) in their dropout rate (59%).

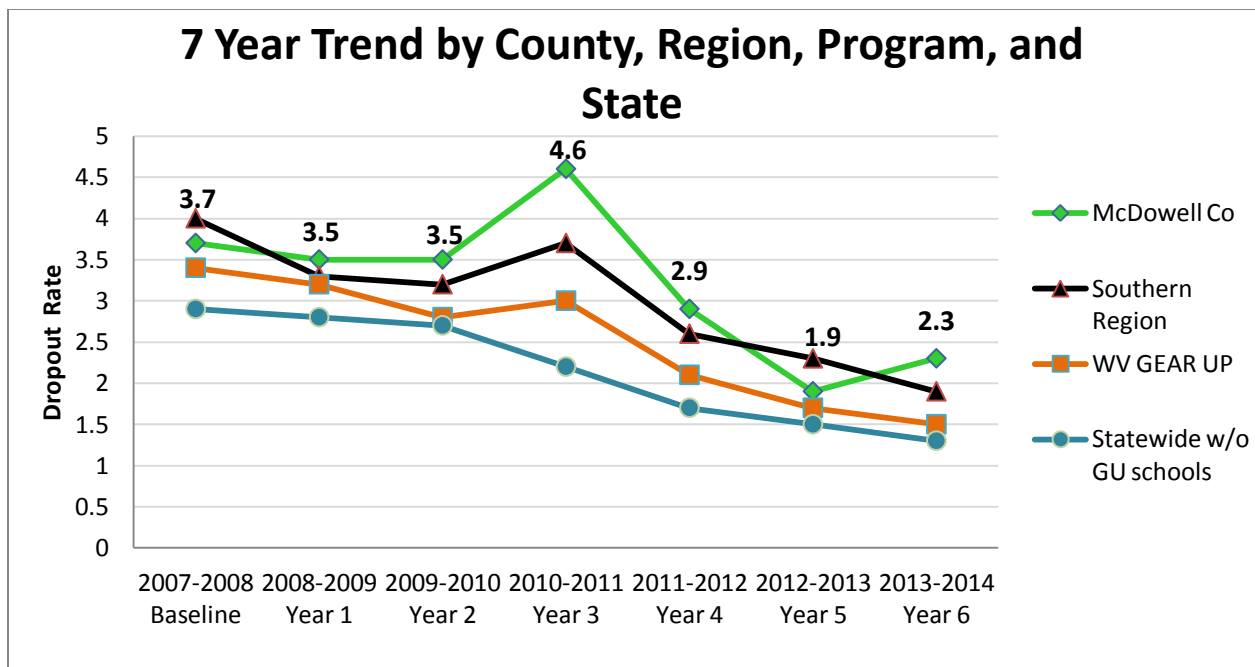


Figure 10. Seven-year dropout rate comparison of McDowell County GEAR UP schools, Southern Region, WV GEAR UP program, and statewide results

Figure 11 illustrates that from the 2008/09 school year to the 2013/14 school year, Sandy River Middle school reduced their dropout rate by 100%. At the beginning of the program Sandy River Middle school had a 0.5 dropout rate, and then reduced it to 0.0 for the duration of the program. Similarly, Southside K-8 was able to keep their dropout rate at 0.0 with the exception for year 3 when it bumped up to 1.1 %. During the first two years of the program, Big Creek and laeger High had their highest dropout rates before consolidating into River View High school in

year 3. From years 1-2 Big Creek High lowered their dropout rate by 4% and laeger High increased their dropout rate by 58%. In year 3, River View High concluded their first school year with the second highest dropout rate for any individual GEAR UP school during programmatic years (6.8%). River View was able to reduce their dropout rate by 69% over the next two years, and by the sixth year of the program the school managed to reduce their overall dropout rate by 60%. Mount View High school lowered their dropout rate by 40% overall during the 6 years of the program. When Cohort students were in the 9<sup>th</sup>, 10<sup>th</sup> and 11<sup>th</sup> grades of the program, Mount View students had the largest decrease in dropout rates in three years (38%).

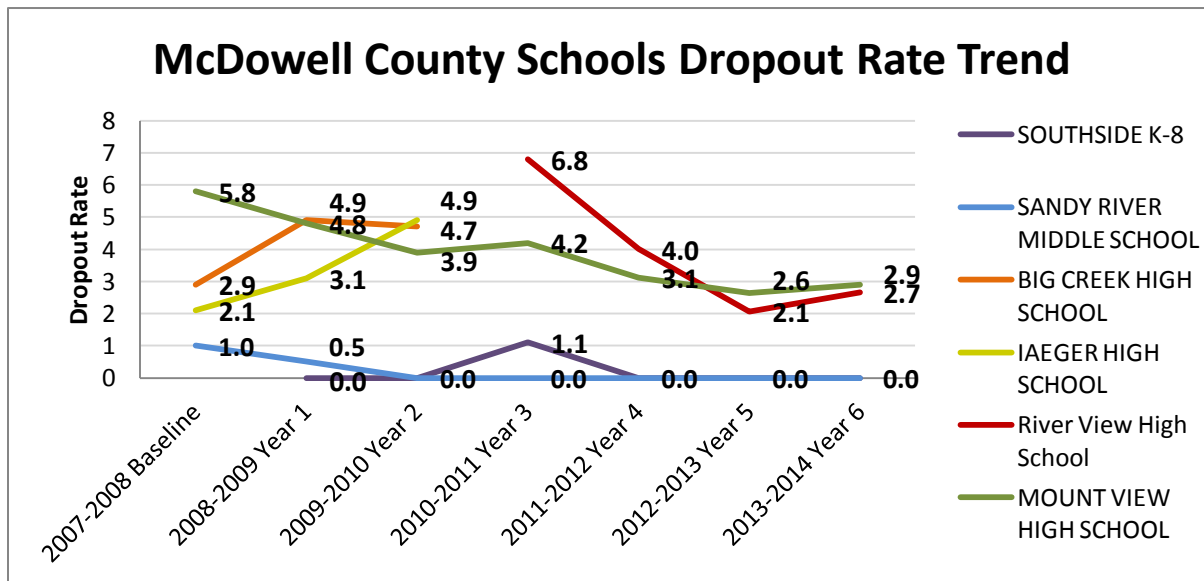


Figure 11. Seven-year dropout rate trend data for schools served by WV GEAR UP in McDowell County

### Summers County Schools

Summers Middle and Summers County High School are the two service schools for the 2008/14 GEAR UP program. Together these schools had the second smallest 7-12<sup>th</sup> grade enrollment (3,930) among all of our service Counties in years 1-6 of the program. A total of 131 students dropped out of Summers County GEAR UP service schools during the program, which calculates to a 3.3% County dropout rate for the six year program span.

Figure 12 shows that Summers County GEAR UP schools reduced their dropout rate by 49% during the life of the program. In years 5-6, Summers County schools had the most significant decrease (-1.7 points) in their dropout rate (43%). Due to the low student population, small changes in enrollment or dropouts had a large effect on the dropout rate, which easily fluctuated up and down.

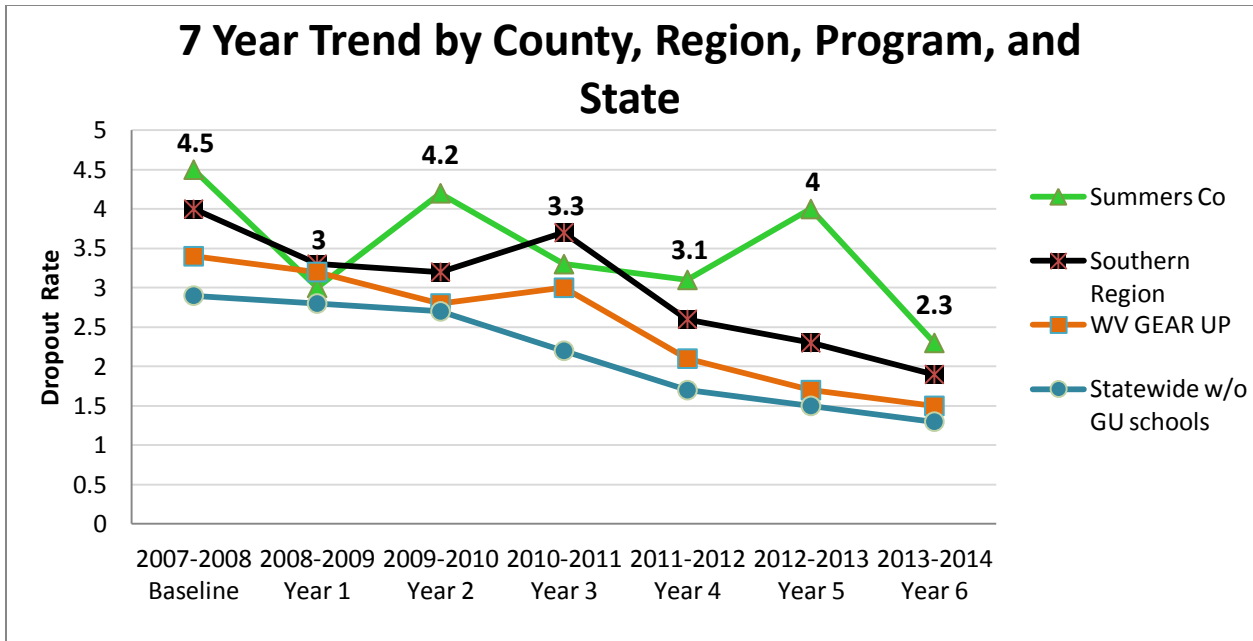


Figure 12. Seven-year dropout rate comparison of Summers County GEAR UP schools, Southern Region, WV GEAR UP program, and statewide results

Figure 13 illustrates that from the 2008/09 school year to the 2013/14 school year, Summers County High reduced their dropout rate by 18%. At the beginning of the program Summers County High increased their dropout rate, but then declined in years 3-4, only to bump up again in year 5 and then finally tapering off at a rate of 40% reduction from year 5-6. Summers Middle school maintained a 0.0 dropout rate for the entire program.

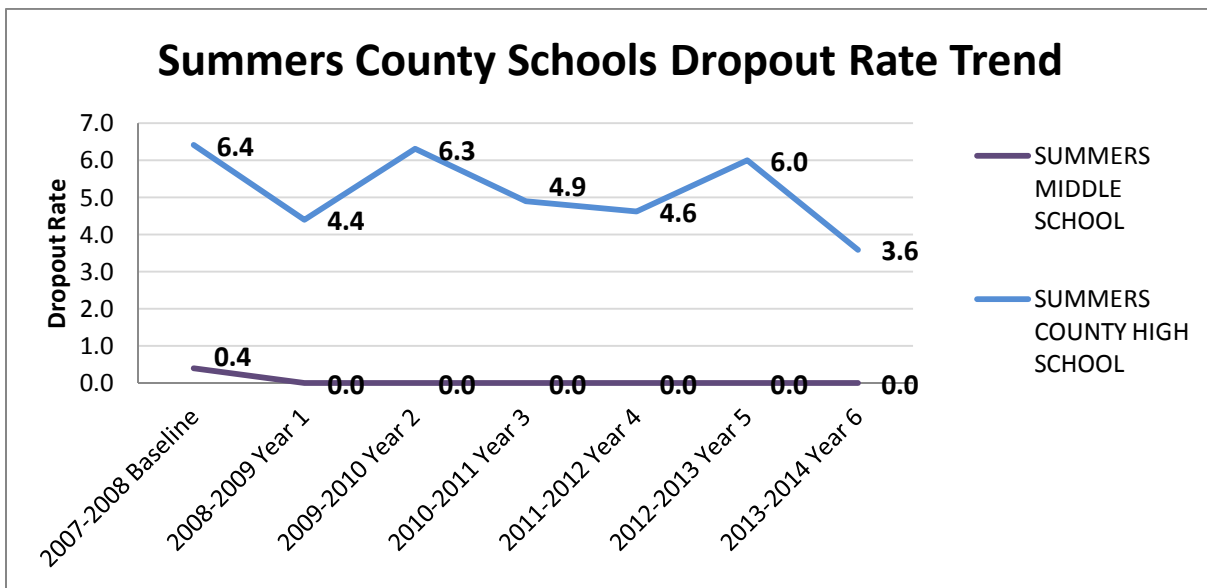


Figure 13. Seven-year dropout rate trend data for schools served by WV GEAR UP in Summers County

## Wyoming County Schools

Baileysville Elementary and Middle, Glen Fork Elementary and Middle, Herndon Consolidated Elementary and Middle, Huff Consolidated Elementary and Middle, Road Branch Elementary and Middle, Mullens Middle, Oceana Middle, Pineville Middle, Wyoming County East High and Westside High school are the ten service schools for the 2008/14 GEAR UP program. Together these schools had the second largest 7-12<sup>th</sup> grade enrollment (10,746) amongst all of our service Counties in years 1-6 of the program. A total of 259 students dropped out of Wyoming County GEAR UP service schools during the program, which calculates to a 2.4% County dropout rate for the six year program span.

Figure 14 details that Wyoming County GEAR UP schools reduced their dropout rate by 65% during the life of the program. In years 3-6 Wyoming County schools saw the most significant decrease (-1.8 points) in their year-to-year dropout rate (56%). Collectively, Wyoming County schools lowered their dropout rate almost every year which helped them have the third highest percent of change in their dropout rate in all of the GEAR UP districts.

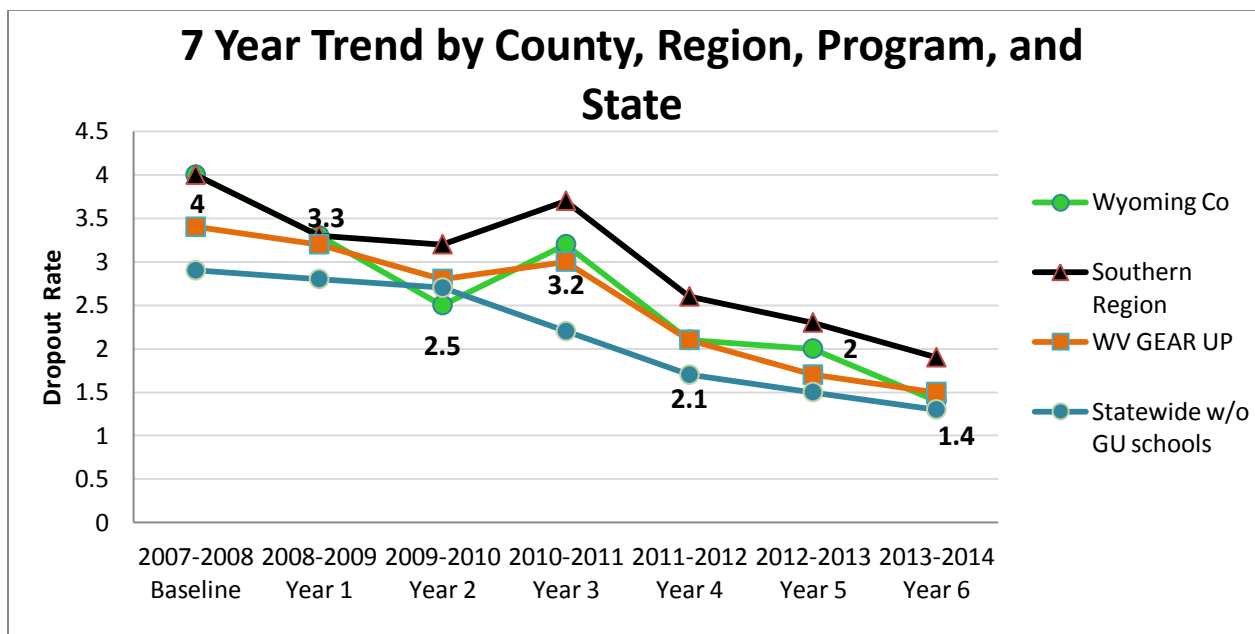


Figure 14. Seven-year dropout rate comparison of Wyoming County GEAR UP schools, Southern Region, WV GEAR UP program, and statewide results

Figure 15 illustrates that from the 2008/09 school year to the 2013/14 school year Baileysville, Glen Fork and Huff Consolidated Elementary and Middle schools reduced their dropout rate by 100%. At the beginning of the program, Baileysville spiked their dropout rate to 2.5, reduced it to 0.0 in the following year. In year 3 Baileysville, Glen Fork and Huff Consolidated all raised their dropout rate for the final time during the program. All elementary and middle schools in

Wyoming County had a 0.0 dropout rate for the final 3 years of the GEAR UP program. Herndon Consolidated, Road Branch, Mullens, Oceana and Pineville Middle retained a 0.0 dropout rate for the entire program. Wyoming County East High school lowered their dropout rate by 70% overall during the 6 years of the program. Every year of the program, Wyoming County East students either maintained the dropout rate or lowered the dropout rate. Westside High school lowered their dropout rate by 40% during the 6 years of the program (-1.8 points). As GEAR UP cohort students were in the 9<sup>th</sup>, 10<sup>th</sup>, 11<sup>th</sup> and 12<sup>th</sup> grades, the dropout rate fell 54% in four years at Westside High.

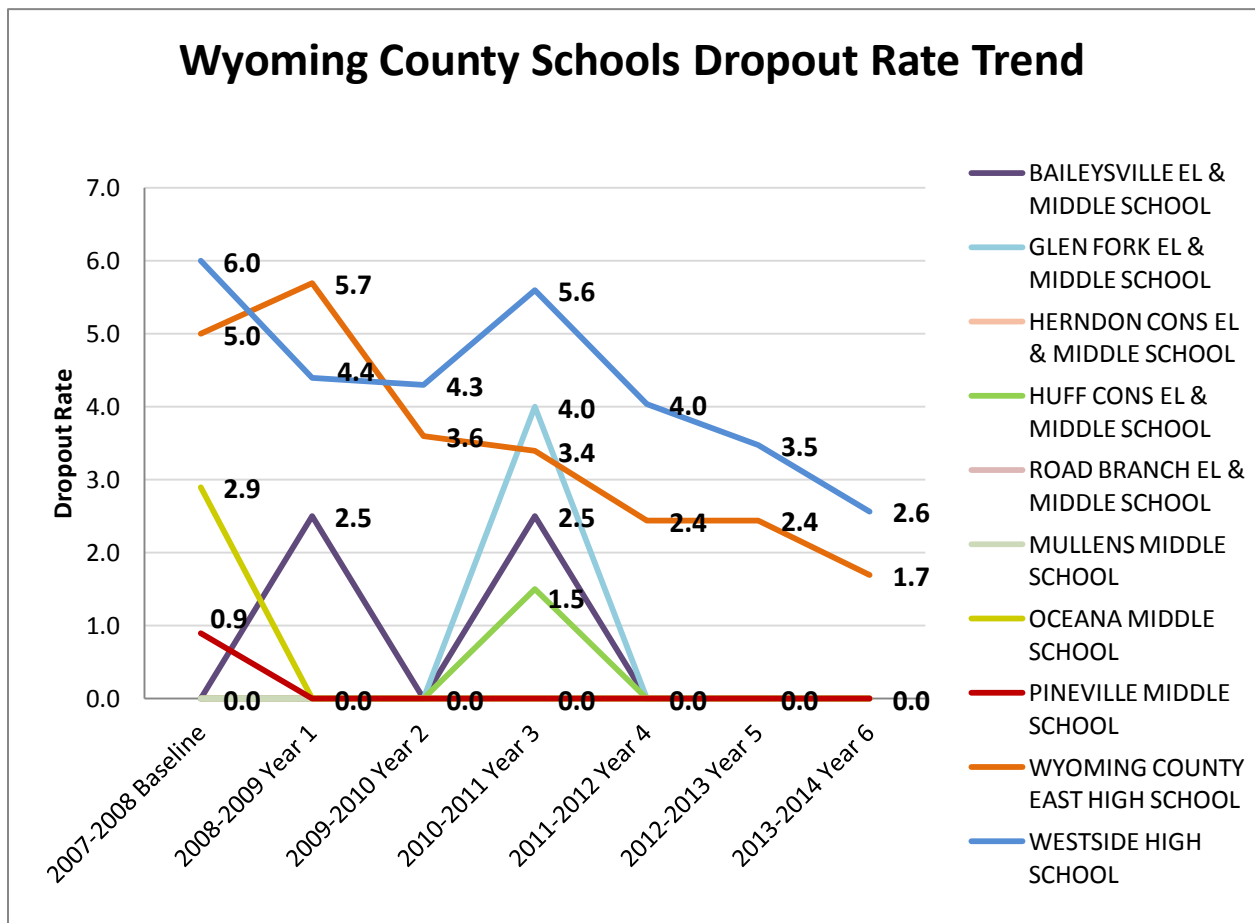


Figure 15. Seven-year dropout rate trend data for schools served by WV GEAR UP in Wyoming County



## Central Region

### Clay County Schools

Clay Middle and Clay County High School are the two service schools for the 2008/14 GEAR UP program. Together these schools had the third smallest 7-12<sup>th</sup> grade enrollment (5,281) among all of our service Counties in years 1-6 of the program. A total of 84 students dropped out of Clay County GEAR UP service schools during the program, which calculates to a 1.6% dropout rate for the six year program span.

Figure 16 shows that Clay County GEAR UP schools reduced their dropout rate by 76% during the life of the program. With one of the smallest student populations, Clay County schools made every student count by minimizing or stabilizing the dropout rate every year of the program. As a result, Clay County schools have the highest rate of change of all GEAR UP schools for dropout reduction from the baseline to year 6 of the program.

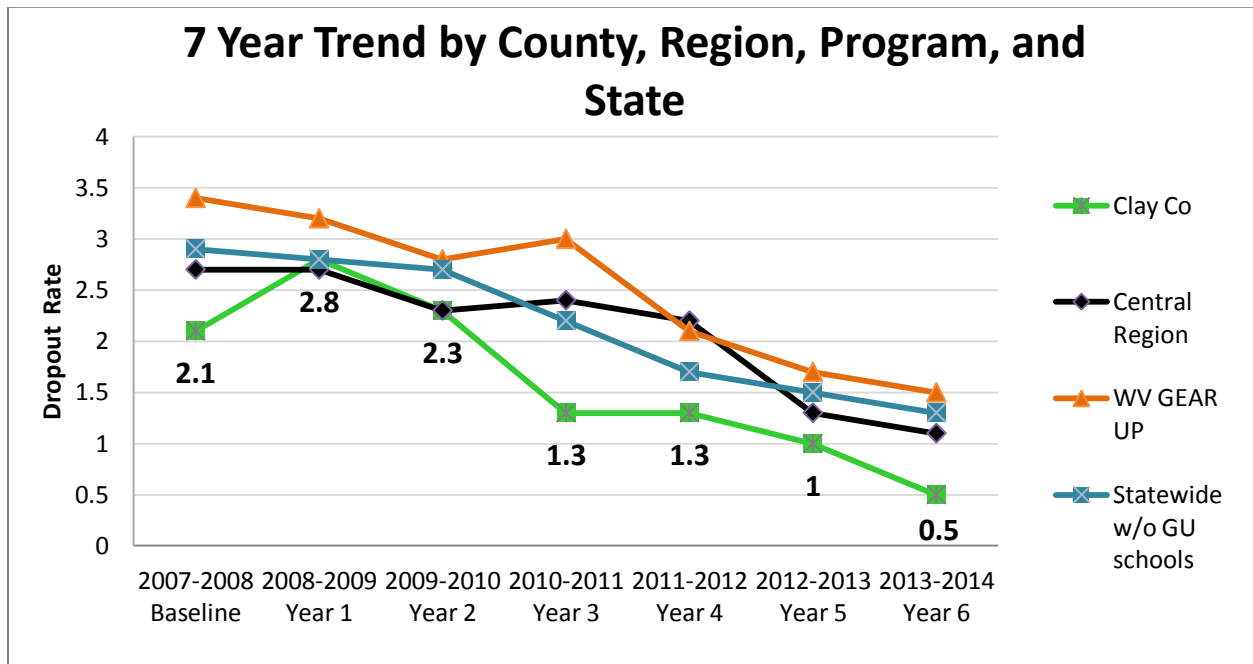


Figure 16. Seven-year dropout rate comparison of Clay County GEAR UP schools, Central Region, WV GEAR UP program, and statewide results

Figure 17 illustrates that from the 2008/09 school year to the 2013/14 school year, Clay Middle school reduced their dropout rate by 100%. At the beginning of the program Clay Middle school had a 0.4 dropout rate, reduced it to 0.0 in the following year and remained at 0.0 for the duration of the program. Clay County High school lowered their dropout rate by 80% overall

during the 6 years of the program (-3.2 points). During the first three years of the program, Clay County High students had the largest decrease in dropout rates (53%).

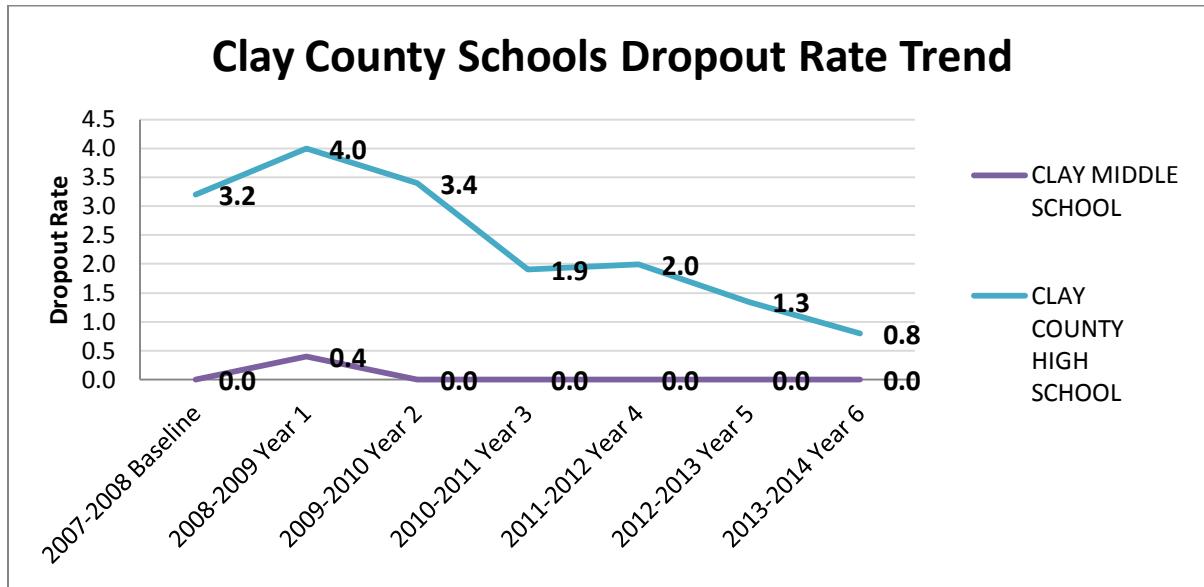


Figure 17. Seven-year dropout rate trend data for schools served by WV GEAR UP in Clay County

### Roane County Schools

Geary Elementary, Walton Elementary and Middle, Spencer Middle and Roane County High School are the four service schools for the 2008/14 GEAR UP program. Together these schools had the fourth smallest 7-12<sup>th</sup> grade enrollment (6,433) amongst all of our service Counties in years 1-6 of the program. A total of 135 students dropped out of Roane County GEAR UP service schools during the program, which calculates to a 2.1% dropout rate for the six year program span.

Figure 18 illustrates how Roane County GEAR UP schools reduced their dropout rate by 59% during the life of the program. With a student population just below the average of the GEAR UP districts, the Roane County schools dropout rate mirrors the year-to-year dropout rate trajectory for the program as a whole; albeit exaggerated. As a result Roane County schools have the median rate of change of all GEAR UP schools for dropout reduction from the baseline to year 6 of the program.

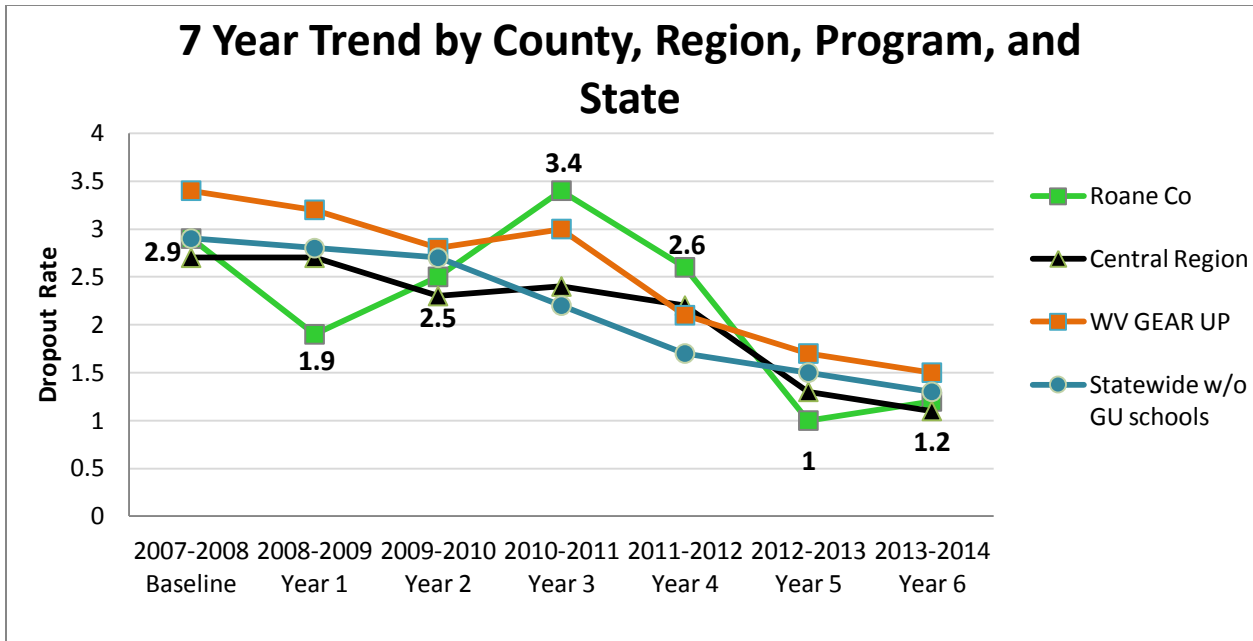


Figure 18. Seven-year dropout rate comparison of Roane County GEAR UP schools, Central Region, WV GEAR UP program, and statewide results

Figure 19 details how the dropout rate fluctuated from the 2007/08 school year to the 2013/14 school year, for Roane County schools. Geary Elementary and Walton Elementary and Middle school maintained a 0.0 dropout rate through the entire program. In years 1 and 3 of the program, Spencer Middle school increased their dropout rate and then maintained a 0.0 dropout rate for the duration of the program. Roane County High school lowered their dropout rate by 39% overall during the 6 years of the program (-1.1 points). During the first three years of the program, Roane County High students had the largest increase in dropout rates (79%) and by year 5, they reduced the dropout rate 68%.

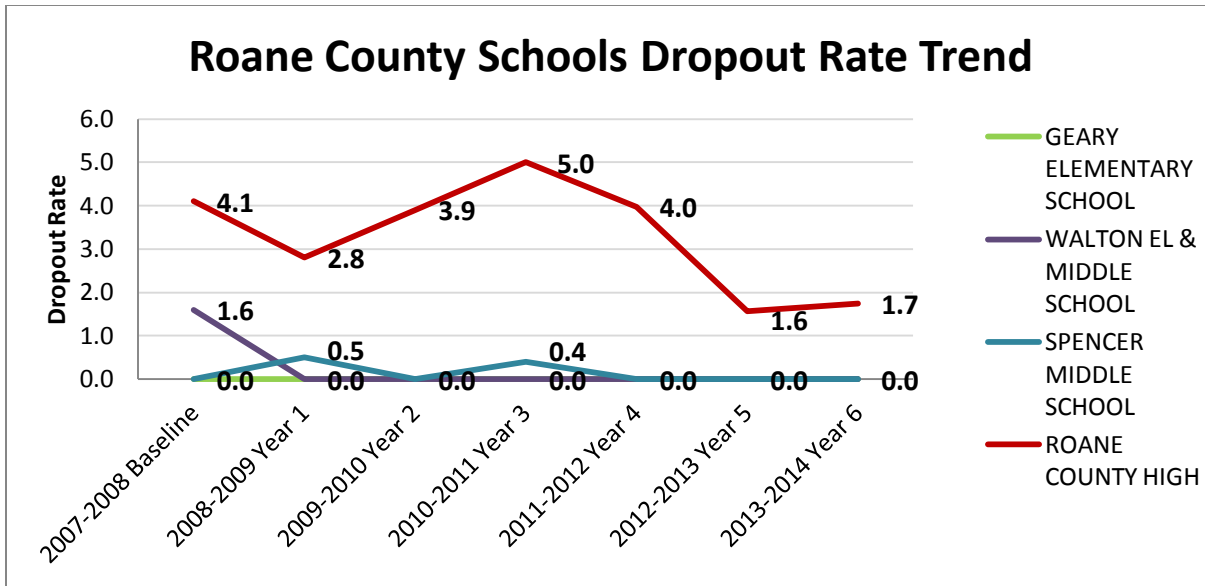


Figure 19. Seven-year dropout rate trend data for schools served by WV GEAR UP in Roane County

### Webster County Schools

Diana Elementary, Hacker Valley Elementary, Webster Springs Elementary, Glade Middle, and Webster County High School are the five service schools for the 2008/14 GEAR UP program. Together these schools had the second smallest 7-12<sup>th</sup> grade enrollment (4,080) among all of our service Counties in years 1-6 of the program. A total of 122 students dropped out of Webster County GEAR UP service schools during the program, which gives us a 3.0% dropout rate for the six year program span.

Figure 20 shows that Webster County GEAR UP schools reduced their dropout rate by 48% during the life of the program. In years 4-6 Webster County schools saw the most significant decrease (-1.6 points) in their dropout rate (52%).

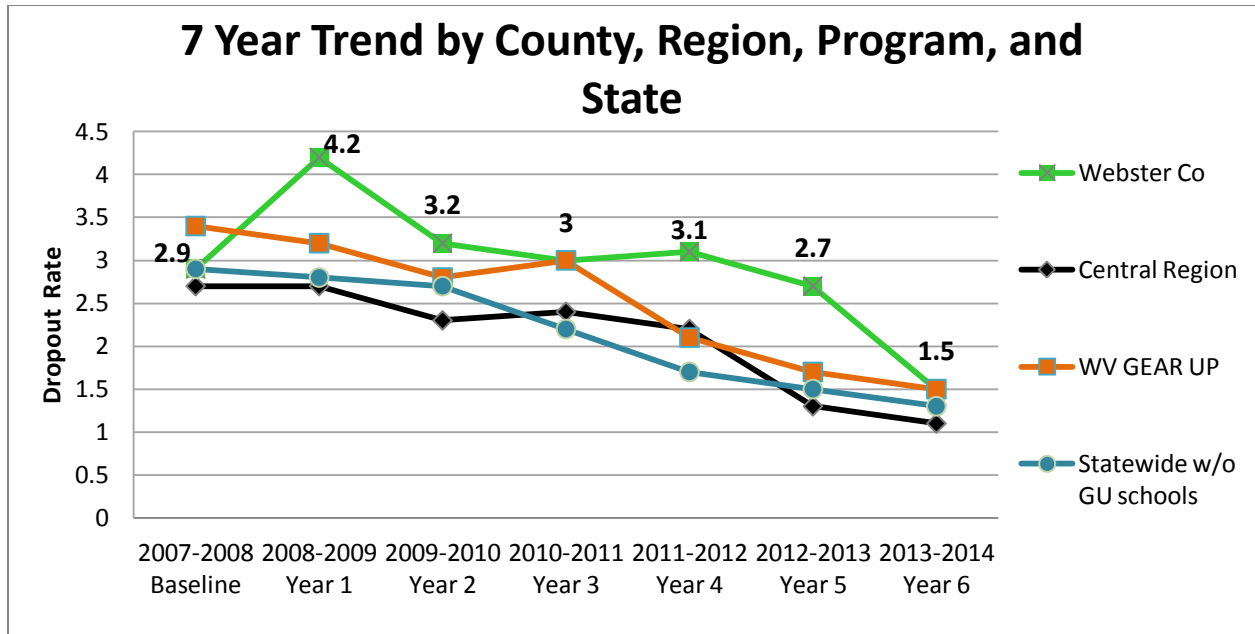


Figure 20. Seven-year dropout rate comparison of Webster County GEAR UP schools, Central Region, WV GEAR UP program, and statewide results

Figure 21 illustrates that from the 2008/09 school year to the 2013/14 school year, Glade Middle reduced their dropout rate by 100%. In the beginning of the program Glade Middle had a 0.9 dropout rate and then remained at 0.0 for the duration of the program. Diana Elementary, Hacker Valley and Webster Springs Elementary retained a 0.0 dropout rate for the entire program. Webster County High school lowered their dropout rate by 64% overall during the 6 years of the program. After an initial spike in year 1, the dropout rate leveled in years 2-4 and then decreased more rapidly in the final 2 years of the program.

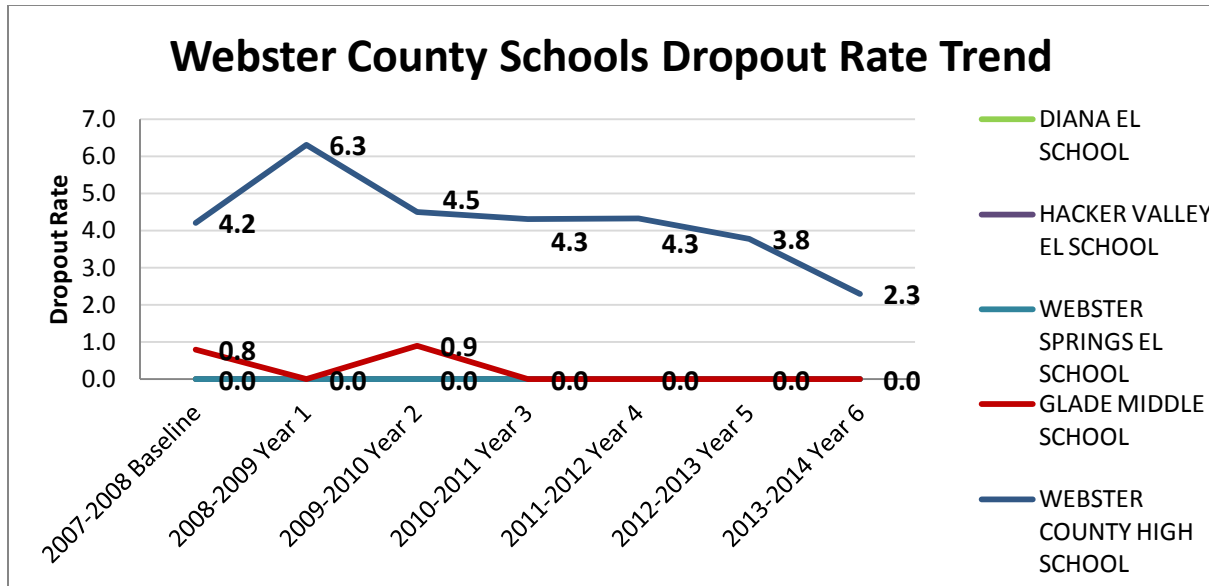


Figure 21. Seven-year dropout rate trend data for schools served by WV GEAR UP in Webster County

### Wirt County Schools

Wirt County Middle and Wirt County High School are the two service schools for the 2008/14 GEAR UP program. Together these schools had the smallest 7-12<sup>th</sup> grade enrollment (2,836) amongst all of our service Counties in years 1-6 of the program. A total of 33 students dropped out of Wirt County GEAR UP service schools during the program, which calculates to the lowest dropout rate (1.2%) of all the GEAR UP counties for the six year program span.

Figure 22 shows that Wirt County GEAR UP schools reduced their dropout rate by 65% during the life of the program. With the smallest student population, the dropout rate for Wirt County schools fluctuated greatly. For example, the Wirt County dropout rate is over 3% if only 15 students dropout during a school year. Small changes in the number of students who dropout have a big affect on the dropout rate at Wirt County schools. Nevertheless Wirt County schools have the fourth highest rate of change of all GEAR UP schools for dropout reduction from the baseline to year 6 of the program.

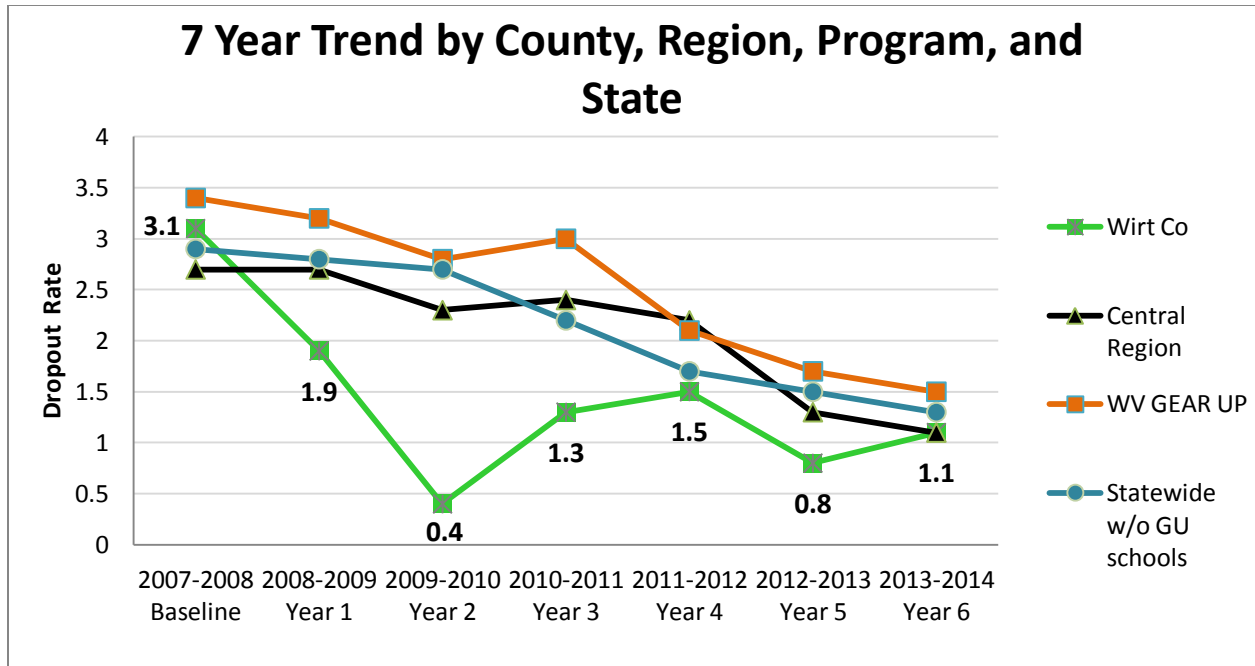


Figure 22. Seven-year dropout rate comparison of Wirt County GEAR UP schools, Central Region, WV GEAR UP program, and statewide results

Figure 23 illustrates that from the 2008/09 school year to the 2013/14 school year, Wirt County Middle school reduced their dropout rate by 100%. At the beginning of the program Clay Middle school had a 0.6 dropout rate, reduced it to 0.0 in the following year and remained at 0.0 for the duration of the program. Wirt County High school lowered their dropout rate by 36% overall during the 6 years of the program (-0.9 points). From year 1 to year 2 of the program, Wirt County High students had the largest decrease in dropout rates (76%).

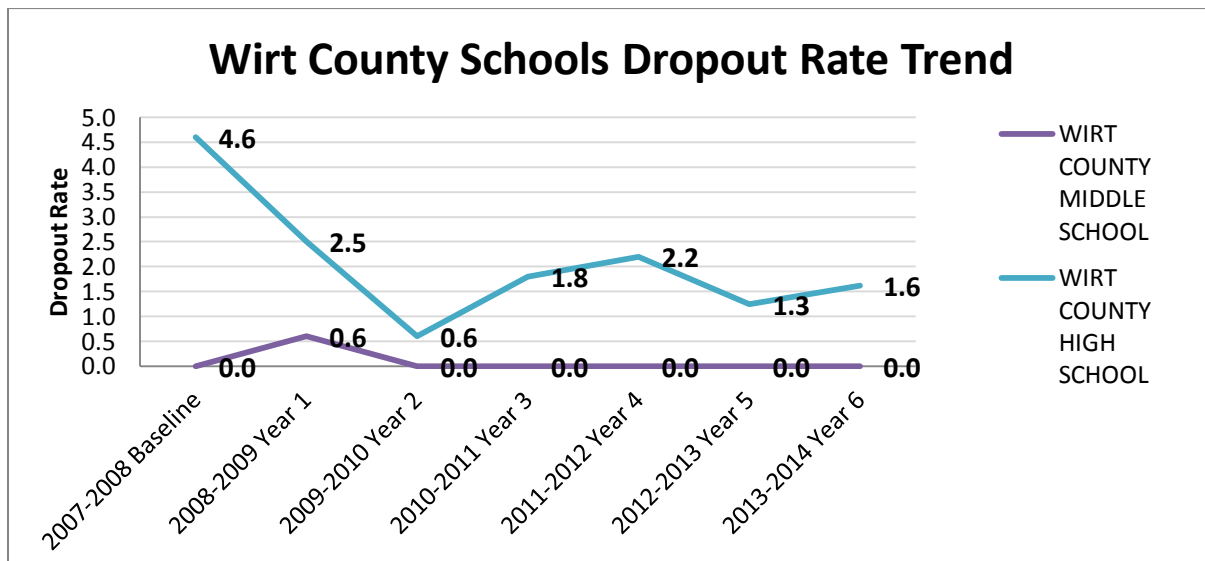


Figure 23. Seven-year dropout rate trend data for schools served by WV GEAR UP in Wirt County

## Appendices

### Six Year Dropout Rate

	2008/09 – 2013/14 Enrollment	2008/09 – 2013/14 Drop	Six Year Dropout Rate
Boone Co	10,269	231	2.2%
Clay Co	5,281	84	1.6%
Lincoln Co	8,619	185	2.1%
Mingo Co	10,983	261	2.4%
McDowell Co	9,087	285	3.1%
Roane Co	6,433	135	2.1%
Summers Co	3,930	131	3.3%
Webster Co	4,080	122	3.0%
Wirt Co	2,836	33	1.2%
Wyoming Co	10,746	259	2.4%
Southwest Region	29,871	677	2.3%
Southern Region	23,763	675	2.8%
Central Region	18,630	374	2.0%
WV GEAR UP	72,264	1,726	2.4%
Statewide w/o GU schools	658,342	13,486	2.0%



## **Dropout Rate Definition**

*<http://wvde.state.wv.us/policies/p4110>*

126CSR81

Title 126 Legislative Rule Board of Education Series 81 Attendance (4110)

126-81-4. Definitions

4.6. Dropout - A dropout is an individual who:

4.6.1. was enrolled in school at some time during the previous school year and was not enrolled on October 1 of the current school year; or

4.6.2. was not enrolled on October 1 of the previous school year although expected to be in membership (i.e., was not reported as a dropout the year before); and

4.6.3. has not graduated from high school, obtained a General Educational Development Certificate (hereinafter, GED) diploma, or completed a state- or district-approved education program; and

4.6.4. does not meet any of the following exclusionary conditions:

a. transfer to another public school district, private school, registered home school, or state- or district-approved education program;

b. temporary school-recognized absence due to suspension or illness; or

c. death.

4.7. Dropout Date - For students of compulsory school attendance age or older, the dropout date is defined as the school day after the student's last day of attendance.